



## American Funds Investment Co of America A (AIVSX) - Trend Capture Overlay

April 17, 2018

## Executive Summary

---

### Overview

Superior performance on a consistent basis comes from the ability to be in synchrony with major price trends. The ability to capture a large part of bull trends and to avoid most of the bear trends in individual stocks and sectors can dramatically impact returns across market cycles and deliver superior long term performance. The Trendrating solution is designed to improve this ability by providing intelligent analytics that can complement and enhance the investment decision process and produce tangible results.

We can demonstrate Trendrating's ability to materially influence portfolio performance through a historical overlay of its trend capture model on the actual holdings of a portfolio. Through this analysis we demonstrate that induction can seamlessly integrate into the existing workflow of an investment strategy and have a material impact on the performance of the investment strategy.

Trendrating's trend capture model has the unique ability to identify and score the prevailing price trend of a security with high accuracy. The ability to distinguish between securities based on their respective price trend should be of paramount importance to every portfolio no matter the type of its investment strategy. Every investment manager should infuse the decision making process with information that facilitates the selection of securities whose prices are trending, rather than ones whose price trends are disconnected from their fundamentals.

### Trendrating Model

The Trendrating model assigns each security a directional rating; uptrends (**A** or **B**) and downtrends (**C** or **D**). A continuous absolute rating scale, **Smart Momentum (SM)**, is constructed to facilitate relative ranking of a universe of securities. The discrete rating distinguishes between securities in uptrends and downtrends, whilst the continuous rating allows ranking within the same rating bucket. In tandem, the two rating frameworks facilitate a flexible and robust framework for security selection and portfolio construction.

### Analysis Framework

- Select holdings history for which constituent history is complete and for which there are very few missing periods in the history selected for the analysis
- The universe of stocks in the benchmark associated with the investment fund is used as a buy universe from which to find alternative securities. In absence of a named benchmark, an appropriate buy universe is assigned for the analysis
- In each rebalancing period in the holdings history of the portfolio:
  - Identify all **C** & **D** rated securities
  - Amongst the **C** & **D** rated securities, identify stocks with extreme negative SM scores<sup>1</sup> whilst in a negative price trend, are quite susceptible to sharp upward price swings during and post market shocks. Good risk management practice advocates a robust mechanism for identifying outliers and then implementing a framework of insulating the investment portfolio from their erratic behaviour. In this analysis, we do not alter positions with extreme SM scores
  - Reallocate weight of **C** & **D** rated securities into an **A** or **B** rated security with the highest SM score in the same region/country, industry/sector, and currency<sup>2</sup>
- Returns for the Fund, Trend Capture Portfolio<sup>3</sup>, and Benchmark are price returns calculated from the individual constituent level for each of the three portfolios

---

<sup>1</sup>Our empirical research shows that an SM scores of -2.90 is a valid extreme threshold value

<sup>2</sup>User determined parameters that are relaxed in hierarchal order if no optimal match is found

<sup>3</sup>The portfolio generated as a result of the trend capture overlay on the holdings of the investment fund

## Report Description

- Trend Overlay Summary Data
  - Key info: Provides information on analysis history, fund benchmark, and the analysis rebalancing frequency
  - The two bar charts respectively compare the annual return and annual volatility of the original fund and of the trend capture portfolio
  - The line chart captures the cumulative return of the fund, of the trend capture portfolio, and of the benchmark if applicable
  - Summary Metrics: This table provides key performance and risk metrics of the original fund and of the trend capture portfolio
- Risk-Return Profile
  - Comparative Analysis
    - Annualised Excess Return analysis: The comparisons of the excess return of the trend capture portfolio vs the fund, and if applicable, of the fund vs the benchmark and of the trend capture portfolio vs the benchmark
    - Annualised Tracking Error analysis: The tracking error between the trend capture fund and the original fund captures the magnitude of the differences between the overlay portfolio and the original portfolio. It should be different enough without departing from the original investment strategy. The comparisons of the tracking errors versus the benchmark, if applicable, validates the fact that the overlay strategy does not change the investment mandate
  - Annual Tables
    - The first set of columns tabulate the year by year returns of the trend capture portfolio and its excess return over the original fund and its benchmark
    - The next set of columns present the volatility comparison where the key message is that the volatility of the trend capture portfolio should not differ materially from that of the original fund
    - The third set of results illustrates the reduction in drawdowns that can be achieved through the trend capture overlay. Reduction in downside risk during market declines is perhaps the most important benefit a model can provide
  - TCR Analysis
    - TCR (Trend Capture Rating) is a forward-looking risk metric of an aggregate<sup>4</sup> calculated from the constituent level weights and ratings from the Trendrating model
    - The trend capture overlay should raise the TCR of the original portfolio
    - Portfolios that maintain a higher TCR tend to outperform and periods with higher TCR tend to deliver superior returns
    - Trendrating's recommendation to clients is to endeavour to maintain a high TCR to improve consistency of portfolio returns
- Historical Portfolio Details
  - The top section provides information on the number of number and weight of the **C** & **D** rated constituents that have been switched on a chosen rebalance period<sup>5</sup>
  - Transaction Table: Tabulates all the matched trades performed in the latest rebalancing period and contains the Ticker, Name, Weight, Rating, and Smart Momentum score of each security traded in the given holding period
- Allocation
  - Regional allocation for the latest rebalance period
  - Sector allocation for the latest rebalance period
- Appendix
  - Contains the full history of trades performed in the analysis presented by rebalance period and identifies all trades securities and matched trades

---

<sup>4</sup>Portfolio, Index, Sector etc.

<sup>5</sup>The default is the latest rebalance period

## Trend Overlay Summary

### Key info

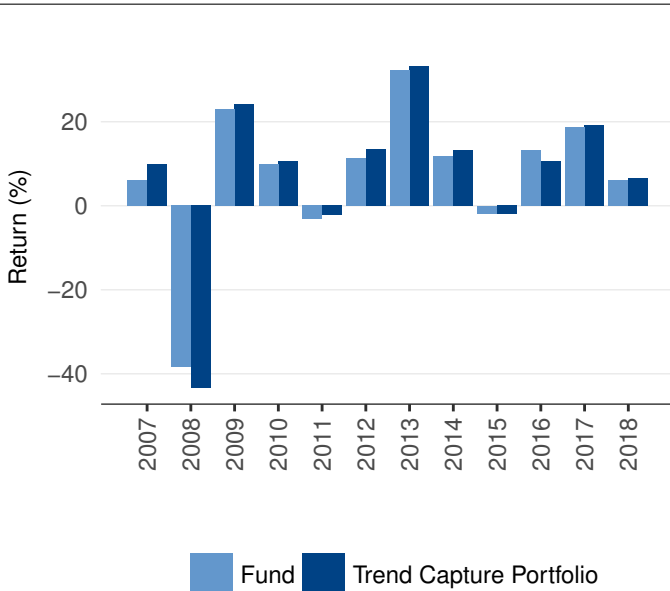
### Data Range

2007-04-02 to 2018-01-31

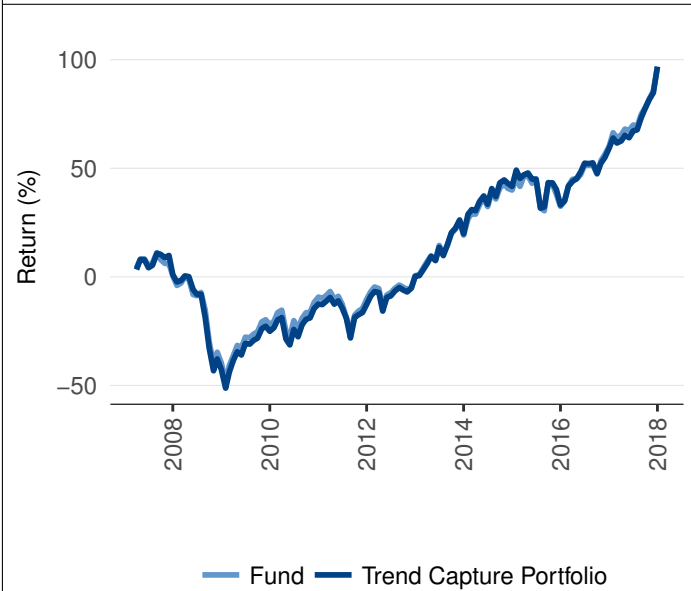
### Rebalancing

Monthly

### Return



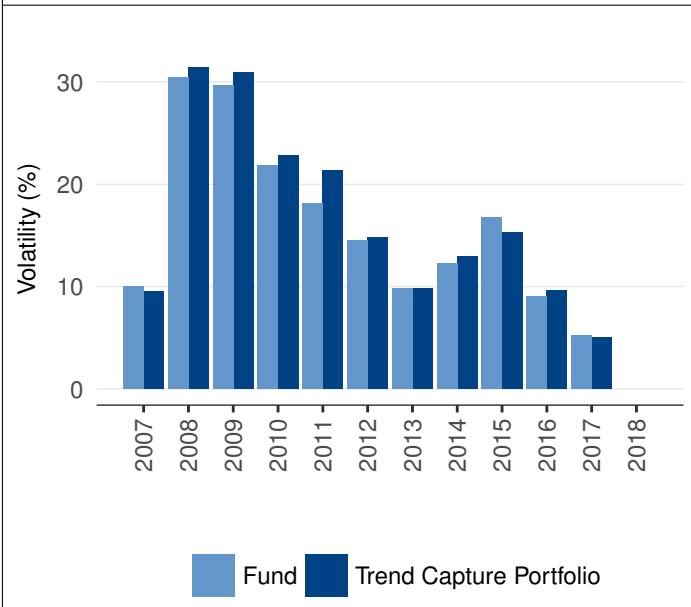
### Cumulative Return



### Summary Metrics

	Fund	TC Portfolio	Diff
<b>PERFORMANCE</b>			
Annualised (%)	5.91	7.30	1.38
Monthly Avg (%)	0.60	0.70	0.10
Hit Rate (%)	62.02	63.57	1.55
<b>RISK</b>			
Annualised volatility (%)	18.85	18.17	-0.67
Max Drawdown (%)	-53.66	-48.92	4.75
Skewness	-0.76	-0.48	0.28
Kurtosis	2.07	1.58	-0.49
<b>KEY RATIOS</b>			
Infomation Ratio	0.31	0.40	0.09
Sortino Ratio	0.17	0.21	0.04
<b>WEIGHT SWITCHED</b>			
Monthly Avg (%)		3.54	

### Volatility



	Fund	TC Portfolio	Diff	Diff (%)
Cumulative Return (%)	85.42	113.18	27.76	32.49
Avg Drawdown (%)	-6.55	-6.61	-0.07	-1.02
Avg TCR	B	A-		

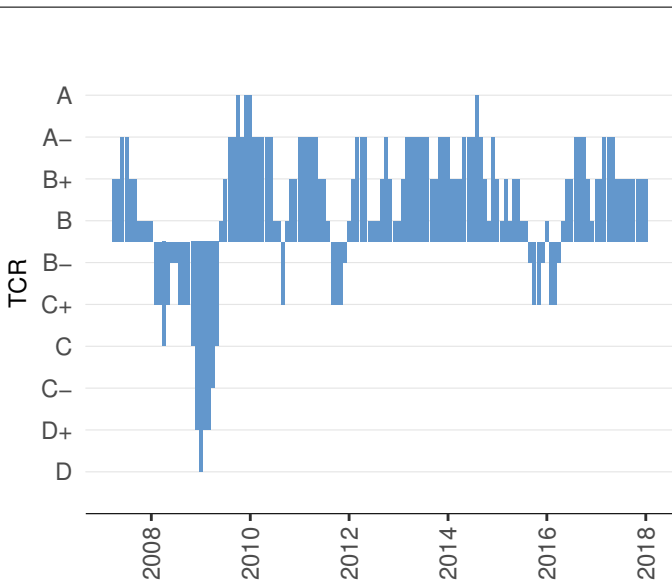
## Risk-Return Profile

### Comparative Analysis

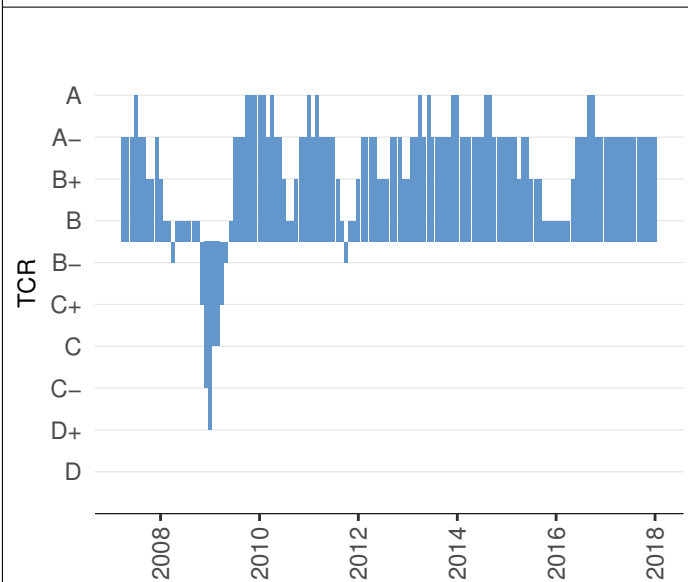
	Fund	Fund
Annualised Excess Return (%)		Annualised Tracking Error (%)
Trend Capture Portfolio	1.19	Trend Capture Portfolio
		3.55

Year	Return (%) TC Port	Excess over Fund	Volatility (%) TC Port	Excess over Fund	Max Drawdown (%) TC Port	Excess over Fund
2018	6.51	0.50			0.00	0.00
2017	19.22	0.59	5.04	-0.18	-1.41	-0.02
2016	10.51	-2.74	9.59	0.55	-5.11	-1.05
2015	-1.92	-0.06	15.27	-1.45	-11.75	-0.76
2014	13.31	1.45	12.96	0.72	-5.05	0.18
2013	33.17	0.83	9.81	-0.05	-3.38	0.07
2012	13.38	2.07	14.81	0.27	-9.67	0.32
2011	-2.18	0.97	21.33	3.22	-20.60	-0.64
2010	10.58	0.70	22.82	1.01	-15.52	-1.01
2009	24.22	1.36	30.96	1.27	-21.63	-0.43
2008	-43.38	-4.96	31.41	1.01	-48.35	-4.62
2007	9.88	3.80	9.53	-0.47	-3.52	1.04

### Fund TCR



### Trend Capture Portfolio TCR



## Historical Portfolio Details

Holding period: 2017-12-01 to 2017-12-29

	Fund	TC Port
Number of holdings	165	165
Number of C & D rated holdings - switched	35	-
Weight of C & D rated holdings - switched (%)	14.72	-

## Transaction table

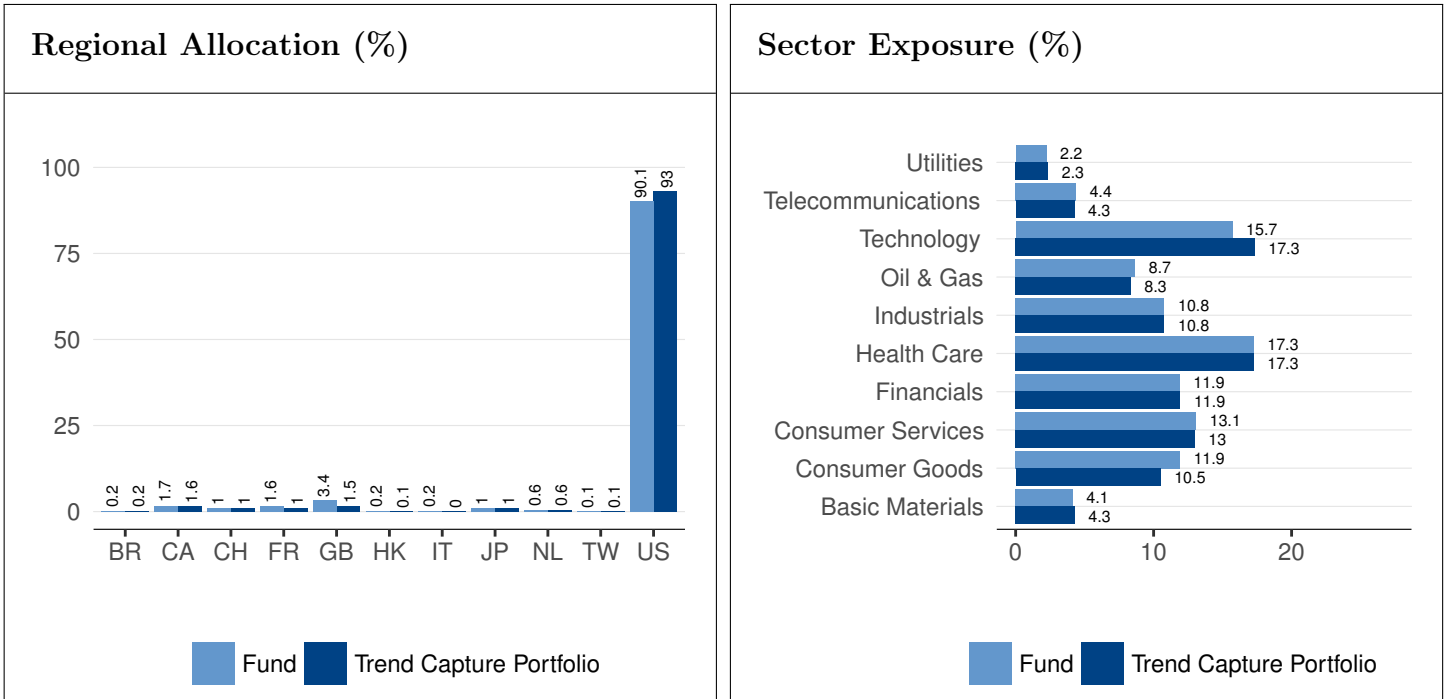
The table shows the fund portfolio C & D rated positions at the beginning of the holding period. These positions have been switched with A and B rated stocks near by mkt cap, market and sector in respect to the original fund positions.

### Switched positions

Ticker	Name	R	SM	W (%)	C (%)	Ticker	Name	R	SM	W (%)	C (%)
BNP	Bnp Paribas	C	-1.85	0.31	-0.00	AMD	Advanced Micro Devices	A	3.00	0.31	-0.01
APA	Apache	D	-2.89	0.15	-0.01	MPC	Marathon Petroleum	A	2.30	0.15	0.01
GLE	Societe Generale	C	-1.87	0.23	0.01	MU	Micron Technology	A	2.73	0.23	-0.00
6	Power Assets	D	-2.86	0.15	-0.00	AMAT	Applied Materials	A	2.60	0.15	-0.00
WPP	WPP	D	-2.89	0.09	0.00	ALB	Albemarle	A	2.53	0.09	-0.00
CM-CSA	Comcast	C	-1.85	0.49	0.02	BBY	Best Buy	A	2.34	0.49	0.07
BATS	British American Tobacco	C	-1.86	0.58	0.03	FB	Facebook	A	2.51	0.58	0.00
CVS	Cvs Health	D	-2.85	0.19	-0.01	AAL	American Airlines	A	2.32	0.19	0.01
HAS	Hasbro	C	-1.87	0.22	-0.00	ATVI	Activision Blizzard	A	2.98	0.22	0.00
HOG	Harley-davidson	D	-2.87	0.34	0.01	STZ	Constellation Brands	A	2.44	0.34	0.02
IBM	IBM	D	-2.86	0.20	-0.00	NVDA	Nvidia	A	3.00	0.20	-0.00
K	Kellogg	D	-2.85	0.70	0.02	PHM	Pultegroup	A	2.37	0.70	-0.01
KMB	Kimberly-clark	D	-2.85	0.35	0.00	BWA	Borgwarner	A	2.33	0.35	-0.02
MDT	Medtronic	C	-1.85	0.89	-0.01	ALGN	Align Technology	A	2.72	0.89	-0.11
MO	Altria	D	-2.85	1.39	0.06	MHK	Mohawk Industries	A	2.31	1.39	-0.04
MRK	Merck & Co	D	-2.86	0.19	0.00	ISRG	Intuitive Surgical	A	2.40	0.19	-0.01
NBL	Noble Energy	D	-2.89	0.45	0.04	MRO	Marathon Oil	A	2.23	0.45	0.05
OMC	Omnicom	D	-2.86	0.16	-0.00	RCL	Royal Caribbean Cruises	A	2.32	0.16	-0.01
SLB	Schlumberger	D	-2.88	0.57	0.02	VLO	Valero Energy	A	2.23	0.57	0.05
TYC	Tyco International	D	-2.85	0.02	0.00	URI	United Rentals	A	2.60	0.02	0.00
UTX	United Technologies	C	-1.84	0.57	0.04	MTD	Mettler Toledo International	A	2.47	0.57	-0.00
BARC	Barclays	D	-2.87	0.23	0.02	LRCX	Lam Research	A	2.51	0.23	-0.00
BT.A	Bt	D	-2.86	0.11	0.01	ADBE	Adobe Systems	A	2.49	0.11	-0.00
ESRX	Express Scripts	D	-2.85	0.18	0.03	IDXX	Idexx Laboratories	A	2.38	0.18	0.00
ENB	Enbridge	D	-2.86	0.09	0.00	FMC	Fmc	A	2.48	0.09	0.00
GILD	Gilead Sciences	C	-1.85	0.53	-0.03	ANTM	Anthem	A	2.33	0.53	-0.02
ABX	Barrick Gold	D	-2.89	0.03	0.00	NRG	Nrg Energy	A	2.47	0.03	0.00
VIAB	Viacom	D	-2.90	0.51	0.04	MGM	Mgm Resorts International	A	2.31	0.51	-0.01
ENI	Eni	C	-1.85	0.23	-0.00	OKE	Oneok	A	2.46	0.23	0.01
IMB	Imperial Brands	D	-2.87	0.82	0.03	CMA	Comerica	A	2.45	0.82	0.03
PM	Philip Morris International	C	-1.86	2.04	0.04	DHI	D.r. Horton	A	2.31	2.04	0.03
KMI	Kinder Morgan	D	-2.85	0.13	0.00	DVN	Devon Energy	A	2.22	0.13	0.01
MDLZ	Mondelez International	D	-2.85	0.51	-0.00	LUK	Leucadia National	A	2.30	0.51	0.00
KHC	The Kraft Heinz	D	-2.86	0.60	-0.03	KORS	Michael Kors	A	2.29	0.60	0.05
NLSN	Nielsen	D	-2.86	0.47	0.00	WYNN	Wynn Resorts	A	2.31	0.47	0.03

R - Rating, SM - Smart Momentum, W - Weight, C - Contribution to Return

## Allocation



## Appendix

### Switched positions (Fund vs Trend Capture Portfolio)

Date	Ticker	Name	R	SM	W (%)	Ticker	Name	R	SM	W (%)
2007-04-02	RAI	Reynolds American	C	-1.84	0.80	GT	Goodyear Tire & Rubber	A	2.53	0.80
2007-04-02	BAC	Bank Of America	C	-1.85	1.10	AVB	Avalonbay Communities	A	2.61	1.10
2007-04-02	BBY	Best Buy	D	-2.86	1.00	BIG	Big Lots	A	2.51	1.00
2007-04-02	CAG	Conagra Brands	C	-1.85	0.20	MAT	Mattel	A	2.32	0.20
2007-04-02	DELL	Dell	C	-1.86	0.20	AAPL	Apple	A	2.44	0.20
2007-04-02	GE	General Electric	C	-1.85	2.60	LMT	Lockheed Martin	A	2.35	2.60
2007-04-02	HOG	Harley-davidson	C	-1.87	0.30	MON	Monsanto	A	2.32	0.30
2007-04-02	LB	L Brands	C	-1.86	0.80	JCP	Jc Penney	A	2.40	0.80
2007-04-02	LUV	Southwest Airlines	D	-2.85	0.30	OMX	OfficeMax	A	2.36	0.30
2007-04-02	ROG	Roche	C	-1.85	1.50	PCG	Pg&e	A	3.00	1.50
2007-04-02	MMC	Marsh & Mclennan Cos	C	-1.85	0.30	PRU	Prudential Financial	A	2.59	0.30
2007-04-02		Minnesota Mng.& Mfg	C	-1.84	0.20	PTV	Pactiv Corp	A	2.33	0.20
2007-04-02	MXIM	Maxim Integrated Products	C	-1.86	0.60	BMC	BMC Software	A	2.35	0.60
2007-04-02	ORCL	Oracle	C	-1.85	2.40	CTSH	Cognizant Technology Solutions	A	2.33	2.40
2007-04-02	PFE	Pfizer	C	-1.85	0.70	CELG	Celgene	A	2.66	0.70
2007-04-02	HSBA	Hsbc	D	-2.85	0.40	NUE	Nucor	A	2.47	0.40
2007-04-02	SY Y	Sysco	C	-1.85	0.10	RSHCQ	RS Legacy Corp	A	2.34	0.10
2007-04-02	WM	Waste Management	C	-1.85	1.50	CVG	Convergys	A	2.31	1.50
2007-04-02	INTC	Intel	C	-1.86	1.10		Unisys Corp	A	2.30	1.10
2007-04-02	AZN	Astrazeneca	D	-2.87	0.20	ASN	Archstone-Smith Trust	A	2.44	0.20
2007-04-02	HSBC	Hsbc Adr	C	-1.85	0.10	CME	Cme	A	2.53	0.10
2007-04-02	FP	Total	D	-2.84	0.50	L	Loews	A	2.41	0.50
2007-04-02	MU	Micron Technology	D	-2.89	0.20	JNPR	Juniper Networks	A	2.27	0.20
2007-04-02	C	Citigroup	C	-1.85	2.60	MCO	Moody's	A	2.51	2.60
2007-04-02	CVX	Chevron	C	-1.84	2.10	WMB	Williams Companies	A	3.00	2.10
2007-04-02	UPS	United Parcel Service	D	-2.85	0.50	TEX	Terex	A	2.31	0.50
2007-04-02	NVS	Novartis Adr	C	-1.85	0.00	GILD	Gilead Sciences	A	2.41	0.00
2007-04-02	RDSA	Royal Dutch Shell	D	-2.85	0.00	SCHW	Charles Schwab	A	2.37	0.00
2007-04-02	RDS.B	Royal Dutch Shell Adr	D	-2.85	0.20	ESV	Ensco	A	2.23	0.20
2007-04-02	RDS.A	Royal Dutch Shell Adr	C	-1.85	1.70	SII	Smith International	A	2.23	1.70
2007-04-02	MDLZ	Mondelez International	C	-1.86	0.10	HAS	Hasbro	A	2.27	0.10
2007-04-02	BHGE	Baker Hughes, A Ge	D	-2.86	0.80	VLO	Valero Energy	A	2.22	0.80
2007-05-01	RAI	Reynolds American	C	-1.84	0.80	GT	Goodyear Tire & Rubber	A	2.55	0.80
2007-05-01	AIG	American International	C	-1.84	1.10	PRU	Prudential Financial	A	2.62	1.10
2007-05-01	AMGN	Amgen	D	-2.86	0.90	CELG	Celgene	A	2.75	0.90
2007-05-01	BAC	Bank Of America	C	-1.85	1.00	MCO	Moody's	A	2.54	1.00
2007-05-01	BBY	Best Buy	D	-2.87	0.90	BIG	Big Lots	A	2.50	0.90
2007-05-01	CAG	Conagra Brands	C	-1.85	0.20	MON	Monsanto	A	2.34	0.20
2007-05-01	COF	Capital One Financial	D	-2.85	0.60	L	Loews	A	2.42	0.60
2007-05-01	DELL	Dell	C	-1.85	0.20	AAPL	Apple	A	2.47	0.20
2007-05-01	GE	General Electric Motors	C	-1.84	2.60	LMT	Lockheed Martin	A	2.35	2.60
2007-05-01	MTLQQ	Liquidation Co	C	-1.86	0.30	MAT	Mattel	A	2.33	0.30
2007-05-01	HOG	Harley-davidson	C	-1.86	0.30	HAS	Hasbro	A	2.31	0.30
2007-05-01	LB	L Brands	C	-1.86	0.80	JCP	Jc Penney	A	2.39	0.80
2007-05-01	LUV	Southwest Airlines	D	-2.86	0.20	RSHCQ	RS Legacy Corp	A	2.35	0.20
2007-05-01	ROG	Roche	C	-1.84	1.50	PCG	Pg&e	A	3.00	1.50
2007-05-01	MXIM	Maxim Integrated Products	C	-1.84	0.70	BMC	BMC Software	A	2.36	0.70



Date	Ticker	Name	R	SM	W (%)	Ticker	Name	R	SM	W (%)
2007-05-01	F	Ford Motor	C	-1.84	0.00	SNA	Snap-on	A	2.29	0.00
2007-05-01	PFE	Pfizer	C	-1.84	0.70	GILD	Gilead Sciences	A	2.44	0.70
2007-05-01	SY Y	Sysco	C	-1.85	0.10	AMZN	Amazon.com	A	2.34	0.10
2007-05-01	INTC	Intel	C	-1.84	1.20	CTSH	Cognizant Technology Solutions	A	2.34	1.20
2007-05-01	BSX	Boston Scientific	D	-2.86	0.20	MEDI	Medimmune	A	2.37	0.20
2007-05-01	AZN	Astrazeneca	D	-2.87	0.20	NUE	Nucor	A	2.47	0.20
2007-05-01	MU	Micron Technology	D	-2.90	0.20	JNPR	Juniper Networks	A	2.31	0.20
2007-05-01	C	Citigroup	C	-1.84	2.60	ASN	Archstone-Smith Trust	A	2.41	2.60
2007-05-01	UPS	United Parcel Service	D	-2.85	0.50	PTV	Pactiv Corp	A	2.34	0.50
2007-05-01	RDSA	Royal Dutch Shell	D	-2.84	0.00	AIZ	Assurant	A	2.40	0.00
2007-05-01	RDS.A	Royal Dutch Shell Adr	C	-1.84	1.70	WMB	Williams Companies	A	3.00	1.70
2007-05-01	MDLZ	Mondelez International	C	-1.85	0.10	TSN	Tyson Foods	A	2.27	0.10
2007-06-01	AMGN	Amgen	D	-2.88	0.80	CELG	Celgene	A	2.76	0.80
2007-06-01	BAC	Bank Of America	C	-1.85	1.00	PRU	Prudential Financial	A	2.66	1.00
2007-06-01	BBY	Best Buy	D	-2.86	0.90	BIG	Big Lots	A	2.49	0.90
2007-06-01	CAG	Conagra Brands	C	-1.84	0.20	GT	Goodyear Tire & Rubber	A	2.61	0.20
2007-06-01	MTLQQ	Motors Liquidation Co	C	-1.86	0.30	MON	Monsanto	A	2.36	0.30
2007-06-01	HOG	Harley-davidson	C	-1.86	0.30	MAT	Mattel	A	2.33	0.30
2007-06-01	LB	L Brands	C	-1.86	0.70	RSHCQ	RS Legacy Corp	A	2.41	0.70
2007-06-01	LUV	Southwest Airlines	D	-2.86	0.20	AMZN	Amazon.com	A	2.38	0.20
2007-06-01	ROG	Roche	C	-1.84	1.40	WMB	Williams Companies	A	3.00	1.40
2007-06-01	MXIM	Maxim Integrated Products	C	-1.85	0.60	AAPL	Apple	A	2.56	0.60
2007-06-01	NEM	Newmont Mining	D	-2.85	0.50	NUE	Nucor	A	2.51	0.50
2007-06-01	PG	Procter & Gamble	C	-1.84	0.20	HAS	Hasbro	A	2.31	0.20
2007-06-01	SY Y	Sysco	C	-1.85	0.10	SVU	Supervalu	A	2.31	0.10
2007-06-01	UST	UST Inc	C	-1.85	0.10	VFC	Vf	A	2.29	0.10
2007-06-01	WMT	Wal-mart Stores	C	-1.84	0.60	DJ	Dow Jones & Co	A	2.30	0.60
2007-06-01	BSX	Boston Scientific	D	-2.84	0.20	GILD	Gilead Sciences	A	2.44	0.20
2007-06-01	NCC	National City Corp	C	-1.85	0.40	MCO	Moody's	A	2.57	0.40
2007-06-01	AZN	Astrazeneca	D	-2.87	0.20	PCG	Pg&e	A	3.00	0.20
2007-06-01	MU	Micron Technology	D	-2.89	0.20	WFR	SunEdison	A	2.38	0.20
2007-06-01	ABX	Barrick Gold	D	-2.86	1.00	ASN	Archstone-Smith Trust	A	2.49	1.00
2007-06-01	TGT	Target	C	-1.84	1.90	DG.1	Dollar General	A	2.30	1.90
2007-06-01	UPS	United Parcel Service	D	-2.84	0.50	TEX	Terex	A	2.37	0.50
2007-06-01	NVS	Novartis Adr	C	-1.84	0.00	MEDI	Medimmune	A	2.38	0.00
2007-06-01	MDLZ	Mondelez International	C	-1.84	0.10	SNA	Snap-on	A	2.29	0.10
2007-07-02	AMGN	Amgen	D	-2.88	1.00	CELG	Celgene	A	2.71	1.00
2007-07-02	BAC	Bank Of America	C	-1.85	1.10	PRU	Prudential Financial	A	2.64	1.10
2007-07-02	BBY	Best Buy	D	-2.87	0.90	RSHCQ	RS Legacy Corp	A	2.41	0.90
2007-07-02	HOG	Harley-davidson	C	-1.87	0.40	GT	Goodyear Tire & Rubber	A	2.61	0.40
2007-07-02	ROG	Roche	C	-1.85	1.50	WMB	Williams Companies	A	3.00	1.50
2007-07-02	MOT	Motorola Solutions	D	-2.89	0.30	AAPL	Apple	A	2.57	0.30
2007-07-02	NEM	Newmont Mining	D	-2.86	0.50	NUE	Nucor	A	2.44	0.50
2007-07-02	PG	Procter & Gamble	C	-1.84	0.30	MON	Monsanto	A	2.40	0.30
2007-07-02	SY Y	Sysco	C	-1.85	0.10	AMZN	Amazon.com	A	2.38	0.10
2007-07-02	TJX	Tjx Companies	C	-1.85	0.30	DG.1	Dollar General	A	2.30	0.30
2007-07-02	UST	UST Inc	C	-1.85	0.20	HAS	Hasbro	A	2.31	0.20
2007-07-02	AZN	Astrazeneca Adr	D	-2.87	0.40	GILD	Gilead Sciences	A	2.42	0.40
2007-07-02	BSX	Boston Scientific	D	-2.84	0.20	TMO	Thermo Fisher Scientific	A	2.36	0.20
2007-07-02	NCC	National City Corp	D	-2.85	0.40	MCO	Moody's	A	2.51	0.40
2007-07-02	AZN	Astrazeneca	D	-2.87	0.10	PCG	Pg&e	A	2.94	0.10
2007-07-02	UNH	Unitedhealth	C	-1.85	0.70	CI	Cigna	A	2.30	0.70
2007-07-02	KSS	Kohl's	C	-1.85	0.20	TIF	Tiffany	A	2.30	0.20

Date	Ticker	Name	R	SM	W (%)	Ticker	Name	R	SM	W (%)
2007-07-02	ABX	Barrick Gold	D	-2.86	0.80	ASN	Archstone-Smith Trust	A	2.47	0.80
2007-07-02	NVS	Novartis Adr	C	-1.84	0.00	ESRX	Express Scripts Holding	A	2.29	0.00
2007-08-01	ABT	Abbott Laboratories	C	-1.86	1.30	CELG	Celgene	A	2.74	1.30
2007-08-01	FE	Firstenergy	C	-1.85	0.10	AYE	Allegheny Energy	A	2.34	0.10
2007-08-01	RAI	Reynolds American	C	-1.85	0.60	GT	Goodyear Tire & Rubber	A	2.46	0.60
2007-08-01	AMGN	Amgen	D	-2.89	1.00	GILD	Gilead Sciences	A	2.40	1.00
2007-08-01	ANTM	Anthem	C	-1.85	0.70	TMO	Thermo Fisher Scientific	A	2.36	0.70
2007-08-01	AVP	Avon Products	C	-1.86	0.30	MON	Monsanto	A	2.38	0.30
2007-08-01	BAC	Bank Of America	D	-2.86	1.10	MCO	Moody's	A	2.46	1.10
2007-08-01	BBY	Best Buy	D	-2.87	0.90	AMZN	Amazon.com	A	2.43	0.90
2007-08-01	BDX	Becton Dickinson	C	-1.84	0.20	ESRX	Express Scripts Holding	A	2.28	0.20
2007-08-01	D	Dominion Resources	C	-1.85	0.90	DYNIQ	Dynegy	A	2.33	0.90
2007-08-01	HOG	Harley-davidson	C	-1.87	0.40	SNA	Snap-on	A	2.28	0.40
2007-08-01	JNJ	Johnson & Johnson	D	-2.85	0.10	CI	Cigna	A	2.27	0.10
2007-08-01	LLY	Eli Lilly	C	-1.85	1.20	SYK	Stryker	A	2.26	1.20
2007-08-01	LB	L Brands	C	-1.86	0.70	HLT	Hilton Hotels Corp	A	2.31	0.70
2007-08-01	ROG	Roche	C	-1.85	1.50	WMB	Williams Companies	A	3.00	1.50
2007-08-01	MDT	Medtronic	C	-1.84	0.80	LH	Laboratory Corp Of America	A	2.26	0.80
2007-08-01	MOT	Motorola Solutions	D	-2.89	0.30	AAPL	Apple	A	2.64	0.30
2007-08-01	NEM	Newmont Mining	D	-2.84	0.60	NUE	Nucor	A	2.37	0.60
2007-08-01	PG	Procter & Gamble	C	-1.84	0.30	JCI	Johnson Controls	A	2.27	0.30
2007-08-01	HSBA	Hsbc	C	-1.84	0.40	PCP	Precision Castparts	A	2.42	0.40
2007-08-01	SYY	Sysco	C	-1.86	0.10	RSHCQ	RS Legacy Corp	A	2.30	0.10
2007-08-01	UST	UST Inc	C	-1.85	0.20	VFC	Vf	A	2.27	0.20
2007-08-01	WFC	Wells Fargo	D	-2.84	0.30	ASN	Archstone-Smith Trust	A	2.45	0.30
2007-08-01	AZN	Astrazeneca Adr	D	-2.87	0.40	BOL	Bausch & Lomb	A	2.25	0.40
2007-08-01	XLNX	Xilinx	C	-1.86	0.30	JNPR	Juniper Networks	A	2.43	0.30
2007-08-01	BSX	Boston Scientific	D	-2.87	0.20	WAT	Waters	A	2.25	0.20
2007-08-01	NCC	National City Corp	D	-2.87	0.30	L	Loews	A	2.43	0.30
2007-08-01	AZN	Astrazeneca	D	-2.88	0.10	WFR	SunEdison	A	2.38	0.10
2007-08-01	HSBC	Hsbc Adr	C	-1.84	0.10	SCHW	Charles Schwab	A	2.39	0.10
2007-08-01	UNH	Unitedhealth	C	-1.86	0.60	BAX	Baxter International	A	2.24	0.60
2007-08-01	KSS	Kohl's	C	-1.87	0.10	APOL	Apollo Educat Grp	A	2.29	0.10
2007-08-01	CAH	Cardinal Health	C	-1.85	0.20	DJ	Dow Jones & Co	A	2.28	0.20
2007-08-01	JPM	Jpmorgan Chase	C	-1.86	0.90	JNS	Janus Capital	A	2.35	0.90
2007-08-01	TWX	Time Warner	C	-1.86	0.70	TIF	Tiffany	A	2.27	0.70
2007-08-01	WB	Wachovia	D	-2.87	0.70	AMP	Ameriprise Financial	A	2.30	0.70
2007-08-01	NVS	Novartis Adr	D	-2.85	0.00	STJ	St Jude Medical Inc	A	2.24	0.00
2007-09-03	ABT	Abbott Laboratories	C	-1.85	1.30	CELG	Celgene	A	2.79	1.30
2007-09-03	ADI	Analog Devices	C	-1.85	0.40	AAPL	Apple	A	2.65	0.40
2007-09-03	FE	Firstenergy	C	-1.86	0.10	AYE	Allegheny Energy	A	2.32	0.10
2007-09-03	RAI	Reynolds American	C	-1.84	0.70	GT	Goodyear Tire & Rubber	A	2.47	0.70
2007-09-03	AIG	American International	C	-1.85	1.00	L	Loews	A	2.42	1.00
2007-09-03	AMGN	Amgen	D	-2.89	0.90	GILD	Gilead Sciences	A	2.39	0.90
2007-09-03	ANTM	Anthem	C	-1.84	0.70	TMO	Thermo Fisher Scientific	A	2.37	0.70
2007-09-03	AVP	Avon Products	C	-1.86	0.30	MON	Monsanto	A	2.41	0.30
2007-09-03	BBY	Best Buy	D	-2.87	0.90	AMZN	Amazon.com	A	2.44	0.90
2007-09-03	BDX	Becton Dickinson	C	-1.84	0.20	ESRX	Express Scripts Holding	A	2.31	0.20
2007-09-03	COF	Capital One Financial	D	-2.86	0.60	AMP	Ameriprise Financial	A	2.31	0.60
2007-09-03	D	Dominion Resources	C	-1.85	0.90	CEG	Constellation Energy	A	2.27	0.90
2007-09-03	GIS	General Mills	C	-1.85	0.20	LUK	Leucadia National	A	2.29	0.20

Date	Ticker	Name	R	SM	W (%)	Ticker	Name	R	SM	W (%)
2007-09-03	HOG	Harley-davidson	D	-2.88	0.30	JCI	Johnson Controls	A	2.28	0.30
2007-09-03	JNJ	Johnson & Johnson	D	-2.85	0.10	SYK	Stryker	A	2.27	0.10
2007-09-03	LLY	Eli Lilly	C	-1.84	1.20	LH	Laboratory Corp Of America	A	2.27	1.20
2007-09-03	LB	L Brands	D	-2.87	0.60	HLT	Hilton Hotels Corp	A	2.32	0.60
2007-09-03	ROG	Roche	D	-2.85	1.40	NUE	Nucor	A	2.39	1.40
2007-09-03	MDT	Medtronic	C	-1.84	0.80	WAT	Waters	A	2.26	0.80
2007-09-03	MMC	Marsh & McLennan Cos	C	-1.87	0.30	JNS	Janus Capital	A	2.31	0.30
2007-09-03	MOT	Motorola Solutions	D	-2.89	0.30	JNPR	Juniper Networks	A	2.45	0.30
2007-09-03	PFE	Pfizer	D	-2.85	0.70	BOL	Bausch & Lomb	A	2.26	0.70
2007-09-03	HSBA	Hsbc	C	-1.84	0.40	LMT	Lockheed Martin	A	2.36	0.40
2007-09-03	HSB	Hillshire Brands	C	-1.85	0.10	TSN	Tyson Foods	A	2.27	0.10
2007-09-03	UST	UST Inc	D	-2.86	0.10	VFC	Vf	A	2.25	0.10
2007-09-03	WMT	Wal-mart Stores	D	-2.86	0.60	APOL	Apollo Educat Grp	A	2.29	0.60
2007-09-03	AZN	Astrazeneca Adr	D	-2.88	0.30	BAX	Baxter International	A	2.25	0.30
2007-09-03	XLNX	Xilinx	C	-1.86	0.30	WFR	SunEdison	A	2.38	0.30
2007-09-03	BSX	Boston Scientific	D	-2.87	0.20	BIIB	Biogen	A	2.25	0.20
2007-09-03	NCC	National City Corp	D	-2.88	0.30	BEN	Franklin Resources	A	2.27	0.30
2007-09-03	AZN	Astrazeneca	D	-2.89	0.10	NOV	National Oilwell Varco	A	2.36	0.10
2007-09-03	HSBC	Hsbc Adr	C	-1.84	0.10	NTRS	Northern Trust	A	2.26	0.10
2007-09-03	S	Sprint Nextel	C	-1.86	1.40	EQ	Embarq	A	2.26	1.40
2007-09-03	QWST	Qwest Communications	C	-1.86	0.40	VZ	Verizon Communications	A	2.25	0.40
2007-09-03	MRO	Marathon Oil	C	-1.86	0.80	WMB	Williams Companies	A	3.00	0.80
2007-09-03	UNH	Unitedhealth	C	-1.85	0.70	STJ	St Jude Medical Inc	A	2.23	0.70
2007-09-03	KSS	Kohl's	D	-2.87	0.10	DJ	Dow Jones & Co	A	2.29	0.10
2007-09-03	CAH	Cardinal Health	C	-1.85	0.20	TIF	Tiffany	A	2.29	0.20
2007-09-03	VIAB	Viacom	C	-1.85	0.20	SVU	Supervalu	A	2.27	0.20
2007-09-03	JPM	Jpmorgan Chase	C	-1.86	0.90	UNM	Unum	A	2.25	0.90
2007-09-03	MCK	Mckesson	C	-1.85	0.20	JWN	Nordstrom	A	2.25	0.20
2007-09-03	WYE	Wyeth	C	-1.87	0.10	HCR	Manor Care	A	2.23	0.10
2007-09-03	TWX	Time Warner	C	-1.86	0.70	EBAY	Ebay	A	2.25	0.70
2007-09-03	USB	Us Bancorp	D	-2.85	0.40	PFJ	Principal Financial	A	2.25	0.40
2007-09-03	WB	Wachovia	D	-2.86	0.70	CBSS	Compass Bancshares	A	2.25	0.70
2007-09-03	HIG	The Hartford Financial Services	C	-1.86	0.30	TROW	T Rowe Price	A	2.24	0.30
2007-09-03	ADP	Automatic Data Processing	C	-1.85	0.20	PCP	Precision Castparts	A	2.40	0.20
2007-09-03	NVS	Novartis Adr	D	-2.85	0.00	CVH	Coventry Health Care	A	2.21	0.00
2007-09-03	MDLZ	Mondelez International	D	-2.85	0.50	HAR	Harman Ind Inc	A	2.25	0.50
2007-10-01	ADI	Analog Devices	C	-1.85	0.40	AAPL	Apple	A	2.74	0.40
2007-10-01	FE	Firstenergy	C	-1.85	0.10	AYE	Allegheny Energy	A	2.33	0.10
2007-10-01	RAI	Reynolds American	C	-1.84	0.60	GT	Goodyear Tire & Rubber	A	2.51	0.60
2007-10-01	AIG	American International	D	-2.84	1.00	L	Loews	A	2.44	1.00
2007-10-01	AMGN	Amgen	D	-2.88	1.40	CELG	Celgene	A	2.89	1.40
2007-10-01	7751	Canon	C	-1.86	0.10	NUE	Nucor	A	2.43	0.10
2007-10-01	SIE	Siemens	C	-1.85	0.30	NOV	National Oilwell Varco	A	2.41	0.30
2007-10-01	ANTM	Anthem	C	-1.85	0.60	GILD	Gilead Sciences	A	2.45	0.60
2007-10-01	AVP	Avon Products	C	-1.85	0.30	MON	Monsanto	A	2.50	0.30
2007-10-01	BBY	Best Buy	D	-2.87	1.00	AMZN	Amazon.com	A	2.52	1.00
2007-10-01	LLOY	Lloyds Banking	D	-2.85	0.20	TEX	Terex	A	2.39	0.20
2007-10-01	CAG	Conagra Brands	C	-1.84	0.50	LUK	Leucadia National	A	2.32	0.50
2007-10-01	CM-CSA	Comcast	D	-2.87	0.10	HLT	Hilton Hotels Corp	A	2.33	0.10
2007-10-01	COF	Capital One Financial	D	-2.86	0.60	JNS	Janus Capital	A	2.35	0.60
2007-10-01	FDX	Fedex	D	-2.85	0.40	PCP	Precision Castparts	A	2.46	0.40
2007-10-01	GIS	General Mills	C	-1.84	0.10	JCI	Johnson Controls	A	2.29	0.10
2007-10-01	MTLQQ	Motors Liquidation Co	C	-1.84	0.20	VFC	Vf	A	2.26	0.20
2007-10-01	HOG	Harley-davidson	D	-2.90	0.30	NKE	Nike	A	2.26	0.30

Date	Ticker	Name	R	SM	W (%)	Ticker	Name	R	SM	W (%)
2007-10-01	LLY	Eli Lilly	C	-1.84	1.20	TMO	Thermo Fisher Scientific	A	2.40	1.20
2007-10-01	LOW	Lowe's Companies	D	-2.86	2.10	TIF	Tiffany	A	2.30	2.10
2007-10-01	LB	L Brands	D	-2.87	0.60	APOL	Apollo Educat Grp	A	2.30	0.60
2007-10-01	ROG	Roche	D	-2.85	1.50	EMC	EMC Corp	A	2.36	1.50
2007-10-01	MMC	Marsh & McLennan Cos	D	-2.87	0.30	PFJ	Principal Financial	A	2.29	0.30
2007-10-01	PFE	Pfizer	D	-2.85	0.70	ESRX	Express Scripts Holding	A	2.31	0.70
2007-10-01	HSBA	Hsbc	C	-1.84	0.30	BMC	BMC Software	A	2.36	0.30
2007-10-01	HSB	Hillshire Brands	D	-2.85	0.10	WWY	Wrigley	A	2.26	0.10
2007-10-01	UST	UST Inc	D	-2.86	0.10	CL	Colgate-palmolive	A	2.25	0.10
2007-10-01	WMT	Wal-mart Stores	D	-2.86	0.60	DJ	Dow Jones & Co	A	2.29	0.60
2007-10-01	AZN	Astrazeneca Adr	D	-2.87	0.20	SYK	Stryker	A	2.29	0.20
2007-10-01	XLNX	Xilinx	C	-1.85	0.30	JNPR	Juniper Networks	A	2.50	0.30
2007-10-01	BSX	Boston Scientific	D	-2.86	0.20	WAT	Waters	A	2.28	0.20
2007-10-01	NCC	National City Corp	D	-2.89	0.30	NTRS	Northern Trust	A	2.29	0.30
2007-10-01	AZN	Astrazeneca	D	-2.88	0.10	FCX	Freeport-mcmoran	A	2.35	0.10
2007-10-01	S	Sprint Nextel	C	-1.86	1.40	VZ	Verizon Communications	A	2.27	1.40
2007-10-01	7267	Honda Motor	D	-2.87	0.20	SII	Smith International	A	2.33	0.20
2007-10-01	QWST	Qwest Communications	C	-1.85	0.40	EQ	Embarq	A	2.24	0.40
2007-10-01	MU	Micron Technology	D	-2.86	0.20	WFR	SunEdison	A	2.37	0.20
2007-10-01	MRO	Marathon Oil	C	-1.86	0.50	WMB	Williams Companies	A	3.00	0.50
2007-10-01	UNH	Unitedhealth	C	-1.86	0.80	LH	Laboratory Corp Of America	A	2.27	0.80
2007-10-01	CAH	Cardinal Health	C	-1.86	0.20	EBAY	Ebay	A	2.29	0.20
2007-10-01	VIAB	Viacom	C	-1.85	0.10	JWN	Nordstrom	A	2.24	0.10
2007-10-01	JPM	Jpmorgan Chase	D	-2.85	1.00	TROW	T Rowe Price	A	2.27	1.00
2007-10-01	MCK	Mckesson	C	-1.85	0.20	YUM	Yum Brands	A	2.24	0.20
2007-10-01	WYE	Wyeth	D	-2.87	0.10	BIIB	Biogen	A	2.26	0.10
2007-10-01	TWX	Time Warner	D	-2.86	1.10	SVU	Supervalu	A	2.23	1.10
2007-10-01	WB	Wachovia	D	-2.86	0.80	UNM	Unum	A	2.26	0.80
2007-10-01	C	Citigroup	D	-2.86	2.50	AOC	Aon plc	A	2.23	2.50
2007-10-01	HIG	The Hartford Financial Services	C	-1.85	0.30	BK	Bank Of New York Mellon	A	2.22	0.30
2007-10-01	TGT	Target	C	-1.85	1.50	AZO	Autozone	A	2.23	1.50
2007-10-01	ADP	Automatic Data Processing	C	-1.84	0.30	LMT	Lockheed Martin	A	2.40	0.30
2007-10-01	NVS	Novartis Adr	D	-2.84	0.00	BOL	Bausch & Lomb	A	2.26	0.00
2007-11-01	ABT	Abbott Laboratories	C	-1.84	1.40	CELG	Celgene	A	2.79	1.40
2007-11-01	ADI	Analog Devices	C	-1.87	0.40	AAPL	Apple	A	2.88	0.40
2007-11-01	RAI	Reynolds American	D	-2.84	0.60	MON	Monsanto	A	2.55	0.60
2007-11-01	AIG	American International	D	-2.86	0.90	L	Loews	A	2.43	0.90
2007-11-01	ALTR	Altera Corp.	C	-1.87	0.20	JNPR	Juniper Networks	A	2.47	0.20
2007-11-01	AMAT	Applied Materials	C	-1.86	0.50	EMC	EMC Corp	A	2.43	0.50
2007-11-01	7751	Canon	D	-2.87	0.10	NBL	Noble Energy	A	2.77	0.10
2007-11-01	SIE	Siemens	C	-1.86	0.30	NOV	National Oilwell Varco	A	2.39	0.30
2007-11-01	ANTM	Anthem	C	-1.85	0.60	GILD	Gilead Sciences	A	2.49	0.60
2007-11-01	7203	Toyota Motor	D	-2.87	0.70	AYE	Allegheny Energy	A	2.37	0.70
2007-11-01	BA	Boeing	C	-1.85	1.00	JEC	Jacobs Engineering	A	2.75	1.00
2007-11-01	LLOY	Lloyds Banking	D	-2.85	0.20	NVDA	Nvidia	A	2.31	0.20
2007-11-01	CAG	Conagra Brands	C	-1.86	0.40	GT	Goodyear Tire & Rubber	A	2.50	0.40
2007-11-01	CAT	Caterpillar	C	-1.86	0.70	PCP	Precision Castparts	A	2.46	0.70
2007-11-01	CM-CSA	Comcast	D	-2.89	0.10	AMZN	Amazon.com	A	2.48	0.10
2007-11-01	COF	Capital One Financial	D	-2.87	0.60	JNS	Janus Capital	A	2.39	0.60
2007-11-01	FDX	Fedex	D	-2.86	0.40	LMT	Lockheed Martin	A	2.40	0.40
2007-11-01	GIS	General Mills	C	-1.85	0.10	LUK	Leucadia National	A	2.32	0.10
2007-11-01	HOG	Harley-davidson	D	-2.89	0.30	JCI	Johnson Controls	A	2.31	0.30
2007-11-01	KLAC	Kla-tencor	C	-1.86	0.30	WFR	SunEdison	A	2.43	0.30
2007-11-01	2330	Semiconductor Manufacturing	D	-2.85	0.40	GR	Goodrich	A	2.30	0.40

Date	Ticker	Name	R	SM	W (%)	Ticker	Name	R	SM	W (%)
2007-11-01	LOW	Lowe's Companies	D	-2.88	2.00	EXPE	Expedia	A	2.41	2.00
2007-11-01	LB	L Brands	D	-2.88	0.50	APOL	Apollo Educat Grp	A	2.39	0.50
2007-11-01	LUV	Southwest Airlines	D	-2.86	0.20	DJ	Dow Jones & Co	A	2.29	0.20
2007-11-01	ROG	Roche	D	-2.86	1.40	SIAL	Sigma Aldrich	A	2.30	1.40
2007-11-01	MMC	Marsh & McLennan Cos	D	-2.87	0.30	NTRS	Northern Trust	A	2.31	0.30
2007-11-01	MXIM	Maxim Integrated Products	D	-2.87	0.50	BMC	BMC Software	A	2.38	0.50
2007-11-01	PFE	Pfizer	D	-2.86	0.60	TMO	Thermo Fisher Scientific	A	2.40	0.60
2007-11-01	PPG	Ppg Industries	C	-1.85	0.20	FCX	Freeport-mcmoran	A	2.35	0.20
2007-11-01	OMC	Omnicom	D	-2.85	0.10	TIF	Tiffany	A	2.29	0.10
2007-11-01	ROH	Rohm & Haas	C	-1.86	0.20	CNX	Consol Energy	A	2.31	0.20
2007-11-01	HSH	Hillshire Brands	D	-2.85	0.10	NKE	Nike	A	2.28	0.10
2007-11-01	TXN	Texas Instruments	C	-1.86	1.20	CIEN	Ciena	A	2.35	1.20
2007-11-01	UST	UST Inc	D	-2.86	0.10	VFC	Vf	A	2.26	0.10
2007-11-01	WM	Waste Management	C	-1.85	1.20	FLR	Fluor	A	2.34	1.20
2007-11-01	WMT	Wal-mart Stores	D	-2.86	0.60	YUM	Yum Brands	A	2.27	0.60
2007-11-01	AZN	Astrazeneca Adr	D	-2.88	0.20	ESRX	Express Scripts Holding	A	2.36	0.20
2007-11-01	XLNX	Xilinx	C	-1.87	0.30	GOOGL	Google Class A	A	2.32	0.30
2007-11-01	BSX	Boston Scientific	D	-2.87	0.20	WAT	Waters	A	2.32	0.20
2007-11-01	NCC	National City Corp	D	-2.90	0.20	PFJ	Principal Financial	A	2.30	0.20
2007-11-01	AZN	Astrazeneca	D	-2.89	0.10	CEG	Constellation Energy	A	2.30	0.10
2007-11-01	FP	Total	C	-1.86	0.60	SII	Smith International	A	2.29	0.60
2007-11-01	S	Sprint Nextel	D	-2.88	1.20	VZ	Verizon Communications	A	2.27	1.20
2007-11-01	QWST	Qwest Communications	C	-1.89	0.30	EQ	Embarq	A	2.22	0.30
2007-11-01	MU	Micron Technology	D	-2.88	0.20	VRSN	Verisign	A	2.32	0.20
2007-11-01	MRO	Marathon Oil	C	-1.85	0.50	WMB	Williams Companies	A	3.00	0.50
2007-11-01	UNH	Unitedhealth	D	-2.86	0.80	SYK	Stryker	A	2.28	0.80
2007-11-01	CAH	Cardinal Health	C	-1.85	0.20	EBAY	Ebay	A	2.25	0.20
2007-11-01	JPM	Jpmorgan Chase	D	-2.86	1.00	TROW	T Rowe Price	A	2.30	1.00
2007-11-01	WYE	Wyeth	D	-2.87	0.10	BIIB	Biogen	A	2.28	0.10
2007-11-01	TWX	Time Warner	D	-2.87	1.10	CVS	Cvs Health	A	2.25	1.10
2007-11-01	WB	Wachovia	D	-2.88	0.70	UNM	Unum	A	2.26	0.70
2007-11-01	C	Citigroup	D	-2.88	2.00	AFL	Aflac	A	2.24	2.00
2007-11-01	HIG	The Hartford Financial Services	C	-1.85	0.30	BK	Bank Of New York Mellon	A	2.23	0.30
2007-11-01	TGT	Target	C	-1.86	1.40	AZO	Autozone	A	2.24	1.40
2007-11-01	NVS	Novartis Adr	D	-2.85	0.00	BAX	Baxter International	A	2.27	0.00
2007-12-03	ADI	Analog Devices	C	-1.87	0.40	AAPL	Apple	A	2.84	0.40
2007-12-03	AIG	American International	D	-2.86	0.90	L	Loews	A	2.42	0.90
2007-12-03	ALTR	Altera Corp.	C	-1.88	0.20	WFR	SunEdison	A	2.46	0.20
2007-12-03	AMAT	Applied Materials	C	-1.87	0.50	JNPR	Juniper Networks	A	2.41	0.50
2007-12-03	7751	Canon	D	-2.87	0.10	WMB	Williams Companies	A	3.00	0.10
2007-12-03	7203	Toyota Motor	D	-2.88	0.60	NBL	Noble Energy	A	2.75	0.60
2007-12-03	BA	Boeing	C	-1.86	1.00	JEC	Jacobs Engineering	A	2.77	1.00
2007-12-03	LLOY	Lloyds Banking	D	-2.86	0.20	NOV	National Oilwell Varco	A	2.39	0.20
2007-12-03	CAG	Conagra Brands	D	-2.85	0.50	MON	Monsanto	A	2.60	0.50
2007-12-03	CAT	Caterpillar	C	-1.86	0.70	LMT	Lockheed Martin	A	2.40	0.70
2007-12-03	CM-CSA	Comcast	D	-2.88	0.10	EXPE	Expedia	A	2.42	0.10
2007-12-03	COF	Capital One Financial	D	-2.89	0.50	JNS	Janus Capital	A	2.40	0.50
2007-12-03	FDX	Fedex	D	-2.86	0.40	FLR	Fluor	A	2.33	0.40
2007-12-03	HOG	Harley-davidson	D	-2.90	0.30	GT	Goodyear Tire & Rubber	A	2.48	0.30
2007-12-03	KLAC	Kla-tencor Taiwan	C	-1.87	0.30	VRSN	Verisign	A	2.39	0.30
2007-12-03	2330	Semiconductor Manufacturing	D	-2.86	0.40	AYE	Allegheny Energy	A	2.38	0.40
2007-12-03	LOW	Lowe's Companies	D	-2.88	1.90	APOL	Apollo Educat Grp	A	2.37	1.90



Date	Ticker	Name	R	SM	W (%)	Ticker	Name	R	SM	W (%)
2007-12-03	LB	L Brands	D	-2.89	0.50	DJ	Dow Jones & Co	A	2.29	0.50
2007-12-03	LUV	Southwest Airlines	D	-2.86	0.30	TIF	Tiffany	A	2.27	0.30
2007-12-03	MMC	Marsh & McLennan Cos	D	-2.87	0.30	NTRS	Northern Trust	A	2.34	0.30
2007-12-03	MXIM	Maxim Integrated Products	D	-2.89	0.40	BMC	BMC Software	A	2.38	0.40
2007-12-03	PFE	Pfizer	D	-2.86	0.60	CELG	Celgene	A	2.74	0.60
2007-12-03	PPG	Ppg Industries	C	-1.86	0.20	CNX	Consol Energy	A	2.33	0.20
2007-12-03	OMC	Omnicom	D	-2.85	0.10	SVU	Supervalu	A	2.26	0.10
2007-12-03	ROH	Rohm & Haas	C	-1.85	0.20	SIAL	Sigma Aldrich	A	2.31	0.20
2007-12-03	TJX	Tjx Companies	C	-1.85	0.20	YUM	Yum Brands	A	2.25	0.20
2007-12-03	TXN	Texas Instruments	C	-1.87	1.20	EMC	EMC Corp	A	2.33	1.20
2007-12-03	WM	Waste Management	D	-2.86	1.20	GR	Goodrich	A	2.32	1.20
2007-12-03	AZN	Astrazeneca Adr	D	-2.88	0.20	GILD	Gilead Sciences	A	2.49	0.20
2007-12-03	XLNX	Xilinx	D	-2.88	0.20	CIEN	Ciena	A	2.32	0.20
2007-12-03	BSX	Boston Scientific	D	-2.87	0.20	TMO	Thermo Fisher Scientific	A	2.39	0.20
2007-12-03	NCC	National City Corp	D	-2.91	0.20					
2007-12-03	AZN	Astrazeneca	D	-2.89	0.10	WAT	Waters	A	2.33	0.10
2007-12-03	FP	Total	C	-1.86	0.60	CEG	Constellation Energy	A	2.32	0.60
2007-12-03	S	Sprint Nextel	D	-2.89	1.20	VZ	Verizon Communications	A	2.26	1.20
2007-12-03	7267	Honda Motor	D	-2.86	0.20	GOOGL	Google Class A	A	2.31	0.20
2007-12-03	QWST	Qwest Communications	C	-1.89	0.30	EQ	Embarq	A	2.21	0.30
2007-12-03	MU	Micron Technology	D	-2.90	0.10					
2007-12-03	CAH	Cardinal Health	D	-2.87	0.20	CVS	Cvs Health	A	2.24	0.20
2007-12-03	JPM	Jpmorgan Chase	D	-2.86	1.00	PFG	Principal Financial	A	2.29	1.00
2007-12-03	WYE	Wyeth	D	-2.86	0.10	ESRX	Express Scripts Holding	A	2.39	0.10
2007-12-03	TWX	Time Warner	D	-2.88	1.10	EBAY	Ebay	A	2.24	1.10
2007-12-03	WB	Wachovia	D	-2.88	0.70	TROW	T Rowe Price	A	2.28	0.70
2007-12-03	C	Citigroup	D	-2.90	1.80					
2007-12-03	HIG	The Hartford Financial Services	C	-1.85	0.30	UNM	Unum	A	2.25	0.30
2007-12-03	TGT	Target	C	-1.86	1.50	COST	Costco Wholesale	A	2.21	1.50
2007-12-03	UPS	United Parcel Service	C	-1.84	0.60	DHR	Danaher	A	2.29	0.60
2008-01-01	ADI	Analog Devices	D	-2.87	0.40	AAPL	Apple	A	2.93	0.40
2008-01-01	AIG	American International	D	-2.86	1.10	L	Loews	A	2.45	1.10
2008-01-01	ALTR	Altera Corp.	D	-2.87	0.20	WFR	SunEdison	A	2.54	0.20
2008-01-01	AMAT	Applied Materials	C	-1.87	0.50	JNPR	Juniper Networks	A	2.45	0.50
2008-01-01	AMGN	Amgen	D	-2.87	0.70	GILD	Gilead Sciences	A	2.49	0.70
2008-01-01	7751	Canon	D	-2.88	0.10	NBL	Noble Energy	A	2.81	0.10
2008-01-01	7203	Toyota Motor	D	-2.88	0.60	NOV	National Oilwell Varco	A	2.41	0.60
2008-01-01	BA	Boeing	C	-1.86	0.40	JEC	Jacobs Engineering	A	2.85	0.40
2008-01-01	BAC	Bank Of America	D	-2.87	2.00	JNS	Janus Capital	A	2.39	2.00
2008-01-01	LLOY	Lloyds Banking	D	-2.86	0.20	AYE	Allegheny Energy	A	2.40	0.20
2008-01-01	CAG	Conagra Brands	D	-2.85	0.40	MON	Monsanto	A	2.65	0.40
2008-01-01	CAT	Caterpillar	C	-1.84	0.70	LMT	Lockheed Martin	A	2.38	0.70
2008-01-01	CCL	Carnival	D	-2.86	0.80	GME	Gamestop Corp New	A	2.56	0.80
2008-01-01	CM-CSA	Comcast	D	-2.90	0.40	EXPE	Expedia	A	2.40	0.40
2008-01-01	COF	Capital One Financial	D	-2.90	0.50					
2008-01-01	DOW	Dow Chemical	C	-1.86	0.60	CNX	Consol Energy	A	2.41	0.60
2008-01-01	FDX	Fedex	D	-2.87	0.40	FLR	Fluor	A	2.33	0.40
2008-01-01	GE	General Electric	C	-1.85	2.70	GR	Goodrich	A	2.31	2.70
2008-01-01	HOG	Harley-davidson	D	-2.90	0.30	GT	Goodyear Tire & Rubber	A	2.48	0.30
2008-01-01	IP	International Paper	D	-2.87	0.30	SIAL	Sigma Aldrich	A	2.33	0.30
2008-01-01	ITW	Illinois Tool Works	C	-1.85	0.60	DHR	Danaher	A	2.30	0.60
2008-01-01	KLAC	Kla-tencor	D	-2.87	0.30	BMC	BMC Software	A	2.41	0.30
2008-01-01	2330	Semiconductor Manufacturing	D	-2.86	0.70	RRC	Range Resources	A	2.34	0.70

Date	Ticker	Name	R	SM	W (%)	Ticker	Name	R	SM	W (%)
2008-01-01	LOW	Lowe's Companies	D	-2.89	2.00	APOL	Apollo Educat Grp	A	2.35	2.00
2008-01-01	LB	L Brands	D	-2.89	0.50	YUM	Yum Brands	A	2.26	0.50
2008-01-01	LUV	Southwest Airlines	D	-2.88	0.20	CVS	Cvs Health	A	2.24	0.20
2008-01-01	ROG	Roche	D	-2.85	1.50	SII	Smith International	A	2.34	1.50
2008-01-01	MDT	Medtronic	D	-2.86	0.90	ESRX	Express Scripts Holding	A	2.41	0.90
2008-01-01	MMC	Marsh & McLennan Cos	D	-2.87	0.00	NTRS	Northern Trust	A	2.33	0.00
2008-01-01	MOT	Motorola Solutions	D	-2.86	0.30	VRSN	Verisign	A	2.37	0.30
2008-01-01	MXIM	Maxim Integrated Products	D	-2.87	0.50	EMC	EMC Corp	A	2.32	0.50
2008-01-01	F	Ford Motor	D	-2.87	0.10	LUK	Leucadia National	A	2.31	0.10
2008-01-01	PFE	Pfizer	D	-2.86	0.60	TMO	Thermo Fisher Scientific	A	2.40	0.60
2008-01-01	PPG	Ppg Industries	C	-1.86	0.20	FCX	Freeport-mcmoran	A	2.32	0.20
2008-01-01	HSBA	Hsbc	D	-2.85	0.30	CEG	Constellation Energy	A	2.33	0.30
2008-01-01	T	At&t	C	-1.84	3.30	VZ	Verizon Communications	A	2.26	3.30
2008-01-01	SYX	Sysco	D	-2.85	0.10	EBAY	Ebay	A	2.24	0.10
2008-01-01	TJX	Tjx Companies	C	-1.85	0.10	SVU	Supervalu	A	2.24	0.10
2008-01-01	TXN	Texas Instruments	C	-1.86	1.20	GOOGL	Google Class A	A	2.31	1.20
2008-01-01	WFC	Wells Fargo	D	-2.87	0.20	PFJ	Principal Financial	A	2.31	0.20
2008-01-01	WM	Waste Management	D	-2.86	0.50	TT	Trane	A	2.29	0.50
2008-01-01	AZN	Astrazeneca Adr	D	-2.89	0.20	WAT	Waters	A	2.33	0.20
2008-01-01	XLNX	Xilinx	D	-2.88	0.20	NVDA	Nvidia	A	2.30	0.20
2008-01-01	BSX	Boston Scientific	D	-2.88	0.20	SYK	Stryker	A	2.30	0.20
2008-01-01	AZN	Astrazeneca	D	-2.90	0.30	WFT	Weatherford International	A	2.28	0.30
2008-01-01	FP	Total	C	-1.85	0.50	APC	Anadarko Petroleum	A	2.28	0.50
2008-01-01	S	Sprint Nextel	D	-2.91	1.30	PX	Praxair	A	2.28	0.20
2008-01-01	7267	Honda Motor	D	-2.86	0.20	WMB	Williams Companies	A	3.00	0.70
2008-01-01	QWST	Qwest Communications	D	-2.89	0.70	MU	Micron Technology	D	-2.91	0.10
2008-01-01	CAH	Cardinal Health	D	-2.87	0.20	CAH	Cardinal Health	D	-2.87	0.20
2008-01-01	JPM	Jpmorgan Chase	D	-2.86	1.00	JPM	Jpmorgan Chase	D	-2.86	1.00
2008-01-01	BMJ	Bristol-myers Squibb	C	-1.86	1.00	BMJ	Bristol-myers Squibb	C	-1.86	1.00
2008-01-01	TWX	Time Warner	D	-2.88	1.10	IGT	Game Technology PLC	A	2.21	1.10
2008-01-01	WB	Wachovia	D	-2.89	0.60	BK	Bank Of New York Mellon	A	2.24	0.60
2008-01-01	C	Citigroup	D	-2.91	2.00	AMZN	Amazon.com	A	2.20	1.30
2008-01-01	TGT	Target	D	-2.88	1.30	HON	Honeywell International	A	2.28	0.60
2008-01-01	UPS	United Parcel Service	C	-1.85	0.60	NKE	Nike	A	2.28	0.00
2008-01-01	8411	Mizuho Financial	D	-2.90	0.00	WFR	SunEdison	A	2.46	0.40
2008-02-01	ADI	Analog Devices	D	-2.88	0.40	BTU	Peabody Energy Corp	A	2.25	0.20
2008-02-01	8058	Mitsubishi	C	-1.88	0.20	L	Loews	A	2.42	1.10
2008-02-01	AIG	American International	D	-2.87	1.10	BMC	BMC Software	A	2.39	0.20
2008-02-01	ALTR	Altera Corp.	D	-2.87	0.20	VRSN	Verisign	A	2.35	0.50
2008-02-01	AMAT	Applied Materials	D	-2.86	0.50	GILD	Gilead Sciences	A	2.49	0.70
2008-02-01	AMGN	Amgen	D	-2.86	0.70	KO	Coca-cola	A	2.25	0.10
2008-02-01	7751	Canon	D	-2.90	0.10	ADM	Archer Daniels Midland	A	2.24	0.60
2008-02-01	7203	Toyota Motor	D	-2.88	0.60	MON	Monsanto	A	2.67	0.40
2008-02-01	AVP	Avon Products	C	-1.86	0.40	LMT	Lockheed Martin	A	2.39	0.40
2008-02-01	BA	Boeing	D	-2.87	0.40	NTRS	Northern Trust	A	2.32	2.30
2008-02-01	BAC	Bank Of America	D	-2.86	2.30	AFL	Aflac	A	2.23	0.20
2008-02-01	LLOY	Lloyds Banking	D	-2.87	0.20	NKE	Nike	A	2.27	0.40
2008-02-01	CAG	Conagra Brands	D	-2.86	0.40	TT	Trane	A	2.28	0.70
2008-02-01	CAT	Caterpillar	C	-1.84	0.70	APOL	Apollo Educat Grp	A	2.40	0.90
2008-02-01	CCL	Carnival	D	-2.85	0.90	COST	Costco Wholesale	A	2.21	0.40
2008-02-01	CM-CSA	Comcast	D	-2.90	0.40	PFJ	Principal Financial	A	2.28	0.60
2008-02-01	COF	Capital One Financial	D	-2.88	0.60					

Date	Ticker	Name	R	SM	W (%)	Ticker	Name	R	SM	W (%)
2008-02-01	CMI	Cummins	C	-1.89	0.20	GR	Goodrich	A	2.28	0.20
2008-02-01	DOW	Dow Chemical	D	-2.86	0.60	CNX	Consol Energy	A	2.44	0.60
2008-02-01	FDX	Fedex	D	-2.87	0.40	HON	Honeywell International	A	2.28	0.40
2008-02-01	GE	General Electric	C	-1.86	2.80	LLL	L-3 Communications	A	2.27	2.80
2008-02-01	MTLQQ	Motors Liquidation Co	D	-2.89	0.30	JCI	Johnson Controls	A	2.26	0.30
2008-02-01	HAL	Halliburton	C	-1.86	0.50	NBL	Noble Energy	A	2.75	0.50
2008-02-01	HOG	Harley-davidson	D	-2.91	0.30					
2008-02-01	IP	International Paper	D	-2.87	0.40	SIAL	Sigma Aldrich	A	2.30	0.40
2008-02-01	ITW	Illinois Tool Works	C	-1.86	0.60	DHR	Danaher	A	2.26	0.60
2008-02-01	KLAC	Kla-tencor Taiwan	D	-2.88	0.30	EMC	EMC Corp	A	2.28	0.30
2008-02-01	2330	Semiconductor Manufacturing	D	-2.86	0.70	EOG	Eog Resources	A	2.23	0.70
2008-02-01	LLTC	Linear Technology	D	-2.88	0.30	ADSK	Autodesk	A	2.23	0.30
2008-02-01	LLY	Eli Lilly	D	-2.86	0.90	ESRX	Express Scripts Holding	A	2.37	0.90
2008-02-01	LOW	Lowe's Companies	D	-2.88	2.40	SVU	Supervalu	A	2.19	2.40
2008-02-01	NOK	Nokia Adr	C	-1.85	0.60	DELL	Dell	A	2.16	0.60
2008-02-01	LB	L Brands	D	-2.89	0.50	GPS	Gap	A	2.18	0.50
2008-02-01	LUV	Southwest Airlines	D	-2.88	0.20	GME	Gamestop Corp New	A	2.17	0.20
2008-02-01	ROG	Roche	D	-2.85	1.60	AEP	American Electric Power	A	2.23	1.60
2008-02-01	MDT	Medtronic	D	-2.86	0.90	BAX	Baxter International	A	2.28	0.90
2008-02-01	MOT	Motorola Solutions	D	-2.89	0.30	SYMC	Symantec	B	1.21	0.30
2008-02-01	MSFT	Microsoft	C	-1.86	3.00	CA	Ca	B	1.21	3.00
2008-02-01	MXIM	Maxim Integrated Products	D	-2.92	0.40					
2008-02-01	F	Ford Motor	D	-2.87	0.10	CL	Colgate-palmolive	A	2.26	0.10
2008-02-01	PFE	Pfizer	D	-2.86	0.70	SYK	Stryker	A	2.28	0.70
2008-02-01	PPG	Ppg Industries	D	-2.86	0.20	PX	Praxair	A	2.27	0.20
2008-02-01	HSBA	Hsbc	D	-2.87	0.30	AIZ	Assurant	A	2.22	0.30
2008-02-01	T	At&t	C	-1.85	3.20	AYE	Allegheny Energy	A	2.35	3.20
2008-02-01	SLB	Schlumberger	C	-1.88	2.20	RRC	Range Resources	A	2.35	2.20
2008-02-01	SYZ	Sysco	D	-2.86	0.10	SWY	Safeway Inc	A	2.16	0.10
2008-02-01	TXN	Texas Instruments	C	-1.87	1.20	QCOM	Qualcomm	B	1.19	1.20
2008-02-01	UTX	United Technologies	C	-1.85	1.20	EMR	Emerson Electric	A	2.23	1.20
2008-02-01	WM	Waste Management	D	-2.86	0.50	TXT	Textron	A	2.22	0.50
2008-02-01	AZN	Astrazeneca Adr	D	-2.90	0.20	HUM	Humana	A	2.26	0.20
2008-02-01	XLNX	Xilinx	D	-2.87	0.30	CEG	Constellation Energy	A	2.31	0.30
2008-02-01	BSX	Boston Scientific	D	-2.87	0.20	WAT	Waters	A	2.26	0.20
2008-02-01	AZN	Astrazeneca	D	-2.90	0.30					
2008-02-01	HSBC	Hsbc Adr	D	-2.87	0.10	STT	State Street	A	2.25	0.10
2008-02-01	S	Sprint Nextel	D	-2.93	1.10					
2008-02-01	7267	Honda Motor	D	-2.87	0.20	AOC	Aon plc	A	2.22	0.20
2008-02-01	QWST	Qwest Communications	D	-2.91	0.60					
2008-02-01	MU	Micron Technology	D	-2.91	0.10					
2008-02-01	CAH	Cardinal Health	D	-2.87	0.20	SPLS	Staples	B	1.20	0.20
2008-02-01	BMJ	Bristol-myers Squibb	D	-2.88	0.90	HSP	Hospira	A	2.22	0.90
2008-02-01	TWX	Time Warner	D	-2.88	1.10	AZO	Autozone	B	1.20	1.10
2008-02-01	WB	Wachovia	D	-2.89	0.70	FII	Federated Investors	A	2.24	0.70
2008-02-01	C	Citigroup	D	-2.91	2.10					
2008-02-01	HIG	The Hartford Financial Services	D	-2.86	0.20	BK	Bank Of New York Mellon	A	2.24	0.20
2008-02-01	XOM	Exxon Mobil	C	-1.85	0.70	WFT	Weatherford International	A	2.26	0.70
2008-02-01	TGT	Target	D	-2.86	1.60	ABC	Amerisourcebergen	B	1.18	1.60
2008-02-01	ADP	Automatic Data Processing	D	-2.87	0.40	CSX	Csx	A	2.21	0.40
2008-02-01	HPQ	Hp	C	-1.86	1.40	STR	Questar Corp	A	2.26	1.40
2008-02-01	8411	Mizuho Financial	D	-2.91	0.00					
2008-02-01	RDS.B	Royal Dutch Shell Adr	C	-1.87	0.30	APC	Anadarko Petroleum	A	2.26	0.30
2008-02-01	RDS.A	Royal Dutch Shell Adr	C	-1.86	1.90	SII	Smith International	A	2.26	1.90



Date	Ticker	Name	R	SM	W (%)	Ticker	Name	R	SM	W (%)
2008-02-01	GOOGL	Alphabet	C	-1.88	0.70	APA	Apache	A	2.26	0.70
2008-03-03	ADI	Analog Devices	D	-2.89	0.30	WFR	SunEdison	A	2.48	0.30
2008-03-03	8058	Mitsubishi	C	-1.86	0.20	WFT	Weatherford International	A	2.29	0.20
2008-03-03	RAI	Reynolds American	C	-1.85	0.70	MON	Monsanto	A	2.70	0.70
2008-03-03	AIG	American International	D	-2.89	1.00	L	Loews	A	2.37	1.00
2008-03-03	ALTR	Altera Corp.	D	-2.89	0.20	BMC	BMC Software	A	2.37	0.20
2008-03-03	AMGN	Amgen	D	-2.87	0.70	GILD	Gilead Sciences	A	2.52	0.70
2008-03-03	7751	Canon	D	-2.90	0.10	STR	Questar Corp	A	2.28	0.10
2008-03-03	AON	Aon	C	-1.86	0.10	PFJ	Principal Financial	A	2.25	0.10
2008-03-03	7203	Toyota Motor	D	-2.89	0.70	APC	Anadarko Petroleum	A	2.28	0.70
2008-03-03	AVP	Avon Products	C	-1.85	0.40	CL	Colgate-palmolive	A	2.26	0.40
2008-03-03	BA	Boeing	D	-2.87	0.50	TT	Trane	A	2.28	0.50
2008-03-03	BAC	Bank Of America	D	-2.88	2.10	AFL	Aflac	A	2.24	2.10
2008-03-03	LLOY	Lloyds Banking	D	-2.87	0.20	BTU	Peabody Energy Corp	A	2.25	0.20
2008-03-03	CAG	Conagra Brands	D	-2.86	0.50	NKE	Nike	A	2.26	0.50
2008-03-03	CAT	Caterpillar	C	-1.84	0.80	HON	Honeywell International	A	2.27	0.80
2008-03-03	CCL	Carnival	D	-2.87	0.80	APOL	Apollo Educat Grp International	A	2.28	0.80
2008-03-03	CM-CSA	Comcast	D	-2.89	0.40	IGT	Game Technology PLC	A	2.21	0.40
2008-03-03	COF	Capital One Financial	D	-2.91	0.50					
2008-03-03	CMI	Cummins	C	-1.88	0.20	GR	Goodrich	A	2.27	0.20
2008-03-03	D	Dominion Resources	C	-1.86	0.90	AYE	Allegheny Energy	A	2.32	0.90
2008-03-03	DOW	Dow Chemical	D	-2.87	0.60	CNX	Consol Energy	A	2.44	0.60
2008-03-03	FDX	Fedex	D	-2.87	0.40	LLL	L-3 Communications	A	2.27	0.40
2008-03-03	NEE	Nextera Energy	C	-1.86	0.30	CEG	Constellation Energy	A	2.29	0.30
2008-03-03	GD	General Dynamics	C	-1.86	0.90	DHR	Danaher	A	2.25	0.90
2008-03-03	GE	General Electric	D	-2.87	2.70	R	Ryder System	A	2.25	2.70
2008-03-03	GIS	General Mills	D	-2.84	0.20	KO	Coca-cola	A	2.25	0.20
2008-03-03	MTLQQ	Motors Liquidation Co	D	-2.91	0.30					
2008-03-03	HAL	Halliburton	C	-1.85	0.60	NBL	Noble Energy	A	2.83	0.60
2008-03-03	HOG	Harley-davidson	D	-2.92	0.30					
2008-03-03	IP	International Paper	D	-2.87	0.40	SIAL	Sigma Aldrich	A	2.34	0.40
2008-03-03	ITW	Illinois Tool Works	D	-2.86	0.60	QLGC	QLogic Corp	A	2.22	0.60
2008-03-03	JNJ	Johnson & Johnson	C	-1.85	0.10	ESRX	Express Scripts Holding	A	2.35	0.10
2008-03-03	KLAC	Kla-tencor	D	-2.89	0.30	VRSN	Verisign	A	2.34	0.30
2008-03-03	LLTC	Linear Technology	D	-2.88	0.30	EMC	EMC Corp	A	2.27	0.30
2008-03-03	LLY	Eli Lilly	D	-2.86	1.00	BAX	Baxter International	A	2.27	1.00
2008-03-03	LOW	Lowe's Companies	D	-2.88	2.40	GPS	Gap	A	2.19	2.40
2008-03-03	NOK	Nokia Adr	C	-1.86	0.60	QCOM	Qualcomm	A	2.17	0.60
2008-03-03	LB	L Brands	D	-2.91	0.50					
2008-03-03	LUV	Southwest Airlines	D	-2.88	0.30	ANF	Abercrombie & Fitch	A	2.18	0.30
2008-03-03	MCD	Mcdonald's	C	-1.86	0.40	SSP	E.w. Scripps	A	2.18	0.40
2008-03-03	MDT	Medtronic	D	-2.86	1.00	SYK	Stryker	A	2.27	1.00
2008-03-03	MOT	Motorola Solutions	D	-2.92	0.20					
2008-03-03	MRK	Merck & Co	C	-1.88	0.30	WAT	Waters	A	2.25	0.30
2008-03-03	MSFT	Microsoft	C	-1.88	2.80	ADSK	Autodesk	A	2.17	2.80
2008-03-03	MXIM	Maxim Integrated Products	D	-2.91	0.40					
2008-03-03	F	Ford Motor	D	-2.88	0.10	JCI	Johnson Controls	A	2.24	0.10
2008-03-03	PFE	Pfizer	D	-2.87	0.70	HUM	Humana	A	2.22	0.70
2008-03-03	PG	Procter & Gamble	C	-1.85	0.40	ADM	Archer Daniels Midland	A	2.24	0.40
2008-03-03	PPG	Ppg Industries	D	-2.87	0.20	PX	Praxair	A	2.26	0.20
2008-03-03	HSBA	Hsbc	D	-2.86	0.30	XTO	XTO Energy Inc	A	2.25	0.30
2008-03-03	T	At&t	C	-1.86	3.10	SII	Smith International	A	2.29	3.10
2008-03-03	SLB	Schlumberger	C	-1.87	2.60	RRC	Range Resources	A	2.42	2.60
2008-03-03	HSB	Hillshire Brands	D	-2.87	0.10	MKC	Mccormick	A	2.17	0.10

Date	Ticker	Name	R	SM	W (%)	Ticker	Name	R	SM	W (%)
2008-03-03	SYX	Sysco	D	-2.87	0.10	SWY	Safeway Inc	A	2.15	0.10
2008-03-03	TXN	Texas Instruments	D	-2.87	1.20	YHOO	Yahoo	B	1.24	1.20
2008-03-03	UTX	United Technologies	C	-1.86	1.20	TXT	Textron	A	2.21	1.20
2008-03-03	WFC	Wells Fargo	D	-2.86	0.30	STT	State Street	A	2.23	0.30
2008-03-03	WM	Waste Management	D	-2.86	0.60	CSX	Csx	A	2.20	0.60
2008-03-03	WY	Weyerhaeuser	D	-2.88	0.20	FII	Federated Investors	A	2.22	0.20
2008-03-03	AZN	Astrazeneca Adr	D	-2.91	0.20					
2008-03-03	XLNX	Xilinx	D	-2.88	0.30	TER	Teradyne	B	1.22	0.30
2008-03-03	BSX	Boston Scientific	D	-2.87	0.20	VAR	Varian Medical Systems	A	2.21	0.20
2008-03-03	AZN	Astrazeneca	D	-2.91	0.30					
2008-03-03	HSBC	Hsbc Adr	D	-2.87	0.10	BK	Bank Of New York Mellon	A	2.22	0.10
2008-03-03	S	Sprint Nextel	D	-2.95	0.80					
2008-03-03	7267	Honda Motor	D	-2.88	0.20	ESV	Ensco	A	2.25	0.20
2008-03-03	CSCO	Cisco Systems	D	-2.88	1.30	JDSU	JDS Uniphase Corporation	B	1.22	1.30
2008-03-03	QWST	Qwest Communications	D	-2.91	0.60					
2008-03-03	MWV	MeadWestvaco	D	-2.88	0.20	BNI	Burlington Northern	A	2.19	0.20
2008-03-03	MU	Micron Technology	D	-2.91	0.10					
2008-03-03	CAH	Cardinal Health	D	-2.87	0.30	GME	Gamestop Corp New	A	2.14	0.30
2008-03-03	BMJ	Bristol-myers Squibb	D	-2.88	0.90	BCR	C R Bard	A	2.21	0.90
2008-03-03	WYE	Wyeth	D	-2.85	0.10	GENZ	Genzyme General	A	2.19	0.10
2008-03-03	TWX	Time Warner	D	-2.89	1.10	NYT	New York Times	B	1.21	1.10
2008-03-03	AET	Aetna	C	-1.86	0.90	STJ	St Jude Medical Inc	A	2.19	0.90
2008-03-03	WB	Wachovia	D	-2.91	0.50					
2008-03-03	C	Citigroup	D	-2.93	1.70					
2008-03-03	HIG	The Hartford Financial Services	D	-2.88	0.20	AIZ	Assurant	A	2.21	0.20
2008-03-03	TGT	Target	D	-2.87	1.50	ABC	Amerisourcebergen	B	1.16	1.50
2008-03-03	ADP	Automatic Data Processing	D	-2.86	0.40	JEC	Jacobs Engineering	A	2.19	0.40
2008-03-03	SAN	Banco Santander	D	-2.87	0.80	AA	Alcoa	A	2.23	0.80
2008-03-03	HPQ	Hp	C	-1.85	1.50	ACS	Affiliated Computer	B	1.21	1.50
2008-03-03	8411	Mizuho Financial	D	-2.92	0.00					
2008-03-03	RDS.B	Royal Dutch Shell Adr	C	-1.87	0.30	EOG	Eog Resources	A	2.31	0.30
2008-03-03	RDS.A	Royal Dutch Shell Adr	C	-1.87	2.00	APA	Apache	A	2.30	2.00
2008-03-03	MDLZ	Mondelez International	D	-2.85	0.50	BUD	Anheuser-Busch	A	2.16	0.50
2008-03-03	GOOGL	Alphabet	C	-1.90	0.60	NOVL	Novell	B	1.20	0.60
2008-04-01	ADI	Analog Devices	D	-2.87	0.40	WFR	SunEdison	A	2.46	0.40
2008-04-01	8058	Mitsubishi	C	-1.87	0.00	DVN	Devon Energy	A	2.22	0.00
2008-04-01	RAI	Reynolds American	D	-2.86	0.50	DHI	D.r. Horton	A	2.28	0.50
2008-04-01	AIG	American International	D	-2.89	1.10	AFL	Aflac	A	2.26	1.10
2008-04-01	ALTR	Altera Corp.	D	-2.88	0.10	EMC	EMC Corp	A	2.26	0.10
2008-04-01	AMD	Advanced Micro Devices	D	-2.93	0.00					
2008-04-01	AMGN	Amgen	D	-2.88	0.60	GILD	Gilead Sciences	A	2.57	0.60
2008-04-01	7751	Canon	D	-2.89	0.30	CHK	Chesapeake Energy	A	2.22	0.30
2008-04-01	APD	Air Products & Chemicals	C	-1.85	0.40	CNX	Consol Energy	A	2.40	0.40
2008-04-01	SIE	Siemens	D	-2.89	0.30	USB	Us Bancorp	A	2.20	0.30
2008-04-01	ANTM	Anthem	D	-2.91	0.40					
2008-04-01	7203	Toyota Motor	D	-2.90	0.80	EMN	Eastman Chemical	A	2.18	0.80
2008-04-01	AVP	Avon Products	C	-1.84	0.50	CL	Colgate-palmolive	A	2.27	0.50
2008-04-01	BA	Boeing	D	-2.88	0.10	TT	Trane	A	2.29	0.10
2008-04-01	BAC	Bank Of America	D	-2.87	2.50	STT	State Street	A	2.25	2.50
2008-04-01	BBY	Best Buy	D	-2.86	0.80	APOL	Apollo Educat Grp	A	2.22	0.80
2008-04-01	CAG	Conagra Brands	D	-2.84	0.50	KO	Coca-cola	A	2.26	0.50
2008-04-01	CCL	Carnival	D	-2.86	0.80	GPS	Gap	A	2.19	0.80

Date	Ticker	Name	R	SM	W (%)	Ticker	Name	R	SM	W (%)
2008-04-01	CM-CSA	Comcast	D	-2.89	0.50	IGT	International Game Technology PLC	A	2.18	0.50
2008-04-01	CMI	Cummins	C	-1.88	0.20	LLL	L-3 Communications	A	2.28	0.20
2008-04-01	D	Dominion Resources	D	-2.86	1.00	AYE	Allegheny Energy	A	2.32	1.00
2008-04-01	DOW	Dow Chemical	D	-2.87	0.30	SIAL	Sigma Aldrich	A	2.37	0.30
2008-04-01	FDX	Fedex	D	-2.86	0.60	R	Ryder System	A	2.27	0.60
2008-04-01	NEE	Nextera Energy	C	-1.85	0.20	STR	Questar Corp	A	2.28	0.20
2008-04-01	GD	General Dynamics Motors	C	-1.85	1.00	DHR	Danaher	A	2.27	1.00
2008-04-01	MTLQQ	Liquidation Co	D	-2.92	0.30					
2008-04-01	HOG	Harley-davidson	D	-2.91	0.30					
2008-04-01	IP	International Paper	D	-2.89	0.30	X	United States Steel	A	2.26	0.30
2008-04-01	ITW	Illinois Tool Works	D	-2.86	0.50	GR	Goodrich	A	2.26	0.50
2008-04-01	JNJ	Johnson & Johnson	C	-1.84	0.10	ESRX	Express Scripts Holding	A	2.38	0.10
2008-04-01	KLAC	Kla-tencor	D	-2.90	0.40	YHOO	Yahoo	A	2.25	0.40
2008-04-01	LLTC	Linear Technology	D	-2.86	0.40	ACS	Affiliated Computer	A	2.21	0.40
2008-04-01	LLY	Eli Lilly	D	-2.85	0.90	BAX	Baxter International	A	2.28	0.90
2008-04-01	NOK	Nokia Adr	C	-1.86	0.40	QCOM	Qualcomm	A	2.18	0.40
2008-04-01	LB	L Brands	D	-2.90	0.60	GME	Gamestop Corp New	A	2.18	0.60
2008-04-01	LUV	Southwest Airlines	D	-2.87	0.30	BIG	Big Lots	B	1.30	0.30
2008-04-01	MCD	Mcdonald's	C	-1.85	0.40	HOT	Strw Htl Res Wrlwd	B	1.24	0.40
2008-04-01	ROG	Roche	D	-2.85	2.00	LH	Laboratory Corp Of America	A	2.17	2.00
2008-04-01	MDT	Medtronic	D	-2.86	1.00	SYK	Stryker	A	2.27	1.00
2008-04-01		Minnesota Mng.& Mfg	D	-2.86	0.20	CSX	Csx	A	2.24	0.20
2008-04-01	MO	Altria	C	-1.85	1.30	SNA	Snap-on	A	2.23	1.30
2008-04-01	MOT	Motorola Solutions	D	-2.92	0.30					
2008-04-01	MRK	Merck & Co	D	-2.89	0.40	WAT	Waters	A	2.24	0.40
2008-04-01	MSFT	Microsoft	C	-1.87	3.50	TER	Teradyne	B	1.24	3.50
2008-04-01	MXIM	Maxim Integrated Products	D	-2.90	0.50					
2008-04-01	NEM	Newmont Mining	C	-1.87	0.60	AA	Alcoa	A	2.22	0.60
2008-04-01	F	Ford Motor	D	-2.89	0.10	ADM	Archer Daniels Midland	A	2.22	0.10
2008-04-01	COP	Conocophillips	C	-1.86	1.10	RRC	Range Resources	A	2.43	1.10
2008-04-01	PEG	Public Service Enterprise	C	-1.87	0.70	ETR	Entergy	A	2.19	0.70
2008-04-01	PFE	Pfizer	D	-2.87	0.60	BCR	C R Bard	A	2.21	0.60
2008-04-01	PG	Procter & Gamble	C	-1.84	0.40	NKE	Nike	A	2.20	0.40
2008-04-01		E.ON AG	C	-1.87	0.40	HUM	Humana	A	2.15	0.40
2008-04-01	ROH	Rohm & Haas	C	-1.83	0.10	NUE	Nucor	A	2.21	0.10
2008-04-01	SLB	Schlumberger	C	-1.87	2.90	APA	Apache	A	2.31	2.90
2008-04-01	HSH	Hillshire Brands	D	-2.86	0.10	EL	Estee Lauder Companies	A	2.19	0.10
2008-04-01	SYY	Sysco	D	-2.86	0.10	NYT	New York Times	B	1.22	0.10
2008-04-01	TXN	Texas Instruments	D	-2.88	1.20	MCHP	Microchip Technology	B	1.21	1.20
2008-04-01	UN	Unilever	C	-1.85	0.40	MON	Monsanto	A	2.19	0.40
2008-04-01	UNP	Union Pacific	C	-1.84	0.30	QLGC	QLogic Corp	A	2.22	0.30
2008-04-01	UTX	United Technologies	C	-1.86	1.20	TXT	Textron	A	2.22	1.20
2008-04-01	WM	Waste Management	D	-2.86	0.40	BNI	Burlington Northern	A	2.21	0.40
2008-04-01	WY	Weyerhaeuser	D	-2.87	0.20	HCBK	Hudson City Bancorp	A	2.22	0.20
2008-04-01	AZN	Astrazeneca Adr	D	-2.90	0.20	GENZ	Genzyme General	A	2.20	0.20
2008-04-01	INTC	Intel	D	-2.87	1.50	JDSU	JDS Uniphase Corporation	B	1.19	1.50
2008-04-01	AZN	Astrazeneca	D	-2.90	0.30					
2008-04-01	HSBC	Hsbc Adr	D	-2.86	0.20	FII	Federated Investors	A	2.22	0.20
2008-04-01	FP	Total	D	-2.87	0.50	THC	Tenet Healthcare	B	1.31	0.50
2008-04-01	S	Sprint Nextel	D	-2.95	0.90					
2008-04-01	7267	Honda Motor	D	-2.89	0.20	PHM	Pultegroup	B	1.30	0.20
2008-04-01	CSCO	Cisco Systems	D	-2.88	1.60	GLW	Corning	B	1.18	1.60

Date	Ticker	Name	R	SM	W (%)	Ticker	Name	R	SM	W (%)
2008-04-01	QWST	Qwest Communications	D	-2.92	0.50					
2008-04-01	MWV	MeadWestvaco	D	-2.87	0.20	CHRW	C.h.robinson Worldwide	A	2.20	0.20
2008-04-01	MU	Micron Technology	D	-2.93	0.10	EOG	Eog Resources	A	2.31	0.40
2008-04-01	MRO	Marathon Oil	D	-2.88	0.40	VAR	Varian Medical Systems	A	2.20	0.90
2008-04-01	UNH	Unitedhealth	D	-2.90	0.90	HRB	H.& R.block	B	1.21	0.40
2008-04-01	CAH	Cardinal Health	D	-2.88	0.40	HD	The Home Depot	B	1.20	0.10
2008-04-01	VIAB	Viacom	C	-1.85	0.10	STJ	St Jude Medical Inc	A	2.20	1.10
2008-04-01	BMJ	Bristol-myers Squibb	D	-2.88	1.10	JWN	Nordstrom	B	1.20	0.30
2008-04-01	MCK	Mckesson	D	-2.87	0.30	FRX	Forest Laboratories	A	2.19	0.10
2008-04-01	WYE	Wyeth	D	-2.85	0.10	SPLS	Staples	B	1.18	1.30
2008-04-01	TWX	Time Warner	D	-2.89	1.30	TMO	Thermo Fisher Scientific	A	2.19	0.70
2008-04-01	AET	Aetna	C	-1.88	0.70					
2008-04-01	WB	Wachovia	D	-2.92	1.00					
2008-04-01	C	Citigroup	D	-2.93	2.20	PSA	Public Storage	A	2.22	0.10
2008-04-01	HIG	The Hartford Financial Services	D	-2.86	0.10	WFT	Weatherford International	A	2.30	0.30
2008-04-01	XOM	Exxon Mobil	C	-1.84	0.30	ABC	Amerisourcebergen	B	1.16	1.60
2008-04-01	TGT	Target	D	-2.87	1.60	NSC	Norfolk Southern	A	2.19	0.70
2008-04-01	ADP	Automatic Data Processing	D	-2.85	0.70	MUR	Murphy Oil	A	2.30	2.40
2008-04-01	CVX	Chevron	C	-1.85	2.40	LEN	Lennar	B	1.27	0.60
2008-04-01	SAN	Banco Santander	D	-2.85	0.60	XTO	XTO Energy Inc	A	2.25	1.70
2008-04-01	HPQ	Hp	C	-1.85	1.70	AGN	Allergan	A	2.19	0.00
2008-04-01	NVS	Novartis Adr	D	-2.85	0.00	OXY	Occidental Petroleum	A	2.28	0.30
2008-04-01	RDS.B	Royal Dutch Shell Adr	D	-2.87	0.30	KBH	Kb Home Anadarko	B	1.27	0.00
2008-04-01	RDSB	Royal Dutch Shell Adr	D	-2.87	0.00	APC	Petroleum	A	2.27	1.80
2008-04-01	RDS.A	Royal Dutch Shell Adr	C	-1.87	1.80	BF.B	Brown-forman	A	2.17	0.60
2008-04-01	MDLZ	Mondelez International	D	-2.85	0.60	NBR	Nabors Industries	A	2.23	0.90
2008-04-01	GOOGL	Alphabet	C	-1.90	0.90	ESV	Ensco	A	2.26	0.90
2008-04-01	BHGE	Baker Hughes, A Ge	D	-2.88	0.90	GILD	Gilead Sciences	A	2.57	1.70
2008-05-01	ABT	Abbott Laboratories	D	-2.85	1.70	HAS	Hasbro	A	2.28	0.40
2008-05-01	RAI	Reynolds American	D	-2.87	0.40	AFL	Aflac	A	2.26	1.10
2008-05-01	AIG	American International	D	-2.89	1.10					
2008-05-01	AMD	Advanced Micro Devices	D	-2.93	0.00	ESRX	Express Scripts Holding	A	2.40	0.60
2008-05-01	AMGN	Amgen	D	-2.88	0.60	WFT	Weatherford International	A	2.33	0.30
2008-05-01	SIE	Siemens	D	-2.88	0.30	EOG	Eog Resources	A	2.32	0.80
2008-05-01	ANTM	Anthem	D	-2.91	0.50	GR	Goodrich	A	2.31	0.10
2008-05-01	7203	Toyota Motor	D	-2.89	0.80	HCBK	Hudson City Bancorp	A	2.23	2.30
2008-05-01	BA	Boeing	D	-2.87	0.10	APOL	Apollo Educat Grp	A	2.27	0.80
2008-05-01	BAC	Bank Of America	D	-2.87	2.30	THC	Tenet Healthcare	A	2.35	0.20
2008-05-01	BBY	Best Buy	D	-2.86	0.80	YUM	Yum Brands	A	2.21	0.70
2008-05-01	BDX	Becton Dickinson	C	-1.84	0.20	COST	Costco Wholesale	A	2.20	0.50
2008-05-01	CCL	Carnival	D	-2.87	0.70	TROW	T Rowe Price	A	2.23	0.60
2008-05-01	CM-CSA	Comcast	D	-2.88	0.50	STR	Questar Corp	A	2.30	0.20
2008-05-01	COF	Capital One Financial	D	-2.83	0.60					
2008-05-01	NEE	Nextera Energy Motors	C	-1.84	0.20	CNX	Consol Energy	A	2.46	0.30
2008-05-01	MTLQQ	Liquidation Co	D	-2.91	0.30	BAX	Baxter International	A	2.29	0.10
2008-05-01	HOG	Harley-davidson International	D	-2.91	0.30	WFR	SunEdison	A	2.40	0.40
2008-05-01	IP	International Paper	D	-2.89	0.30					
2008-05-01	JNJ	Johnson & Johnson	C	-1.83	0.10					
2008-05-01	KLAC	Kla-tencor	D	-2.88	0.40					

Date	Ticker	Name	R	SM	W (%)	Ticker	Name	R	SM	W (%)
2008-05-01	LLY	Eli Lilly	D	-2.86	0.80	BCR	C R Bard	A	2.20	0.80
2008-05-01	NOK	Nokia Adr	C	-1.88	0.30	MCHP	Microchip Technology	A	2.24	0.30
2008-05-01	ROG	Roche	D	-2.86	1.70	MUR	Murphy Oil	A	2.30	1.70
2008-05-01	MDT	Medtronic	D	-2.86	1.00	STJ	St Jude Medical Inc	A	2.20	1.00
2008-05-01		Minnesota Mng.& Mfg	D	-2.86	0.20	R	Ryder System	A	2.31	0.20
2008-05-01	MO	Altria	C	-1.86	1.20	DHI	D.r. Horton	A	2.26	1.20
2008-05-01	MOT	Motorola Solutions	D	-2.91	0.30					
2008-05-01	MRK	Merck & Co	D	-2.89	0.40	BIIB	Biogen	A	2.19	0.40
2008-05-01	MSFT	Microsoft	D	-2.85	3.40	YHOO	Yahoo	A	2.23	3.40
2008-05-01	MXIM	Maxim Integrated Products	D	-2.90	0.50	ACS	Affiliated Computer	A	2.22	0.50
2008-05-01	NEM	Newmont Mining	C	-1.87	0.50	SIAL	Sigma Aldrich	A	2.34	0.50
2008-05-01	COP	Conocophillips	C	-1.84	1.20	RRC	Range Resources	A	2.44	1.20
2008-05-01	PEG	Public Service Enterprise	D	-2.86	0.70	DYNIQ	Dynergy	B	1.23	0.70
2008-05-01	PFE	Pfizer	D	-2.88	0.60	TMO	Thermo Fisher Scientific	A	2.19	0.60
2008-05-01	PG	Procter & Gamble	C	-1.85	0.40	SNA	Snap-on	A	2.25	0.40
2008-05-01		E.ON AG	C	-1.86	0.50	X	United States Steel	A	2.30	0.50
2008-05-01	HSH	Hillshire Brands	D	-2.85	0.10	WWY	Wrigley	A	2.23	0.10
2008-05-01	TXN	Texas Instruments	D	-2.87	1.20	BMC	BMC Software	A	2.20	1.20
2008-05-01	UN	Unilever	C	-1.85	0.40	ADM	Archer Daniels Midland	A	2.22	0.40
2008-05-01	UTX	United Technologies	C	-1.85	1.20	TT	Trane	A	2.29	1.20
2008-05-01	WFC	Wells Fargo	D	-2.84	0.30	EQR	Equity Residential	A	2.22	0.30
2008-05-01	WY	Weyerhaeuser	D	-2.88	0.20	PSA	Public Storage	A	2.21	0.20
2008-05-01	AZN	Astrazeneca Adr	D	-2.89	0.20	HSP	Hospira	A	2.18	0.20
2008-05-01	INTC	Intel	D	-2.86	1.60	GLW	Corning	A	2.19	1.60
2008-05-01	AZN	Astrazeneca	D	-2.90	0.30					
2008-05-01	S	Sprint Nextel	D	-2.94	1.10					
2008-05-01	7267	Honda Motor	D	-2.87	0.30	OXY	Occidental Petroleum	A	2.30	0.30
2008-05-01	CSCO	Cisco Systems	D	-2.87	1.70	QCOM	Qualcomm	A	2.19	1.70
2008-05-01	QWST	Qwest Communications	D	-2.91	0.60					
2008-05-01	MWV	MeadWestvaco	D	-2.88	0.20	LLL	L-3 Communications	A	2.28	0.20
2008-05-01	MRO	Marathon Oil	D	-2.87	0.40	APA	Apache	A	2.33	0.40
2008-05-01	UNH	Unitedhealth	D	-2.91	0.80					
2008-05-01	ABX	Barrick Gold	C	-1.88	0.60	APC	Anadarko Petroleum	A	2.28	0.60
2008-05-01	CAH	Cardinal Health	D	-2.88	0.30	CVS	Cvs Health	A	2.19	0.30
2008-05-01	VIAB	Viacom	D	-2.85	0.10	GME	Gamestop Corp New	A	2.18	0.10
2008-05-01	BMJ	Bristol-myers Squibb	D	-2.88	1.10	LH	Laboratory Corp Of America International	A	2.17	1.10
2008-05-01	MCK	Mckesson	D	-2.87	0.30	IGT	Game Technology PLC	A	2.16	0.30
2008-05-01	TWX	Time Warner	D	-2.89	1.30	BIG	Big Lots	B	1.37	1.30
2008-05-01	AET	Aetna	D	-2.88	0.60	FRX	Forest Laboratories	A	2.16	0.60
2008-05-01	WB	Wachovia	D	-2.91	1.00					
2008-05-01	C	Citigroup	D	-2.92	2.30					
2008-05-01	HIG	The Hartford Financial Services	D	-2.87	0.10	USB	Us Bancorp	A	2.21	0.10
2008-05-01	TGT	Target	D	-2.87	1.60	DRI	Darden Restaurants	B	1.29	1.60
2008-05-01	HPQ	Hp	C	-1.85	1.60	LSI	LSI	B	1.28	1.60
2008-05-01	NVS	Novartis Adr	D	-2.86	0.00	ZBH	Zimmer Biomet	B	1.20	0.00
2008-05-01	MDLZ	Mondelez International	D	-2.85	0.60	LUK	Leucadia National	A	2.21	0.60
2008-06-02	RAI	Reynolds American	D	-2.87	0.40	HAS	Hasbro	A	2.28	0.40
2008-06-02	AIG	American International	D	-2.91	0.80					
2008-06-02	AMD	Advanced Micro Devices	D	-2.92	0.00					
2008-06-02	AMGN	Amgen	D	-2.87	0.60	GILD	Gilead Sciences	A	2.58	0.60
2008-06-02	NOKIA	Nokia	D	-2.89	0.60	RRC	Range Resources	A	2.44	0.60



Date	Ticker	Name	R	SM	W (%)	Ticker	Name	R	SM	W (%)
2008-06-02	SIE	Siemens	D	-2.89	0.30	WFT	Weatherford International	A	2.37	0.30
2008-06-02	ANTM	Anthem	D	-2.90	0.50	ESRX	Express Scripts Holding	A	2.41	0.50
2008-06-02	7203	Toyota Motor	D	-2.89	0.90	APA	Apache	A	2.35	0.90
2008-06-02	BAC	Bank Of America	D	-2.89	2.00	SAF	Safeco Corp	A	2.26	2.00
2008-06-02	BDX	Becton Dickinson	C	-1.85	0.20	THC	Tenet Healthcare	A	2.32	0.20
2008-06-02	CCL	Carnival	D	-2.87	0.70	BIG	Big Lots	A	2.41	0.70
2008-06-02	COF	Capital One Financial	D	-2.86	0.50	AFL	Aflac	A	2.25	0.50
2008-06-02	MTLQQ	Motors Liquidation Co	D	-2.93	0.30					
2008-06-02	IP	International Paper	D	-2.89	0.30	CNX	Consol Energy	A	2.59	0.30
2008-06-02	LLY	Eli Lilly	D	-2.87	0.80	BAX	Baxter International	A	2.28	0.80
2008-06-02	LOW	Lowe's Companies	D	-2.85	2.50	HRB	H.& R.block	A	2.23	2.50
2008-06-02	NOK	Nokia Adr	C	-1.89	0.30	WFR	SunEdison	A	2.41	0.30
2008-06-02	ROG	Roche	D	-2.85	1.90	MUR	Murphy Oil	A	2.34	1.90
2008-06-02		Minnesota Mng.& Mfg	D	-2.87	0.20	R	Ryder System	A	2.31	0.20
2008-06-02	MO	Altria	C	-1.85	1.30	SNA	Snap-on	A	2.26	1.30
2008-06-02	MOT	Motorola Solutions	D	-2.92	0.30					
2008-06-02	MRK	Merck & Co	D	-2.90	0.40	BCR	C R Bard	A	2.20	0.40
2008-06-02	MSFT	Microsoft	D	-2.85	3.20	LSI	LSI	A	2.30	3.20
2008-06-02	NEM	Newmont Mining	C	-1.86	0.60	SIAL	Sigma Aldrich	A	2.35	0.60
2008-06-02	PEG	Public Service Enterprise	D	-2.86	0.70	STR	Questar Corp	A	2.32	0.70
2008-06-02	PFE	Pfizer	D	-2.88	0.50	CELG	Celgene	A	2.19	0.50
2008-06-02	PG	Procter & Gamble	C	-1.85	0.40	WVY	Wrigley	A	2.23	0.40
2008-06-02	RTN	Raytheon	C	-1.84	0.30	FLR	Fluor	A	2.29	0.30
2008-06-02	HSH	Hillshire Brands	D	-2.86	0.10	TSN	Tyson Foods	A	2.23	0.10
2008-06-02	WFC	Wells Fargo	D	-2.86	0.30	PGR	Progressive	A	2.22	0.30
2008-06-02	WY	Weyerhaeuser	D	-2.85	0.20	HPC	Hercules	A	2.22	0.20
2008-06-02	S	Sprint Nextel	D	-2.93	1.20					
2008-06-02	QWST	Qwest Communications	D	-2.92	0.50					
2008-06-02	MWV	MeadWestvaco	D	-2.88	0.20	TT	Trane	A	2.29	0.20
2008-06-02	UNH	Unitedhealth	D	-2.90	0.80					
2008-06-02	ABX	Barrick Gold	C	-1.87	0.70	OXY	Occidental Petroleum	A	2.34	0.70
2008-06-02	CAH	Cardinal Health	D	-2.88	0.40	AMZN	Amazon.com	A	2.21	0.40
2008-06-02	VIAB	Viacom	D	-2.87	0.10	BBBY	Bed Bath & Beyond	A	2.21	0.10
2008-06-02	BMJ	Bristol-myers Squibb	D	-2.89	1.00	BIIB	Biogen	A	2.19	1.00
2008-06-02	MCK	Mckesson	D	-2.86	0.30	CVS	Cvs Health	A	2.20	0.30
2008-06-02	TWX	Time Warner	D	-2.89	1.30	YUM	Yum Brands	A	2.20	1.30
2008-06-02	AET	Aetna	D	-2.87	0.70	TMO	Thermo Fisher Scientific	A	2.19	0.70
2008-06-02	WB	Wachovia	D	-2.93	0.80					
2008-06-02	C	Citigroup	D	-2.94	1.90					
2008-06-02	HIG	The Hartford Financial Services	D	-2.88	0.10	HCBK	Hudson City Bancorp	A	2.21	0.10
2008-06-02	TGT	Target	D	-2.87	1.60	COST	Costco Wholesale	A	2.20	1.60
2008-06-02	HPQ	Hp	C	-1.84	1.60	AAPL	Apple	A	2.26	1.60
2008-07-01	RAI	Reynolds American	D	-2.89	0.20	HAS	Hasbro	A	2.27	0.20
2008-07-01	AIG	American International	D	-2.94	0.90					
2008-07-01	AMAT	Applied Materials	C	-1.84	0.20	WFR	SunEdison	A	2.37	0.20
2008-07-01	RWE	Rwe	D	-2.87	0.20	SWN	Southwestern Energy	A	2.56	0.20
2008-07-01	NOKIA	Nokia	D	-2.91	0.50					
2008-07-01	SIE	Siemens	D	-2.89	0.30	RRC	Range Resources	A	2.45	0.30
2008-07-01	ANTM	Anthem	D	-2.91	0.50					
2008-07-01	7203	Toyota Motor	D	-2.90	0.80	WFT	Weatherford International	A	2.40	0.80
2008-07-01	AVP	Avon Products	C	-1.85	0.60	WVY	Wrigley	A	2.24	0.60
2008-07-01	BAC	Bank Of America	D	-2.92	1.50					
2008-07-01	BDX	Becton Dickinson	C	-1.85	0.20	GILD	Gilead Sciences	A	2.56	0.20
2008-07-01	CAG	Conagra Brands	D	-2.87	0.50	BUD	Anheuser-Busch	A	2.23	0.50
2008-07-01	CCL	Carnival	D	-2.90	0.60	BIG	Big Lots	A	2.42	0.60
2008-07-01	GE	General Electric	D	-2.88	2.40	FLR	Fluor	A	2.30	2.40

Date	Ticker	Name	R	SM	W (%)	Ticker	Name	R	SM	W (%)
2008-07-01	MTLQQQ	Motors Liquidation Co	D	-2.95	0.10					
2008-07-01	IP	International Paper	D	-2.91	0.30					
2008-07-01	K	Kellogg	D	-2.85	0.40	SNA	Snap-on	A	2.22	0.40
2008-07-01	KMB	Kimberly-clark	D	-2.86	0.40	MON	Monsanto	A	2.21	0.40
2008-07-01	LLY	Eli Lilly	D	-2.87	0.80	ESRX	Express Scripts Holding	A	2.35	0.80
2008-07-01	NOK	Nokia Adr	D	-2.90	0.20					
2008-07-01	ROG	Roche	D	-2.85	1.90	APA	Apache	A	2.37	1.90
2008-07-01		Minnesota Mng.& Mfg	D	-2.88	0.20	R	Ryder System	A	2.29	0.20
2008-07-01	MO	Altria	C	-1.86	1.20	LUK	Leucadia National	A	2.19	1.20
2008-07-01	MOT	Motorola Solutions	D	-2.94	0.30					
2008-07-01	MRK	Merck & Co	D	-2.89	0.70	THC	Tenet Healthcare	A	2.30	0.70
2008-07-01	MSFT	Microsoft	D	-2.86	3.40	BRCM	Broadcom Corp	A	2.28	3.40
2008-07-01	NEM	Newmont Mining	C	-1.84	0.50	MEE	Massey Energy Corp	A	2.80	0.50
2008-07-01	PFE	Pfizer	D	-2.89	0.50	BAX	Baxter International	A	2.30	0.50
2008-07-01	PG	Procter & Gamble	C	-1.86	0.70	EL	Estee Lauder Companies	A	2.18	0.70
2008-07-01	ROH	Rohm & Haas	D	-2.87	0.10	CNX	Consol Energy	A	2.64	0.10
2008-07-01	RTN	Raytheon	C	-1.86	0.20	DHR	Danaher	A	2.26	0.20
2008-07-01	HSH	Hillshire Brands	D	-2.88	0.10	BF.B	Brown-forman	A	2.18	0.10
2008-07-01	WFC	Wells Fargo	D	-2.88	0.20	SAF	Safeco Corp	A	2.26	0.20
2008-07-01	WY	Weyerhaeuser	D	-2.88	0.20	AFL	Aflac	A	2.24	0.20
2008-07-01	BSX	Boston Scientific	C	-1.85	0.20	CELG	Celgene	A	2.21	0.20
2008-07-01	S	Sprint Nextel	D	-2.94	1.20					
2008-07-01	QWST	Qwest Communications	D	-2.94	0.50					
2008-07-01	MWV	MeadWestvaco	D	-2.89	0.20	CSX	Csx	A	2.25	0.20
2008-07-01	UNH	Unitedhealth	D	-2.93	0.60					
2008-07-01	CAH	Cardinal Health	D	-2.89	0.40	HRB	H.& R.block	A	2.21	0.40
2008-07-01	VIAB	Viacom	D	-2.89	0.10	KR	Kroger	A	2.21	0.10
2008-07-01	BMJ	Bristol-myers Squibb	D	-2.89	1.10	VAR	Varian Medical Systems	A	2.19	1.10
2008-07-01	ORA	Orange	D	-2.88	0.70	MUR	Murphy Oil	A	2.37	0.70
2008-07-01	MCK	Mckesson	D	-2.87	0.20	WEN.2	Wendy's Intl	A	2.20	0.20
2008-07-01	TWX	Time Warner	D	-2.89	1.40	COST	Costco Wholesale	A	2.20	1.40
2008-07-01	AET	Aetna	D	-2.89	0.70	STJ	St Jude Medical Inc	A	2.18	0.70
2008-07-01	WB	Wachovia	D	-2.95	0.60					
2008-07-01	WA-MUQ	Washington Mutual	D	-2.98	0.10					
2008-07-01	C	Citigroup	D	-2.95	1.70					
2008-07-01	HIG	The Hartford Financial Services	D	-2.89	0.10	WU	The Western Union	A	2.21	0.10
2008-07-01	HPQ	Hp	D	-2.85	1.80	LSI	LSI	A	2.26	1.80
2008-07-01	UPS	United Parcel Service	D	-2.87	0.60	DOV	Dover	A	2.23	0.60
2008-08-01	8058	Mitsubishi	C	-1.87	0.10	NOV	National Oilwell Varco	A	2.26	0.10
2008-08-01	RAI	Reynolds American	D	-2.87	0.30	HAS	Hasbro	A	2.30	0.30
2008-08-01	AIG	American International	D	-2.94	0.90					
2008-08-01	AMAT	Applied Materials	C	-1.86	0.20	LSI	LSI	A	2.30	0.20
2008-08-01	NOKIA	Nokia	D	-2.90	0.60	APC	Anadarko Petroleum	A	2.25	0.60
2008-08-01	ANTM	Anthem	D	-2.90	0.50					
2008-08-01	7203	Toyota Motor	D	-2.91	0.80					
2008-08-01	BA	Boeing	D	-2.88	0.10	JBL	Jabil Circuit	A	2.31	0.10
2008-08-01	BAC	Bank Of America	D	-2.89	2.20	MA	Mastercard	A	2.90	2.20
2008-08-01	BDX	Becton Dickinson	C	-1.85	0.20	GILD	Gilead Sciences	A	2.58	0.20
2008-08-01	CAG	Conagra Brands	D	-2.86	0.50	BUD	Anheuser-Busch	A	2.25	0.50
2008-08-01	CCL	Carnival	D	-2.88	0.70	BIG	Big Lots	A	2.41	0.70
2008-08-01	COF	Capital One Financial	D	-2.86	0.50	SAF	Safeco Corp	A	2.26	0.50
2008-08-01	DOW	Dow Chemical	D	-2.87	0.30	MEE	Massey Energy Corp	A	2.66	0.30
2008-08-01	FDX	Fedex	D	-2.87	0.50	R	Ryder System	A	2.28	0.50
2008-08-01	NEE	Nextera Energy	C	-1.85	0.20	S'TR	Questar Corp	A	2.25	0.20
2008-08-01	GE	General Electric	D	-2.88	2.50	CSX	Csx	A	2.27	2.50
2008-08-01	MTLQQQ	Motors Liquidation Co	D	-2.96	0.10					

Date	Ticker	Name	R	SM	W (%)	Ticker	Name	R	SM	W (%)
2008-08-01	IP	International Paper	D	-2.89	0.30	AKS	Ak Steel	A	2.28	0.30
2008-08-01	ITW	Illinois Tool Works	D	-2.86	0.50	DHR	Danaher	A	2.27	0.50
2008-08-01	JCI	Johnson Controls	D	-2.86	0.30	WWY	Wrigley	A	2.24	0.30
2008-08-01	KLAC	Kla-tencor	D	-2.87	0.50	CPWR	Compuware Corp	A	2.29	0.50
2008-08-01	KMB	Kimberly-clark Taiwan	D	-2.86	0.40	SNA	Snap-on	A	2.23	0.40
2008-08-01	2330	Semiconductor Manufacturing	C	-1.86	0.90	NBR	Nabors Industries	A	2.24	0.90
2008-08-01	LLTC	Linear Technology	C	-1.86	0.40	WFR	SunEdison	A	2.28	0.40
2008-08-01	LLY	Eli Lilly	D	-2.87	0.80	ESRX	Express Scripts Holding	A	2.39	0.80
2008-08-01	LOW	Lowe's Companies	D	-2.86	2.30	FDO	Family Dollar Stores	A	2.25	2.30
2008-08-01	NOK	Nokia Adr	D	-2.89	0.30	EDS	Electronic Data Systems-EDS	A	2.26	0.30
2008-08-01	LB	L Brands	D	-2.86	0.50	HRB	H.& R.block	A	2.24	0.50
2008-08-01		Minnesota Mng.& Mfg	D	-2.88	0.20	QLGC	QLogic Corp	A	2.26	0.20
2008-08-01	MO	Altria	C	-1.86	1.30	CPB	Campbell Soup	A	2.19	1.30
2008-08-01	MOT	Motorola Solutions	D	-2.92	0.30					
2008-08-01	MRK	Merck & Co	D	-2.91	0.60					
2008-08-01	MSFT	Microsoft	D	-2.87	3.20	BRCM	Broadcom Corp	A	2.24	3.20
2008-08-01	F	Ford Motor	D	-2.91	0.00					
2008-08-01	PFE	Pfizer	D	-2.89	0.50	THC	Tenet Healthcare	A	2.32	0.50
2008-08-01	PG	Procter & Gamble	D	-2.86	0.70	MKC	Mccormick	A	2.19	0.70
2008-08-01	RTN	Raytheon	D	-2.86	0.20	FLR	Fluor	A	2.25	0.20
2008-08-01	T	At&t	D	-2.87	2.20	CTL	Centurylink	B	1.20	2.20
2008-08-01	HSH	Hillshire Brands	D	-2.86	0.10	HNZ	Heinz	A	2.19	0.10
2008-08-01	UTX	United Technologies	D	-2.86	1.20	NSC	Norfolk Southern	A	2.24	1.20
2008-08-01	ERICB	Ericsson	D	-2.87	0.10	COG	Cabot Oil & Gas	A	2.24	0.10
2008-08-01	WY	Weyerhaeuser	D	-2.86	0.20	WU	The Western Union	A	2.23	0.20
2008-08-01	BSX	Boston Scientific	C	-1.86	0.20	BAX	Baxter International	A	2.31	0.20
2008-08-01	FP	Total	D	-2.86	0.60	BJS	BJ Services Co	A	2.24	0.60
2008-08-01	S	Sprint Nextel	D	-2.94	1.20					
2008-08-01	QWST	Qwest Communications	D	-2.94	0.50					
2008-08-01	MWV	MeadWestvaco	D	-2.88	0.20	DOV	Dover	A	2.23	0.20
2008-08-01	MRO	Marathon Oil	D	-2.86	0.70	SWN	Southwestern Energy	A	2.42	0.70
2008-08-01	UNH	Unitedhealth	D	-2.92	0.70					
2008-08-01	KSS	Kohl's	D	-2.86	0.10	AMZN	Amazon.com	A	2.20	0.10
2008-08-01	CAH	Cardinal Health	D	-2.88	0.40	AZO	Autozone	A	2.20	0.40
2008-08-01	PEP	Pepsico	D	-2.86	2.30	MON	Monsanto	A	2.19	2.30
2008-08-01	VIAB	Viacom	D	-2.90	0.10	KR	Kroger	A	2.20	0.10
2008-08-01	JPM	Jpmorgan Chase	D	-2.86	0.90	EQR	Equity Residential	A	2.22	0.90
2008-08-01	BMJ	Bristol-myers Squibb	D	-2.89	1.10	CELG	Celgene	A	2.23	1.10
2008-08-01	ORA	Orange	D	-2.87	0.70	CHK	Chesapeake Energy	A	2.23	0.70
2008-08-01	TWX	Time Warner	D	-2.90	1.30	SPLS	Staples	A	2.18	1.30
2008-08-01	AET	Aetna	D	-2.89	0.70	KG	King Pharmaceuticals	A	2.23	0.70
2008-08-01	WB	Wachovia	D	-2.95	0.70					
2008-08-01	WA-MUQ	Washington Mutual	D	-2.98	0.10					
2008-08-01	C	Citigroup	D	-2.94	1.90					
2008-08-01	HIG	The Hartford Financial Services	D	-2.89	0.10	TROW	T Rowe Price	A	2.22	0.10
2008-08-01	XOM	Exxon Mobil	D	-2.86	0.30	WFT	Weatherford International	A	2.32	0.30
2008-08-01	TGT	Target	D	-2.86	1.40	COST	Costco Wholesale	A	2.17	1.40
2008-08-01	CVX	Chevron	C	-1.86	2.40	ESV	Ensco	A	2.29	2.40
2008-08-01	SAN	Banco Santander	D	-2.86	0.50	ADBE	Adobe Systems	A	2.22	0.50
2008-08-01	HPQ	Hp	D	-2.85	1.80	QCOM	Qualcomm	A	2.23	1.80
2008-08-01	UPS	United Parcel Service	D	-2.86	0.60	BNI	Burlington Northern	A	2.22	0.60
2008-08-01	RDS.B	Royal Dutch Shell Adr	D	-2.86	0.30	OXY	Occidental Petroleum	A	2.29	0.30
2008-08-01	RDSB	Royal Dutch Shell	C	-1.86	0.10	DELL	Dell	A	2.22	0.10
2008-08-01	RDS.A	Royal Dutch Shell Adr	C	-1.86	1.90	MUR	Murphy Oil	A	2.29	1.90



Date	Ticker	Name	R	SM	W (%)	Ticker	Name	R	SM	W (%)
2008-08-01	ARNC	Arconic	C	-1.89	0.10	BTU	Peabody Energy Corp	A	2.23	0.10
2008-09-01	ADI	Analog Devices	C	-1.87	0.40	CPWR	Compuware Corp	A	2.30	0.40
2008-09-01	8058	Mitsubishi	C	-1.88	0.10	FDO	Family Dollar Stores	A	2.26	0.10
2008-09-01	RAI	Reynolds American	D	-2.87	0.20	HAS	Hasbro	A	2.29	0.20
2008-09-01	HES	Hess	C	-1.87	0.60	SWN	Southwestern Energy	A	2.44	0.60
2008-09-01	AIG	American International	D	-2.95	0.70					
2008-09-01	AMAT	Applied Materials	D	-2.85	0.20	LSI	LSI	A	2.29	0.20
2008-09-01	RWE	Rwe	D	-2.85	0.20	HRB	H.& R.block	A	2.25	0.20
2008-09-01	NOKIA	Nokia	D	-2.90	0.60					
2008-09-01	7751	Canon	C	-1.85	0.20	COV	Covidien	A	2.24	0.20
2008-09-01	APD	Air Products & Chemicals	C	-1.86	0.50	BTU	Peabody Energy Corp	A	2.22	0.50
2008-09-01	7203	Toyota Motor	D	-2.90	0.80					
2008-09-01	BA	Boeing	D	-2.87	0.10	JBL	Jabil Circuit	A	2.31	0.10
2008-09-01	BAC	Bank Of America	D	-2.90	2.00					
2008-09-01	BDX	Becton Dickinson	C	-1.84	0.20	GILD	Gilead Sciences	A	2.56	0.20
2008-09-01	CAG	Conagra Brands	D	-2.86	0.50	LEG	Leggett & Platt	A	2.26	0.50
2008-09-01	CCL	Carnival	D	-2.85	0.70	BIG	Big Lots	A	2.39	0.70
2008-09-01	COF	Capital One Financial	D	-2.85	0.50	MA	Mastercard	A	2.92	0.50
2008-09-01	DE	Deere	D	-2.88	0.70	R	Ryder System	A	2.28	0.70
2008-09-01	DOW	Dow Chemical	D	-2.87	0.30	CF	Cf Industries	A	2.20	0.30
2008-09-01	FDX	Fedex	D	-2.86	0.50	DHR	Danaher	A	2.28	0.50
2008-09-01	NEE	Nextera Energy	C	-1.85	0.20	STR	Questar Corp	A	2.25	0.20
2008-09-01	GE	General Electric Motors	D	-2.88	2.50	CSX	Csx	A	2.27	2.50
2008-09-01	MTLQQ	Liquidation Co	D	-2.96	0.10					
2008-09-01	ITW	Illinois Tool Works	D	-2.85	0.50	QLGC	QLogic Corp	A	2.26	0.50
2008-09-01	JCI	Johnson Controls	D	-2.86	0.30	BUD	Anheuser-Busch	A	2.25	0.30
2008-09-01	KLAC	Kla-tencor	D	-2.87	0.50	BRCM	Broadcom Corp	A	2.24	0.50
2008-09-01	KMB	Kimberly-clark Taiwan	D	-2.85	0.40	WWY	Wrigley	A	2.24	0.40
2008-09-01	2330	Semiconductor Manufacturing	D	-2.86	0.90	COG	Cabot Oil & Gas	A	2.23	0.90
2008-09-01	LLTC	Linear Technology	C	-1.85	0.40	ADBE	Adobe Systems	A	2.23	0.40
2008-09-01	LLY	Eli Lilly	D	-2.87	0.80	ESRX	Express Scripts Holding	A	2.41	0.80
2008-09-01	NOK	Nokia Adr	D	-2.90	0.20	SYMC	Symantec	A	2.23	0.20
2008-09-01		Minnesota Mng.& Mfg	D	-2.88	0.20	FLR	Fluor	A	2.25	0.20
2008-09-01	MO	Altria	D	-2.86	1.30	SNA	Snap-on	A	2.24	1.30
2008-09-01	MRK	Merck & Co	D	-2.90	0.60					
2008-09-01	MSFT	Microsoft	D	-2.86	3.40	ALTR	Altera Corp.	A	2.22	3.40
2008-09-01	F	Ford Motor	D	-2.91	0.00					
2008-09-01	COP	Conocophillips	C	-1.86	1.30	WFT	Weatherford International	A	2.32	1.30
2008-09-01	PEG	Public Service Enterprise	D	-2.85	0.70	GAS	Nicor	A	2.23	0.70
2008-09-01	PFE	Pfizer	D	-2.88	0.50	THC	Tenet Healthcare	A	2.32	0.50
2008-09-01		E.ON AG	D	-2.85	0.10	VAR	Varian Medical Systems	A	2.23	0.10
2008-09-01	TAP	Molson Coors Brewing	C	-1.87	0.60	JNY	Jones Group	A	2.23	0.60
2008-09-01	RTN	Raytheon	D	-2.85	0.30	NSC	Norfolk Southern	A	2.25	0.30
2008-09-01	T	At&t	D	-2.87	2.20	CTL	Centurylink	A	2.21	2.20
2008-09-01	HSH	Hillshire Brands	D	-2.85	0.10	STZ	Constellation Brands	A	2.20	0.10
2008-09-01	TXN	Texas Instruments	D	-2.88	1.00	QCOM	Qualcomm	A	2.22	1.00
2008-09-01	UST	UST Inc	C	-1.85	0.20	CPB	Campbell Soup	A	2.20	0.20
2008-09-01	UTX	United Technologies	D	-2.85	1.30	AW	Allied Waste	A	2.24	1.30
2008-09-01	WY	Weyerhaeuser	D	-2.86	0.20	SAF	Safeco Corp	A	2.27	0.20
2008-09-01	FP	Total	D	-2.86	0.50	DOV	Dover	A	2.23	0.50
2008-09-01	S	Sprint Nextel	D	-2.94	1.20					
2008-09-01	7267	Honda Motor	C	-1.85	0.30	DVA	Davita Affiliated Computer	A	2.23	0.30
2008-09-01	CSCO	Cisco Systems	D	-2.85	1.60	ACS		A	2.22	1.60
2008-09-01	QWST	Qwest Communications	D	-2.94	0.50					

Date	Ticker	Name	R	SM	W (%)	Ticker	Name	R	SM	W (%)
2008-09-01	MRO	Marathon Oil	D	-2.86	0.60	MUR	Murphy Oil	A	2.28	0.60
2008-09-01	UNH	Unitedhealth	D	-2.91	0.80					
2008-09-01	VIAB	Viacom	D	-2.89	0.10	RSHCQ	RS Legacy Corp	A	2.26	0.10
2008-09-01	JPM	Jpmorgan Chase	D	-2.86	0.80	PNC	Pnc Financial Services	A	2.24	0.80
2008-09-01	BMJ	Bristol-myers Squibb	D	-2.89	1.10	BAX	Baxter International	A	2.31	1.10
2008-09-01	ORA	Orange	D	-2.87	0.70	KG	King Pharmaceuticals	A	2.22	0.70
2008-09-01	BRK.A	Berkshire Hathaway	D	-2.87	0.50	WU	The Western Union	A	2.23	0.50
2008-09-01	AET	Aetna	D	-2.84	0.70	BRL	Barr Pharmaceuticals	A	2.30	0.70
2008-09-01	WB	Wachovia	D	-2.95	0.60					
2008-09-01	WA-MUQ	Washington Mutual	D	-2.98	0.10					
2008-09-01	C	Citigroup	D	-2.94	1.90					
2008-09-01	HIG	The Hartford Financial Services	D	-2.89	0.10	HPC	Hercules	A	2.23	0.10
2008-09-01	XOM	Exxon Mobil	D	-2.86	0.30	ESV	Enesco	A	2.28	0.30
2008-09-01	CVX	Chevron	C	-1.86	2.40	APC	Anadarko Petroleum	A	2.27	2.40
2008-09-01	SAN	Banco Santander	D	-2.86	0.50	CHK	Chesapeake Energy	A	2.22	0.50
2008-09-01	UPS	United Parcel Service	D	-2.86	0.70	BNI	Burlington Northern	A	2.23	0.70
2008-09-01	RDS.B	Royal Dutch Shell Adr	D	-2.86	0.30	NOV	National Oilwell Varco	A	2.24	0.30
2008-09-01	RDSB	Royal Dutch Shell	D	-2.85	0.10	TROW	T Rowe Price	A	2.22	0.10
2008-09-01	RDS.A	Royal Dutch Shell Adr	D	-2.86	1.80	NBR	Nabors Industries	A	2.24	1.80
2008-09-01	GOOGL	Alphabet	D	-2.87	1.10	NSM	Nat Semiconductor	A	2.22	1.10
2008-09-01	ARNC	Arconic	D	-2.89	0.10	PX	Praxair	A	2.19	0.10
2008-10-01	ADI	Analog Devices	D	-2.88	0.10	CPWR	Compuware Corp	A	2.25	0.10
2008-10-01	8058	Mitsubishi	D	-2.90	0.00					
2008-10-01	RAI	Reynolds American	D	-2.88	0.30	HAS	Hasbro	A	2.26	0.30
2008-10-01	HES	Hess	C	-1.90	0.60	SWN	Southwestern Energy	A	2.35	0.60
2008-10-01	AIG	American International	D	-2.99	0.10					
2008-10-01	AMAT	Applied Materials	D	-2.87	0.20	LSI	LSI	A	2.23	0.20
2008-10-01	E	Eni Adr	D	-2.90	0.00	MUR	Murphy Oil	A	2.22	0.00
2008-10-01	RWE	Rwe	D	-2.86	0.10	RSHCQ	RS Legacy Corp	A	2.23	0.10
2008-10-01	NOKIA	Nokia	D	-2.92	0.50					
2008-10-01	7751	Canon	D	-2.88	0.10	COV	Covidien	A	2.23	0.10
2008-10-01	APD	Air Products & Chemicals	D	-2.89	0.20	ROH	Rohm & Haas	A	2.26	0.20
2008-10-01	PKX	Posco Adr	D	-2.91	0.00					
2008-10-01	7203	Toyota Motor	D	-2.91	0.80					
2008-10-01	BA	Boeing	D	-2.89	0.10	APH	Amphenol	A	2.33	0.10
2008-10-01	CAG	Conagra Brands	D	-2.87	0.20	LEG	Leggett & Platt	A	2.26	0.20
2008-10-01	CM-CSA	Comcast	C	-1.86	0.30	BIG	Big Lots	A	2.36	0.30
2008-10-01	MON	Monsanto	C	-1.89	0.60	WWY	Wrigley	A	2.24	0.60
2008-10-01	CMI	Cummins	C	-1.90	0.20	DHR	Danaher	A	2.23	0.20
2008-10-01	DE	Deere	D	-2.92	0.50					
2008-10-01	DOW	Dow Chemical	D	-2.86	0.30	ECL	Ecolab	A	2.19	0.30
2008-10-01	FDX	Fedex	D	-2.85	0.60	FAST	Fastenal	A	2.23	0.60
2008-10-01	NEE	Nextera Energy	D	-2.88	0.00	GAS	Nicor	A	2.23	0.00
2008-10-01	GD	General Dynamics	C	-1.87	1.00	NSC	Norfolk Southern	A	2.22	1.00
2008-10-01	GE	General Electric	D	-2.89	3.00	QLGC	QLogic Corp	A	2.22	3.00
2008-10-01	MTLQQ	Motors Liquidation Co	D	-2.96	0.10					
2008-10-01	HAL	Halliburton	C	-1.91	0.20	APC	Anadarko Petroleum	A	2.21	0.20
2008-10-01	ITW	Illinois Tool Works	D	-2.87	0.50	PTV	Pactiv Corp	A	2.22	0.50
2008-10-01	JCI	Johnson Controls	D	-2.86	0.60	BUD	Anheuser-Busch	A	2.24	0.60
2008-10-01	KLAC	Kla-tencor	D	-2.89	0.40	ACS	Affiliated Computer	A	2.21	0.40

Date	Ticker	Name	R	SM	W (%)	Ticker	Name	R	SM	W (%)
2008-10-01	2330	Taiwan Semiconductor Manufacturing	D	-2.87	0.90	APOL	Apollo Educat Grp	A	2.23	0.90
2008-10-01	LLTC	Linear Technology	C	-1.87	0.40	ADBE	Adobe Systems	A	2.21	0.40
2008-10-01	LLY	Eli Lilly	D	-2.88	0.90	GILD	Gilead Sciences	A	2.49	0.90
2008-10-01	NOK	Nokia Adr	D	-2.92	0.20					
2008-10-01		Minnesota Mng.& Mfg	D	-2.88	0.30	CVG	Convergys	A	2.21	0.30
2008-10-01	MO	Altria	D	-2.86	1.30	PHM	Pultegroup	A	2.24	1.30
2008-10-01	MRK	Merck & Co	D	-2.91	0.70					
2008-10-01	MSFT	Microsoft	D	-2.86	4.00	ALTR	Altera Corp.	A	2.20	4.00
2008-10-01	NEM	Newmont Mining	D	-2.87	0.40	PPG	Ppg Industries	A	2.18	0.40
2008-10-01	NUE	Nucor	D	-2.92	0.10					
2008-10-01	F	Ford Motor	D	-2.91	0.00					
2008-10-01	COP	Conocophillips	D	-2.88	1.30	WFT	Weatherford International	A	2.20	1.30
2008-10-01	PEG	Public Service Enterprise	D	-2.88	0.70	ED	Consolidated Edison	A	2.19	0.70
2008-10-01		E.ON AG	D	-2.87	0.40	SCHW	Charles Schwab	A	2.22	0.40
2008-10-01	PPL	Ppl	D	-2.89	0.20	TEG	Integrys Energy	A	2.19	0.20
2008-10-01	TAP	Molson Coors Brewing	D	-2.87	0.60	CPB	Campbell Soup	A	2.22	0.60
2008-10-01	RTN	Raytheon	D	-2.87	0.30	BNI	Burlington Northern	A	2.19	0.30
2008-10-01	T	At&t	D	-2.88	2.20	CTL	Centurylink	A	2.20	2.20
2008-10-01	SLB	Schlumberger	C	-1.88	2.70	COG	Cabot Oil & Gas	A	2.18	2.70
2008-10-01	TXN	Texas Instruments	D	-2.89	1.00	SYMC	Symantec	A	2.19	1.00
2008-10-01	UTX	United Technologies	D	-2.87	1.30	GWW	Ww Grainger	A	2.19	1.30
2008-10-01	X	United States Steel	C	-1.94	0.60	SIAL	Sigma Aldrich	A	2.17	0.60
2008-10-01	XLNX	Xilinx	C	-1.86	0.40	INTU	Intuit	A	2.19	0.40
2008-10-01	NCC	National City Corp	D	-2.99	0.10					
2008-10-01	FP	Total	D	-2.88	0.50	EQR	Equity Residential	A	2.22	0.50
2008-10-01	S	Sprint Nextel	D	-2.95	1.00					
2008-10-01	7267	Honda Motor	C	-1.86	0.30	DVA	Davita	A	2.22	0.30
2008-10-01	CSCO	Cisco Systems	D	-2.87	1.70	DELL	Dell	A	2.15	1.70
2008-10-01	QWST	Qwest Communications	D	-2.95	0.50					
2008-10-01	MRO	Marathon Oil	D	-2.88	0.70	CHK	Chesapeake Energy	A	2.16	0.70
2008-10-01	UNH	Unitedhealth	D	-2.93	0.60					
2008-10-01	CAH	Cardinal Health	D	-2.85	0.40	FDO	Family Dollar Stores	A	2.26	0.40
2008-10-01	VIAB	Viacom	D	-2.91	0.10					
2008-10-01	BMJ	Bristol-myers Squibb	D	-2.89	1.20	ESRX	Express Scripts Holding	A	2.41	1.20
2008-10-01	BEAM	Beam Inc	D	-2.89	0.40	JNY	Jones Group	A	2.21	0.40
2008-10-01	AET	Aetna	D	-2.86	0.60	BAX	Baxter International	A	2.31	0.60
2008-10-01	WB	Wachovia	D	-2.99	0.10					
2008-10-01	ENI	Eni	D	-2.88	0.20	PSA	Public Storage	A	2.22	0.20
2008-10-01	HIG	The Hartford Financial Services	D	-2.93	0.10					
2008-10-01	XOM	Exxon Mobil	D	-2.86	0.30	BRL	Barr Pharmaceuticals	A	2.29	0.30
2008-10-01	EXC	Exelon	D	-2.89	1.40	SO	Southern	A	2.18	1.40
2008-10-01	CVX	Chevron	D	-2.87	2.60	THC	Tenet Healthcare	A	2.28	2.60
2008-10-01	HPQ	Hp	D	-2.84	2.10	EK	Eastman Kodak	B	1.21	2.10
2008-10-01	UPS	United Parcel Service	D	-2.85	0.70	VMC	Vulcan Materials Co	A	2.19	0.70
2008-10-01	RDS.B	Royal Dutch Shell Adr	D	-2.88	0.30	PNC	Pnc Financial Services	A	2.26	0.30
2008-10-01	RDSB	Royal Dutch Shell	D	-2.87	0.10	VAR	Varian Medical Systems	A	2.21	0.10
2008-10-01	RDS.A	Royal Dutch Shell Adr	D	-2.88	1.80	BBT	Bb&t	A	2.24	1.80
2008-10-01	GOOGL	Alphabet	D	-2.88	1.20	NTAP	Netapp	B	1.15	1.20
2008-10-01	ARNC	Arconic	D	-2.93	0.10					
2008-10-01	BHGE	Baker Hughes, A Ge	C	-1.90	1.10	HRB	H.& R.block	A	2.23	1.10
2008-11-03	ADI	Analog Devices	D	-2.90	0.10					
2008-11-03	FE	Firstenergy	D	-2.89	0.30	GAS	Nicor	A	2.24	0.30
2008-11-03	8058	Mitsubishi	D	-2.93	0.00					

Date	Ticker	Name	R	SM	W (%)	Ticker	Name	R	SM	W (%)
2008-11-03	RAI	Reynolds American	D	-2.89	0.30	BUD	Anheuser-Busch	A	2.23	0.30
2008-11-03	HES	Hess	D	-2.93	0.50					
2008-11-03	AIG	American International	D	-2.99	0.10					
2008-11-03	AMAT	Applied Materials	D	-2.89	0.20	ACS	Affiliated Computer	A	2.17	0.20
2008-11-03	E	Eni Adr	D	-2.91	0.00					
2008-11-03	RWE	Rwe	D	-2.86	0.10	EQR	Equity Residential	A	2.17	0.10
2008-11-03	NOKIA	Nokia	D	-2.93	0.50					
2008-11-03	7751	Canon	D	-2.90	0.10	PCG	Pg&e	A	2.17	0.10
2008-11-03	APD	Air Products & Chemicals	D	-2.91	0.20					
2008-11-03	PKX	Posco Adr	D	-2.93	0.00					
2008-11-03	SIE	Siemens	D	-2.90	0.30	HNZ	Heinz	A	2.17	0.30
2008-11-03	ANTM	Anthem	D	-2.88	0.50	GILD	Gilead Sciences	A	2.51	0.50
2008-11-03	7203	Toyota Motor	D	-2.93	0.80					
2008-11-03	AVP	Avon Products	D	-2.91	0.60					
2008-11-03	BA	Boeing	D	-2.90	0.10	PTV	Pactiv Corp	A	2.21	0.10
2008-11-03	CAG	Conagra Brands	D	-2.88	0.20	CPB	Campbell Soup	A	2.21	0.20
2008-11-03	CM-CSA	Comcast	D	-2.87	0.30	FDO	Family Dollar Stores	A	2.28	0.30
2008-11-03	MON	Monsanto	D	-2.90	0.60	LEG	Leggett & Platt	A	2.20	0.60
2008-11-03	CMI	Cummins	D	-2.94	0.20					
2008-11-03	D	Dominion Resources	D	-2.87	1.20	ED	Consolidated Edison	A	2.19	1.20
2008-11-03	DE	Deere	D	-2.93	0.50					
2008-11-03	DOW	Dow Chemical	D	-2.88	0.30	ROH	Rohm & Haas	A	2.26	0.30
2008-11-03	FDX	Fedex	D	-2.88	0.60	FAST	Fastenal	A	2.21	0.60
2008-11-03	NEE	Nextera Energy	D	-2.89	0.00	TEG	Integrys Energy	A	2.18	0.00
2008-11-03	GD	General Dynamics	D	-2.89	1.00	BNI	Burlington Northern	A	2.19	1.00
2008-11-03	GE	General Electric	D	-2.92	2.80					
2008-11-03		Motors	D	-2.98	0.10					
2008-11-03	MTLQQ	Liquidation Co								
2008-11-03	HAL	Halliburton	D	-2.94	0.10					
2008-11-03	IBM	IBM	C	-1.88	1.50	LSI	LSI	A	2.17	1.50
2008-11-03	ITW	Illinois Tool Works	D	-2.90	0.50	SHW	Sherwin-williams	A	2.17	0.50
2008-11-03	JCI	Johnson Controls	D	-2.91	0.40					
2008-11-03	KLAC	Kla-tencor	D	-2.92	0.40					
2008-11-03	2330	Taiwan Semiconductor Manufacturing	D	-2.89	1.00	PHM	Pultegroup	A	2.16	1.00
2008-11-03	LLTC	Linear Technology	D	-2.90	0.40	INTU	Intuit	A	2.16	0.40
2008-11-03	LLY	Eli Lilly	D	-2.90	0.80					
2008-11-03	NOK	Nokia Adr	D	-2.94	0.20					
2008-11-03	LUV	Southwest Airlines	C	-1.88	0.40	APOL	Apollo Educat Grp	A	2.26	0.40
2008-11-03	MCD	Mcdonald's	C	-1.86	0.60	HRB	H.& R.block	A	2.19	0.60
2008-11-03	ROG	Roche	D	-2.85	2.30	CL	Colgate-palmolive	A	2.16	2.30
2008-11-03	MDT	Medtronic	C	-1.88	1.10	ESRX	Express Scripts Holding	A	2.34	1.10
2008-11-03		Minnesota Mng.& Mfg	D	-2.89	0.30	CTAS	Cintas	A	2.16	0.30
2008-11-03	MO	Altria	D	-2.87	1.50	CLX	Clorox	A	2.20	1.50
2008-11-03	MOT	Motorola Solutions	D	-2.92	0.20					
2008-11-03	MRK	Merck & Co	D	-2.92	0.80					
2008-11-03	MSFT	Microsoft	D	-2.88	4.20	SYMC	Symantec	A	2.13	4.20
2008-11-03	MXIM	Maxim Integrated Products	D	-2.90	0.50					
2008-11-03	NEM	Newmont Mining	D	-2.91	0.30					
2008-11-03	NUE	Nucor	D	-2.92	0.10					
2008-11-03	ORCL	Oracle	D	-2.87	3.80	DELL	Dell	A	2.12	3.80
2008-11-03	F	Ford Motor	D	-2.96	0.00					
2008-11-03	COP	Conocophillips	D	-2.91	1.20					
2008-11-03	PEG	Public Service Enterprise	D	-2.90	0.70	SO	Southern	A	2.17	0.70
2008-11-03	PFE	Pfizer	D	-2.84	0.70	BRL	Barr Pharmaceuticals	A	2.28	0.70
2008-11-03		E.ON AG	D	-2.88	0.50	PPG	Ppg Industries	A	2.15	0.50
2008-11-03	PPL	Ppl	D	-2.90	0.20					
2008-11-03	TAP	Molson Coors Brewing	D	-2.90	0.60	HSY	The Hershey	A	2.19	0.60
2008-11-03	RTN	Raytheon	D	-2.88	0.30	VMC	Vulcan Materials Co	A	2.15	0.30

Date	Ticker	Name	R	SM	W (%)	Ticker	Name	R	SM	W (%)
2008-11-03	T	At&t	D	-2.89	2.70	CTL	Centurylink	A	2.15	2.70
2008-11-03	SLB	Schlumberger	D	-2.92	2.10					
2008-11-03	HSB	Hillshire Brands	D	-2.87	0.10	KFT	Mondelez International Inc.	A	2.17	0.10
2008-11-03	TJX	Tjx Companies	C	-1.88	0.20	AZO	Autozone	A	2.18	0.20
2008-11-03	TXN	Texas Instruments	D	-2.90	1.10					
2008-11-03	UTX	United Technologies	D	-2.88	1.40	LMT	Lockheed Martin	A	2.13	1.40
2008-11-03	X	United States Steel	D	-2.97	0.40					
2008-11-03	AZN	Astrazeneca Adr	C	-1.86	0.30	THC	Tenet Healthcare	A	2.22	0.30
2008-11-03	XLNX	Xilinx	C	-1.90	0.30	BBT	Bb&t	A	2.22	0.30
2008-11-03	INTC	Intel	D	-2.90	1.50	COV	Covidien	A	2.19	1.50
2008-11-03	NCC	National City Corp	D	-2.99	0.20					
2008-11-03	HSBC	Hsbc Adr	D	-2.88	0.20	PNC	Pnc Financial Services	A	2.23	0.20
2008-11-03	FP	Total	D	-2.88	0.60	HCP	Hcp	A	2.15	0.60
2008-11-03	S	Sprint Nextel	D	-2.97	0.80					
2008-11-03	7267	Honda Motor	D	-2.90	0.30	XEL	Xcel Energy	A	2.15	0.30
2008-11-03	CSCO	Cisco Systems	D	-2.90	1.60	HCBK	Hudson City Bancorp	A	2.19	1.60
2008-11-03	QWST	Qwest Communications	D	-2.95	0.50					
2008-11-03	MRO	Marathon Oil	D	-2.92	0.60					
2008-11-03	QCOM	Qualcomm	C	-1.89	0.30	MMC	Marsh & McLennan Cos	A	2.18	0.30
2008-11-03	UNH	Unitedhealth	D	-2.93	0.70					
2008-11-03	CAH	Cardinal Health	D	-2.89	0.40	RSHCQ	RS Legacy Corp	A	2.18	0.40
2008-11-03	VIAB	Viacom	D	-2.93	0.10					
2008-11-03	BMJ	Bristol-myers Squibb	D	-2.89	1.50	DGX	Quest Diagnostics	A	2.17	1.50
2008-11-03	MCK	Mckesson	D	-2.90	0.20	KSS	Kohl's	A	2.15	0.20
2008-11-03	BEAM	Beam Inc	D	-2.93	0.30					
2008-11-03	AET	Aetna	D	-2.90	0.50					
2008-11-03	WB	Wachovia	D	-2.98	0.10					
2008-11-03	ENI	Eni	D	-2.88	0.30	ECL	Ecolab	A	2.15	0.30
2008-11-03	HIG	The Hartford Financial Services	D	-2.97	0.00					
2008-11-03	XOM	Exxon Mobil	D	-2.87	0.40	SWN	Southwestern Energy	A	2.39	0.40
2008-11-03	EXC	Exelon	D	-2.90	1.50					
2008-11-03	CVX	Chevron	D	-2.88	2.80	HPC	Hercules	A	2.18	2.80
2008-11-03	HPQ	Hp	D	-2.86	2.20	SCHW	Charles Schwab	A	2.18	2.20
2008-11-03	UPS	United Parcel Service	D	-2.87	0.70	FISV	Fiserv	A	2.12	0.70
2008-11-03	NVS	Novartis Adr	C	-1.86	0.00	BCR	C R Bard	A	2.17	0.00
2008-11-03	NOVN	Novartis	C	-1.84	0.10	FTR	Frontier Communications	A	2.15	0.10
2008-11-03	RDS.B	Royal Dutch Shell Adr	D	-2.89	0.30	PSA	Public Storage	A	2.17	0.30
2008-11-03	RDSB	Royal Dutch Shell	D	-2.86	0.10	PCL	Plum Creek Timber Co	A	2.15	0.10
2008-11-03	RDS.A	Royal Dutch Shell Adr	D	-2.89	2.00	USB	Us Bancorp	A	2.17	2.00
2008-11-03	GOOGL	Alphabet	D	-2.90	1.20					
2008-11-03	ARNC	Arconic	D	-2.96	0.00					
2008-11-03	BHGE	Baker Hughes, A Ge	D	-2.94	0.80					
2008-12-01	ABT	Abbott Laboratories	C	-1.86	1.40	BRL	Barr Pharmaceuticals	A	2.27	1.40
2008-12-01	ADI	Analog Devices	D	-2.93	0.10					
2008-12-01	FE	Firstenergy	D	-2.89	0.30	COV	Covidien	A	2.15	0.30
2008-12-01	8058	Mitsubishi	D	-2.95	0.00					
2008-12-01	RAI	Reynolds American	D	-2.90	0.30					
2008-12-01	HES	Hess	D	-2.95	0.40					
2008-12-01	AIG	American International	D	-3.00	0.10					
2008-12-01	AMAT	Applied Materials	D	-2.92	0.20					
2008-12-01	E	Eni Adr	D	-2.92	0.00					
2008-12-01	RWE	Rwe	D	-2.87	0.10					
2008-12-01	NOKIA	Nokia	D	-2.94	0.50					

Date	Ticker	Name	R	SM	W (%)	Ticker	Name	R	SM	W (%)
2008-12-01	7751	Canon	D	-2.91	0.10					
2008-12-01	APD	Air Products & Chemicals	D	-2.93	0.20					
2008-12-01	PKX	Posco Adr	D	-2.95	0.00					
2008-12-01	SIE	Siemens	D	-2.91	0.30					
2008-12-01	ANTM	Anthem	D	-2.90	0.60					
2008-12-01	7203	Toyota Motor	D	-2.94	0.70					
2008-12-01	AVP	Avon Products	D	-2.93	0.50					
2008-12-01	BA	Boeing	D	-2.92	0.10					
2008-12-01	BBY	Best Buy	D	-2.93	0.30					
2008-12-01	CAG	Conagra Brands	D	-2.90	0.20					
2008-12-01	CCL	Carnival	D	-2.92	0.60					
2008-12-01	CM-CSA	Comcast	D	-2.89	0.30	FDO	Family Dollar Stores	A	2.27	0.30
2008-12-01	MON	Monsanto	D	-2.92	0.60					
2008-12-01	SAP	Sap	D	-2.89	0.80					
2008-12-01	COF	Capital One Financial	D	-2.92	0.50					
2008-12-01	CMI	Cummins	D	-2.95	0.20					
2008-12-01	D	Dominion Resources	D	-2.88	1.30	MTB	M&t Bank	B	1.16	1.30
2008-12-01	DE	Deere	D	-2.95	0.50					
2008-12-01	DOW	Dow Chemical	D	-2.92	0.20					
2008-12-01	FDX	Fedex	D	-2.89	0.60	FAST	Fastenal	A	2.17	0.60
2008-12-01	NEE	Nextera Energy	D	-2.89	0.00	OR01	Citigroup	B	1.08	0.00
2008-12-01	GD	General Dynamics	D	-2.91	0.90					
2008-12-01	GE	General Electric Motors	D	-2.93	2.70					
2008-12-01	MTLQQ	Liquidation Co	D	-2.98	0.10					
2008-12-01	HAL	Halliburton	D	-2.95	0.10					
2008-12-01	HOG	Harley-davidson	D	-2.94	0.20					
2008-12-01	IBM	IBM	D	-2.90	1.50					
2008-12-01	ITW	Illinois Tool Works	D	-2.91	0.60					
2008-12-01	JCI	Johnson Controls	D	-2.92	0.40					
2008-12-01	JNJ	Johnson & Johnson	D	-2.87	0.10	CEPH	Cephalon	A	2.20	0.10
2008-12-01	KLAC	Kla-tencor Taiwan	D	-2.94	0.40					
2008-12-01	2330	Semiconductor Manufacturing	D	-2.90	1.00					
2008-12-01	LLTC	Linear Technology	D	-2.92	0.40					
2008-12-01	LLY	Eli Lilly	D	-2.91	0.90					
2008-12-01	LOW	Lowe's Companies	D	-2.88	2.40	APOL	Apollo Educat Grp	A	2.27	2.40
2008-12-01	NOK	Nokia Adr	D	-2.95	0.20					
2008-12-01	LB	L Brands	D	-2.94	0.40					
2008-12-01	LUV	Southwest Airlines	D	-2.92	0.30					
2008-12-01	MCD	Mcdonald's	C	-1.86	0.70					
2008-12-01	ROG	Roche	D	-2.86	2.50					
2008-12-01	MDT	Medtronic	D	-2.92	0.90					
2008-12-01		Minnesota Mng.& Mfg	D	-2.89	0.30	BNI	Burlington Northern	A	2.16	0.30
2008-12-01	MO	Altria	D	-2.90	1.40	CPB	Campbell Soup	A	2.16	1.40
2008-12-01	MOT	Motorola Solutions	D	-2.93	0.20					
2008-12-01	MRK	Merck & Co	D	-2.93	0.80					
2008-12-01	MSFT	Microsoft	D	-2.90	4.00					
2008-12-01	MXIM	Maxim Integrated Products	D	-2.92	0.50					
2008-12-01	NEM	Newmont Mining	D	-2.90	0.40	ROH	Rohm & Haas	A	2.26	0.40
2008-12-01	NUE	Nucor	D	-2.94	0.10					
2008-12-01	ORCL	Oracle	D	-2.89	3.80	INTU	Intuit	A	2.13	3.80
2008-12-01	F	Ford Motor	D	-2.95	0.00					
2008-12-01	COP	Conocophillips	D	-2.92	1.30					
2008-12-01	PEG	Public Service Enterprise	D	-2.90	0.80					
2008-12-01	PFE	Pfizer	D	-2.87	0.70	DGX	Quest Diagnostics	A	2.16	0.70
2008-12-01	PG	Procter & Gamble	D	-2.86	1.10	LEG	Leggett & Platt	A	2.16	1.10
2008-12-01		E.ON AG	D	-2.91	0.40					
2008-12-01	PPL	Ppl	D	-2.91	0.30					
2008-12-01	TAP	Molson Coors Brewing	D	-2.88	0.80	PHM	Pultegroup	A	2.14	0.80
2008-12-01	RTN	Raytheon	D	-2.89	0.30					
2008-12-01	T	At&t	D	-2.89	3.00					
2008-12-01	SLB	Schlumberger	D	-2.94	2.10					
2008-12-01	HSH	Hillshire Brands	D	-2.90	0.10					
2008-12-01	SY Y	Sysco	D	-2.90	0.20					



Date	Ticker	Name	R	SM	W (%)	Ticker	Name	R	SM	W (%)
2008-12-01	TJX	Tjx Companies	D	-2.91	0.20					
2008-12-01	TXN	Texas Instruments	D	-2.93	0.90					
2008-12-01	UTX	United Technologies	D	-2.90	1.40					
2008-12-01	WFC	Wells Fargo	C	-1.90	0.40	SCHW	Charles Schwab	A	2.14	0.40
2008-12-01	X	United States Steel	D	-2.98	0.30					
2008-12-01	AZN	Astrazeneca Adr	D	-2.88	0.20					
2008-12-01	XLNX	Xilinx	D	-2.91	0.30					
2008-12-01	INTC	Intel	D	-2.92	1.40					
2008-12-01	NCC	National City Corp	D	-2.99	0.10					
2008-12-01	HSBC	Hsbc Adr	D	-2.90	0.20	PSA	Public Storage	A	2.12	0.20
2008-12-01	FP	Total	D	-2.89	0.60					
2008-12-01	S	Sprint Nextel	D	-2.98	0.50					
2008-12-01	7267	Honda Motor	D	-2.91	0.20					
2008-12-01	CSCO	Cisco Systems	D	-2.91	1.70					
2008-12-01	QWST	Qwest Communications	D	-2.95	0.60					
2008-12-01	MWV	MeadWestvaco	D	-2.94	0.10					
2008-12-01	MRO	Marathon Oil	D	-2.93	0.60					
2008-12-01	QCOM	Qualcomm	D	-2.91	0.20					
2008-12-01	UNH	Unitedhealth	D	-2.94	0.70					
2008-12-01	CAH	Cardinal Health	D	-2.91	0.40					
2008-12-01	PEP	Pepsico	D	-2.88	3.10					
2008-12-01	VIAB	Viacom	D	-2.95	0.10					
2008-12-01	BMY	Bristol-myers Squibb	D	-2.85	1.60					
2008-12-01	BRK.A	Berkshire Hathaway	D	-2.89	0.70	FHN	First Horizon National	B	1.29	0.70
2008-12-01	MCK	Mckesson	D	-2.91	0.20					
2008-12-01	TWX	Time Warner	D	-2.92	1.30					
2008-12-01	BEAM	Beam Inc	D	-2.93	0.30					
2008-12-01	AET	Aetna	D	-2.93	0.50					
2008-12-01	WB	Wachovia	D	-2.99	0.10					
2008-12-01	ENI	Eni	D	-2.90	0.30					
2008-12-01	HIG	The Hartford Financial Services	D	-2.99	0.00					
2008-12-01	XOM	Exxon Mobil	D	-2.87	0.40	SWN	Southwestern Energy	A	2.33	0.40
2008-12-01	TGT	Target	D	-2.91	1.60					
2008-12-01	EXC	Exelon	D	-2.91	1.70					
2008-12-01	ADP	Automatic Data Processing	D	-2.86	1.10					
2008-12-01	CVX	Chevron	D	-2.88	3.20					
2008-12-01	HPQ	Hp	D	-2.88	2.20					
2008-12-01	UPS	United Parcel Service	D	-2.87	0.90					
2008-12-01	NVS	Novartis Adr	D	-2.88	0.00					
2008-12-01	NOVN	Novartis	C	-1.85	0.20					
2008-12-01	RDS.B	Royal Dutch Shell Adr	D	-2.90	0.30					
2008-12-01	RDSB	Royal Dutch Shell	D	-2.86	0.10					
2008-12-01	RDS.A	Royal Dutch Shell Adr	D	-2.90	2.00					
2008-12-01	MDLZ	Mondelez International	D	-2.88	0.70					
2008-12-01	GOOGL	Alphabet	D	-2.93	1.10					
2008-12-01	ARNC	Arconic	D	-2.97	0.00					
2008-12-01	BHGE	Baker Hughes, A Ge	D	-2.95	0.80					
2009-01-01	ABT	Abbott Laboratories	D	-2.85	1.40	CEPH	Cephalon	A	2.22	1.40
2009-01-01	ADI	Analog Devices	D	-2.91	0.10					
2009-01-01	FE	Firstenergy	D	-2.90	0.30					
2009-01-01	8058	Mitsubishi	D	-2.95	0.00					
2009-01-01	RAI	Reynolds American	D	-2.90	0.30					
2009-01-01	HES	Hess	D	-2.93	0.90					
2009-01-01	AIG	American International	D	-3.00	0.00					
2009-01-01	AMAT	Applied Materials	D	-2.91	0.20					
2009-01-01	E	Eni Adr	D	-2.91	0.10					
2009-01-01	RWE	Rwe	D	-2.87	0.40					

Date	Ticker	Name	R	SM	W (%)	Ticker	Name	R	SM	W (%)
2009-01-01	NOKIA	Nokia	D	-2.94	0.60					
2009-01-01	7751	Canon	D	-2.91	0.10					
2009-01-01	APD	Air Products & Chemicals	D	-2.92	0.20					
2009-01-01	PKX	Posco Adr	D	-2.93	0.00					
2009-01-01	SIE	Siemens	D	-2.89	0.30					
2009-01-01	ANTM	Anthem	D	-2.88	0.50	KG	King Pharmaceuticals	B	1.22	0.50
2009-01-01	7203	Toyota Motor	D	-2.94	1.00					
2009-01-01	AVP	Avon Products	D	-2.91	0.80					
2009-01-01	BA	Boeing	D	-2.92	0.20					
2009-01-01	BAC	Bank Of America	D	-2.94	0.40					
2009-01-01	BBY	Best Buy	D	-2.90	0.50					
2009-01-01	CAG	Conagra Brands	D	-2.89	0.20	ADM	Archer Daniels Midland	B	1.31	0.20
2009-01-01	CCL	Carnival	D	-2.90	0.60					
2009-01-01	CM-CSA	Comcast	D	-2.88	0.20	APOL	Apollo Educat Grp	A	2.29	0.20
2009-01-01	MON	Monsanto	D	-2.92	0.60					
2009-01-01	SAP	Sap	D	-2.89	0.50					
2009-01-01	COF	Capital One Financial	D	-2.91	0.60					
2009-01-01	CMI	Cummins	D	-2.94	0.20					
2009-01-01	D	Dominion Resources	D	-2.88	1.10	PCG	Pg&e	B	1.19	1.10
2009-01-01	DE	Deere	D	-2.93	0.60					
2009-01-01	DOW	Dow Chemical	D	-2.93	0.20					
2009-01-01	ENGI	Engie	D	-2.87	0.40					
2009-01-01	NEE	Nextera Energy	D	-2.88	0.00	SO	Southern Vulcan Materials Co	B	1.17	0.00
2009-01-01	GD	General Dynamics	D	-2.90	1.00	VMC		B	1.20	1.00
2009-01-01	GE	General Electric	D	-2.93	3.30					
2009-01-01	HAL	Halliburton	D	-2.94	0.10					
2009-01-01	HOG	Harley-davidson	D	-2.93	0.20					
2009-01-01	IBM	IBM	D	-2.89	1.20	MFE	McAfee	B	1.22	1.20
2009-01-01	ITW	Illinois Tool Works	D	-2.89	0.60	CHRW	C.h.robinson Worldwide	B	1.20	0.60
2009-01-01	JCI	Johnson Controls	D	-2.91	0.50					
2009-01-01	JNJ	Johnson & Johnson	D	-2.86	0.10	GILD	Gilead Sciences	B	1.21	0.10
2009-01-01	K	Kellogg	D	-2.87	0.50	TRV	Travelers Companies	B	1.20	0.50
2009-01-01	KLAC	Kla-tencor	D	-2.92	0.40					
2009-01-01	KMB	Kimberly-clark Taiwan	D	-2.87	0.50	AOC	Aon plc	B	1.19	0.50
2009-01-01	2330	Semiconductor Manufacturing	D	-2.89	1.00					
2009-01-01	LLTC	Linear Technology	D	-2.90	0.40					
2009-01-01	LLY	Eli Lilly	D	-2.89	1.00	DGX	Quest Diagnostics	B	1.20	1.00
2009-01-01	LNC	Lincoln National	D	-2.94	0.10					
2009-01-01	LOW	Lowe's Companies	D	-2.84	1.80	FDO	Family Dollar Stores	A	2.27	1.80
2009-01-01	NOK	Nokia Adr	D	-2.94	0.20					
2009-01-01	LB	L Brands	D	-2.92	0.50					
2009-01-01	LUV	Southwest Airlines	D	-2.91	0.30					
2009-01-01	MAT	Mattel	D	-2.88	0.20	CB	Chubb Corp	B	1.18	0.20
2009-01-01	MCD	Mcdonald's	C	-1.84	0.40	AZO	Autozone	B	1.20	0.40
2009-01-01	ROG	Roche	D	-2.86	2.40					
2009-01-01	MDT	Medtronic	D	-2.91	0.80					
2009-01-01		Minnesota Mng.& Mfg	D	-2.90	0.40	PTV	Pactiv Corp	B	1.19	0.40
2009-01-01	FLEX	Flex	D	-2.96	0.10					
2009-01-01	MO	Altria	D	-2.90	1.10					
2009-01-01	MOT	Motorola Solutions	D	-2.93	0.20					
2009-01-01	MRK	Merck & Co	D	-2.92	0.80					
2009-01-01	MSFT	Microsoft	D	-2.90	3.80					
2009-01-01	MXIM	Maxim Integrated Products	D	-2.92	0.40					
2009-01-01	NEM	Newmont Mining	D	-2.86	0.50	ROH	Rohm & Haas	A	2.23	0.50
2009-01-01	NUE	Nucor	D	-2.91	0.20					
2009-01-01	ORCL	Oracle	D	-2.87	3.00					
2009-01-01	COP	Conocophillips	D	-2.91	1.20					
2009-01-01	PEG	Public Service Enterprise	D	-2.90	0.80					



Date	Ticker	Name	R	SM	W (%)	Ticker	Name	R	SM	W (%)
2009-01-01	PFE	Pfizer	D	-2.84	1.10					
2009-01-01	PG	Procter & Gamble	D	-2.86	1.00					
2009-01-01	PPL	Ppl	D	-2.91	0.30					
2009-01-01	HSBA	Hsbc	D	-2.88	0.60					
2009-01-01	TAP	Molson Coors Brewing	D	-2.86	0.90					
2009-01-01	RTN	Raytheon	D	-2.87	0.30	SHW	Sherwin-williams	B	1.18	0.30
2009-01-01	T	At&t	D	-2.88	3.90					
2009-01-01	SLB	Schlumberger	D	-2.94	2.00					
2009-01-01	HSB	Hillshire Brands	D	-2.89	0.40					
2009-01-01	SYY	Sysco	D	-2.89	0.20					
2009-01-01	TJX	Tjx Companies	D	-2.91	0.20					
2009-01-01	TXN	Texas Instruments	D	-2.92	1.00					
2009-01-01	UNP	Union Pacific	D	-2.91	0.40					
2009-01-01	UTX	United Technologies	D	-2.88	1.60					
2009-01-01	WY	Weyerhaeuser	D	-2.92	0.00					
2009-01-01	X	United States Steel	D	-2.97	0.30					
2009-01-01	AZN	Astrazeneca Adr	D	-2.86	0.30					
2009-01-01	XLNX	Xilinx	D	-2.89	0.30					
2009-01-01	INTC	Intel	D	-2.90	1.60					
2009-01-01	HSBC	Hsbc Adr	D	-2.90	0.10					
2009-01-01	FP	Total	D	-2.89	0.60					
2009-01-01	S	Sprint Nextel	D	-2.99	0.30					
2009-01-01	7267	Honda Motor	D	-2.92	0.20					
2009-01-01	CSCO	Cisco Systems	D	-2.90	1.40					
2009-01-01	QWST	Qwest Communications	D	-2.94	0.70					
2009-01-01	MWV	MeadWestvaco	D	-2.93	0.10					
2009-01-01	MRO	Marathon Oil	D	-2.92	0.70					
2009-01-01	QCOM	Qualcomm	D	-2.89	0.30					
2009-01-01	UNH	Unitedhealth	D	-2.92	0.80					
2009-01-01	CAH	Cardinal Health	D	-2.90	0.30					
2009-01-01	PEP	Pepsico	D	-2.88	2.70					
2009-01-01	JPM	Jpmorgan Chase	D	-2.89	1.30	FHN	First Horizon National	B	1.36	1.30
2009-01-01	BRK.A	Berkshire Hathaway	D	-2.89	0.70	CINF	Cincinnati Financial	B	1.26	0.70
2009-01-01	MCK	Mckesson	D	-2.89	0.30					
2009-01-01	TWX	Time Warner	D	-2.90	1.60					
2009-01-01	AET	Aetna	D	-2.89	0.40					
2009-01-01	ENI	Eni	D	-2.89	0.30					
2009-01-01	C	Citigroup	D	-2.95	0.70					
2009-01-01	TGT	Target	D	-2.90	1.80					
2009-01-01	VZ	Verizon Communications	D	-2.85	2.80					
2009-01-01	EXC	Exelon	D	-2.90	1.80					
2009-01-01	ADP	Automatic Data Processing	D	-2.86	1.10					
2009-01-01	CVX	Chevron	D	-2.88	2.60	SWN	Southwestern Energy	A	2.33	2.60
2009-01-01	HPQ	Hp	D	-2.87	1.70					
2009-01-01	UPS	United Parcel Service	D	-2.87	0.80					
2009-01-01	NVS	Novartis Adr	D	-2.86	0.00					
2009-01-01	NOVN	Novartis	C	-1.86	0.10					
2009-01-01	RDS.B	Royal Dutch Shell Adr	D	-2.89	0.40	SUN	Sunoco	B	1.30	0.40
2009-01-01	RDS.A	Royal Dutch Shell Adr	D	-2.89	2.10	XOM	Exxon Mobil	B	1.21	2.10
2009-01-01	MDLZ	Mondelez International	D	-2.87	0.70					
2009-01-01	GOOGL	Alphabet	D	-2.91	1.30					
2009-01-01	BHGE	Baker Hughes, A Ge	D	-2.94	0.80					
2009-02-02	ADI	Analog Devices	D	-2.91	0.10					
2009-02-02	FE	Firstenergy	D	-2.90	0.30	PNW	Pinnacle West Capital	B	1.20	0.30
2009-02-02	8058	Mitsubishi	D	-2.95	0.00					
2009-02-02	RAI	Reynolds American	D	-2.91	0.30					
2009-02-02	HES	Hess	D	-2.93	1.00					
2009-02-02	AIG	American International	D	-3.00	0.00					

Date	Ticker	Name	R	SM	W (%)	Ticker	Name	R	SM	W (%)
2009-02-02	AMAT	Applied Materials	D	-2.92	0.20					
2009-02-02	E	Eni Adr	D	-2.92	0.10					
2009-02-02	RWE	Rwe	D	-2.88	0.50					
2009-02-02	NOKIA	Nokia	D	-2.94	0.60					
2009-02-02	7751	Canon	D	-2.93	0.10					
2009-02-02	APD	Air Products & Chemicals	D	-2.92	0.20					
2009-02-02	PKX	Posco Adr	D	-2.94	0.00					
2009-02-02	SIE	Siemens	D	-2.91	0.30					
2009-02-02	ANTM	Anthem	D	-2.88	0.60	CEPH	Cephalon	A	2.23	0.60
2009-02-02	7203	Toyota Motor	D	-2.94	1.10					
2009-02-02	AVP	Avon Products	D	-2.93	0.70					
2009-02-02	BA	Boeing	D	-2.92	0.20					
2009-02-02	BAC	Bank Of America	D	-2.97	0.20					
2009-02-02	BBY	Best Buy	D	-2.90	0.50					
2009-02-02	CAG	Conagra Brands	D	-2.88	0.30	ADM	Archer Daniels Midland	B	1.30	0.30
2009-02-02	CCL	Carnival	D	-2.93	0.50					
2009-02-02	CM-CSA	Comcast	D	-2.89	0.20	APOL	Apollo Educat Grp	A	2.33	0.20
2009-02-02	MON	Monsanto	D	-2.91	0.70					
2009-02-02	SAP	Sap	D	-2.88	0.60					
2009-02-02	COF	Capital One Financial	D	-2.95	0.30					
2009-02-02	CMI	Cummins	D	-2.95	0.20					
2009-02-02	D	Dominion Resources	D	-2.87	1.30	PCG	Pg&e	B	1.19	1.30
2009-02-02	DE	Deere	D	-2.94	0.60					
2009-02-02	DOW	Dow Chemical	D	-2.95	0.10					
2009-02-02	ENGI	Engie	D	-2.89	0.40					
2009-02-02	GD	General Dynamics	D	-2.90	1.00					
2009-02-02	GE	General Electric	D	-2.95	2.60					
2009-02-02	HAL	Halliburton	D	-2.95	0.10					
2009-02-02	HOG	Harley-davidson	D	-2.95	0.20					
2009-02-02	IBM	IBM	D	-2.88	1.40	TLAB	Tellabs	B	1.21	1.40
2009-02-02	ITW	Illinois Tool Works	D	-2.90	0.60					
2009-02-02	JCI	Johnson Controls	D	-2.94	0.40					
2009-02-02	JNJ	Johnson & Johnson	D	-2.87	0.10	MYL	Mylan N.V.	B	1.33	0.10
2009-02-02	K	Kellogg	D	-2.87	0.60	HSY	The Hershey	B	1.18	0.60
2009-02-02	KLAC	Kla-tencor	D	-2.93	0.40					
2009-02-02	KMB	Kimberly-clark Taiwan	D	-2.87	0.60	PHM	Pultegroup	B	1.17	0.60
2009-02-02	2330	Semiconductor Manufacturing	D	-2.90	1.10					
2009-02-02	LLTC	Linear Technology	D	-2.89	0.50	ROH	Rohm & Haas	A	2.19	0.50
2009-02-02	LLY	Eli Lilly	D	-2.90	1.10	HUM	Humana	B	1.27	1.10
2009-02-02	LNC	Lincoln National	D	-2.95	0.00					
2009-02-02	LOW	Lowe's Companies	D	-2.87	1.70	FDO	Family Dollar Stores	A	2.29	1.70
2009-02-02	NOK	Nokia Adr	D	-2.95	0.20					
2009-02-02	LB	L Brands	D	-2.94	0.50					
2009-02-02	LUV	Southwest Airlines	D	-2.93	0.30					
2009-02-02	MAT	Mattel	D	-2.91	0.20					
2009-02-02	MCD	Mcdonald's	C	-1.85	0.40	AZO	Autozone	A	2.19	0.40
2009-02-02	ROG	Roche	D	-2.86	2.70					
2009-02-02	MDT	Medtronic	D	-2.90	0.90					
2009-02-02		Minnesota Mng.& Mfg	D	-2.91	0.40					
2009-02-02	FLEX	Flex	D	-2.96	0.10					
2009-02-02	MO	Altria	D	-2.89	1.40	FHN	First Horizon National	B	1.31	1.40
2009-02-02	MOT	Motorola Solutions	D	-2.93	0.20					
2009-02-02	MRK	Merck & Co	D	-2.92	0.80					
2009-02-02	MSFT	Microsoft	D	-2.91	3.80					
2009-02-02	MXIM	Maxim Integrated Products	D	-2.91	0.50					
2009-02-02	NUE	Nucor	D	-2.92	0.20					
2009-02-02	ORCL	Oracle	D	-2.88	3.10	EQT	Eqst	B	1.25	3.10
2009-02-02	COP	Conocophillips	D	-2.92	1.10					
2009-02-02	PFE	Pfizer	D	-2.87	1.00	WYE	Wyeth	B	1.24	1.00
2009-02-02	PG	Procter & Gamble	D	-2.88	1.00	XOM	Exxon Mobil	B	1.21	1.00
2009-02-02	PPL	Ppl	D	-2.91	0.30					
2009-02-02	HSBA	Hsbc	D	-2.91	0.50					

Date	Ticker	Name	R	SM	W (%)	Ticker	Name	R	SM	W (%)
2009-02-02	RTN	Raytheon	D	-2.88	0.30	BLL	Ball	B	1.23	0.30
2009-02-02	T	At&t	D	-2.90	3.80	CINF	Cincinnati Financial	B	1.19	3.80
2009-02-02	SLB	Schlumberger	D	-2.94	2.10	DGX	Quest Diagnostics	B	1.19	0.50
2009-02-02	HSB	Hillshire Brands	D	-2.88	0.50	DRI	Darden Restaurants	B	1.32	0.20
2009-02-02	SYX	Sysco	D	-2.89	0.20					
2009-02-02	TJX	Tjx Companies	D	-2.91	0.20					
2009-02-02	TXN	Texas Instruments	D	-2.92	1.10					
2009-02-02	UNP	Union Pacific	D	-2.91	0.40					
2009-02-02	UTX	United Technologies	D	-2.89	1.50	WM	Waste Management	B	1.20	1.50
2009-02-02	WY	Weyerhaeuser	D	-2.93	0.00					
2009-02-02	X	United States Steel	D	-2.98	0.20					
2009-02-02	AZN	Astrazeneca Adr	D	-2.87	0.30	BIIB	Biogen	B	1.21	0.30
2009-02-02	XLNX	Xilinx	D	-2.90	0.40					
2009-02-02	INTC	Intel	D	-2.91	1.60					
2009-02-02	HSBC	Hsbc Adr	D	-2.92	0.10					
2009-02-02	FP	Total	D	-2.89	0.60					
2009-02-02	S	Sprint Nextel	D	-2.98	0.40					
2009-02-02	7267	Honda Motor	D	-2.91	0.20					
2009-02-02	CSCO	Cisco Systems	D	-2.91	1.40					
2009-02-02	MWV	MeadWestvaco	D	-2.93	0.10					
2009-02-02	MRO	Marathon Oil	D	-2.92	0.80					
2009-02-02	QCOM	Qualcomm	D	-2.90	0.30	SO	Southern	B	1.16	0.30
2009-02-02	CAH	Cardinal Health	D	-2.89	0.40	ABC	Amerisourcebergen	B	1.22	0.40
2009-02-02	PEP	Pepsico	D	-2.89	2.70					
2009-02-02	JPM	Jpmorgan Chase	D	-2.92	1.10					
2009-02-02	ORA	Orange	D	-2.86	1.10					
2009-02-02	BRK.A	Berkshire Hathaway	D	-2.90	0.70	SLM	Slm	B	1.35	0.70
2009-02-02	MCK	Mckesson	D	-2.87	0.30					
2009-02-02	TWX	Time Warner	D	-2.91	1.60					
2009-02-02	AET	Aetna	D	-2.88	0.50	GILD	Gilead Sciences	B	1.21	0.50
2009-02-02	ENI	Eni	D	-2.89	0.30					
2009-02-02	C	Citigroup	D	-2.97	0.40					
2009-02-02	TGT	Target	D	-2.91	1.70					
2009-02-02	DTE	Deutsche Telekom	D	-2.86	0.20					
2009-02-02	EXC	Exelon	D	-2.90	2.00	ED	Consolidated Edison	B	1.18	2.00
2009-02-02	ADP	Automatic Data Processing	D	-2.87	1.10	PTV	Pactiv Corp	B	1.17	1.10
2009-02-02	CVX	Chevron	D	-2.89	2.70	SUN	Sunoco	A	2.30	2.70
2009-02-02	HPQ	Hp	D	-2.88	1.80					
2009-02-02	UPS	United Parcel Service	D	-2.90	0.70	SHW	Sherwin-williams	B	1.14	0.70
2009-02-02	NVS	Novartis Adr	D	-2.89	0.00	MHS	Medco Health Solutions	B	1.20	0.00
2009-02-02	NOVN	Novartis	D	-2.87	0.10					
2009-02-02	RDS.B	Royal Dutch Shell Adr	D	-2.90	0.40					
2009-02-02	RDSB	Royal Dutch Shell	D	-2.85	0.10					
2009-02-02	RDS.A	Royal Dutch Shell Adr	D	-2.90	2.10	TSO	Tesoro	B	1.40	2.10
2009-02-02	MDLZ	Mondelez International	D	-2.87	0.80					
2009-02-02	GOOGL	Alphabet	D	-2.90	1.60					
2009-02-02	BHGE	Baker Hughes, A Ge	D	-2.94	0.90					
2009-03-02	ADI	Analog Devices	D	-2.92	0.10					
2009-03-02	FE	Firstenergy	D	-2.92	0.30					
2009-03-02	8058	Mitsubishi	D	-2.95	0.00					
2009-03-02	RAI	Reynolds American	D	-2.92	0.30					
2009-03-02	HES	Hess	D	-2.94	1.10					
2009-03-02	AIG	American International	D	-3.00	0.00					
2009-03-02	AMAT	Applied Materials	D	-2.92	0.20					
2009-03-02	E	Eni Adr	D	-2.93	0.10					
2009-03-02	RWE	Rwe	D	-2.91	0.40					
2009-03-02	NOKIA	Nokia	D	-2.96	0.50					
2009-03-02	7751	Canon	D	-2.92	0.10					

Date	Ticker	Name	R	SM	W (%)	Ticker	Name	R	SM	W (%)
2009-03-02	APD	Air Products & Chemicals	D	-2.93	0.30					
2009-03-02	PKX	Posco Adr	D	-2.95	0.00					
2009-03-02	SIE	Siemens	D	-2.92	0.30					
2009-03-02	7203	Toyota Motor	D	-2.94	1.30					
2009-03-02	AVP	Avon Products	D	-2.94	0.70					
2009-03-02	BA	Boeing	D	-2.94	0.20					
2009-03-02	BAC	Bank Of America	D	-2.98	0.10					
2009-03-02	CAG	Conagra Brands	D	-2.90	0.30	ADM	Archer Daniels Midland	A	2.28	0.30
2009-03-02	CCL	Carnival	D	-2.93	0.60					
2009-03-02	CM-CSA	Comcast	D	-2.91	0.20					
2009-03-02	MON	Monsanto	D	-2.92	0.70					
2009-03-02	SAP	Sap	D	-2.89	0.60	AN	Autonation	B	1.39	0.60
2009-03-02	COF	Capital One Financial	D	-2.97	0.20					
2009-03-02	CMI	Cummins	D	-2.96	0.20					
2009-03-02	D	Dominion Resources	D	-2.90	1.20					
2009-03-02	DE	Deere	D	-2.96	0.50					
2009-03-02	DOW	Dow Chemical	D	-2.97	0.10					
2009-03-02	ENGI	Engie	D	-2.91	0.30					
2009-03-02	GD	General Dynamics	D	-2.93	0.90					
2009-03-02	GE	General Electric	D	-2.97	2.00					
2009-03-02	HAL	Halliburton	D	-2.95	0.10					
2009-03-02	HOG	Harley-davidson	D	-2.96	0.10					
2009-03-02	ITW	Illinois Tool Works	D	-2.92	0.50					
2009-03-02	JCI	Johnson Controls	D	-2.95	0.40					
2009-03-02	JNJ	Johnson & Johnson	D	-2.89	0.10	CEPH	Cephalon	A	2.18	0.10
2009-03-02	K	Kellogg	D	-2.89	0.60	DHI	D.r. Horton	B	1.23	0.60
2009-03-02	KLAC	Kla-tencor	D	-2.94	0.40					
2009-03-02	KMB	Kimberly-clark	D	-2.88	0.60	PHM	Pultegroup	B	1.14	0.60
2009-03-02	2330	Semiconductor Manufacturing	D	-2.89	1.30	TSO	Tesoro	B	1.33	1.30
2009-03-02	LLTC	Linear Technology	D	-2.91	0.50					
2009-03-02	LLY	Eli Lilly	D	-2.92	0.90					
2009-03-02	LNC	Lincoln National	D	-2.98	0.00					
2009-03-02	LOW	Lowe's Companies	D	-2.89	1.60	FDO	Family Dollar Stores	A	2.29	1.60
2009-03-02	NOK	Nokia Adr	D	-2.96	0.20					
2009-03-02	LB	L Brands	D	-2.95	0.50					
2009-03-02	LUV	Southwest Airlines	D	-2.94	0.20					
2009-03-02	MAT	Mattel	D	-2.91	0.20					
2009-03-02	MCD	Mcdonald's	C	-1.87	0.40	APOL	Apollo Educat Grp	A	2.27	0.40
2009-03-02	ROG	Roche	D	-2.89	2.40	MS	Morgan Stanley	B	1.33	2.40
2009-03-02	MDT	Medtronic	D	-2.92	0.80					
2009-03-02		Minnesota Mng.& Mfg	D	-2.93	0.40					
2009-03-02	FLEX	Flex	D	-2.97	0.10					
2009-03-02	MO	Altria	D	-2.90	1.40	SUN	Sunoco	A	2.21	1.40
2009-03-02	MOT	Motorola Solutions	D	-2.95	0.20					
2009-03-02	MRK	Merck & Co	D	-2.94	0.80					
2009-03-02	MSFT	Microsoft	D	-2.92	4.00					
2009-03-02	MXIM	Maxim Integrated Products	D	-2.92	0.50					
2009-03-02	NUE	Nucor	D	-2.94	0.10					
2009-03-02	ORCL	Oracle	D	-2.89	3.30	AKAM	Akamai Technologies	B	1.29	3.30
2009-03-02	COP	Conocophillips	D	-2.94	1.00					
2009-03-02	PFE	Pfizer	D	-2.90	1.00	DGX	Quest Diagnostics	A	2.17	1.00
2009-03-02	PG	Procter & Gamble	D	-2.89	1.00	ROH	Rohm & Haas	A	2.20	1.00
2009-03-02	PPL	Ppl	D	-2.92	0.30					
2009-03-02	HSBA	Hsbc	D	-2.93	0.50					
2009-03-02	RTN	Raytheon	D	-2.91	0.30					
2009-03-02	T	At&t	D	-2.91	4.00					
2009-03-02	SLB	Schlumberger	D	-2.95	2.20					
2009-03-02	HSH	Hillshire Brands	D	-2.91	0.40					
2009-03-02	SYY	Sysco	D	-2.90	0.30					
2009-03-02	TJX	Tjx Companies	D	-2.90	0.20					
2009-03-02	TXN	Texas Instruments	D	-2.93	1.10					
2009-03-02	UNP	Union Pacific	D	-2.93	0.40					

Date	Ticker	Name	R	SM	W (%)	Ticker	Name	R	SM	W (%)
2009-03-02	UTX	United Technologies	D	-2.91	1.50					
2009-03-02	WMT	Wal-mart Stores	D	-2.87	0.60	AZO	Autozone	A	2.20	0.60
2009-03-02	WY	Weyerhaeuser	D	-2.94	0.00					
2009-03-02	X	United States Steel	D	-2.99	0.20					
2009-03-02	AZN	Astrazeneca Adr	D	-2.90	0.30	MYL	Mylan N.V.	B	1.34	0.30
2009-03-02	XLNX	Xilinx	D	-2.90	0.40					
2009-03-02	INTC	Intel	D	-2.92	1.70					
2009-03-02	HSBC	Hsbc Adr	D	-2.94	0.10					
2009-03-02	FP	Total	D	-2.90	0.70	DRI	Darden Restaurants	B	1.32	0.70
2009-03-02	S	Sprint Nextel	D	-2.98	0.60					
2009-03-02	7267	Honda Motor	D	-2.90	0.30	AMZN	Amazon.com	B	1.29	0.30
2009-03-02	CSCO	Cisco Systems	D	-2.91	1.60					
2009-03-02	MWV	MeadWestvaco	D	-2.95	0.10					
2009-03-02	MRO	Marathon Oil	D	-2.94	0.70					
2009-03-02	QCOM	Qualcomm	D	-2.90	0.30					
2009-03-02	CAH	Cardinal Health	D	-2.91	0.40					
2009-03-02	PEP	Pepsico	D	-2.89	3.00	HRB	H.& R.block	A	2.20	3.00
2009-03-02	JPM	Jpmorgan Chase	D	-2.93	1.10					
2009-03-02	ORA	Orange	D	-2.86	1.30	SVU	Supervalu	B	1.28	1.30
2009-03-02	BRK.A	Berkshire Hathaway	D	-2.91	0.70					
2009-03-02	TWX	Time Warner	D	-2.93	1.50					
2009-03-02	ENI	Eni	D	-2.91	0.30					
2009-03-02	C	Citigroup	D	-2.99	0.20					
2009-03-02	TGT	Target	D	-2.92	1.80					
2009-03-02	DTE	Deutsche Telekom	D	-2.86	0.30	NTRS	Northern Trust	B	1.24	0.30
2009-03-02	ADP	Automatic Data Processing	D	-2.86	1.20	BLL	Ball	B	1.23	1.20
2009-03-02	CVX	Chevron	D	-2.91	2.60					
2009-03-02	HPQ	Hp	D	-2.90	1.70	CSC	Computer Sciences	B	1.23	1.70
2009-03-02	UPS	United Parcel Service	D	-2.91	0.70					
2009-03-02	NVS	Novartis Adr	D	-2.91	0.00					
2009-03-02	NOVN	Novartis	D	-2.89	0.10	WFM	Whole Foods Market	B	1.24	0.10
2009-03-02	RDS.B	Royal Dutch Shell Adr	D	-2.92	0.30					
2009-03-02	RDSB	Royal Dutch Shell	D	-2.87	0.10	KSS	Kohl's	B	1.23	0.10
2009-03-02	RDS.A	Royal Dutch Shell Adr	D	-2.92	2.00					
2009-03-02	MDLZ	Mondelez International	D	-2.89	0.70	PNW	Pinnacle West Capital	A	2.15	0.70
2009-03-02	BHGE	Baker Hughes, A Ge	D	-2.95	0.90					
2009-04-01	ADI	Analog Devices	D	-2.91	0.10					
2009-04-01	FE	Firstenergy	D	-2.92	0.30					
2009-04-01	8058	Mitsubishi	D	-2.94	0.00					
2009-04-01	RAI	Reynolds American	D	-2.91	0.30					
2009-04-01	AIG	American International	D	-3.00	0.00					
2009-04-01	E	Eni Adr	D	-2.92	0.10					
2009-04-01	RWE	Rwe	D	-2.89	0.40	ROH	Rohm & Haas	A	2.29	0.40
2009-04-01		Bayer	D	-2.90	0.10	MS	Morgan Stanley	B	1.43	0.10
2009-04-01	NOKIA	Nokia	D	-2.95	0.60					
2009-04-01	7751	Canon	D	-2.91	0.10					
2009-04-01	CS	Axa	D	-2.94	0.20					
2009-04-01	SIE	Siemens	D	-2.91	0.20					
2009-04-01	GLE	Societe Generale	D	-2.93	0.10					
2009-04-01	AVP	Avon Products	D	-2.93	0.80					
2009-04-01	BA	Boeing	D	-2.93	1.00					
2009-04-01	BAC	Bank Of America	D	-2.97	0.70					
2009-04-01	CCL	Carnival	D	-2.91	0.60					
2009-04-01	CM- CSA	Comcast	D	-2.90	0.20	DRI	Darden Restaurants	A	2.43	0.20
2009-04-01	SAP	Sap	D	-2.89	0.50	FCX	Freeport-mcmoran	B	1.39	0.50
2009-04-01	COF	Capital One Financial	D	-2.96	0.30					
2009-04-01	CMI	Cummins	D	-2.94	0.30					
2009-04-01	D	Dominion Resources	D	-2.89	1.10	PNW	Pinnacle West Capital	A	2.16	1.10
2009-04-01	DE	Deere	D	-2.94	0.70					

Date	Ticker	Name	R	SM	W (%)	Ticker	Name	R	SM	W (%)
2009-04-01	DOW	Dow Chemical	D	-2.96	0.10					
2009-04-01	FITB	Fifth Third Bancorp	D	-2.99	0.00					
2009-04-01	ENGI	Engie	D	-2.91	0.40					
2009-04-01	GD	General Dynamics	D	-2.93	1.00					
2009-04-01	GE	General Electric	D	-2.96	1.30					
2009-04-01	HAL	Halliburton	D	-2.95	0.10					
2009-04-01	HOG	Harley-davidson	D	-2.95	0.20					
2009-04-01	ITW	Illinois Tool Works	D	-2.91	0.60					
2009-04-01	JCI	Johnson Controls	D	-2.93	0.50					
2009-04-01	JNJ	Johnson & Johnson	D	-2.88	0.10	MYL	Mylan N.V.	A	2.39	0.10
2009-04-01	K	Kellogg	D	-2.89	0.50	ADM	Archer Daniels Midland	A	2.31	0.50
2009-04-01	KLAC	Kla-tencor	D	-2.93	0.50					
2009-04-01	KMB	Kimberly-clark	D	-2.88	0.40	TSN	Tyson Foods	B	1.37	0.40
2009-04-01	KO	Coca-cola	D	-2.89	0.70	DHI	D.r. Horton	B	1.28	0.70
2009-04-01	LLTC	Linear Technology	D	-2.90	0.50	JAVA	Sun Microsystems	B	1.47	0.50
2009-04-01	LLY	Eli Lilly	D	-2.91	1.00					
2009-04-01	LOW	Lowe's Companies	D	-2.87	1.30	FDO	Family Dollar Stores	A	2.35	1.30
2009-04-01	NOK	Nokia Adr	D	-2.95	0.20					
2009-04-01	LB	L Brands	D	-2.93	0.60					
2009-04-01	LUV	Southwest Airlines	D	-2.93	0.30					
2009-04-01	MAT	Mattel	D	-2.91	0.20					
2009-04-01	MCD	Mcdonald's	D	-2.86	0.40	AZO	Autozone	A	2.24	0.40
2009-04-01	ROG	Roche	D	-2.87	2.10	JWN	Nordstrom	B	1.37	2.10
2009-04-01	MDT	Medtronic	D	-2.91	1.20					
2009-04-01	MHFI	McGraw Hill Fin	D	-2.92	0.10					
2009-04-01		Minnesota Mng.& Mfg	D	-2.91	0.30					
2009-04-01	FLEX	Flex	D	-2.96	0.20					
2009-04-01	MRK	Merck & Co	D	-2.93	0.90					
2009-04-01	MSFT	Microsoft	D	-2.90	4.50	MU	Micron Technology	B	1.41	4.50
2009-04-01	NSC	Norfolk Southern	D	-2.92	0.20					
2009-04-01	NUE	Nucor	D	-2.92	0.20					
2009-04-01	COP	Conocophillips	D	-2.93	1.70					
2009-04-01	PFE	Pfizer	D	-2.88	1.10	WYE	Wyeth	A	2.24	1.10
2009-04-01	PG	Procter & Gamble	D	-2.89	1.00	VFC	Vf	B	1.24	1.00
2009-04-01	PNC	Pnc Financial Services	D	-2.94	0.10					
2009-04-01	PPL	Ppl	D	-2.91	0.30					
2009-04-01	HSBA	Hsbc	D	-2.92	0.10					
2009-04-01	TAP	Molson Coors Brewing	D	-2.88	0.70	HRL	Hormel Foods	B	1.21	0.70
2009-04-01	RTN	Raytheon	D	-2.90	0.30					
2009-04-01	T	At&t	D	-2.89	4.60	EQ	Embarq	B	1.25	4.60
2009-04-01	SLB	Schlumberger	D	-2.94	2.20					
2009-04-01	HSB	Hillshire Brands	D	-2.90	0.40					
2009-04-01	TXT	Textron	D	-2.99	0.30					
2009-04-01	UNP	Union Pacific	D	-2.92	0.60					
2009-04-01	UTX	United Technologies	D	-2.90	1.30					
2009-04-01	WMT	Wal-mart Stores	D	-2.86	0.40	AN	Autonation	B	1.55	0.40
2009-04-01	WY	Weyerhaeuser	D	-2.92	0.00					
2009-04-01	X	United States Steel	D	-2.98	0.50					
2009-04-01	XRX	Xerox	D	-2.96	0.10					
2009-04-01	AZN	Astrazeneca Adr	D	-2.88	0.30	AGN	Allergan	B	1.27	0.30
2009-04-01	LMT	Lockheed Martin	D	-2.91	0.90					
2009-04-01	HSBC	Hsbc Adr	D	-2.94	0.10					
2009-04-01	FP	Total	D	-2.89	0.60	WFM	Whole Foods Market	B	1.36	0.60
2009-04-01	CSCO	Cisco Systems	D	-2.89	1.30	SNDK	Sandisk Corp	B	1.39	1.30
2009-04-01	MRO	Marathon Oil	D	-2.92	0.70					
2009-04-01	DAI	Daimler	D	-2.96	0.10					
2009-04-01	CAH	Cardinal Health	D	-2.91	0.20					
2009-04-01	PEP	Pepsico	D	-2.88	2.90	HSY	The Hershey	B	1.19	2.90
2009-04-01	JPM	Jpmorgan Chase	D	-2.91	0.60					
2009-04-01	ORA	Orange	D	-2.86	1.10	GS	Goldman Sachs	B	1.35	1.10
2009-04-01	BRK.A	Berkshire Hathaway	D	-2.90	0.70					
2009-04-01	ENI	Eni	D	-2.91	0.20					
2009-04-01	C	Citigroup	D	-2.98	0.30					
2009-04-01	TGT	Target	D	-2.90	2.20					
2009-04-01	DTE	Deutsche Telekom	D	-2.86	0.20	AMZN	Amazon.com	B	1.35	0.20



Date	Ticker	Name	R	SM	W (%)	Ticker	Name	R	SM	W (%)
2009-04-01	VZ	Verizon Communications	D	-2.85	2.90	CTL	Centurylink	B	1.22	2.90
2009-04-01	PM	Philip Morris International	D	-2.89	4.10	PHM	Pultegroup	B	1.19	4.10
2009-04-01	ADP	Automatic Data Processing	D	-2.85	1.00	CVG	Convergys	B	1.34	1.00
2009-04-01	CVX	Chevron	D	-2.89	1.30	SUN	Sunoco	A	2.18	1.30
2009-04-01	HPQ	Hp	D	-2.88	1.80	AKAM	Akamai Technologies	B	1.36	1.80
2009-04-01	UPS	United Parcel Service	D	-2.88	0.90	BLL	Ball	B	1.26	0.90
2009-04-01	NVS	Novartis Adr	D	-2.90	0.00	LIFE	Life Technologies	B	1.25	0.00
2009-04-01	NOVN	Novartis	D	-2.88	0.10	TSO	Tesoro	B	1.33	0.10
2009-04-01	RDS.B	Royal Dutch Shell Adr	D	-2.91	0.30					
2009-04-01	RDSB	Royal Dutch Shell	D	-2.86	0.10	CF	Cf Industries	B	1.31	0.10
2009-04-01	RDS.A	Royal Dutch Shell Adr	D	-2.91	2.00					
2009-04-01	MDLZ	Mondelez International	D	-2.89	0.90	LO	Lorillard	B	1.19	0.90
2009-04-01	BHGE	Baker Hughes, A Ge	D	-2.95	0.90					
2009-05-01	ABT	Abbott Laboratories	D	-2.88	0.90	MYL	Mylan N.V.	A	2.38	0.90
2009-05-01	ADI	Analog Devices	D	-2.90	0.10					
2009-05-01	FE	Firstenergy	D	-2.92	0.30					
2009-05-01	AIG	American International	D	-3.00	0.00					
2009-05-01	E	Eni Adr	D	-2.91	0.10					
2009-05-01	RWE	Rwe	D	-2.89	0.40	MU	Micron Technology	A	2.48	0.40
2009-05-01		Bayer	D	-2.89	0.10	GS	Goldman Sachs	A	2.41	0.10
2009-05-01		Nokia	D	-2.94	0.70					
2009-05-01	NOKIA									
2009-05-01	7751	Canon	D	-2.90	0.10					
2009-05-01	CS	Axa	D	-2.91	0.20					
2009-05-01	SIE	Siemens	D	-2.89	0.30	AKAM	Akamai Technologies	A	2.40	0.30
2009-05-01	AVP	Avon Products	D	-2.91	0.90					
2009-05-01	BA	Boeing	D	-2.92	1.10					
2009-05-01	BAC	Bank Of America	D	-2.96	0.80					
2009-05-01	CM-CSA	Comcast	D	-2.88	0.20	AN	Autonation	A	2.69	0.20
2009-05-01	SAP	Sap	D	-2.88	0.50	TSO	Tesoro	A	2.39	0.50
2009-05-01	COF	Capital One Financial	D	-2.95	0.30					
2009-05-01	D	Dominion Resources	D	-2.89	1.00	CMS	Cms Energy	A	2.23	1.00
2009-05-01	DE	Deere	D	-2.92	0.80					
2009-05-01	DOW	Dow Chemical	D	-2.93	0.10					
2009-05-01	FITB	Fifth Third Bancorp	D	-2.99	0.00					
2009-05-01	ENGI	Engie	D	-2.90	0.40	CCE	Coca-Cola Enterprises	A	2.37	0.40
2009-05-01	GD	General Dynamics	D	-2.91	1.10					
2009-05-01	GE	General Electric	D	-2.94	1.50					
2009-05-01	HAL	Halliburton	D	-2.94	0.10					
2009-05-01	ITW	Illinois Tool Works	D	-2.90	0.60	GR	Goodrich	A	2.28	0.60
2009-05-01	JNJ	Johnson & Johnson	D	-2.88	0.10	LIFE	Life Technologies	A	2.29	0.10
2009-05-01	K	Kellogg	D	-2.87	0.50	F	Ford Motor	A	2.75	0.50
2009-05-01	KLAC	Kla-tencor	D	-2.90	0.60					
2009-05-01	KMB	Kimberly-clark	D	-2.87	0.40	DHI	D.r. Horton	A	2.35	0.40
2009-05-01	KO	Coca-cola	D	-2.89	0.60	GT	Goodyear Tire & Rubber	B	1.54	0.60
2009-05-01	LLTC	Linear Technology	D	-2.90	0.40					
2009-05-01	LLY	Eli Lilly	D	-2.91	0.90					
2009-05-01	NOK	Nokia Adr	D	-2.94	0.20					
2009-05-01	LUV	Southwest Airlines	D	-2.93	0.30					
2009-05-01	MAT	Mattel	D	-2.89	0.20	TSN	Tyson Foods	B	1.40	0.20
2009-05-01	MCD	Mcdonald's	D	-2.87	0.30	DRI	Darden Restaurants	A	2.44	0.30
2009-05-01	ROG	Roche	D	-2.88	1.80	NVDA	Nvidia	A	2.33	1.80
2009-05-01		Minnesota Mng.& Mfg	D	-2.90	0.30		Fidelity National Information Services	A	2.24	0.30

Date	Ticker	Name	R	SM	W (%)	Ticker	Name	R	SM	W (%)
2009-05-01	MRK	Merck & Co	D	-2.93	0.80					
2009-05-01	NSC	Norfolk Southern	D	-2.92	0.20					
2009-05-01	COP	Conocophillips	D	-2.93	1.60					
2009-05-01	PEG	Public Service Enterprise	D	-2.84	0.90	SRE	Sempra Energy	A	2.21	0.90
2009-05-01	PFE	Pfizer	D	-2.88	1.00	AGN	Allergan	A	2.25	1.00
2009-05-01	PG	Procter & Gamble	D	-2.89	0.90	NWL	Newell Brands	B	1.40	0.90
2009-05-01	PNC	Pnc Financial Services	D	-2.92	0.10					
2009-05-01	PPL	Ppl	D	-2.91	0.30					
2009-05-01	HSBA	Hsbc	D	-2.90	0.10					
2009-05-01	TAP	Molson Coors Brewing	D	-2.87	0.80	KBH	Kb Home	B	1.36	0.80
2009-05-01	RTN	Raytheon	D	-2.89	0.30	CTAS	Cintas	A	2.24	0.30
2009-05-01	T	At&t	D	-2.89	4.30	EQ	Embarq	A	2.25	4.30
2009-05-01	HSB	Hillshire Brands	D	-2.90	0.40					
2009-05-01	SYX	Sysco	D	-2.83	0.20	WFM	Whole Foods Market	A	2.43	0.20
2009-05-01	TXT	Textron	D	-2.98	0.40					
2009-05-01	UNP	Union Pacific	D	-2.90	0.60					
2009-05-01	UTX	United Technologies	D	-2.89	1.40	BLL	Ball	A	2.23	1.40
2009-05-01	WMT	Wal-mart Stores	D	-2.87	0.30	AMZN	Amazon.com	A	2.38	0.30
2009-05-01	X	United States Steel	D	-2.98	0.60					
2009-05-01	XRX	Xerox	D	-2.94	0.10					
2009-05-01	AZN	Astrazeneca Adr	D	-2.88	0.20	WYE	Wyeth	A	2.24	0.20
2009-05-01	LMT	Lockheed Martin	D	-2.89	1.00	OI	Owens Illinois Rg	B	1.42	1.00
2009-05-01	HSBC	Hsbc Adr	D	-2.93	0.20					
2009-05-01	FP	Total	D	-2.89	0.60	GLW	Corning	A	2.30	0.60
2009-05-01	DAI	Daimler	D	-2.94	0.20					
2009-05-01	UNH	Unitedhealth	D	-2.87	0.60	BIIB	Biogen	A	2.20	0.60
2009-05-01	CAH	Cardinal Health	D	-2.90	0.20	FDO	Family Dollar Stores	A	2.34	0.20
2009-05-01	PEP	Pepsico	D	-2.89	2.50	CTX	Centex Corp	B	1.33	2.50
2009-05-01	BMX	Bristol-myers Squibb	D	-2.85	0.70	DGX	Quest Diagnostics	A	2.19	0.70
2009-05-01	ORA	Orange	D	-2.86	1.00	NBL	Noble Energy	A	2.30	1.00
2009-05-01	BRK.A	Berkshire Hathaway	D	-2.90	0.70	MS	Morgan Stanley	A	2.47	0.70
2009-05-01	AET	Aetna	D	-2.88	0.30	THC	Tenet Healthcare	B	1.44	0.30
2009-05-01	ENI	Eni	D	-2.90	0.20	NTAP	Netapp	A	2.30	0.20
2009-05-01	C	Citigroup	D	-2.98	0.30					
2009-05-01	DTE	Deutsche Telekom	D	-2.87	0.20	KSS	Kohl's	A	2.28	0.20
2009-05-01	PM	Philip Morris International	D	-2.89	3.90	PBG	Pepsi Bottling	B	1.32	3.90
2009-05-01	EXC	Exelon	D	-2.86	1.70	PCG	Pg&e	A	2.18	1.70
2009-05-01	ADP	Automatic Data Processing	D	-2.85	0.90	JBL	Jabil Circuit	B	1.42	0.90
2009-05-01	CVX	Chevron	D	-2.89	1.20	DNR	Denbury Resources	A	2.50	1.20
2009-05-01	HPQ	Hp	D	-2.87	1.80	JAVA	Sun Microsystems	A	2.54	1.80
2009-05-01	NVS	Novartis Adr	D	-2.90	0.00	ISRG	Intuitive Surgical	B	1.28	0.00
2009-05-01	NOVN	Novartis	D	-2.88	0.10	CTSH	Cognizant Technology Solutions	A	2.28	0.10
2009-05-01	RDS.B	Royal Dutch Shell Adr	D	-2.90	0.30					
2009-05-01	RDSB	Royal Dutch Shell	D	-2.86	0.10	IRM	Iron Mountain	A	2.28	0.10
2009-05-01	RDS.A	Royal Dutch Shell Adr	D	-2.90	1.90					
2009-05-01	MDLZ	Mondelez International	D	-2.89	0.90	VFC	Vf	B	1.25	0.90
2009-05-01	BHGE	Baker Hughes, A Ge	D	-2.93	1.00					
2009-06-01	ABT	Abbott Laboratories	D	-2.87	0.90	CI	Cigna	A	2.44	0.90
2009-06-01	FE	Firstenergy	D	-2.92	0.30					
2009-06-01	RWE	Rwe	D	-2.88	0.40	GNW	Genworth Financial	A	3.00	0.40
2009-06-01	AMGN	Amgen	D	-2.87	0.20	MYL	Mylan N.V.	A	2.39	0.20
2009-06-01		Bayer	D	-2.88	0.10	PRU	Prudential Financial	A	2.58	0.10
2009-06-01	7751	Canon	D	-2.90	0.10					
2009-06-01	D	Dominion Resources	D	-2.89	1.00	AES	Aes	A	2.36	1.00
2009-06-01	ENGI	Engie	D	-2.89	0.40	FCX	Freeport-mcmoran	A	2.58	0.40



Date	Ticker	Name	R	SM	W (%)	Ticker	Name	R	SM	W (%)
2009-06-01	JNJ	Johnson & Johnson	D	-2.87	0.10	CVH	Coventry Health Care	A	2.38	0.10
2009-06-01	K	Kellogg	D	-2.87	0.50	F	Ford Motor	A	2.81	0.50
2009-06-01	LLY	Eli Lilly	D	-2.90	0.90					
2009-06-01	LUV	Southwest Airlines	D	-2.93	0.20					
2009-06-01	ROG	Roche	D	-2.88	1.70	MS	Morgan Stanley	A	2.54	1.70
2009-06-01	MRK	Merck & Co	D	-2.92	0.80					
2009-06-01	NSC	Norfolk Southern	D	-2.91	0.20					
2009-06-01	COP	Conocophillips	D	-2.92	1.70					
2009-06-01	PFE	Pfizer	D	-2.87	1.00	LIFE	Life Technologies	A	2.31	1.00
2009-06-01	PG	Procter & Gamble	D	-2.88	0.90	GT	Goodyear Tire & Rubber	A	2.58	0.90
2009-06-01	RTN	Raytheon	D	-2.89	0.30	OI	Owens Illinois Rg	A	2.50	0.30
2009-06-01	T	At&t	D	-2.90	3.80	EQ	Embarq	A	2.28	3.80
2009-06-01	HSB	Hillshire Brands	D	-2.89	0.40	TSN	Tyson Foods	A	2.50	0.40
2009-06-01	SYT	Sysco	D	-2.83	0.20	WYN	Wyndham Worldwide	A	2.71	0.20
2009-06-01	WMT	Wal-mart Stores	D	-2.87	0.30	AN	Autonation	A	2.67	0.30
2009-06-01	XRZ	Xerox	D	-2.93	0.10					
2009-06-01	CAH	Cardinal Health	D	-2.89	0.20	JWN	Nordstrom	A	2.48	0.20
2009-06-01	PEP	Pepsico	D	-2.88	2.50	HAR	Harman Ind Inc	A	2.35	2.50
2009-06-01	BMZ	Bristol-myers Squibb	D	-2.85	0.70	BSX	Boston Scientific	A	2.29	0.70
2009-06-01	ORA	Orange	D	-2.86	0.90	MU	Micron Technology	A	2.52	0.90
2009-06-01	AET	Aetna	D	-2.85	0.30	HSP	Hospira	A	2.27	0.30
2009-06-01	C	Citigroup	D	-2.97	0.40					
2009-06-01	DTE	Deutsche Telekom	D	-2.88	0.20	SNDK	Sandisk Corp	A	2.50	0.20
2009-06-01	EXC	Exelon	D	-2.86	1.70	CMS	Cms Energy	A	2.22	1.70
2009-06-01	CVX	Chevron	D	-2.89	1.10	DNR	Denbury Resources	A	2.54	1.10
2009-06-01	HPQ	Hp	D	-2.87	1.70	JAVA	Sun Microsystems	A	2.54	1.70
2009-06-01	NVS	Novartis Adr	D	-2.89	0.00	WYE	Wyeth	A	2.25	0.00
2009-06-01	NOVN	Novartis	D	-2.89	0.10	AKS	Ak Steel	A	2.49	0.10
2009-06-01	MDLZ	Mondelez International	D	-2.87	0.90	PBG	Pepsi Bottling	A	2.34	0.90
2009-07-01	ABT	Abbott Laboratories	D	-2.86	1.10	THC	Tenet Healthcare	A	2.53	1.10
2009-07-01	FE	Firstenergy	D	-2.92	0.50					
2009-07-01	RWE	Rwe	D	-2.88	0.50	GNW	Genworth Financial	A	3.00	0.50
2009-07-01		Bayer	D	-2.89	0.10	F	Ford Motor	A	2.78	0.10
2009-07-01	ENGI	Engie	D	-2.90	0.60	IP	International Paper	A	2.62	0.60
2009-07-01	JNJ	Johnson & Johnson	D	-2.87	0.30	CI	Cigna	A	2.46	0.30
2009-07-01	LLY	Eli Lilly	D	-2.90	0.70					
2009-07-01	LUV	Southwest Airlines	D	-2.93	0.20					
2009-07-01	ROG	Roche	D	-2.87	1.60	AKS	Ak Steel	A	2.61	1.60
2009-07-01	RTN	Raytheon	D	-2.89	0.30	OI	Owens Illinois Rg	A	2.50	0.30
2009-07-01	T	At&t	D	-2.90	4.10	CTL	Centurylink	A	2.20	4.10
2009-07-01	SYT	Sysco	D	-2.84	0.10	AN	Autonation	A	2.70	0.10
2009-07-01	TXT	Textron	D	-2.86	0.30	MAS	Masco	A	2.43	0.30
2009-07-01	WMT	Wal-mart Stores	D	-2.84	0.40	WYN	Wyndham Worldwide	A	2.70	0.40
2009-07-01	ABX	Barrick Gold	C	-1.87	0.60	LNC	Lincoln National	A	2.58	0.60
2009-07-01	CAH	Cardinal Health	D	-2.91	0.10					
2009-07-01	BMZ	Bristol-myers Squibb	D	-2.84	0.40	CVH	Coventry Health Care	A	2.40	0.40
2009-07-01	ORA	Orange	D	-2.87	0.70	PRU	Prudential Financial	A	2.55	0.70
2009-07-01	TWX	Time Warner	D	-2.92	1.30					
2009-07-01	C	Citigroup	D	-2.98	0.30					
2009-07-01	DTE	Deutsche Telekom	D	-2.88	0.00	GT	Goodyear Tire & Rubber	A	2.54	0.00
2009-07-01	NOVN	Novartis	D	-2.88	0.10	JAVA	Sun Microsystems	A	2.54	0.10
2009-08-03	ABT	Abbott Laboratories	D	-2.87	0.90	THC	Tenet Healthcare	A	2.78	0.90
2009-08-03	FE	Firstenergy	D	-2.92	0.50					
2009-08-03	AIG	American International	D	-2.94	0.00					
2009-08-03	RWE	Rwe	D	-2.88	0.50	F	Ford Motor	A	3.00	0.50
2009-08-03		Bayer	D	-2.87	0.10	GNW	Genworth Financial	A	3.00	0.10
2009-08-03	ENGI	Engie	D	-2.90	0.50	GT	Goodyear Tire & Rubber	A	2.85	0.50

Date	Ticker	Name	R	SM	W (%)	Ticker	Name	R	SM	W (%)
2009-08-03	JNJ	Johnson & Johnson	D	-2.86	0.30	CI	Cigna	A	2.53	0.30
2009-08-03	LLY	Eli Lilly	D	-2.90	0.70					
2009-08-03	LOW	Lowe's Companies	C	-1.82	1.10	AN	Autonation	A	2.82	1.10
2009-08-03	PNC	Pnc Financial Services	D	-2.88	0.10	FITB	Fifth Third Bancorp	A	3.00	0.10
2009-08-03	RTN	Raytheon	D	-2.88	0.30	MAS	Masco	A	2.63	0.30
2009-08-03	SYY	Sysco	D	-2.83	0.10	WYN	Wyndham Worldwide	A	2.81	0.10
2009-08-03	WMT	Wal-mart Stores	D	-2.84	0.40	JWN	Nordstrom	A	2.59	0.40
2009-08-03	FP	Total	C	-1.84	0.50	IP	International Paper	A	2.78	0.50
2009-08-03	CAH	Cardinal Health	D	-2.90	0.10					
2009-08-03	C	Citigroup	D	-2.98	0.30					
2009-08-03	DTE	Deutsche Telekom	D	-2.87	0.00	LNC	Lincoln National	A	2.75	0.00
2009-09-01	FE	Firstenergy	D	-2.91	0.60					
2009-09-01	HES	Hess	D	-2.88	0.40	DNR	Denbury Resources	A	2.43	0.40
2009-09-01	NOKIA	Nokia	D	-2.86	0.50	FITB	Fifth Third Bancorp	A	3.00	0.50
2009-09-01	2498	Htc	C	-1.89	0.20	GNW	Genworth Financial	A	3.00	0.20
2009-09-01	LLY	Eli Lilly	D	-2.91	0.70					
2009-09-01	NOK	Nokia Adr	C	-1.86	0.20	MU	Micron Technology	A	2.69	0.20
2009-09-01	NEM	Newmont Mining	C	-1.86	0.40	IP	International Paper	A	2.89	0.40
2009-09-01	PPL	Ppl	C	-1.86	0.30	AES	Aes	A	2.45	0.30
2009-09-01	RTN	Raytheon	D	-2.88	0.30	MAS	Masco	A	2.62	0.30
2009-09-01	LMT	Lockheed Martin	D	-2.85	0.70	JBL	Jabil Circuit	A	2.58	0.70
2009-09-01	S	Sprint Nextel	C	-1.89	0.10	CTL	Centurylink	A	2.21	0.10
2009-09-01	ABX	Barrick Gold	C	-1.83	0.50	HIG	The Hartford Financial Services	A	2.97	0.50
2009-10-01	HES	Hess	D	-2.85	0.40	PXD	Pioneer Natural Resources	A	2.48	0.40
2009-10-01	MON	Monsanto	C	-1.86	0.40	F	Ford Motor	A	2.92	0.40
2009-10-01	2498	Htc	D	-2.89	0.20	FITB	Fifth Third Bancorp	A	3.00	0.20
2009-10-01	LLY	Eli Lilly	D	-2.91	0.60					
2009-10-01	NOK	Nokia Adr	C	-1.85	0.20	MU	Micron Technology	A	2.74	0.20
2009-10-01	NEM	Newmont Mining	C	-1.86	0.40	IP	International Paper	A	2.87	0.40
2009-10-01	PPL	Ppl	C	-1.85	0.20	AES	Aes	A	2.47	0.20
2009-10-01	ERICB	Ericsson	C	-1.85	0.20	THC	Tenet Healthcare	A	3.00	0.20
2009-11-02	AMGN	Amgen	C	-1.86	0.20	THC	Tenet Healthcare	A	2.98	0.20
2009-11-02	NOKIA	Nokia	D	-2.87	0.60	FITB	Fifth Third Bancorp	A	3.00	0.60
2009-11-02	MON	Monsanto	C	-1.88	0.30	F	Ford Motor	A	3.00	0.30
2009-11-02	NEE	Nextera Energy	C	-1.86	0.00	AES	Aes	A	2.45	0.00
2009-11-02	2498	Htc	D	-2.89	0.20	HIG	The Hartford Financial Services	A	3.00	0.20
2009-11-02	LOW	Lowe's Companies	C	-1.86	0.80	WYN	Wyndham Worldwide	A	2.97	0.80
2009-11-02	PEG	Public Service Enterprise	C	-1.85	0.60	CEG	Constellation Energy	A	2.34	0.60
2009-11-02	PPL	Ppl	C	-1.86	0.20	TEG	Integrys Energy	A	2.29	0.20
2009-11-02	ERICB	Ericsson	C	-1.84	0.30	GNW	Genworth Financial	A	3.00	0.30
2009-11-02	LMT	Lockheed Martin	D	-2.86	0.70	JBL	Jabil Circuit	A	2.72	0.70
2009-11-02	QCOM	Qualcomm	C	-1.86	0.40	SNDK	Sandisk Corp	A	2.65	0.40
2009-11-02	VZ	Verizon Communications	D	-2.84	1.70	FTR	Frontier Communications	A	2.22	1.70
2009-11-02	EXC	Exelon	C	-1.85	1.30	TE	Teco Energy	A	2.28	1.30
2009-12-01	AMGN	Amgen	C	-1.85	0.20	THC	Tenet Healthcare	A	2.88	0.20
2009-12-01	NOKIA	Nokia	D	-2.86	0.60	IP	International Paper	A	3.00	0.60
2009-12-01	BK	Bank Of New York Mellon	C	-1.85	0.50	FITB	Fifth Third Bancorp	A	3.00	0.50
2009-12-01	MON	Monsanto	C	-1.85	0.40	F	Ford Motor	A	3.00	0.40
2009-12-01	NEE	Nextera Energy	C	-1.85	0.00	AES	Aes	A	2.45	0.00
2009-12-01	2498	Htc	D	-2.88	0.20	HIG	The Hartford Financial Services	A	3.00	0.20
2009-12-01	LOW	Lowe's Companies	C	-1.84	0.90	WYN	Wyndham Worldwide	A	3.00	0.90
2009-12-01	PEG	Public Service Enterprise	C	-1.84	0.60	CEG	Constellation Energy	A	2.35	0.60
2009-12-01	ERICB	Ericsson	C	-1.86	0.20	GNW	Genworth Financial	A	3.00	0.20

Date	Ticker	Name	R	SM	W (%)	Ticker	Name	R	SM	W (%)
2009-12-01	7267	Honda Motor	C	-1.85	0.40	SCN	Prologis	A	2.98	0.40
2009-12-01	QCOM	Qualcomm	C	-1.84	0.40	MU	Micron Technology	A	2.77	0.40
2009-12-01	EXC	Exelon	C	-1.84	1.30	TEG	Integrays Energy	A	2.33	1.30
2010-01-01	AMGN	Amgen	C	-1.85	0.20	THC	Tenet Healthcare	A	3.00	0.20
2010-01-01	NOKIA	Nokia	D	-2.86	0.60	IP	International Paper	A	3.00	0.60
2010-01-01	BK	Bank Of New York Mellon	C	-1.85	0.50	FITB	Fifth Third Bancorp	A	3.00	0.50
2010-01-01	SAP	Sap	C	-1.84	0.30	SCN	Prologis	A	3.00	0.30
2010-01-01	NEE	Nextera Energy	C	-1.85	0.00	AES	Aes	A	2.45	0.00
2010-01-01	2498	Htc	D	-2.88	0.10	F	Ford Motor	A	3.00	0.10
2010-01-01	ERICB	Ericsson	C	-1.86	0.40	MU	Micron Technology	A	3.00	0.40
2010-01-01	LMT	Lockheed Martin	D	-2.84	0.70	JBL	Jabil Circuit	A	2.92	0.70
2010-01-01	ORA	Orange	C	-1.84	0.30	HIG	The Hartford Financial Services	A	3.00	0.30
2010-01-01	EXC	Exelon	C	-1.84	1.30	CEG	Constellation Energy	A	2.38	1.30
2010-02-01	E	Eni Adr	C	-1.86	0.10	PXD	Pioneer Natural Resources	A	2.63	0.10
2010-02-01	AMGN	Amgen	C	-1.84	0.20	THC	Tenet Healthcare	A	3.00	0.20
2010-02-01	CS	Axa	C	-1.87	0.20	HIG	The Hartford Financial Services	A	3.00	0.20
2010-02-01	NEE	Nextera Energy	C	-1.86	0.00	AES	Aes	A	2.44	0.00
2010-02-01	2498	Htc	D	-2.90	0.10	GNW	Genworth Financial	A	3.00	0.10
2010-02-01	ERICB	Ericsson	C	-1.83	0.40	WYN	Wyndham Worldwide	A	3.00	0.40
2010-02-01	JPM	Jpmorgan Chase	C	-1.86	0.80	FITB	Fifth Third Bancorp	A	3.00	0.80
2010-02-01	ORA	Orange	C	-1.85	0.30	IP	International Paper	A	2.97	0.30
2010-02-01	PM	Philip Morris International	C	-1.85	3.40	F	Ford Motor	A	3.00	3.40
2010-02-01	RDS.B	Royal Dutch Shell Adr	C	-1.85	0.30	NBR	Nabors Industries	A	2.46	0.30
2010-02-01	RDSB	Royal Dutch Shell	C	-1.85	0.30	SCN	Prologis	A	2.95	0.30
2010-03-01	E	Eni Adr	C	-1.86	0.10	PXD	Pioneer Natural Resources	A	2.65	0.10
2010-03-01	AMGN	Amgen	C	-1.85	0.20	THC	Tenet Healthcare	A	2.98	0.20
2010-03-01	APD	Air Products & Chemicals	C	-1.86	0.30	IP	International Paper	A	2.99	0.30
2010-03-01	CS	Axa	C	-1.87	0.20	SNDK	Sandisk Corp	A	3.00	0.20
2010-03-01	NEE	Nextera Energy	C	-1.87	0.00	CEG	Constellation Energy	A	2.38	0.00
2010-03-01	2498	Htc	D	-2.89	0.10	GNW	Genworth Financial	A	3.00	0.10
2010-03-01	ITW	Illinois Tool Works	C	-1.85	0.60	JBL	Jabil Circuit	A	2.82	0.60
2010-03-01	LLY	Eli Lilly	C	-1.85	0.60	ISRG	Intuitive Surgical	A	2.70	0.60
2010-03-01	SAN	Banco Santander Adr	C	-1.88	0.10	FITB	Fifth Third Bancorp	A	3.00	0.10
2010-03-01	ERICB	Ericsson	C	-1.83	0.40	WYN	Wyndham Worldwide	A	3.00	0.40
2010-03-01	HSBC	Hsbc Adr	C	-1.87	0.20	HIG	The Hartford Financial Services	A	3.00	0.20
2010-03-01	ABX	Barrick Gold	C	-1.87	0.50	MU	Micron Technology	A	2.96	0.50
2010-03-01	DO	Diamond Offshore Drilling	C	-1.86	0.40	FTI	Fmc Technologies	A	2.47	0.40
2010-03-01	VZ	Verizon Communications	C	-1.86	1.30	FTR	Frontier Communications	A	2.24	1.30
2010-03-01	PM	Philip Morris International	C	-1.84	3.50	F	Ford Motor	A	3.00	3.50
2010-03-01	RDS.B	Royal Dutch Shell Adr	C	-1.86	0.30	NBR	Nabors Industries	A	2.44	0.30
2010-03-01	RDS.A	Royal Dutch Shell Adr	C	-1.85	1.80	APC	Anadarko Petroleum	A	2.43	1.80
2010-04-01	E	Eni Adr	C	-1.85	0.10	PXD	Pioneer Natural Resources	A	2.81	0.10
2010-04-01	DVN	Devon Energy	C	-1.86	0.40	FTI	Fmc Technologies	A	2.54	0.40
2010-04-01	APD	Air Products & Chemicals	C	-1.85	0.30	IP	International Paper	A	3.00	0.30
2010-04-01	CS	Axa	C	-1.86	0.20	SNDK	Sandisk Corp	A	3.00	0.20
2010-04-01	MON	Monsanto	D	-2.86	0.30	F	Ford Motor	A	3.00	0.30
2010-04-01	NEE	Nextera Energy	D	-2.86	0.00	OKE	Oneok	A	2.43	0.00
2010-04-01	2498	Htc	D	-2.88	0.20	HIG	The Hartford Financial Services	A	3.00	0.20

Date	Ticker	Name	R	SM	W (%)	Ticker	Name	R	SM	W (%)
2010-04-01	ITW	Illinois Tool Works	C	-1.84	0.60	JBL	Jabil Circuit	A	2.86	0.60
2010-04-01	LLY	Eli Lilly	C	-1.84	0.50	THC	Tenet Healthcare	A	3.00	0.50
2010-04-01	PFE	Pfizer	C	-1.86	0.80	CI	Cigna	A	2.70	0.80
2010-04-01	PPL	Ppl	D	-2.86	0.10	TEG	Integrys Energy	A	2.40	0.10
2010-04-01	SAN	Banco Santander Adr	C	-1.87	0.20	FITB	Fifth Third Bancorp	A	3.00	0.20
2010-04-01	HSBC	Hsbc Adr	C	-1.87	0.10	LNC	Lincoln National	A	3.00	0.10
2010-04-01	QCOM	Qualcomm	D	-2.86	0.40	MU	Micron Technology	A	3.00	0.40
2010-04-01	ABX	Barrick Gold	C	-1.87	0.50	GNW	Genworth Financial	A	3.00	0.50
2010-04-01	DO	Diamond Offshore Drilling	C	-1.86	0.50	APC	Anadarko Petroleum	A	2.46	0.50
2010-04-01	EXC	Exelon	D	-2.85	1.10	CEG	Constellation Energy Cameron	A	2.39	1.10
2010-04-01	RDS.B	Royal Dutch Shell Adr	C	-1.85	0.30	CAM	International Corp.	A	2.44	0.30
2010-04-01	RDS.A	Royal Dutch Shell Adr	C	-1.84	1.80	BJS	BJ Services Co	A	2.42	1.80
2010-05-03	ABT	Abbott Laboratories	C	-1.85	1.30	THC	Tenet Healthcare	A	3.00	1.30
2010-05-03	FE	Firstenergy	D	-2.87	0.50	OKE	Oneok	A	2.46	0.50
2010-05-03	E	Eni Adr	C	-1.86	0.10	PXD	Pioneer Natural Resources	A	2.91	0.10
2010-05-03	RWE	Rwe	C	-1.85	0.20	LNC	Lincoln National	A	3.00	0.20
2010-05-03	DVN	Devon Energy	C	-1.85	0.40	FTI	Fmc Technologies	A	2.56	0.40
2010-05-03	BNP	Bnp Paribas	C	-1.85	0.30	HIG	The Hartford Financial Services	A	3.00	0.30
2010-05-03	APD	Air Products & Chemicals	C	-1.85	0.40	IP	International Paper	A	3.00	0.40
2010-05-03	MON	Monsanto	D	-2.88	0.30	F	Ford Motor	A	3.00	0.30
2010-05-03	LLY	Eli Lilly	C	-1.84	0.50	ISRG	Intuitive Surgical	A	2.73	0.50
2010-05-03	ROG	Roche	C	-1.85	0.90	GNW	Genworth Financial	A	3.00	0.90
2010-05-03	MRK	Merck & Co	C	-1.86	2.90	MYL	Mylan N.V.	A	2.64	2.90
2010-05-03	PFE	Pfizer	C	-1.86	0.80	CVH	Coventry Health Care	A	2.48	0.80
2010-05-03	PPL	Ppl	D	-2.87	0.10	TEG	Integrys Energy	A	2.42	0.10
2010-05-03	SAN	Banco Santander Adr	C	-1.89	0.20	FITB	Fifth Third Bancorp	A	3.00	0.20
2010-05-03	HSBC	Hsbc Adr	C	-1.87	0.10	HBAN	Huntington Bancshares	A	3.00	0.10
2010-05-03	FP	Total	C	-1.85	0.30	WYN	Wyndham Worldwide	A	3.00	0.30
2010-05-03	QCOM	Qualcomm	D	-2.87	0.30	JDSU	JDS Uniphase Corporation	A	3.00	0.30
2010-05-03	DO	Diamond Offshore Drilling	C	-1.88	0.40	SII	Smith International	A	2.42	0.40
2010-05-03	ENI	Eni	C	-1.85	0.20	SCN	Prologis	A	3.00	0.20
2010-05-03	VZ	Verizon Communications	D	-2.84	0.60	CTL	Centurylink	A	2.22	0.60
2010-05-03	EXC	Exelon	D	-2.85	1.10	AES	Aes	A	2.41	1.10
2010-05-03	GOOGL	Alphabet	C	-1.86	1.50	SNDK	Sandisk Corp	A	3.00	1.50
2010-05-03	ARNC	Arconic	C	-1.87	0.00	CLF	Cliffs Natural Resources	A	2.82	0.00
2010-06-01	ABT	Abbott Laboratories	C	-1.86	1.30	THC	Tenet Healthcare	A	2.87	1.30
2010-06-01	FE	Firstenergy	D	-2.88	0.50	OKE	Oneok	A	2.39	0.50
2010-06-01	E	Eni Adr	D	-2.89	0.10	PXD	Pioneer Natural Resources	A	2.85	0.10
2010-06-01	RWE	Rwe	C	-1.86	0.20	GNW	Genworth Financial	A	3.00	0.20
2010-06-01	DVN	Devon Energy	C	-1.87	0.40	FTI	Fmc Technologies	A	2.40	0.40
2010-06-01	BNP	Bnp Paribas	C	-1.87	0.30	HBAN	Huntington Bancshares	A	2.97	0.30
2010-06-01	APD	Air Products & Chemicals	C	-1.87	0.40	IP	International Paper	A	2.91	0.40
2010-06-01	SPLS	Staples	C	-1.86	0.40	WYN	Wyndham Worldwide	A	3.00	0.40
2010-06-01	MON	Monsanto	D	-2.91	0.20	SNDK	Sandisk Corp	A	3.00	1.40
2010-06-01	IBM	IBM Taiwan	C	-1.85	1.40	LNC	Lincoln National	A	2.85	0.40
2010-06-01	2330	Semiconductor Manufacturing	C	-1.85	0.40					

Date	Ticker	Name	R	SM	W (%)	Ticker	Name	R	SM	W (%)
2010-06-01	LLY	Eli Lilly	C	-1.86	0.50	MYL	Mylan N.V.	A	2.55	0.50
2010-06-01	ROG	Roche	C	-1.86	1.00	WHR	Whirlpool	A	2.85	1.00
2010-06-01	MRK	Merck & Co	C	-1.86	3.10	MIL	Millipore	A	2.40	3.10
2010-06-01	PFE	Pfizer	C	-1.88	0.80	HSP	Hospira	A	2.39	0.80
2010-06-01	PPL	Ppl	D	-2.87	0.10	CEG	Constellation Energy	A	2.37	0.10
2010-06-01	TAP	Molson Coors Brewing	D	-2.87	0.70	F	Ford Motor	A	3.00	0.70
2010-06-01	SAN	Banco Santander Adr	C	-1.91	0.10	FITB	Fifth Third Bancorp	A	3.00	0.10
2010-06-01	WMT	Wal-mart Stores	C	-1.85	0.30	WYNN	Wynn Resorts	A	2.88	0.30
2010-06-01	HSBC	Hsbc Adr	C	-1.88	0.10	HIG	The Hartford Financial Services	A	3.00	0.10
2010-06-01	FP	Total	C	-1.86	0.30	JWN	Nordstrom	A	2.84	0.30
2010-06-01	7267	Honda Motor	C	-1.86	0.40	PRU	Prudential Financial	A	2.84	0.40
2010-06-01	QCOM	Qualcomm	D	-2.88	0.40	MU	Micron Technology	A	2.85	0.40
2010-06-01	UNH	Unitedhealth	C	-1.86	0.50	LIFE	Life Technologies	A	2.39	0.50
2010-06-01	DO	Diamond Offshore Drilling	D	-2.91	0.40					
2010-06-01	ENI	Eni	D	-2.86	0.20	WFM	Whole Foods Market	A	2.80	0.20
2010-06-01	VZ	Verizon Communications	D	-2.86	0.60	PCS	T-Mobile US Inc.	A	2.26	0.60
2010-06-01	EXC	Exelon	D	-2.87	1.00	TEG	Integrus Energy	A	2.37	1.00
2010-06-01	GOOGL	Alphabet	C	-1.87	1.50	JDSU	JDS Uniphase Corporation	A	2.81	1.50
2010-06-01	ARNC	Arconic	C	-1.89	0.00	TIE	Titanium Metals	A	2.69	0.00
2010-07-01	ABT	Abbott Laboratories	C	-1.86	1.50	THC	Tenet Healthcare	A	2.80	1.50
2010-07-01	ADI	Analog Devices	C	-1.85	0.10	SNDK	Sandisk Corp	A	3.00	0.10
2010-07-01	FE	Firstenergy	D	-2.88	0.50	OKE	Oneok	A	2.39	0.50
2010-07-01	E	Eni Adr	D	-2.89	0.10	PXD	Pioneer Natural Resources	A	2.81	0.10
2010-07-01	RWE	Rwe	C	-1.87	0.20	SCN	Prologis	A	2.75	0.20
2010-07-01	AMGN	Amgen	D	-2.86	0.20	HSP	Hospira	A	2.45	0.20
2010-07-01	DVN	Devon Energy	C	-1.87	0.40	FTI	Fmc Technologies	A	2.44	0.40
2010-07-01	NOKIA	Nokia	D	-2.91	0.40					
2010-07-01	BNP	Bnp Paribas	D	-2.88	0.30	HST	Host Hotels & Resorts	A	2.66	0.30
2010-07-01	7751	Canon	C	-1.88	0.10	PFG	Principal Financial International	A	2.66	0.10
2010-07-01	APD	Air Products & Chemicals	C	-1.87	0.40	IP	Paper Apartment	A	2.93	0.40
2010-07-01	CS	Axa	D	-2.88	0.10	AIV	Investment & Management	A	2.65	0.10
2010-07-01	SPLS	Staples	C	-1.88	0.60	WYN	Wyndham Worldwide	A	3.00	0.60
2010-07-01	GLE	Societe Generale	D	-2.90	0.20	AXP	American Express	A	2.64	0.20
2010-07-01	7203	Toyota Motor	D	-2.86	0.50	AFL	Aflac	A	2.63	0.50
2010-07-01	AVP	Avon Products	D	-2.88	0.80	F	Ford Motor	A	3.00	0.80
2010-07-01	BK	Bank Of New York Mellon	C	-1.87	0.60	FITB	Fifth Third Bancorp	A	3.00	0.60
2010-07-01	CAG	Conagra Brands	C	-1.85	0.30	TSN	Tyson Foods	A	2.62	0.30
2010-07-01	CL	Colgate-palmolive	C	-1.85	0.30	NWL	Newell Brands	A	2.53	0.30
2010-07-01	MON	Monsanto	D	-2.91	0.60					
2010-07-01	CVS	Cvs Health	C	-1.87	0.70	WYNN	Wynn Resorts	A	2.82	0.70
2010-07-01	ENGI	Engie	D	-2.88	0.70	DISCA	Discovery Communications	A	2.59	0.70
2010-07-01	GE	General Electric	C	-1.88	0.80	MAS	Masco	A	2.49	0.80
2010-07-01	STT	State Street	D	-2.90	0.20	HIG	The Hartford Financial Services	A	3.00	0.20
2010-07-01	HRB	H.& R.block	C	-1.89	0.10	WFM	Whole Foods Market	A	2.72	0.10
2010-07-01	KMB	Kimberly-clark Taiwan	C	-1.85	0.20	HAR	Harman Ind Inc	A	2.53	0.20
2010-07-01	2330	Semiconductor Manufacturing	C	-1.84	0.40	STI	Suntrust Banks	A	2.57	0.40
2010-07-01	LLTC	Linear Technology	C	-1.85	0.50	JDSU	JDS Uniphase Corporation	A	2.73	0.50
2010-07-01	LLY	Eli Lilly	C	-1.85	0.50	MIL	Millipore	A	2.40	0.50
2010-07-01	NOK	Nokia Adr	D	-2.91	0.10					
2010-07-01	LB	L Brands	C	-1.87	0.30	JWN	Nordstrom	A	2.70	0.30
2010-07-01	ROG	Roche	C	-1.87	0.40	CCE	Coca-Cola Enterprises	A	2.56	0.40



Date	Ticker	Name	R	SM	W (%)	Ticker	Name	R	SM	W (%)
2010-07-01	MRK	Merck & Co	C	-1.86	3.40	LIFE	Life Technologies	A	2.37	3.40
2010-07-01	PFE	Pfizer	C	-1.88	0.30	ESRX	Express Scripts Holding	A	2.35	0.30
2010-07-01	PG	Procter & Gamble	C	-1.85	0.40	DPS	Dr Pepper Snapple	A	2.52	0.40
2010-07-01	SAN	Banco Santander Adr	D	-2.90	0.30	GNW	Genworth Financial	A	3.00	0.30
2010-07-01	X	United States Steel	C	-1.91	0.40	TIE	Titanium Metals	A	2.71	0.40
2010-07-01	BP	Bp	D	-2.92	0.50					
2010-07-01	INTC	Intel	C	-1.87	1.40	CRM	Salesforce.com	A	2.66	1.40
2010-07-01	HSBC	Hsbc Adr	D	-2.88	0.20	HBAN	Huntington Bancshares	A	2.89	0.20
2010-07-01	FP	Total	C	-1.87	0.30	KMX	Carmax	A	2.54	0.30
2010-07-01	7267	Honda Motor	C	-1.88	0.40	FD	Macy's	A	2.54	0.40
2010-07-01	QCOM	Qualcomm	D	-2.89	0.60	RHT	Red Hat	A	2.62	0.60
2010-07-01	UNH	Unitedhealth	C	-1.87	0.40	VAR	Varian Medical Systems	A	2.31	0.40
2010-07-01	ORA	Orange	D	-2.87	0.20	TER	Teradyne	A	2.54	0.20
2010-07-01	MCO	Moody's	D	-2.89	0.30	PRU	Prudential Financial	A	2.80	0.30
2010-07-01	DO	Diamond Offshore Drilling	D	-2.90	0.50					
2010-07-01	ENI	Eni	D	-2.87	0.20	AAPL	Apple	A	2.53	0.20
2010-07-01	C	Citigroup	C	-1.88	0.40	LCN	Lincoln National	A	2.79	0.40
2010-07-01	VZ	Verizon Communications	D	-2.85	0.50	PCS	T-Mobile US Inc.	A	2.25	0.50
2010-07-01	EXC	Exelon	D	-2.87	0.60	TEG	Integrus Energy	A	2.36	0.60
2010-07-01	SAN	Banco Santander	D	-2.88	1.60	AMZN	Amazon.com	A	2.53	1.60
2010-07-01	CNQ	Canadian Natural Resources	C	-1.85	0.10	EXPE	Expedia	A	2.52	0.10
2010-07-01	MDLZ	Mondelez International	C	-1.85	1.20	HOG	Harley-davidson	A	2.45	1.20
2010-07-01	GOOGL	Alphabet	C	-1.88	2.00	NTAP	Netapp	A	2.61	2.00
2010-07-01	ARNC	Arconic	C	-1.90	0.00	EMN	Eastman Chemical	A	2.49	0.00
2010-08-02	ABT	Abbott Laboratories	C	-1.85	1.40	HSP	Hospira	A	2.41	1.40
2010-08-02	ADI	Analog Devices	C	-1.84	0.10	SNDK	Sandisk Corp	A	3.00	0.10
2010-08-02	FE	Firstenergy	D	-2.87	0.50	OKE	Oneok	A	2.44	0.50
2010-08-02	HES	Hess	D	-2.86	0.40	FTI	Fmc Technologies	A	2.53	0.40
2010-08-02	AMAT	Applied Materials	D	-2.87	0.50	CRM	Salesforce.com	A	2.77	0.50
2010-08-02	E	Eni Adr	D	-2.87	0.10	CAM	Cameron International Corp.	A	2.41	0.10
2010-08-02	RWE	Rwe	D	-2.87	0.20	CCE	Coca-Cola Enterprises	A	2.62	0.20
2010-08-02	AMGN	Amgen	D	-2.85	0.20	ESRX	Express Scripts Holding	A	2.35	0.20
2010-08-02	DVN	Devon Energy	C	-1.86	0.40	SII	Smith International	A	2.38	0.40
2010-08-02	NOKIA	Nokia	D	-2.90	0.40	DFS	Discover Financial Services	A	2.54	0.40
2010-08-02	7751	Canon	C	-1.86	0.10	CMA	Comerica	A	2.53	0.10
2010-08-02	APD	Air Products & Chemicals	D	-2.85	0.40	TIE	Titanium Metals	A	2.92	0.40
2010-08-02	CS	Axa	D	-2.86	0.10	TMK	Torchmark	A	2.53	0.10
2010-08-02	SPLS	Staples	D	-2.87	0.60	WYNN	Wynn Resorts	A	2.97	0.60
2010-08-02	7203	Toyota Motor	D	-2.86	0.50	VNO	Vornado Realty Trust	A	2.50	0.50
2010-08-02	BAC	Bank Of America	D	-2.88	1.40	HBAN	Huntington Bancshares	A	3.00	1.40
2010-08-02	BBY	Best Buy	C	-1.88	0.40	WFM	Whole Foods Market	A	2.79	0.40
2010-08-02	BK	Bank Of New York Mellon	D	-2.87	0.50	HIG	The Hartford Financial Services	A	3.00	0.50
2010-08-02	CAG	Conagra Brands	C	-1.85	0.30	TSN	Tyson Foods	A	2.67	0.30
2010-08-02	CCL	Carnival	C	-1.86	0.60	DISCA	Discovery Communications	A	2.64	0.60
2010-08-02	CL	Colgate-palmolive	C	-1.85	0.20	HAR	Harman Ind Inc	A	2.57	0.20
2010-08-02	MON	Monsanto	D	-2.89	0.60	DPS	Dr Pepper Snapple	A	2.53	0.60
2010-08-02	COF	Capital One Financial	C	-1.85	0.60	SCN	Prologis	A	2.83	0.60
2010-08-02	CVS	Cvs Health	D	-2.86	0.60	KMX	Carmax	A	2.58	0.60
2010-08-02	RRD	R.r.donnelleys&sons	D	-2.87	0.20	CAT	Caterpillar	A	2.53	0.20
2010-08-02	ENGI	Engie	D	-2.86	0.70	MTB	M&t Bank	A	2.49	0.70



Date	Ticker	Name	R	SM	W (%)	Ticker	Name	R	SM	W (%)
2010-08-02	GE	General Electric	C	-1.86	0.80	PTV	Pactiv Corp	A	2.47	0.80
2010-08-02	STT	State Street	D	-2.88	0.20	AFL	Aflac	A	2.74	0.20
2010-08-02	GLW	Corning	C	-1.85	1.00	NTAP	Netapp	A	2.71	1.00
2010-08-02	HD	The Home Depot	C	-1.87	1.20	AMZN	Amazon.com	A	2.57	1.20
2010-08-02	HRB	H.& R.block	D	-2.89	0.10	MAR	Marriott International	A	2.48	0.10
2010-08-02	JNJ	Johnson & Johnson	D	-2.85	0.40	VAR	Varian Medical Systems	A	2.33	0.40
2010-08-02	K	Kellogg	C	-1.85	0.20	MJN	Mead Johnson Nutrition	A	2.34	0.20
2010-08-02	2330	Taiwan Semiconductor Manufacturing	C	-1.84	0.40	VTR	Ventas	A	2.48	0.40
2010-08-02	LLY	Eli Lilly	C	-1.84	0.50	HUM	Humana	A	2.30	0.50
2010-08-02	LOW	Lowe's Companies	C	-1.87	0.40	BIG	Big Lots	A	2.45	0.40
2010-08-02	NOK	Nokia Adr	D	-2.90	0.10	RHT	Red Hat	A	2.69	0.10
2010-08-02	LB	L Brands	C	-1.85	0.30	TWC	Time Warner Cable Inc.	A	2.44	0.30
2010-08-02	LUV	Southwest Airlines	C	-1.85	0.30	SHLD	Sears	A	2.39	0.30
2010-08-02	ROG	Roche	D	-2.88	0.30	EQR	Equity Residential	A	2.47	0.30
2010-08-02	MHFI	McGraw Hill Fin	D	-2.86	0.20	HST	Host Hotels & Resorts	A	2.73	0.20
2010-08-02	MRK	Merck & Co	C	-1.86	3.10	ZBH	Zimmer Biomet	A	2.28	3.10
2010-08-02	MXIM	Maxim Integrated Products	D	-2.86	0.20	AAPL	Apple	A	2.56	0.20
2010-08-02	NSC	Norfolk Southern	C	-1.84	0.30	GR	Goodrich	A	2.46	0.30
2010-08-02	COP	Conocophillips	C	-1.84	2.70	NBL	Noble Energy	A	2.35	2.70
2010-08-02	PFE	Pfizer	D	-2.87	0.20	SYK	Stryker	A	2.25	0.20
2010-08-02	PG	Procter & Gamble	C	-1.84	0.30	HAS	Hasbro	A	2.34	0.30
2010-08-02	SAN	Banco Santander Adr	D	-2.87	0.30	STI	Suntrust Banks	A	2.66	0.30
2010-08-02	TXN	Texas Instruments	C	-1.85	1.20	TDC	Teradata	A	2.48	1.20
2010-08-02	AKZA	Akzo Nobel	C	-1.84	0.20	BXP	Boston Properties	A	2.45	0.20
2010-08-02	WM	Waste Management	C	-1.84	0.30	FLS	Flowserve	A	2.45	0.30
2010-08-02	X	United States Steel	C	-1.89	0.40	BTU	Peabody Energy Corp	A	2.32	0.40
2010-08-02	BP.	Bp	D	-2.89	0.60	AVB	Avalonbay Communities	A	2.44	0.60
2010-08-02	INTC	Intel	C	-1.85	1.40	LXK	Lexmark Intl	A	2.44	1.40
2010-08-02	LMT	Lockheed Martin	C	-1.85	0.90	FDX	Fedex	A	2.41	0.90
2010-08-02	FP	Total	D	-2.86	0.30	TROW	T Rowe Price	A	2.40	0.30
2010-08-02	7267	Honda Motor	D	-2.86	0.40	EMC	EMC Corp	A	2.38	0.40
2010-08-02	CBS	Cbs	C	-1.85	0.40	ABC	Amerisourcebergen	A	2.37	0.40
2010-08-02	QCOM	Qualcomm	D	-2.87	0.70	NVLS	Novellus Systems	A	2.43	0.70
2010-08-02	UNH	Unitedhealth	C	-1.85	0.40	GENZ	Genzyme General Fidelity National Information Services	A	2.24	0.40
2010-08-02	ORA	Orange	D	-2.85	0.30	DIS	Walt Disney	A	2.38	0.30
2010-08-02	TWX	Time Warner	C	-1.84	0.90	SPG	Simon Property	A	2.37	0.90
2010-08-02	MCO	Moody's	D	-2.87	0.40	HCP	Hcp	A	2.60	0.40
2010-08-02	DO	Diamond Offshore Drilling	D	-2.90	0.50	AMP	Ameriprise Financial	A	2.38	0.50
2010-08-02	ENI	Eni	D	-2.86	0.20	YUM	Yum Brands	A	2.59	0.20
2010-08-02	C	Citigroup	C	-1.87	0.40	TEG	Integrays Energy	A	2.31	0.40
2010-08-02	TGT	Target	C	-1.85	1.40	APH	Amphenol	A	2.40	1.40
2010-08-02	EXC	Exelon	D	-2.86	0.70	AKAM	Akamai Technologies	A	2.40	0.70
2010-08-02	UPS	United Parcel Service	C	-1.84	0.30	BF.B	Brown-forman	A	2.40	0.30
2010-08-02	CNQ	Canadian Natural Resources	C	-1.85	0.10	ROST	Ross Stores	A	2.38	0.10
2010-08-02	MDLZ	Mondelez International	C	-1.84	1.10	BRCM	Broadcom Corp	A	2.29	1.10
2010-08-02	FOXA	Twenty-first Century Fox	C	-1.86	0.20	ECL	Ecolab	A	2.31	0.20
2010-08-02	GOOGL	Alphabet	C	-1.87	2.00	HSP	Hospira	A	2.39	2.00
2010-08-02	ARNC	Arconic	D	-2.89	0.00	FTI	Fmc Technologies	A	2.27	0.00
2010-09-01	ABT	Abbott Laboratories	C	-1.85	1.50	CRM	Salesforce.com	A	2.41	1.50
2010-09-01	HES	Hess	D	-2.87	0.40	WMB	Williams Companies	A	2.53	0.40
2010-09-01	AMAT	Applied Materials	D	-2.88	0.50			A	2.88	0.50
2010-09-01	E	Eni Adr	D	-2.87	0.10			A	2.32	0.10

Date	Ticker	Name	R	SM	W (%)	Ticker	Name	R	SM	W (%)
2010-09-01	RWE	Rwe	D	-2.87	0.20	CCE	Coca-Cola Enterprises	A	2.63	0.20
2010-09-01	AMGN	Amgen	D	-2.86	0.20	ESRX	Express Scripts Holding	A	2.33	0.20
2010-09-01	DVN	Devon Energy	D	-2.86	0.40	EP	El Paso Corporation	A	2.31	0.40
2010-09-01	NOKIA	Nokia	D	-2.90	0.40					
2010-09-01	7751	Canon	C	-1.87	0.10	EQR	Equity Residential	A	2.48	0.10
2010-09-01	CS	Axa	D	-2.88	0.10	VTR	Ventas	A	2.47	0.10
2010-09-01	SPLS	Staples	D	-2.88	0.50	WYNN	Wynn Resorts	A	2.89	0.50
2010-09-01	7203	Toyota Motor	D	-2.87	0.40	AVB	Avalonbay Communities	A	2.45	0.40
2010-09-01	BAC	Bank Of America	D	-2.89	1.30	HBAN	Huntington Bancshares	A	2.89	1.30
2010-09-01	BBY	Best Buy	D	-2.89	0.40	WFM	Whole Foods Market	A	2.72	0.40
2010-09-01	BK	Bank Of New York Mellon	D	-2.87	0.60	AFL	Aflac	A	2.72	0.60
2010-09-01	CAG	Conagra Brands	C	-1.86	0.30	TSN	Tyson Foods	A	2.63	0.30
2010-09-01	CCL	Carnival	C	-1.87	0.50	DISCA	Discovery Communications	A	2.63	0.50
2010-09-01	CL	Colgate-palmolive	C	-1.86	0.20	DPS	Dr Pepper Snapple	A	2.53	0.20
2010-09-01	MON	Monsanto	D	-2.90	0.60	MJN	Mead Johnson Nutrition	A	2.34	0.60
2010-09-01	CSX	Csx	C	-1.85	1.30	CAT	Caterpillar	A	2.51	1.30
2010-09-01	COF	Capital One Financial	C	-1.86	0.60	HST	Host Hotels & Resorts	A	2.67	0.60
2010-09-01	CVS	Cvs Health	D	-2.88	0.60	AMZN	Amazon.com	A	2.63	0.60
2010-09-01	RRD	R.r.donnelleys&sons	D	-2.89	0.20	PTV	Pactiv Corp	A	2.50	0.20
2010-09-01	ENGI	Engie	D	-2.86	0.70	BXP	Boston Properties	A	2.45	0.70
2010-09-01	GD	General Dynamics	D	-2.88	1.20	GR	Goodrich	A	2.45	1.20
2010-09-01	GE	General Electric	D	-2.87	0.80	FDX	Fedex	A	2.40	0.80
2010-09-01	STT	State Street	D	-2.89	0.20	AMP	Ameriprise Financial	A	2.62	0.20
2010-09-01	GLW	Corning	C	-1.87	0.90	RHT	Red Hat	A	2.75	0.90
2010-09-01	HD	The Home Depot	C	-1.87	1.20	KMX	Carmax	A	2.56	1.20
2010-09-01	HRB	H.& R.block	D	-2.91	0.10					
2010-09-01	IBM	IBM	C	-1.84	1.40	NTAP	Netapp	A	2.67	1.40
2010-09-01	ITW	Illinois Tool Works	D	-2.86	0.60	APH	Amphenol	A	2.39	0.60
2010-09-01	JNJ	Johnson & Johnson	D	-2.85	0.40	VAR	Varian Medical Systems	A	2.33	0.40
2010-09-01	K	Kellogg	C	-1.85	0.20	HAS	Hasbro	A	2.33	0.20
2010-09-01	KLAC	Kla-tencor	D	-2.85	0.40	AAPL	Apple	A	2.53	0.40
2010-09-01	2330	Semiconductor Manufacturing	C	-1.84	0.40	HCP	Hcp	A	2.38	0.40
2010-09-01	LOW	Lowe's Companies	D	-2.87	0.50	MAR	Marriott International	A	2.45	0.50
2010-09-01	NOK	Nokia Adr	D	-2.91	0.10					
2010-09-01	LB	L Brands	C	-1.86	0.30	BIG	Big Lots	A	2.41	0.30
2010-09-01	LUV	Southwest Airlines	C	-1.86	0.30	TWC	Time Warner Cable Inc.	A	2.40	0.30
2010-09-01	ROG	Roche	D	-2.87	0.30	NI	Nisource	A	2.38	0.30
2010-09-01	MDT	Medtronic	D	-2.88	0.60	HUM	Humana	A	2.30	0.60
2010-09-01	MHFI	McGraw Hill Fin	D	-2.87	0.20	SPG	Simon Property Group	A	2.60	0.20
2010-09-01		Minnesota Mng.& Mfg	C	-1.85	0.80		Fidelity National Information Services	A	2.35	0.80
2010-09-01	FLEX	Flex	D	-2.90	0.20	BLL	Ball	A	2.34	0.20
2010-09-01	MRK	Merck & Co	C	-1.86	3.30	DVA	Davita	A	2.25	3.30
2010-09-01	MSFT	Microsoft	D	-2.87	4.40	TDC	Teradata	A	2.49	4.40
2010-09-01	MXIM	Maxim Integrated Products	D	-2.87	0.20	AKAM	Akamai Technologies	A	2.48	0.20
2010-09-01	NSC	Norfolk Southern	C	-1.85	0.30	EMR	Emerson Electric	A	2.33	0.30
2010-09-01	COP	Conocophillips	C	-1.85	2.70	SE	Spectra Energy	A	2.31	2.70
2010-09-01	PFE	Pfizer	D	-2.86	0.30	ZBH	Zimmer Biomet	A	2.25	0.30
2010-09-01	PG	Procter & Gamble	C	-1.85	0.30	SJM	Jm Smucker	A	2.29	0.30
2010-09-01	PNC	Pnc Financial Services	C	-1.87	0.10	STI	Suntrust Banks	A	2.59	0.10
2010-09-01	HSBA	Hsbc	D	-2.86	0.10	KIM	Kimco Realty	A	2.37	0.10
2010-09-01	SLB	Schlumberger	D	-2.87	1.50	SUN	Sunoco	A	2.26	1.50
2010-09-01	SAN	Banco Santander Adr	D	-2.88	0.30	DFS	Discover Financial Services	A	2.52	0.30

Date	Ticker	Name	R	SM	W (%)	Ticker	Name	R	SM	W (%)
2010-09-01	SYX	Sysco	C	-1.85	0.20	DIS	Walt Disney	A	2.36	0.20
2010-09-01	TXN	Texas Instruments	C	-1.85	1.20	LXK	Lexmark Intl	A	2.42	1.20
2010-09-01	AKZA	Akzo Nobel	C	-1.85	0.20	TROW	T Rowe Price	A	2.36	0.20
2010-09-01	WFC	Wells Fargo	D	-2.88	0.80	TMK	Torchmark	A	2.50	0.80
2010-09-01	ERICB	Ericsson	C	-1.86	0.40	PSA	Public Storage	A	2.35	0.40
2010-09-01	X	United States Steel	D	-2.89	0.40	TIE	Titanium Metals	A	2.77	0.40
2010-09-01	BP	Bp	D	-2.90	0.60					
2010-09-01	INTC	Intel	C	-1.88	1.20	EMC	EMC Corp	A	2.36	1.20
2010-09-01	LMT	Lockheed Martin	C	-1.87	0.80	RSG	Republic Services	A	2.32	0.80
2010-09-01	FP	Total	D	-2.86	0.30	PGR	Progressive	A	2.34	0.30
2010-09-01	7267	Honda Motor	D	-2.86	0.40	DTE	Dte Energy	A	2.34	0.40
2010-09-01	CSCO	Cisco Systems	D	-2.88	0.60	INTU	Intuit	A	2.34	0.60
2010-09-01	CBS	Cbs	C	-1.85	0.40	SHLD	Sears	A	2.34	0.40
2010-09-01	MWV	MeadWestvaco	D	-2.87	0.20	FAST	Fastenal	A	2.24	0.20
2010-09-01	JPM	Jpmorgan Chase	D	-2.85	1.00	VNO	Vornado Realty Trust	A	2.49	1.00
2010-09-01	TWX	Time Warner	C	-1.85	0.90	YUM	Yum Brands	A	2.32	0.90
2010-09-01	MCO	Moody's	D	-2.88	0.40	CMA	Comerica	A	2.48	0.40
2010-09-01	AET	Aetna	D	-2.87	0.40	GENZ	Genzyme General	A	2.24	0.40
2010-09-01	DO	Diamond Offshore Drilling	D	-2.91	0.50					
2010-09-01	ENI	Eni	D	-2.86	0.20	CMS	Cms Energy	A	2.34	0.20
2010-09-01	C	Citigroup	C	-1.88	0.40	MTB	M&t Bank	A	2.48	0.40
2010-09-01	TGT	Target	C	-1.85	1.40	AZO	Autozone	A	2.31	1.40
2010-09-01	EXC	Exelon	D	-2.86	0.70	TEG	Integrays Energy	A	2.42	0.70
2010-09-01	HPQ	Hp	D	-2.88	2.20	BRCM	Broadcom Corp	A	2.33	2.20
2010-09-01	UPS	United Parcel Service	C	-1.84	0.30	SRCL	Stericycle	A	2.23	0.30
2010-09-01	RDS.B	Royal Dutch Shell Adr	D	-2.84	0.30	BHI	Baker Hughes	A	2.25	0.30
2010-09-01	RDSB	Royal Dutch Shell	D	-2.85	0.10	TE	Teco Energy	A	2.34	0.10
2010-09-01	RDS.A	Royal Dutch Shell Adr	D	-2.84	1.90	FSLR	First Solar	A	2.21	1.90
2010-09-01	CNQ	Canadian Natural Resources	C	-1.85	0.10	L	Loews	A	2.33	0.10
2010-09-01	MDLZ	Mondelez International	C	-1.84	1.20	HRL	Hormel Foods	A	2.29	1.20
2010-09-01	FOXA	Twenty-first Century Fox	C	-1.87	0.20	FDO	Family Dollar Stores	A	2.28	0.20
2010-09-01	GOOGL	Alphabet	D	-2.88	2.00	MCHP	Microchip Technology	A	2.28	2.00
2010-09-01	ARNC	Arconic	D	-2.90	0.00	BTU	Peabody Energy Corp	A	2.30	0.00
2010-10-01	ABT	Abbott Laboratories	C	-1.84	1.50	HSP	Hospira	A	2.44	1.50
2010-10-01	AMAT	Applied Materials	D	-2.87	0.20	RHT	Red Hat	A	2.87	0.20
2010-10-01	RWE	Rwe	D	-2.88	0.20	TIE	Titanium Metals	A	2.82	0.20
2010-10-01	DVN	Devon Energy	D	-2.86	0.30	FTI	Fmc Technologies	A	2.57	0.30
2010-10-01	NOKIA	Nokia	D	-2.89	0.50	CCE	Coca-Cola Enterprises	A	2.68	0.50
2010-10-01	CS	Axa	D	-2.88	0.10	AKAM	Akamai Technologies	A	2.50	0.10
2010-10-01	SPLS	Staples	D	-2.87	0.60	WYNN	Wynn Resorts	A	2.94	0.60
2010-10-01	7203	Toyota Motor	D	-2.87	0.50	VNO	Vornado Realty Trust	A	2.49	0.50
2010-10-01	BAC	Bank Of America	D	-2.89	1.40	HBAN	Huntington Bancshares	A	2.93	1.40
2010-10-01	BK	Bank Of New York Mellon	D	-2.87	0.60	AFL	Aflac	A	2.76	0.60
2010-10-01	CAG	Conagra Brands	C	-1.86	0.20	TSN	Tyson Foods	A	2.62	0.20
2010-10-01	CL	Colgate-palmolive	C	-1.85	0.20	DPS	Dr Pepper Snapple	A	2.49	0.20
2010-10-01	COF	Capital One Financial	C	-1.86	0.60	HST	Host Hotels & Resorts	A	2.72	0.60
2010-10-01	CVS	Cvs Health	D	-2.86	0.70	WFM	Whole Foods Market	A	2.75	0.70
2010-10-01	RRD	R.r.donnelley&sons	D	-2.88	0.20	CMI	Cummins	A	2.86	0.20
2010-10-01	GD	General Dynamics	D	-2.87	1.40	CAT	Caterpillar	A	2.59	1.40
2010-10-01	HD	The Home Depot	C	-1.85	1.50	KMX	Carmax	A	2.74	1.50
2010-10-01	HRB	H.& R.block	D	-2.91	0.10					
2010-10-01	K	Kellogg	D	-2.85	0.10	MJN	Mead Johnson Nutrition	A	2.36	0.10
2010-10-01	LOW	Lowe's Companies	D	-2.87	0.50	AMZN	Amazon.com	A	2.73	0.50
2010-10-01	ROG	Roche	D	-2.88	0.20	EQR	Equity Residential	A	2.48	0.20
2010-10-01	MDT	Medtronic	D	-2.88	0.60	ESRX	Express Scripts Holding	A	2.37	0.60

Date	Ticker	Name	R	SM	W (%)	Ticker	Name	R	SM	W (%)
2010-10-01	FLEX	Flex	D	-2.88	0.20	PTV	Pactiv Corp	A	2.51	0.20
2010-10-01	MSFT	Microsoft	D	-2.87	4.30	CRM	Salesforce.com	A	2.85	4.30
2010-10-01	NSC	Norfolk Southern	C	-1.84	0.40	GR	Goodrich	A	2.47	0.40
2010-10-01	NTRS	Northern Trust	D	-2.85	0.10	STI	Suntrust Banks	A	2.65	0.10
2010-10-01	PBI	Pitney Bowes	D	-2.86	0.00	NTAP	Netapp	A	2.78	0.00
2010-10-01	RTN	Raytheon	D	-2.88	0.20	APH	Amphenol	A	2.43	0.20
2010-10-01	SAN	Banco Santander Adr	D	-2.88	0.30	AMP	Ameriprise Financial	A	2.64	0.30
2010-10-01	WFC	Wells Fargo	D	-2.87	0.80	SPG	Simon Property	A	2.60	0.80
2010-10-01	ERICB	Ericsson	C	-1.86	0.40	VTR	Ventas	A	2.47	0.40
2010-10-01	BBT	Bb&t	D	-2.89	0.40	DFS	Discover Financial Services	A	2.57	0.40
2010-10-01	EOG	Eog Resources	C	-1.86	0.50	HAL	Halliburton	A	2.41	0.50
2010-10-01	INTC	Intel	D	-2.87	1.90	AAPL	Apple	A	2.60	1.90
2010-10-01	BSX	Boston Scientific	D	-2.91	0.80	FDX	Fedex	A	2.42	0.30
2010-10-01	LMT	Lockheed Martin	D	-2.87	0.30	TDC	Teradata	A	2.57	0.60
2010-10-01	CSCO	Cisco Systems	D	-2.87	0.60	DISCA	Discovery Communications	A	2.70	0.80
2010-10-01	TWX	Time Warner	C	-1.85	0.80	TMK	Torchmark	A	2.52	0.40
2010-10-01	C	Citigroup	C	-1.87	0.40	LXK	Lexmark Intl	A	2.52	2.10
2010-10-01	HPQ	Hp	D	-2.88	2.10	MAR	Marriott International	A	2.49	0.20
2010-10-01	FOXA	Twenty-first Century Fox	C	-1.86	0.20	RHT	Red Hat	A	2.90	0.30
2010-11-01	AMAT	Applied Materials	D	-2.86	0.30	AMZN	Amazon.com	A	2.77	0.20
2010-11-01	RWE	Rwe	D	-2.88	0.20	DISCA	Discovery Communications	A	2.72	0.10
2010-11-01	CS	Axa	D	-2.84	0.10	GR	Goodrich	A	2.52	0.40
2010-11-01	7203	Toyota Motor	D	-2.87	0.40	AFL	Aflac	A	2.81	0.50
2010-11-01	BAC	Bank Of America	D	-2.90	1.20	TSN	Tyson Foods	A	2.59	0.20
2010-11-01	BK	Bank Of New York Mellon	D	-2.87	0.50	MJN	Mead Johnson Nutrition	A	2.38	0.20
2010-11-01	CAG	Conagra Brands	D	-2.86	0.20	HST	Host Hotels & Resorts	A	2.78	0.50
2010-11-01	CL	Colgate-palmolive	D	-2.85	0.20	HAS	Hasbro	A	2.36	0.10
2010-11-01	COF	Capital One Financial	D	-2.87	0.50	WYNN	Wynn Resorts	A	3.00	0.40
2010-11-01	HRB	H.& R.block	D	-2.92	0.00	AKAM	Akamai Technologies	A	2.52	0.20
2010-11-01	K	Kellogg	D	-2.85	0.10	HSP	Hospira	A	2.46	0.60
2010-11-01	LOW	Lowe's Companies	D	-2.87	0.40	CRM	Salesforce.com	A	2.86	0.00
2010-11-01	ROG	Roche	D	-2.87	0.20	CMI	Cummins	A	2.83	0.20
2010-11-01	MDT	Medtronic	D	-2.87	0.60	AMP	Ameriprise Financial	A	2.69	0.30
2010-11-01	PBI	Pitney Bowes	D	-2.86	0.00	KMX	Carmax	A	2.82	0.10
2010-11-01	RTN	Raytheon	D	-2.87	0.20	SPG	Simon Property	A	2.63	0.70
2010-11-01	SAN	Banco Santander Adr	D	-2.89	0.30	PTV	Pactiv Corp	A	2.51	0.40
2010-11-01	YYY	Sysco	C	-1.84	0.10	TIE	Titanium Metals	A	2.79	0.30
2010-11-01	WFC	Wells Fargo	D	-2.87	0.70	DFS	Discover Financial Services	A	2.61	0.40
2010-11-01	ERICB	Ericsson	C	-1.86	0.40	FTI	Fmc Technologies	A	2.59	0.50
2010-11-01	X	United States Steel	D	-2.84	0.30	NTAP	Netapp	A	2.85	0.50
2010-11-01	BBT	Bb&t	D	-2.89	0.40	AAPL	Apple	A	2.65	2.00
2010-11-01	EOG	Eog Resources	C	-1.86	0.50	CAT	Caterpillar	A	2.60	0.30
2010-11-01	XLNX	Xilinx	C	-1.85	0.50	STI	Suntrust Banks	A	2.61	1.10
2010-11-01	INTC	Intel	D	-2.86	2.00	WFM	Whole Foods Market	A	2.81	0.80
2010-11-01	BSX	Boston Scientific	D	-2.91	0.80	VNO	Vornado Realty Trust	A	2.51	0.20
2010-11-01	LMT	Lockheed Martin	D	-2.86	0.30	TMK	Torchmark	A	2.55	0.40
2010-11-01	JPM	Jpmorgan Chase	D	-2.85	1.10	MAR	Marriott International	A	2.50	1.60
2010-11-01	TWX	Time Warner	C	-1.84	0.80	TDC	Teradata	A	2.58	2.20
2010-11-01	ENI	Eni	D	-2.84	0.20	AMZN	Amazon.com	A	2.84	0.20
2010-11-01	C	Citigroup	C	-1.87	0.40	AAPL	Apple	A	2.67	0.10
2010-11-01	SAN	Banco Santander	D	-2.86	1.60	TSN	Tyson Foods	A	2.62	0.20
2010-11-01	HPQ	Hp	D	-2.87	2.20	MJN	Mead Johnson Nutrition	A	2.38	0.20
2010-12-01	RWE	Rwe	D	-2.88	0.20	HST	Host Hotels & Resorts	A	2.82	0.60
2010-12-01	CS	Axa	D	-2.86	0.10					
2010-12-01	BAC	Bank Of America	D	-2.90	1.20					
2010-12-01	CAG	Conagra Brands	D	-2.86	0.20					
2010-12-01	CL	Colgate-palmolive	D	-2.85	0.20					
2010-12-01	COF	Capital One Financial	D	-2.84	0.60					
2010-12-01	HRB	H.& R.block	D	-2.91	0.10					

Date	Ticker	Name	R	SM	W (%)	Ticker	Name	R	SM	W (%)
2010-12-01	K	Kellogg	D	-2.85	0.10	HAS	Hasbro	A	2.37	0.10
2010-12-01	KMB	Kimberly-clark	C	-1.84	0.20	HRL	Hormel Foods	A	2.33	0.20
2010-12-01	LOW	Lowe's Companies	D	-2.86	0.50	WYNN	Wynn Resorts	A	3.00	0.50
2010-12-01	MDT	Medtronic	D	-2.88	0.60	HSP	Hospira	A	2.44	0.60
2010-12-01	PEG	Public Service Enterprise	C	-1.85	0.60	TEG	Integrys Energy	A	2.41	0.60
2010-12-01	SAN	Banco Santander Adr	D	-2.90	0.20					
2010-12-01	SYX	Sysco	C	-1.84	0.10	WFM	Whole Foods Market	A	2.97	0.10
2010-12-01	ERICB	Ericsson	C	-1.86	0.40	DISCA	Discovery Communications	A	2.67	0.40
2010-12-01	BBT	Bb&t	D	-2.89	0.40	AFL	Aflac	A	2.77	0.40
2010-12-01	EOG	Eog Resources	C	-1.87	0.50	FTI	Fmc Technologies	A	2.71	0.50
2010-12-01	XLNX	Xilinx	C	-1.84	0.50	CRM	Salesforce.com	A	3.00	0.50
2010-12-01	LMT	Lockheed Martin	D	-2.87	0.30	CMI	Cummins	A	2.94	0.30
2010-12-01	CSCO	Cisco Systems	D	-2.87	0.50	RHT	Red Hat	A	2.98	0.50
2010-12-01	JPM	Jpmorgan Chase	D	-2.84	1.10	AMP	Ameriprise Financial	A	2.71	1.10
2010-12-01	TWX	Time Warner	C	-1.85	0.80	KMX	Carmax	A	2.90	0.80
2010-12-01	SAN	Banco Santander	D	-2.87	1.40	CAT	Caterpillar	A	2.66	1.40
2010-12-01	HPQ	Hp	D	-2.87	2.20	NTAP	Netapp	A	2.84	2.20
2011-01-03	RWE	Rwe	D	-2.88	0.20	WFM	Whole Foods Market	A	3.00	0.20
2011-01-03	AMGN	Amgen	C	-1.84	0.20	HSP	Hospira	A	2.43	0.20
2011-01-03	CS	Axa	D	-2.85	0.10	WYNN	Wynn Resorts	A	3.00	0.10
2011-01-03	FMCC	Freddie Mac	D	-2.96	0.10					
2011-01-03	HRB	H.& R.block	D	-2.91	0.10					
2011-01-03	KMB	Kimberly-clark	C	-1.84	0.20	TSN	Tyson Foods	A	2.62	0.20
2011-01-03	PEG	Public Service Enterprise	C	-1.85	0.60	TEG	Integrys Energy	A	2.41	0.60
2011-01-03	SAN	Banco Santander Adr	D	-2.90	0.10					
2011-01-03	ERICB	Ericsson	C	-1.85	0.40	NFLX	Netflix	A	3.00	0.40
2011-01-03	EOG	Eog Resources	D	-2.86	0.60	FTI	Fmc Technologies	A	2.72	0.60
2011-01-03	LMT	Lockheed Martin	D	-2.87	0.20	CMI	Cummins	A	3.00	0.20
2011-01-03	CSCO	Cisco Systems	D	-2.86	0.50	CRM	Salesforce.com	A	3.00	0.50
2011-01-03	SAN	Banco Santander	D	-2.87	1.00	FFIV	F5 Networks	A	3.00	1.00
2011-02-01	ABT	Abbott Laboratories	D	-2.86	1.20	ESRX	Express Scripts Holding	A	2.44	1.20
2011-02-01	AMGN	Amgen	C	-1.84	0.20	VAR	Varian Medical Systems	A	2.41	0.20
2011-02-01	GIS	General Mills	C	-1.85	0.20	TSN	Tyson Foods	A	2.65	0.20
2011-02-01	HRB	H.& R.block	D	-2.91	0.10					
2011-02-01	JNJ	Johnson & Johnson	C	-1.84	0.30	HUM	Humana	A	2.36	0.30
2011-02-01	KMB	Kimberly-clark	C	-1.84	0.20	MJN	Mead Johnson Nutrition	A	2.37	0.20
2011-02-01	LLY	Eli Lilly	D	-2.83	0.40	SYK	Stryker	A	2.31	0.40
2011-02-01	LUV	Southwest Airlines	C	-1.86	0.30	WFM	Whole Foods Market	A	3.00	0.30
2011-02-01	ROG	Roche	D	-2.84	0.20	CMI	Cummins	A	3.00	0.20
2011-02-01	MRK	Merck & Co	C	-1.85	2.80	DVA	Davita	A	2.29	2.80
2011-02-01	PEG	Public Service Enterprise	C	-1.84	0.60	TEG	Integrys Energy	A	2.40	0.60
2011-02-01	CSCO	Cisco Systems	D	-2.85	0.50	CRM	Salesforce.com	A	3.00	0.50
2011-02-01	NOVN	Novartis	C	-1.85	0.10	WYNN	Wynn Resorts	A	3.00	0.10
2011-03-01	ABT	Abbott Laboratories	D	-2.85	1.20	ESRX	Express Scripts Holding	A	2.42	1.20
2011-03-01	AMGN	Amgen	C	-1.85	0.20	VAR	Varian Medical Systems	A	2.42	0.20
2011-03-01	AVP	Avon Products	D	-2.87	0.70	TSN	Tyson Foods	A	2.70	0.70
2011-03-01	CL	Colgate-palmolive	C	-1.84	0.20	MJN	Mead Johnson Nutrition	A	2.37	0.20
2011-03-01	GIS	General Mills	C	-1.84	0.30	HRL	Hormel Foods	A	2.36	0.30
2011-03-01	JNJ	Johnson & Johnson	C	-1.84	0.30	HUM	Humana	A	2.39	0.30
2011-03-01	LLY	Eli Lilly	D	-2.84	0.40	SYK	Stryker	A	2.33	0.40
2011-03-01	LUV	Southwest Airlines	C	-1.86	0.30	WFM	Whole Foods Market	A	3.00	0.30
2011-03-01	ROG	Roche	D	-2.84	0.20	WYNN	Wynn Resorts	A	3.00	0.20
2011-03-01	MRK	Merck & Co	D	-2.86	2.70	DVA	Davita	A	2.31	2.70
2011-03-01	PEG	Public Service Enterprise	C	-1.85	0.60	TEG	Integrys Energy	A	2.41	0.60
2011-03-01	CSCO	Cisco Systems	D	-2.87	0.50	FFIV	F5 Networks	A	2.98	0.50



Date	Ticker	Name	R	SM	W (%)	Ticker	Name	R	SM	W (%)
2011-03-01	ORA	Orange	D	-2.85	0.20	NFLX	Netflix	A	3.00	0.20
2011-03-01	NOVN	Novartis	C	-1.85	0.10	CRM	Salesforce.com	A	2.97	0.10
2011-04-01	RWE	Rwe	D	-2.86	0.10	CMI	Cummins	A	3.00	0.10
2011-04-01	AMGN	Amgen	D	-2.85	0.40	ESRX	Express Scripts Holding	A	2.43	0.40
2011-04-01		Bayer	C	-1.84	0.10	CAT	Caterpillar	A	2.85	0.10
2011-04-01	7751	Canon	C	-1.86	0.10	AMP	Ameriprise Financial	A	2.84	0.10
2011-04-01	SPLS	Staples	C	-1.86	0.80	WFM	Whole Foods Market	A	3.00	0.80
2011-04-01	AVP	Avon Products	D	-2.87	0.70	TSN	Tyson Foods	A	2.73	0.70
2011-04-01	BAC	Bank Of America	C	-1.85	1.50	HST	Host Hotels & Resorts	A	2.85	1.50
2011-04-01	BBY	Best Buy	D	-2.89	0.20	WYNN	Wynn Resorts	A	3.00	0.20
2011-04-01	CCL	Carnival	C	-1.87	0.20	NFLX	Netflix	A	3.00	0.20
2011-04-01	JNJ	Johnson & Johnson	D	-2.84	0.10	HUM	Humana	A	2.43	0.10
2011-04-01	LUV	Southwest Airlines	C	-1.85	0.30	KMX	Carmax	A	2.87	0.30
2011-04-01	ROG	Roche	D	-2.85	0.20	FTI	Fmc Technologies	A	2.80	0.20
2011-04-01	MRK	Merck & Co	D	-2.85	2.50	VAR	Varian Medical Systems	A	2.42	2.50
2011-04-01	TAP	Molson Coors Brewing	C	-1.85	0.50	HRL	Hormel Foods	A	2.38	0.50
2011-04-01	CSCO	Cisco Systems	D	-2.88	0.40	CRM	Salesforce.com	A	3.00	0.40
2011-04-01	NKE	Nike	C	-1.86	0.50	MJN	Mead Johnson Nutrition	A	2.37	0.50
2011-04-01	ORA	Orange	D	-2.85	0.30	AFL	Aflac	A	2.78	0.30
2011-04-01	TGT	Target	D	-2.86	0.50	AMZN	Amazon.com	A	2.86	0.50
2011-04-01	NVS	Novartis Adr	C	-1.85	0.10	DVA	Davita	A	2.34	0.10
2011-04-01	NOVN	Novartis American	D	-2.85	0.10	NTAP	Netapp	A	2.77	0.10
2011-05-02	AIG	International	D	-2.92	0.00					
2011-05-02	RWE	Rwe	D	-2.87	0.10	CMI	Cummins	A	3.00	0.10
2011-05-02	NOKIA	Nokia	D	-2.88	0.40	KMX	Carmax	A	2.92	0.40
2011-05-02	7751	Canon	D	-2.85	0.10	CAT	Caterpillar	A	2.86	0.10
2011-05-02	SPLS	Staples	D	-2.85	0.90	WFM	Whole Foods Market	A	3.00	0.90
2011-05-02	BAC	Bank Of America	C	-1.86	1.40	HST	Host Hotels & Resorts	A	2.86	1.40
2011-05-02	BBY	Best Buy	D	-2.88	0.30	WYNN	Wynn Resorts	A	3.00	0.30
2011-05-02	CCL	Carnival	C	-1.87	0.20	NFLX	Netflix	A	3.00	0.20
2011-05-02	ENGI	Engie	C	-1.85	1.20	FTI	Fmc Technologies	A	2.76	1.20
2011-05-02	NOK	Nokia Adr	D	-2.87	0.10	CRM	Salesforce.com	A	3.00	0.10
2011-05-02	LUV	Southwest Airlines	D	-2.86	0.30	CMG	Chipotle Mexican Grill	A	3.00	0.30
2011-05-02	PEG	Public Service Enterprise	C	-1.84	0.60	TEG	Integrus Energy	A	2.44	0.60
2011-05-02	TAP	Molson Coors Brewing	C	-1.84	0.50	TSN	Tyson Foods	A	2.75	0.50
2011-05-02	SAN	Banco Santander Adr	C	-1.83	0.10	AMP	Ameriprise Financial	A	2.83	0.10
2011-05-02	WFC	Wells Fargo	C	-1.86	1.20	AFL	Aflac	A	2.81	1.20
2011-05-02	X	United States Steel	C	-1.88	0.30	DD	E.i. Du Pont De Nemours	A	2.58	0.30
2011-05-02	MTP	Arcelor Mittal	C	-1.85	0.50	SPG	Simon Property	A	2.74	0.50
2011-05-02	CSCO	Cisco Systems	D	-2.88	0.40	NTAP	Netapp	A	2.83	0.40
2011-05-02	NKE	Nike	C	-1.85	0.50	MJN	Mead Johnson Nutrition	A	2.42	0.50
2011-05-02	ORA	Orange	D	-2.85	0.30	STI	Suntrust Banks	A	2.70	0.30
2011-05-02	TGT	Target	D	-2.87	0.50	AMZN	Amazon.com	A	2.96	0.50
2011-05-02	EXC	Exelon	C	-1.84	0.60	NI	Nisource	A	2.41	0.60
2011-05-02	SAN	Banco Santander	D	-2.85	1.10	TMK	Torchmark	A	2.65	1.10
2011-05-02	HPQ	Hp	D	-2.86	1.60	TDC	Teradata	A	2.81	1.60
2011-05-02	NOVN	Novartis	D	-2.85	0.10	EW	Edwards Lifesciences	A	2.64	0.10
2011-05-02	GOOGL	Alphabet	C	-1.86	1.50	EMC	EMC Corp	A	2.53	1.50
2011-06-01	AIG	American International	D	-2.92	0.00					
2011-06-01	AMAT	Applied Materials	C	-1.87	0.30	CRM	Salesforce.com	A	3.00	0.30
2011-06-01	RWE	Rwe	D	-2.88	0.10	AMZN	Amazon.com	A	2.92	0.10
2011-06-01	NOKIA	Nokia	D	-2.91	0.30					
2011-06-01	SPLS	Staples	D	-2.88	0.70	WFM	Whole Foods Market	A	3.00	0.70



Date	Ticker	Name	R	SM	W (%)	Ticker	Name	R	SM	W (%)
2011-06-01	GLE	Societe Generale	C	-1.87	0.30	CAT	Caterpillar	A	2.76	0.30
2011-06-01	BAC	Bank Of America	C	-1.87	1.30	HST	Host Hotels & Resorts	A	2.83	1.30
2011-06-01	BBY	Best Buy	D	-2.88	0.30	WYNN	Wynn Resorts	A	3.00	0.30
2011-06-01	CCL	Carnival	C	-1.87	0.20	NFLX	Netflix	A	3.00	0.20
2011-06-01	ENGI	Engie	C	-1.86	1.10	FTI	Fmc Technologies	A	2.71	1.10
2011-06-01	NOK	Nokia Adr	D	-2.90	0.10	CMI	Cummins	A	2.94	0.20
2011-06-01	FLEX	Flex	C	-1.86	0.20	NTAP	Netapp	A	2.85	4.20
2011-06-01	MSFT	Microsoft	D	-2.86	4.20	TSN	Tyson Foods	A	2.72	0.50
2011-06-01	TAP	Molson Coors Brewing	C	-1.85	0.50	AMP	Ameriprise Financial	A	2.79	0.10
2011-06-01	SAN	Banco Santander Adr	C	-1.85	0.10	SPG	Simon Property	A	2.73	1.10
2011-06-01	WFC	Wells Fargo	C	-1.87	1.10	DD	E.i. Du Pont De Nemours	A	2.53	0.30
2011-06-01	X	United States Steel	C	-1.88	0.30	EW	Edwards Lifesciences	A	2.65	0.40
2011-06-01	MTP	Arcelor Mittal	C	-1.86	0.40	CVC	Cablevision Systems Corp	A	2.61	0.40
2011-06-01	BP.	Bp	C	-1.85	0.40	TMK	Torchmark	A	2.63	0.10
2011-06-01	HSBC	Hsbc Adr	C	-1.85	0.10	HAL	Halliburton	A	2.61	0.30
2011-06-01	FP	Total	C	-1.85	0.30	TDC	Teradata	A	2.80	0.30
2011-06-01	CSCO	Cisco Systems	D	-2.89	0.30	EQR	Equity Residential	A	2.60	1.60
2011-06-01	JPM	Jpmorgan Chase	C	-1.85	1.60	TWC	Time Warner Cable Inc.	A	2.57	0.30
2011-06-01	ORA	Orange	D	-2.85	0.30	VNO	Vornado Realty Trust	A	2.55	0.20
2011-06-01	ENI	Eni	C	-1.85	0.20	CMG	Chipotle Mexican Grill	A	3.00	0.50
2011-06-01	TGT	Target	D	-2.87	0.50	BXP	Boston Properties	A	2.56	0.20
2011-06-01	GNW	Genworth Financial	D	-2.87	0.20	TEG	Integrus Energy	A	2.43	0.60
2011-06-01	EXC	Exelon	C	-1.84	0.60	PCS	T-Mobile US Inc.	A	2.55	1.10
2011-06-01	SAN	Banco Santander	D	-2.86	1.10	EMC	EMC Corp	A	2.53	1.50
2011-06-01	HPQ	Hp	D	-2.88	1.50	AVB	Avalonbay Communities	A	2.54	0.10
2011-06-01	CNQ	Canadian Natural Resources	C	-1.86	0.10	ALTR	Altera Corp.	A	2.51	1.50
2011-06-01	GOOGL	Alphabet	C	-1.86	1.50					
2011-07-01	AIG	American International	D	-2.92	0.00	CRM	Salesforce.com	A	3.00	0.30
2011-07-01	AMAT	Applied Materials	C	-1.87	0.30	FTI	Fmc Technologies	A	2.73	0.40
2011-07-01	DVN	Devon Energy	C	-1.86	0.40					
2011-07-01	NOKIA	Nokia	D	-2.91	0.80					
2011-07-01	SPLS	Staples	D	-2.89	0.50	WFM	Whole Foods Market	A	3.00	0.50
2011-07-01	GLE	Societe Generale	C	-1.86	0.30	EW	Edwards Lifesciences	A	2.65	0.30
2011-07-01	BAC	Bank Of America	D	-2.88	1.40	SPG	Simon Property	A	2.75	1.40
2011-07-01	BBY	Best Buy	D	-2.88	0.30	WYNN	Wynn Resorts	A	3.00	0.30
2011-07-01	CCL	Carnival	C	-1.86	0.30	NFLX	Netflix	A	3.00	0.30
2011-07-01	DE	Deere	C	-1.86	0.40	CMI	Cummins	A	3.00	0.40
2011-07-01	ENGI	Engie	C	-1.86	1.10	TWC	Time Warner Cable Inc.	A	2.60	1.10
2011-07-01	GD	General Dynamics	C	-1.84	1.60	CAT	Caterpillar	A	2.82	1.60
2011-07-01	GE	General Electric	C	-1.85	0.50	GR	Goodrich	A	2.61	0.50
2011-07-01	HD	The Home Depot	C	-1.84	1.70	CMG	Chipotle Mexican Grill	A	3.00	1.70
2011-07-01	KLAC	Kla-tencor	C	-1.86	0.50	TDC	Teradata	A	2.89	0.50
2011-07-01	LOW	Lowe's Companies	C	-1.85	0.50	AMZN	Amazon.com	A	3.00	0.50
2011-07-01	NOK	Nokia Adr	D	-2.91	0.10					
2011-07-01	FLEX	Flex	C	-1.87	0.20	BLL	Ball	A	2.46	0.20
2011-07-01	HSBA	Hsbc	D	-2.86	0.10	VNO	Vornado Realty Trust	A	2.55	0.10
2011-07-01	TAP	Molson Coors Brewing	C	-1.85	0.60	TSN	Tyson Foods	A	2.74	0.60
2011-07-01	TXN	Texas Instruments	C	-1.85	1.40	NTAP	Netapp	A	2.87	1.40
2011-07-01	WFC	Wells Fargo	C	-1.86	1.30	TMK	Torchmark	A	2.63	1.30
2011-07-01	X	United States Steel	C	-1.88	0.40	DD	E.i. Du Pont De Nemours	A	2.56	0.40
2011-07-01	MTP	Arcelor Mittal	C	-1.86	0.50	PCS	T-Mobile US Inc.	A	2.54	0.50
2011-07-01	EOG	Eog Resources	C	-1.86	0.70	HAL	Halliburton	A	2.64	0.70
2011-07-01	BP.	Bp	C	-1.85	0.80	HUM	Humana	A	2.51	0.80
2011-07-01	HSBC	Hsbc Adr	C	-1.86	0.10	EQR	Equity Residential	A	2.61	0.10

Date	Ticker	Name	R	SM	W (%)	Ticker	Name	R	SM	W (%)
2011-07-01	FP	Total	C	-1.85	0.30	BHI	Baker Hughes	A	2.47	0.30
2011-07-01	CSCO	Cisco Systems	D	-2.89	0.30	EMC	EMC Corp	A	2.52	0.30
2011-07-01	JPM	Jpmorgan Chase	C	-1.86	2.00	BXP	Boston Properties	A	2.57	2.00
2011-07-01	ORA	Orange	D	-2.86	0.20	MRO	Marathon Oil	A	2.46	0.20
2011-07-01	BG.	Bg	C	-1.85	0.10	KIM	Kimco Realty	A	2.45	0.10
2011-07-01	DO	Diamond Offshore Drilling	C	-1.85	0.30	EP	El Paso Corporation	A	2.53	0.30
2011-07-01	ENI	Eni	C	-1.85	0.20	MJN	Mead Johnson Nutrition	A	2.44	0.20
2011-07-01	TGT	Target	D	-2.87	0.20	CVC	Cablevision Systems Corp	A	2.63	0.20
2011-07-01	GNW	Genworth Financial	D	-2.87	0.20	AVB	Avalonbay Communities	A	2.55	0.20
2011-07-01	SAN	Banco Santander	D	-2.85	0.60	TEG	Integrys Energy	A	2.44	0.60
2011-07-01	HPQ	Hp	D	-2.87	1.50	ALTR	Altera Corp.	A	2.51	1.50
2011-07-01	CNQ	Canadian Natural Resources	C	-1.86	0.20	NI	Nisource	A	2.44	0.20
2011-07-01	GOOGL	Alphabet	C	-1.86	1.10	INTU	Intuit	A	2.41	1.10
2011-08-01	ADI	Analog Devices	C	-1.87	0.20	CRM	Salesforce.com	A	3.00	0.20
2011-08-01	AIG	American International	D	-2.92	0.00					
2011-08-01	AMAT	Applied Materials	C	-1.88	0.30	TDC	Teradata	A	2.81	0.30
2011-08-01	AMGN	Amgen	C	-1.85	0.80	EW	Edwards Lifesciences	A	2.52	0.80
2011-08-01	DVN	Devon Energy	C	-1.86	0.40	FTI	Fmc Technologies	A	2.74	0.40
2011-08-01		Bayer	C	-1.85	0.10	CVC	Cablevision Systems Corp	A	2.58	0.10
2011-08-01	NOKIA	Nokia	D	-2.92	0.70					
2011-08-01	SPLS	Staples	D	-2.89	0.50	AMZN	Amazon.com	A	3.00	0.50
2011-08-01	GLE	Societe Generale	D	-2.89	0.20	TWC	Time Warner Cable Inc.	A	2.55	0.20
2011-08-01	AVP	Avon Products	D	-2.86	0.70	MJN	Mead Johnson Nutrition	A	2.45	0.70
2011-08-01	BAC	Bank Of America	D	-2.89	1.30	SPG	Simon Property	A	2.76	1.30
2011-08-01	CCL	Carnival	C	-1.89	0.20	WFM	Whole Foods Market	A	3.00	0.20
2011-08-01	COF	Capital One Financial	C	-1.86	0.50	EQR	Equity Residential	A	2.61	0.50
2011-08-01	DE	Deere	C	-1.87	0.40	CAT	Caterpillar	A	2.76	0.40
2011-08-01	DHR	Danaher	C	-1.86	0.20	GR	Goodrich	A	2.59	0.20
2011-08-01	DOW	Dow Chemical	C	-1.86	2.20	CF	Cf Industries	A	2.42	2.20
2011-08-01	ENGI	Engie	D	-2.88	1.00	BHI	Baker Hughes	A	2.48	1.00
2011-08-01	GD	General Dynamics	C	-1.86	1.50	BLL	Ball	A	2.45	1.50
2011-08-01	GE	General Electric	C	-1.86	0.50	FAST	Fastenal	A	2.34	0.50
2011-08-01	STT	State Street	C	-1.86	0.20	BXP	Boston Properties	A	2.56	0.20
2011-08-01	HD	The Home Depot	C	-1.85	1.70	WYNN	Wynn Resorts	A	3.00	1.70
2011-08-01	KLAC	Kla-tencor	C	-1.87	0.50	NTAP	Netapp	A	2.74	0.50
2011-08-01	LOW	Lowe's Companies	C	-1.87	0.40	NFLX	Netflix	A	3.00	0.40
2011-08-01	NOK	Nokia Adr	D	-2.92	0.10					
2011-08-01	LUV	Southwest Airlines	D	-2.87	0.20	CMG	Chipotle Mexican Grill	A	3.00	0.20
2011-08-01	FLEX	Flex	C	-1.88	0.20	PCP	Precision Castparts	A	2.26	0.20
2011-08-01	MRK	Merck & Co	C	-1.85	2.40	HUM	Humana	A	2.44	2.40
2011-08-01	MXIM	Maxim Integrated Products	C	-1.87	0.10	EMC	EMC Corp	A	2.49	0.10
2011-08-01	ORCL	Oracle	C	-1.86	1.80	NSM	Nat Semiconductor	A	2.34	1.80
2011-08-01	HSBA	Hsbc	D	-2.86	0.10	COG	Cabot Oil & Gas	A	2.46	0.10
2011-08-01	TAP	Molson Coors Brewing	D	-2.85	0.60	HRL	Hormel Foods	A	2.38	0.60
2011-08-01	T	At&t	C	-1.85	5.20	S	Sprint Nextel	A	2.17	5.20
2011-08-01	SAN	Banco Santander Adr	D	-2.86	0.10	AVB	Avalonbay Communities	A	2.55	0.10
2011-08-01	TXN	Texas Instruments	C	-1.86	1.30	LSI	LSI	A	2.31	1.30
2011-08-01	AKZA	Akzo Nobel	C	-1.87	0.10	MRO	Marathon Oil	A	2.43	0.10
2011-08-01	WFC	Wells Fargo	C	-1.86	1.30	VNO	Vornado Realty Trust	A	2.53	1.30
2011-08-01	WM	Waste Management	C	-1.87	0.50	PLL	Pall Corp	A	2.25	0.50
2011-08-01	ERICB	Ericsson	C	-1.87	0.30	NI	Nisource	A	2.43	0.30
2011-08-01	X	United States Steel	D	-2.90	0.30	CLF	Cliffs Natural Resources	A	2.33	0.30

Date	Ticker	Name	R	SM	W (%)	Ticker	Name	R	SM	W (%)
2011-08-01	MTP	Arcelor Mittal	D	-2.87	0.40	ANF	Abercrombie & Fitch	A	2.41	0.40
2011-08-01	EOG	Eog Resources	C	-1.86	0.80	HAL	Halliburton	A	2.67	0.80
2011-08-01	BP	Bp	C	-1.85	0.80	AZO	Autozone	A	2.40	0.80
2011-08-01	BSX	Boston Scientific	C	-1.85	0.60	BIIB	Biogen	A	2.37	0.60
2011-08-01	HSBC	Hsbc Adr	D	-2.86	0.10	KIM	Kimco Realty	A	2.45	0.10
2011-08-01	FP	Total	C	-1.86	0.30	PCLN	The Priceline	A	2.40	0.30
2011-08-01	CSCO	Cisco Systems	D	-2.89	0.30	CERN	Cerner	A	2.30	0.30
2011-08-01	ABX	Barrick Gold	D	-2.86	0.50	YUM	Yum Brands	A	2.39	0.50
2011-08-01	PEP	Pepsico	C	-1.85	1.30	SJM	Jm Smucker	A	2.38	1.30
2011-08-01	JPM	Jpmorgan Chase	C	-1.86	2.00	PSA	Public Storage	A	2.41	2.00
2011-08-01	ORA	Orange	D	-2.86	0.20	SE	Spectra Energy	A	2.39	0.20
2011-08-01	BG.	Bg	C	-1.85	0.10	NOV	National Oilwell Varco	A	2.36	0.10
2011-08-01	DO	Diamond Offshore Drilling	C	-1.86	0.30	EP	El Paso Corporation	A	2.53	0.30
2011-08-01	ENI	Eni	C	-1.87	0.20	TE	Teco Energy	A	2.36	0.20
2011-08-01	GNW	Genworth Financial	D	-2.90	0.20					
2011-08-01	SAN	Banco Santander	D	-2.88	0.50	GPC	Genuine Parts	A	2.35	0.50
2011-08-01	HPQ	Hp	D	-2.88	1.50	CPWR	Compuware Corp	A	2.30	1.50
2011-08-01	CNQ	Canadian Natural Resources	C	-1.87	0.20	TIF	Tiffany	A	2.34	0.20
2011-09-01	ABT	Abbott Laboratories	C	-1.84	1.90	EW	Edwards Lifesciences	A	2.55	1.90
2011-09-01	ADI	Analog Devices	C	-1.87	0.30	CRM	Salesforce.com	A	2.96	0.30
2011-09-01	FE	Firstenergy	C	-1.84	0.40	NI	Nisource	A	2.45	0.40
2011-09-01	RAI	Reynolds American	C	-1.84	0.10	MJN	Mead Johnson Nutrition	A	2.45	0.10
2011-09-01	AIG	American International	D	-2.93	0.00					
2011-09-01	AMAT	Applied Materials	C	-1.89	0.30	TDC	Teradata	A	2.74	0.30
2011-09-01	E	Eni Adr	D	-2.88	0.10	FTI	Fmc Technologies	A	2.71	0.10
2011-09-01	AMGN	Amgen	D	-2.85	0.90	HUM	Humana	A	2.47	0.90
2011-09-01	DVN	Devon Energy	C	-1.88	0.40	HAL	Halliburton	A	2.53	0.40
2011-09-01		Bayer	D	-2.88	0.10	CLF	Cliffs Natural Resources	A	2.31	0.10
2011-09-01	NOKIA	Nokia	D	-2.91	0.90					
2011-09-01	7751	Canon	D	-2.85	0.10	TIF	Tiffany	A	2.31	0.10
2011-09-01	APA	Apache	C	-1.87	0.60	COG	Cabot Oil & Gas	A	2.46	0.60
2011-09-01	SPLS	Staples	D	-2.90	0.50	AMZN	Amazon.com	A	3.00	0.50
2011-09-01	GLE	Societe Generale	D	-2.92	0.20					
2011-09-01	AVP	Avon Products	D	-2.88	0.70	GPC	Genuine Parts	A	2.37	0.70
2011-09-01	BAC	Bank Of America	D	-2.91	1.10					
2011-09-01	BK	Bank Of New York Mellon	D	-2.89	0.40	SPG	Simon Property	A	2.75	0.40
2011-09-01	CCL	Carnival	D	-2.89	0.20	WFM	Whole Foods Market	A	3.00	0.20
2011-09-01	CM-CSA	Comcast	C	-1.86	0.10	WYNN	Wynn Resorts	A	3.00	0.10
2011-09-01	COF	Capital One Financial	C	-1.87	0.60	EQR	Equity Residential	A	2.60	0.60
2011-09-01	CVS	Cvs Health	C	-1.85	0.80	CMG	Chipotle Mexican Grill	A	3.00	0.80
2011-09-01	DE	Deere	C	-1.87	0.50	GR	Goodrich	A	2.55	0.50
2011-09-01	DHR	Danaher	C	-1.87	0.20	BLL	Ball	A	2.42	0.20
2011-09-01	RRD	R.r.donnelleys&sons	C	-1.88	0.20	FAST	Fastenal	A	2.34	0.20
2011-09-01	DOW	Dow Chemical	C	-1.89	1.90	CF	Cf Industries	A	2.49	1.90
2011-09-01	ENGI	Engie	D	-2.88	1.10	ECL	Ecolab	A	2.29	1.10
2011-09-01	NEE	Nextera Energy	C	-1.84	0.00	CNP	Centerpoint Energy	A	2.34	0.00
2011-09-01	GD	General Dynamics	C	-1.87	1.50	PCP	Precision Castparts	A	2.26	1.50
2011-09-01	GE	General Electric	C	-1.87	0.50	GWW	Ww Grainger	A	2.26	0.50
2011-09-01	GIS	General Mills	C	-1.84	0.30	HRL	Hormel Foods	A	2.36	0.30
2011-09-01	STT	State Street	C	-1.88	0.10	AVB	Avalonbay Communities	A	2.56	0.10
2011-09-01	GLW	Corning	D	-2.89	0.80	NSM	Nat Semiconductor	A	2.34	0.80
2011-09-01	HD	The Home Depot	C	-1.86	1.70	TWC	Time Warner Cable Inc.	A	2.49	1.70
2011-09-01	K	Kellogg	C	-1.84	0.10	SJM	Jm Smucker	A	2.35	0.10
2011-09-01	KLAC	Kla-tencor	C	-1.88	0.50	CERN	Cerner	A	2.30	0.50

Date	Ticker	Name	R	SM	W (%)	Ticker	Name	R	SM	W (%)
2011-09-01	LLTC	Linear Technology	D	-2.87	0.50	CPWR	Compuware Corp	A	2.26	0.50
2011-09-01	LOW	Lowe's Companies	C	-1.88	0.40	AZO	Autozone	A	2.45	0.40
2011-09-01	NOK	Nokia Adr	D	-2.91	0.10					
2011-09-01	LB	L Brands	C	-1.85	0.40	CVC	Cablevision Systems Corp	A	2.43	0.40
2011-09-01	LUV	Southwest Airlines	D	-2.89	0.20	YUM	Yum Brands	A	2.40	0.20
2011-09-01	FLEX	Flex	C	-1.89	0.20	PLL	Pall Corp	A	2.26	0.20
2011-09-01	MO	Altria	C	-1.84	1.10	BF.B	Brown-forman	A	2.32	1.10
2011-09-01	MRK	Merck & Co	C	-1.85	2.50	BIIB	Biogen	A	2.34	2.50
2011-09-01	MXIM	Maxim Integrated Products	C	-1.87	0.10	NVDA	Nvidia	A	2.25	0.10
2011-09-01	ORCL	Oracle	C	-1.87	1.80	CA	Ca	A	2.19	1.80
2011-09-01	COP	Conocophillips	C	-1.86	2.60	BHI	Baker Hughes	A	2.38	2.60
2011-09-01	PBI	Pitney Bowes	D	-2.87	0.00	BMC	BMC Software	A	2.19	0.00
2011-09-01	PFE	Pfizer	C	-1.85	0.20	CVH	Coventry Health Care	A	2.30	0.20
2011-09-01	HSBA	Hsbc	D	-2.88	0.10	MKC	Mccormick	A	2.28	0.10
2011-09-01	TAP	Molson Coors Brewing	D	-2.86	0.60	RL	Ralph Lauren	A	2.31	0.60
2011-09-01	RTN	Raytheon	D	-2.86	0.20	ROP	Roper Technologies	A	2.23	0.20
2011-09-01	T	At&t	C	-1.85	5.30	CBS	Cbs	A	2.31	5.30
2011-09-01	SAN	Banco Santander Adr	D	-2.87	0.10	BXP	Boston Properties	A	2.54	0.10
2011-09-01	TXN	Texas Instruments	C	-1.88	1.20	GOOGL	Google Class A	A	2.19	1.20
2011-09-01	AKZA	Akzo Nobel	D	-2.89	0.10	SBUX	Starbucks	A	2.28	0.10
2011-09-01	WFC	Wells Fargo	C	-1.88	1.30	VNO	Vornado Realty Trust	A	2.49	1.30
2011-09-01	WM	Waste Management	D	-2.87	0.60	DOV	Dover	A	2.23	0.60
2011-09-01	ERICB	Ericsson	C	-1.87	0.30	OKE	Oneok	A	2.28	0.30
2011-09-01	X	United States Steel	D	-2.92	0.20					
2011-09-01	MTP	Arcelor Mittal	D	-2.91	0.30					
2011-09-01	EOG	Eog Resources	C	-1.87	0.70	MRO	Marathon Oil Chesapeake Energy	A	2.38	0.70
2011-09-01	BP.	Bp	C	-1.87	0.80	CHK	Chesapeake Energy	A	2.28	0.80
2011-09-01	INTC	Intel	C	-1.86	1.60	DELL	Dell	A	2.19	1.60
2011-09-01	BSX	Boston Scientific	C	-1.86	0.70	DVA	Davita	A	2.29	0.70
2011-09-01	HSBC	Hsbc Adr	D	-2.88	0.10	PSA	Public Storage	A	2.42	0.10
2011-09-01	FP	Total	D	-2.87	0.30	VFC	Vf	A	2.27	0.30
2011-09-01	CSCO	Cisco Systems	D	-2.89	0.40	ADSK	Autodesk	A	2.18	0.40
2011-09-01	MWV	MeadWestvaco	C	-1.87	0.20	CHRW	C.h.robinson Worldwide	A	2.22	0.20
2011-09-01	PEP	Pepsico	C	-1.85	1.40	EL	Estee Lauder Companies	A	2.29	1.40
2011-09-01	JPM	Jpmorgan Chase	C	-1.87	2.00	KIM	Kimco Realty	A	2.41	2.00
2011-09-01	ORA	Orange	D	-2.87	0.20	IRM	Iron Mountain	A	2.27	0.20
2011-09-01	TWX	Time Warner	C	-1.86	0.80	AN	Autonation	A	2.37	0.80
2011-09-01	BG.	Bg	C	-1.86	0.10	BBBY	Bed Bath & Beyond	A	2.26	0.10
2011-09-01	DO	Diamond Offshore Drilling	C	-1.87	0.30	RRC	Range Resources	A	2.33	0.30
2011-09-01	ENI	Eni	D	-2.87	0.20	APC	Anadarko Petroleum	A	2.26	0.20
2011-09-01	C	Citigroup	D	-2.90	0.90					
2011-09-01	GNW	Genworth Financial	D	-2.92	0.20					
2011-09-01	ADP	Automatic Data Processing	C	-1.85	0.40	CTAS	Cintas	A	2.21	0.40
2011-09-01	SAN	Banco Santander	D	-2.88	0.50	WYN	Wyndham Worldwide	A	2.26	0.50
2011-09-01	HPQ	Hp	D	-2.91	1.20					
2011-09-01	NVS	Novartis Adr	C	-1.85	0.10	UNH	Unitedhealth	A	2.28	0.10
2011-09-01	NOVN	Novartis	D	-2.86	0.10	JWN	Nordstrom	A	2.26	0.10
2011-09-01	RDS.B	Royal Dutch Shell Adr	C	-1.86	0.40	EQT	Eqt	A	2.31	0.40
2011-09-01	RDSB	Royal Dutch Shell	C	-1.85	0.90	SYK	Stryker	A	2.26	0.90
2011-09-01	RDS.A	Royal Dutch Shell Adr	C	-1.86	2.30	NOV	National Oilwell Varco	A	2.30	2.30
2011-09-01	CNQ	Canadian Natural Resources	C	-1.88	0.20	FD	Macy's	A	2.26	0.20
2011-09-01	FOXA	Twenty-first Century Fox	C	-1.85	0.50	ANF	Abercrombie & Fitch	A	2.34	0.50
2011-10-03	ABT	Abbott Laboratories	C	-1.85	2.30	EW	Edwards Lifesciences	A	2.51	2.30

Date	Ticker	Name	R	SM	W (%)	Ticker	Name	R	SM	W (%)
2011-10-03	RAI	Reynolds American	C	-1.84	0.10	MJN	Mead Johnson Nutrition	A	2.43	0.10
2011-10-03	AMAT	Applied Materials	D	-2.90	0.30					
2011-10-03	E	Eni Adr	D	-2.90	0.10	FTI	Fmc Technologies	A	2.59	0.10
2011-10-03	DVN	Devon Energy	D	-2.90	0.30					
2011-10-03		Bayer	D	-2.89	0.20	EBAY	Ebay	A	2.23	0.20
2011-10-03	NOKIA	Nokia	D	-2.92	1.00					
2011-10-03	APA	Apache	D	-2.90	0.60					
2011-10-03	SPLS	Staples	D	-2.91	0.30					
2011-10-03	SIE	Siemens	D	-2.89	0.40	NOV	National Oilwell Varco	A	2.23	0.40
2011-10-03	GLE	Societe Generale	D	-2.94	0.20					
2011-10-03	AVP	Avon Products	D	-2.90	0.70	HRL	Hormel Foods	A	2.35	0.70
2011-10-03	BAC	Bank Of America	D	-2.94	0.90					
2011-10-03	BK	Bank Of New York Mellon	D	-2.91	0.40					
2011-10-03	CAG	Conagra Brands	C	-1.85	0.30	RL	Ralph Lauren	A	2.29	0.30
2011-10-03	CCL	Carnival	D	-2.90	0.20	AMZN	Amazon.com	A	3.00	0.20
2011-10-03	CM- CSA	Comcast	C	-1.87	0.10	WFM	Whole Foods Market	A	3.00	0.10
2011-10-03	COF	Capital One Financial	C	-1.89	0.50	SPG	Simon Property	A	2.68	0.50
2011-10-03	CTL	Centurylink	D	-2.89	0.50	CNP	Centerpoint Energy	A	2.33	0.50
2011-10-03	CVS	Cvs Health	C	-1.86	0.90	CMG	Chipotle Mexican Grill	A	3.00	0.90
2011-10-03	DE	Deere	D	-2.90	0.40	GR	Goodrich	A	2.75	0.40
2011-10-03	DHR	Danaher	C	-1.88	0.20	BLL	Ball	A	2.36	0.20
2011-10-03	RRD	R.r.donnelleys&sons	D	-2.90	0.20	GWV	Ww Grainger	A	2.25	0.20
2011-10-03	DOW	Dow Chemical	D	-2.91	2.00					
2011-10-03	EMR	Emerson Electric	D	-2.88	0.20	PCP	Precision Castparts	A	2.24	0.20
2011-10-03	ENGI	Engie	D	-2.88	1.30	TJX	Tjx Companies	A	2.23	1.30
2011-10-03	NEE	Nextera Energy	C	-1.85	0.00	NI	Nisource	A	2.44	0.00
2011-10-03	GD	General Dynamics	D	-2.88	1.60	PLL	Pall Corp	A	2.21	1.60
2011-10-03	GE	General Electric	C	-1.89	0.70	ROP	Roper Technologies	A	2.20	0.70
2011-10-03	STT	State Street	D	-2.90	0.30	VNO	Vornado Realty Trust	A	2.41	0.30
2011-10-03	GLW	Corning	D	-2.92	0.70					
2011-10-03	HD	The Home Depot	C	-1.86	1.90	TWC	Time Warner Cable Inc.	A	2.47	1.90
2011-10-03	ITW	Illinois Tool Works	D	-2.89	0.60	NSC	Norfolk Southern	A	2.19	0.60
2011-10-03	JCI	Johnson Controls	D	-2.90	0.50					
2011-10-03	JNJ	Johnson & Johnson	C	-1.85	0.10	BIIB	Biogen	A	2.32	0.10
2011-10-03	K	Kellogg	C	-1.85	0.10	VFC	Vf	A	2.28	0.10
2011-10-03	KLAC	Kla-tencor	C	-1.88	0.60	CRM	Salesforce.com	A	2.85	0.60
2011-10-03	LLTC	Linear Technology	D	-2.87	0.50	TDC	Teradata	A	2.74	0.50
2011-10-03	LOW	Lowe's Companies	D	-2.88	0.50	AZO	Autozone	A	2.45	0.50
2011-10-03	NOK	Nokia Adr	D	-2.92	0.10					
2011-10-03	LUV	Southwest Airlines	D	-2.90	0.20					
2011-10-03	MAS	Masco	D	-2.92	0.40					
2011-10-03	MDT	Medtronic	D	-2.88	0.40	CEPH	Cephalon	A	2.25	0.40
2011-10-03		Minnesota Mng.& Mfg	D	-2.88	0.80	DOV	Dover	A	2.18	0.80
2011-10-03	FLEX	Flex	D	-2.89	0.20	TSS	Total System Services	A	2.17	0.20
2011-10-03	MO	Altria	C	-1.84	1.70	LO	Lorillard	A	2.25	1.70
2011-10-03	MRK	Merck & Co	D	-2.86	2.50	DVA	Davita	A	2.24	2.50
2011-10-03	MXIM	Maxim Integrated Products	C	-1.86	0.10	CERN	Cerner	A	2.30	0.10
2011-10-03	RSG	Republic Services	D	-2.85	0.40	ITT	ITT Inc.	A	2.16	0.40
2011-10-03	ORCL	Oracle	C	-1.87	1.90	NVDA	Nvidia	A	2.22	1.90
2011-10-03	COP	Conocophillips	C	-1.87	2.50	HAL	Halliburton	A	2.36	2.50
2011-10-03	PBI	Pitney Bowes	D	-2.88	0.00	DELL	Dell	A	2.18	0.00
2011-10-03	PFE	Pfizer	C	-1.87	0.20	ISRG	Intuitive Surgical	A	2.23	0.20
2011-10-03	HSBA	Hsbc	D	-2.89	0.10	CAH	Cardinal Health	A	2.22	0.10
2011-10-03	TAP	Molson Coors Brewing	D	-2.87	0.70	HSY	The Hershey	A	2.21	0.70
2011-10-03	T	At&t	C	-1.85	4.60	CF	Cf Industries	A	2.33	4.60
2011-10-03	SAN	Banco Santander Adr	D	-2.89	0.10	PSA	Public Storage	A	2.37	0.10



Date	Ticker	Name	R	SM	W (%)	Ticker	Name	R	SM	W (%)
2011-10-03	TXN	Texas Instruments	D	-2.88	1.40	GOOGL	Google Class A	A	2.17	1.40
2011-10-03	AKZA	Akzo Nobel	D	-2.90	0.00	APC	Anadarko Petroleum	A	2.22	0.00
2011-10-03	WFC	Wells Fargo	D	-2.89	1.40	KIM	Kimco Realty	A	2.34	1.40
2011-10-03	WM	Waste Management	D	-2.87	0.80	R	Ryder System	A	2.16	0.80
2011-10-03	X	United States Steel	D	-2.95	0.20					
2011-10-03	MTP	Arcelor Mittal	D	-2.93	0.30					
2011-10-03	BBT	Bb&t	D	-2.88	0.00	V	Visa	A	2.21	0.00
2011-10-03	EOG	Eog Resources	D	-2.90	0.70					
2011-10-03	BP.	Bp	C	-1.87	1.20	GAS	Nicor	A	2.22	1.20
2011-10-03	INTC	Intel	C	-1.86	1.30	TLAB	Tellabs	B	1.18	1.30
2011-10-03	BSX	Boston Scientific	C	-1.88	0.50	AGN	Allergan	A	2.23	0.50
2011-10-03	HSBC	Hsbc Adr	D	-2.90	0.10	AOC	Aon plc	A	2.19	0.10
2011-10-03	FP	Total	D	-2.88	0.30	CEG	Constellation Energy	A	2.22	0.30
2011-10-03	7267	Honda Motor	D	-2.90	0.40	ABC	Amerisourcebergen	A	2.22	0.40
2011-10-03	CSCO	Cisco Systems	D	-2.90	0.20	BRCM	Broadcom Corp	B	1.17	0.20
2011-10-03	NKE	Nike	C	-1.85	0.70	LUK	Leucadia National	A	2.19	0.70
2011-10-03	DAI	Daimler	D	-2.91	0.10					
2011-10-03	KSS	Kohl's	D	-2.86	0.80	AN	Autonation	A	2.29	0.80
2011-10-03	PEP	Pepsico	D	-2.86	1.00	DPS	Dr Pepper Snapple	A	2.18	1.00
2011-10-03	JPM	Jpmorgan Chase	D	-2.90	1.90					
2011-10-03	ORA	Orange	D	-2.88	0.20	SIAL	Sigma Aldrich	A	2.22	0.20
2011-10-03	TWX	Time Warner	C	-1.87	0.80	JWN	Nordstrom	A	2.26	0.80
2011-10-03	DO	Diamond Offshore Drilling	D	-2.89	0.30	BHI	Baker Hughes	A	2.28	0.30
2011-10-03	ENI	Eni	D	-2.88	0.20	XOM	Exxon Mobil	A	2.21	0.20
2011-10-03	C	Citigroup	D	-2.92	1.30					
2011-10-03	GNW	Genworth Financial	D	-2.94	0.20					
2011-10-03	ADP	Automatic Data Processing	C	-1.86	0.40	BBBY	Bed Bath & Beyond	A	2.26	0.40
2011-10-03	SAN	Banco Santander	D	-2.89	0.40	CI	Cigna	A	2.21	0.40
2011-10-03	HPQ	Hp	D	-2.92	0.80					
2011-10-03	UPS	United Parcel Service	D	-2.86	0.60	CBS	Cbs	A	2.24	0.60
2011-10-03	NVS	Novartis Adr	C	-1.86	0.10	BAX	Baxter International	A	2.22	0.10
2011-10-03	MHS	Medco Health Solutions	D	-2.88	1.00	BMJ	Bristol-myers Squibb	A	2.22	1.00
2011-10-03	NOVN	Novartis	D	-2.85	0.10	HRB	H.& R.block	A	2.21	0.10
2011-10-03	RDS.B	Royal Dutch Shell Adr	C	-1.87	0.40	MRO	Marathon Oil	A	2.28	0.40
2011-10-03	RDSB	Royal Dutch Shell	C	-1.86	0.90	EXPE	Expedia	A	2.21	0.90
2011-10-03	RDS.A	Royal Dutch Shell Adr	C	-1.87	2.30	EQT	Eqt	A	2.26	2.30
2011-10-03	CNQ	Canadian Natural Resources	D	-2.90	0.20					
2011-10-03	MDLZ	Mondelez International	C	-1.85	1.50	SNA	Snap-on	A	2.18	1.50
2011-10-03	FOXA	Twenty-first Century Fox	C	-1.86	1.10	SBUX	Starbucks	A	2.26	1.10
2011-11-01	AMAT	Applied Materials	D	-2.88	0.30	TDC	Teradata	A	2.83	0.30
2011-11-01	DVN	Devon Energy	D	-2.89	0.40	HAL	Halliburton	A	2.44	0.40
2011-11-01		Bayer	D	-2.88	0.20	TJX	Tjx Companies	A	2.25	0.20
2011-11-01	APA	Apache	D	-2.88	0.70	MRO	Marathon Oil	A	2.36	0.70
2011-11-01	SPLS	Staples	D	-2.90	0.30	AMZN	Amazon.com	A	3.00	0.30
2011-11-01	SIE	Siemens	D	-2.88	0.40	ABC	Amerisourcebergen	A	2.24	0.40
2011-11-01	GLE	Societe Generale	D	-2.94	0.10					
2011-11-01	AVP	Avon Products	D	-2.90	0.60					
2011-11-01	BAC	Bank Of America	D	-2.93	1.00					
2011-11-01	BK	Bank Of New York Mellon	D	-2.90	0.40	PSA	Public Storage	A	2.44	0.40
2011-11-01	CAG	Conagra Brands	C	-1.84	0.30	MJN	Mead Johnson Nutrition	A	2.45	0.30
2011-11-01	CCL	Carnival	D	-2.88	0.30	WFM	Whole Foods Market	A	3.00	0.30
2011-11-01	CM-CSA	Comcast	C	-1.86	0.20	CMG	Chipotle Mexican Grill	A	3.00	0.20
2011-11-01	CSX	Csx	D	-2.87	1.30	GR	Goodrich	A	2.77	1.30
2011-11-01	COF	Capital One Financial	C	-1.87	0.60	V	Visa	A	2.23	0.60
2011-11-01	CTL	Centurylink	D	-2.88	0.50	JWN	Nordstrom	A	2.29	0.50



Date	Ticker	Name	R	SM	W (%)	Ticker	Name	R	SM	W (%)
2011-11-01	CVS	Cvs Health	C	-1.85	0.80	TWC	Time Warner Cable Inc.	A	2.48	0.80
2011-11-01	DE	Deere	D	-2.88	0.40	BLL	Ball	A	2.40	0.40
2011-11-01	RRD	R.r.donnelley&sons	D	-2.88	0.20	GWW	Ww Grainger	A	2.29	0.20
2011-11-01	DOW	Dow Chemical	D	-2.89	2.30	CF	Cf Industries	A	2.43	2.30
2011-11-01	EMR	Emerson Electric	D	-2.86	0.20	PCP	Precision Castparts	A	2.26	0.20
2011-11-01	ENGI	Engie	D	-2.89	1.00	CAH	Cardinal Health	A	2.24	1.00
2011-11-01	NEE	Nextera Energy	C	-1.84	0.00	NI	Nisource	A	2.45	0.00
2011-11-01	GD	General Dynamics	D	-2.87	1.60	ROP	Roper Technologies	A	2.24	1.60
2011-11-01	GE	General Electric	D	-2.88	0.70	NSC	Norfolk Southern	A	2.23	0.70
2011-11-01	GLW	Corning	D	-2.90	0.70					
2011-11-01	ITW	Illinois Tool Works	D	-2.87	0.60	TSS	Total System Services	A	2.20	0.60
2011-11-01	JCI	Johnson Controls	D	-2.88	0.60	HRL	Hormel Foods	A	2.38	0.60
2011-11-01	JNJ	Johnson & Johnson	C	-1.84	0.10	BIIB	Biogen	A	2.41	0.10
2011-11-01	K	Kellogg	C	-1.84	0.10	RL	Ralph Lauren	A	2.36	0.10
2011-11-01	LOW	Lowe's Companies	D	-2.87	0.50	AZO	Autozone	A	2.47	0.50
2011-11-01	LUV	Southwest Airlines	D	-2.89	0.20	AN	Autonation	A	2.35	0.20
2011-11-01	MAS	Masco	D	-2.90	0.40	FAST	Fastenal	A	2.19	0.40
2011-11-01	MDT	Medtronic	D	-2.87	0.30	ISRG	Intuitive Surgical	A	2.29	0.30
2011-11-01		Minnesota Mng.& Mfg	D	-2.87	0.80	PH	Parker-hannifin	B	1.22	0.80
2011-11-01	FLEX	Flex	D	-2.87	0.20	TEL	Te Connectivity	B	1.21	0.20
2011-11-01	RSG	Republic Services	D	-2.85	0.30	PWR	Quanta Services	B	1.20	0.30
2011-11-01	ORCL	Oracle	C	-1.85	1.90	CERN	Cerner	A	2.28	1.90
2011-11-01	COP	Conocophillips	C	-1.86	2.60	BHI	Baker Hughes	A	2.34	2.60
2011-11-01	PBI	Pitney Bowes	D	-2.87	0.00	NVDA	Nvidia	A	2.26	0.00
2011-11-01	PFE	Pfizer	C	-1.85	0.20	AGN	Allergan	A	2.24	0.20
2011-11-01	HSBA	Hsbc	D	-2.88	0.10	CEG	Constellation Energy	A	2.23	0.10
2011-11-01	TAP	Molson Coors Brewing	D	-2.87	0.60	VFC	Vf	A	2.32	0.60
2011-11-01	T	At&t	D	-2.84	4.30	BBBY	Bed Bath & Beyond	A	2.29	4.30
2011-11-01	SLB	Schlumberger	D	-2.88	2.00	EQT	Eq	A	2.31	2.00
2011-11-01	SAN	Banco Santander Adr	D	-2.89	0.10	AOC	Aon plc	A	2.21	0.10
2011-11-01	TXN	Texas Instruments	D	-2.86	1.50	MOT	Motorola Solutions	A	2.19	1.50
2011-11-01	AKZA	Akzo Nobel	D	-2.88	0.00	HRB	H.& R.block	A	2.23	0.00
2011-11-01	UTX	United Technologies	D	-2.86	1.50	R	Ryder System	B	1.19	1.50
2011-11-01	WFC	Wells Fargo	D	-2.88	1.30	CB	Chubb	A	2.20	1.30
2011-11-01	WM	Waste Management	D	-2.87	0.70	FISV	Fiserv	B	1.19	0.70
2011-11-01	X	United States Steel	D	-2.94	0.20					
2011-11-01	MTP	Arcelor Mittal	D	-2.92	0.30					
2011-11-01	BBT	Bb&t	D	-2.87	0.00	CB	Chubb Corp	A	2.20	0.00
2011-11-01	EOG	Eog Resources	D	-2.88	0.80	NOV	National Oilwell Varco	A	2.31	0.80
2011-11-01	BSX	Boston Scientific	D	-2.88	0.50	CI	Cigna	A	2.23	0.50
2011-11-01	HSBC	Hsbc Adr	D	-2.88	0.10	MMC	Marsh & Mclennan Cos	A	2.19	0.10
2011-11-01	7267	Honda Motor	D	-2.89	0.40	LTD	L Brands	A	2.23	0.40
2011-11-01	DAI	Daimler	D	-2.90	0.10					
2011-11-01	PEP	Pepsico	D	-2.86	0.90	LO	Lorillard	A	2.24	0.90
2011-11-01	JPM	Jpmorgan Chase	D	-2.89	1.90	SPG	Simon Property	A	2.19	1.90
2011-11-01	ORA	Orange	D	-2.88	0.20	GAS	Nicor	A	2.23	0.20
2011-11-01	TWX	Time Warner	C	-1.85	0.90	CBS	Cbs	A	2.31	0.90
2011-11-01	C	Citigroup	D	-2.91	1.40					
2011-11-01	PM	Philip Morris International	C	-1.84	4.30	HSY	The Hershey	A	2.21	4.30
2011-11-01	GNW	Genworth Financial	D	-2.93	0.20					
2011-11-01	EXC	Exelon	C	-1.84	0.50	CNP	Centerpoint Energy	A	2.35	0.50
2011-11-01	ADP	Automatic Data Processing	C	-1.85	0.40	MOLX	Molex	B	1.19	0.40
2011-11-01	SAN	Banco Santander	D	-2.89	0.40	HP	Helmerich & Payne	A	2.22	0.40
2011-11-01	HPQ	Hp	D	-2.91	0.90					
2011-11-01	NVS	Novartis Adr	D	-2.86	0.10	BAX	Baxter International	A	2.22	0.10

Date	Ticker	Name	R	SM	W (%)	Ticker	Name	R	SM	W (%)
2011-11-01	MHS	Medco Health Solutions	D	-2.86	1.00	BMY	Bristol-myers Squibb	A	2.22	1.00
2011-11-01	RDS.B	Royal Dutch Shell Adr	C	-1.85	0.50	EP	El Paso Corporation	A	2.24	0.50
2011-11-01	RDS.A	Royal Dutch Shell Adr	C	-1.85	2.50	XOM	Exxon Mobil	A	2.22	2.50
2011-11-01	CNQ	Canadian Natural Resources	D	-2.89	0.20	SWN	Southwestern Energy	A	2.22	0.20
2011-11-01	MDLZ	Mondelez International	C	-1.84	1.40	TSN	Tyson Foods	A	2.20	1.40
2011-11-01	FOXA	Twenty-first Century Fox	C	-1.85	1.10	SBUX	Starbucks	A	2.30	1.10
2011-12-01	AMAT	Applied Materials	D	-2.89	0.30	TDC	Teradata	A	2.79	0.30
2011-12-01	DVN	Devon Energy	D	-2.88	0.40	MRO	Marathon Oil	A	2.39	0.40
2011-12-01	APA	Apache	D	-2.88	0.70	EQT	Eqt	A	2.31	0.70
2011-12-01	SPLS	Staples	D	-2.90	0.30	WFM	Whole Foods Market	A	3.00	0.30
2011-12-01	SIE	Siemens	D	-2.88	0.30	NI	Nisource	A	2.48	0.30
2011-12-01	GLE	Societe Generale	D	-2.94	0.10					
2011-12-01	AVP	Avon Products	D	-2.91	0.50					
2011-12-01	BAC	Bank Of America	D	-2.94	0.80					
2011-12-01	BK	Bank Of New York Mellon	D	-2.90	0.30					
2011-12-01	CM-CSA	Comcast	C	-1.86	0.10	CMG	Chipotle Mexican Grill	A	3.00	0.10
2011-12-01	CSX	Csx	D	-2.87	1.30	GR	Goodrich	A	2.77	1.30
2011-12-01	COF	Capital One Financial	D	-2.87	0.60	PSA	Public Storage	A	2.45	0.60
2011-12-01	DE	Deere	D	-2.87	0.50	GWW	Ww Grainger	A	2.32	0.50
2011-12-01	RRD	R.r.donnelley&sons	D	-2.88	0.20	PCP	Precision Castparts	A	2.27	0.20
2011-12-01	DOW	Dow Chemical	D	-2.89	2.20	NEM	Newmont Mining	A	2.21	2.20
2011-12-01	ENGI	Engie	D	-2.88	1.10	CNP	Centerpoint Energy	A	2.34	1.10
2011-12-01	GE	General Electric	D	-2.88	0.70	ROP	Roper Technologies	A	2.26	0.70
2011-12-01	GLW	Corning	D	-2.90	0.70					
2011-12-01	ITW	Illinois Tool Works	D	-2.87	0.60	JBL	Jabil Circuit	A	2.24	0.60
2011-12-01	JCI	Johnson Controls	D	-2.88	0.60	MJN	Mead Johnson Nutrition	A	2.48	0.60
2011-12-01	JNJ	Johnson & Johnson	C	-1.84	0.10	BIIB	Biogen	A	2.42	0.10
2011-12-01	K	Kellogg	C	-1.86	0.10	HRL	Hormel Foods	A	2.40	0.10
2011-12-01	KO	Coca-cola	C	-1.84	1.00	RL	Ralph Lauren	A	2.33	1.00
2011-12-01	LUV	Southwest Airlines	D	-2.89	0.20	AMZN	Amazon.com	A	2.94	0.20
2011-12-01		Minnesota Mng.& Mfg	D	-2.86	0.80	NSC	Norfolk Southern	A	2.24	0.80
2011-12-01	FLEX	Flex	D	-2.88	0.20	FAST	Fastenal	A	2.22	0.20
2011-12-01	RSG	Republic Services	D	-2.85	0.30	PWR	Quanta Services	A	2.21	0.30
2011-12-01	ORCL	Oracle	C	-1.85	1.90	CERN	Cerner	A	2.28	1.90
2011-12-01	COP	Conocophillips	C	-1.85	2.60	HP	Helmerich & Payne	A	2.25	2.60
2011-12-01	PBI	Pitney Bowes	D	-2.88	0.00	SNDK	Sandisk Corp	A	2.21	0.00
2011-12-01	HSBA	Hsbc	D	-2.89	0.10	CBS	Cbs	A	2.32	0.10
2011-12-01	TAP	Molson Coors Brewing	D	-2.87	0.60	VFC	Vf	A	2.33	0.60
2011-12-01	SLB	Schlumberger	D	-2.87	2.00	EP	El Paso Corporation	A	2.25	2.00
2011-12-01	SAN	Banco Santander Adr	D	-2.90	0.10	V	Visa	A	2.25	0.10
2011-12-01	UTX	United Technologies	D	-2.86	1.50	MWV	MeadWestvaco	A	2.21	1.50
2011-12-01	WFC	Wells Fargo	D	-2.87	1.30	MCO	Moody's	A	2.22	1.30
2011-12-01	WM	Waste Management	D	-2.87	0.70	TYC	Tyco International	A	2.21	0.70
2011-12-01	X	United States Steel	D	-2.93	0.20					
2011-12-01	MTP	Arcelor Mittal	D	-2.92	0.30					
2011-12-01	BBT	Bb&t	D	-2.87	0.00	AOC	Aon plc	A	2.21	0.00
2011-12-01	BSX	Boston Scientific	D	-2.87	0.50	ISRG	Intuitive Surgical	A	2.29	0.50
2011-12-01	HSBC	Hsbc Adr	D	-2.89	0.10	NDAQ	Nasdaq	A	2.21	0.10
2011-12-01	7267	Honda Motor	D	-2.89	0.40	SBUX	Starbucks	A	2.32	0.40
2011-12-01	DAI	Daimler	D	-2.90	0.10					
2011-12-01	JPM	Jpmorgan Chase	D	-2.89	1.70	AIZ	Assurant	A	2.21	1.70
2011-12-01	ORA	Orange	D	-2.88	0.20	BBBY	Bed Bath & Beyond	A	2.28	0.20

Date	Ticker	Name	R	SM	W (%)	Ticker	Name	R	SM	W (%)
2011-12-01	TWX	Time Warner	C	-1.85	0.80	AZO	Autozone	A	2.48	0.80
2011-12-01	DO	Diamond Offshore Drilling	D	-2.85	0.30	XOM	Exxon Mobil	A	2.24	0.30
2011-12-01	C	Citigroup	D	-2.91	1.30					
2011-12-01	GNW	Genworth Financial	D	-2.92	0.20					
2011-12-01	SAN	Banco Santander	D	-2.90	0.40	JWN	Nordstrom	A	2.27	0.40
2011-12-01	HPQ	Hp	D	-2.90	0.90					
2011-12-01	NVS	Novartis Adr	D	-2.86	0.10	AGN	Allergan	A	2.24	0.10
2011-12-01	GM	General Motors	D	-2.91	0.90					
2011-12-01	BHGE	Baker Hughes, A Ge	D	-2.88	0.50	COG	Cabot Oil & Gas	A	2.23	0.50
2012-01-02	FE	Firstenergy	C	-1.84	0.40	NI	Nisource	A	2.50	0.40
2012-01-02	AMAT	Applied Materials	D	-2.89	0.20	TDC	Teradata	A	2.71	0.20
2012-01-02	DVN	Devon Energy	D	-2.89	0.40	MRO	Marathon Oil	A	2.41	0.40
2012-01-02	APA	Apache	D	-2.89	0.70	EQT	Eqt	A	2.28	0.70
2012-01-02	GLE	Societe Generale	D	-2.94	0.10					
2012-01-02	AVP	Avon Products	D	-2.90	0.40					
2012-01-02	BAC	Bank Of America	D	-2.94	0.20					
2012-01-02	BK	Bank Of New York Mellon	D	-2.90	0.30	PSA	Public Storage	A	2.47	0.30
2012-01-02	CM-CSA	Comcast	C	-1.85	0.20	WFM	Whole Foods Market	A	3.00	0.20
2012-01-02	CSX	Csx	D	-2.87	1.40	GR	Goodrich	A	2.78	1.40
2012-01-02	DE	Deere	D	-2.87	0.50	GWV	Ww Grainger	A	2.32	0.50
2012-01-02	RRD	R.r.donnelley&sons	D	-2.89	0.30	PCP	Precision Castparts	A	2.27	0.30
2012-01-02	ENGI	Engie	D	-2.88	1.20	DLTR	Dollar Tree	A	2.98	1.20
2012-01-02	GLW	Corning	D	-2.91	0.60					
2012-01-02	JCI	Johnson Controls	D	-2.88	0.60	MJN	Mead Johnson Nutrition	A	2.44	0.60
2012-01-02	K	Kellogg	C	-1.85	0.10	HRL	Hormel Foods	A	2.39	0.10
2012-01-02	KO	Coca-cola	C	-1.84	1.10	RL	Ralph Lauren	A	2.32	1.10
2012-01-02		Minnesota Mng.& Mfg	D	-2.86	0.70	ROP	Roper Technologies	A	2.26	0.70
2012-01-02	RSG	Republic Services	D	-2.85	0.30	RHI	Robert Half International	A	2.24	0.30
2012-01-02	ORCL	Oracle	C	-1.88	1.60	MMI	Motorola Mobility Holdings	A	2.31	1.60
2012-01-02	PEG	Public Service Enterprise	C	-1.84	0.70	CNP	Centerpoint Energy	A	2.34	0.70
2012-01-02	HSBA	Hsbc	D	-2.89	0.10	AZO	Autozone	A	2.46	0.10
2012-01-02	SLB	Schlumberger	D	-2.88	1.90	EP	El Paso Corporation	A	2.26	1.90
2012-01-02	CSGN	Credit Suisse	D	-2.92	0.20					
2012-01-02	UTX	United Technologies	D	-2.87	1.50	JBL	Jabil Circuit	A	2.23	1.50
2012-01-02	X	United States Steel	D	-2.93	0.20					
2012-01-02	BSX	Boston Scientific	D	-2.89	0.20	BIIB	Biogen	A	2.40	0.20
2012-01-02	HSBC	Hsbc Adr	D	-2.89	0.10	MA	Mastercard	A	2.32	0.10
2012-01-02	7267	Honda Motor	D	-2.89	0.10	CBS	Cbs	A	2.34	0.10
2012-01-02	DAI	Daimler	D	-2.90	0.10	SBUX	Starbucks	A	2.33	0.10
2012-01-02	ABX	Barrick Gold	C	-1.86	0.30	ISRG	Intuitive Surgical	A	2.31	0.30
2012-01-02	JPM	Jpmorgan Chase	D	-2.88	2.20	V	Visa	A	2.26	2.20
2012-01-02	ORA	Orange	D	-2.88	0.20	VFC	Vf	A	2.30	0.20
2012-01-02	TWX	Time Warner	C	-1.84	0.90	CMG	Chipotle Mexican Grill	A	3.00	0.90
2012-01-02	DO	Diamond Offshore Drilling	D	-2.87	0.20	HP	Helmerich & Payne	A	2.25	0.20
2012-01-02	C	Citigroup	D	-2.91	1.60					
2012-01-02	HPQ	Hp	D	-2.91	0.80					
2012-01-02	GM	General Motors	D	-2.91	1.30					
2012-01-02	BHGE	Baker Hughes, A Ge	D	-2.90	0.40	XOM	Exxon Mobil	A	2.25	0.40
2012-02-01	FE	Firstenergy	C	-1.85	0.40	NI	Nisource	A	2.50	0.40
2012-02-01	AMAT	Applied Materials	D	-2.88	0.20	MMI	Motorola Mobility Holdings	A	2.31	0.20
2012-02-01	NOKIA	Nokia	D	-2.87	0.80	DLTR	Dollar Tree	A	3.00	0.80
2012-02-01	APA	Apache	D	-2.83	0.70	MRO	Marathon Oil	A	2.44	0.70
2012-02-01	GLE	Societe Generale	D	-2.93	0.10					
2012-02-01	AVP	Avon Products	D	-2.90	0.40	MJN	Mead Johnson Nutrition	A	2.47	0.40
2012-02-01	CCL	Carnival	D	-2.85	0.20	WFM	Whole Foods Market	A	3.00	0.20

Date	Ticker	Name	R	SM	W (%)	Ticker	Name	R	SM	W (%)
2012-02-01	RRD	R.r.donnelley&sons	D	-2.91	0.20					
2012-02-01	ENGI	Engie	D	-2.88	1.10	AZO	Autozone	A	2.50	1.10
2012-02-01	GLW	Corning	D	-2.85	0.60	NVLS	Novellus Systems	A	2.30	0.60
2012-02-01	K	Kellogg	D	-2.86	0.10	HRL	Hormel Foods	A	2.39	0.10
2012-02-01	NOK	Nokia Adr	D	-2.88	0.10	FFIV	F5 Networks	A	2.29	0.10
2012-02-01	ORCL	Oracle	D	-2.87	1.70	AKAM	Akamai Technologies	A	2.29	1.70
2012-02-01	PEG	Public Service Enterprise	C	-1.85	0.60	AES	Aes	A	2.23	0.60
2012-02-01	HSBA	Hsbc	D	-2.88	0.10	CBS	Cbs	A	2.36	0.10
2012-02-01	CSGN	Credit Suisse	D	-2.91	0.30					
2012-02-01	HSBC	Hsbc Adr	D	-2.88	0.10	PSA	Public Storage	A	2.48	0.10
2012-02-01	KSS	Kohl's	D	-2.86	0.60	CMG	Chipotle Mexican Grill	A	3.00	0.60
2012-02-01	ACN	Accenture Cl A	C	-1.85	0.30	GR	Goodrich	A	2.79	0.30
2012-02-01	ORA	Orange	D	-2.89	0.20	RL	Ralph Lauren	A	2.36	0.20
2012-02-01	DO	Diamond Offshore Drilling	D	-2.85	0.30	HP	Helmerich & Payne	A	2.27	0.30
2012-02-01	RRC	Range Resources	C	-1.87	0.00	EP	El Paso Corporation	A	2.27	0.00
2012-02-01	C	Citigroup	D	-2.90	1.80	MA	Mastercard	A	2.31	1.80
2012-02-01	EXC	Exelon	C	-1.85	0.40	CMS	Cms Energy	A	2.21	0.40
2012-02-01	HPQ	Hp	D	-2.90	0.90					
2012-02-01	NVS	Novartis Adr	D	-2.84	0.10	BIIB	Biogen	A	2.44	0.10
2012-02-01	BHGE	Baker Hughes, A Ge	D	-2.90	0.40	SUN	Sunoco	A	2.26	0.40
2012-03-01	FE	Firstenergy	C	-1.84	0.40	NI	Nisource	A	2.51	0.40
2012-03-01	NOKIA	Nokia	D	-2.85	0.70	DLTR	Dollar Tree	A	3.00	0.70
2012-03-01	CCL	Carnival	D	-2.86	0.20	WFM	Whole Foods Market	A	3.00	0.20
2012-03-01	RRD	R.r.donnelley&sons	D	-2.89	0.20	GR	Goodrich	A	2.79	0.20
2012-03-01	ENGI	Engie	D	-2.89	1.00	AZO	Autozone	A	2.54	1.00
2012-03-01	GLW	Corning	D	-2.85	0.50	MU	Micron Technology	A	2.34	0.50
2012-03-01	NOK	Nokia Adr	D	-2.88	0.10	AKAM	Akamai Technologies	A	2.32	0.10
2012-03-01	ORCL	Oracle	D	-2.86	1.70	MMI	Motorola Mobility Holdings	A	2.31	1.70
2012-03-01	PEG	Public Service Enterprise	D	-2.85	0.60	AES	Aes	A	2.24	0.60
2012-03-01	KSS	Kohl's	D	-2.84	0.70	CMG	Chipotle Mexican Grill	A	3.00	0.70
2012-03-01	ABX	Barrick Gold	D	-2.84	0.30	MJN	Mead Johnson Nutrition	A	2.50	0.30
2012-03-01	ACN	Accenture Cl A	C	-1.84	0.30	GWV	Ww Grainger	A	2.36	0.30
2012-03-01	ORA	Orange	D	-2.89	0.20	RL	Ralph Lauren	A	2.41	0.20
2012-03-01	RRC	Range Resources	C	-1.86	0.00	MRO	Marathon Oil	A	2.48	0.00
2012-03-01	C	Citigroup	D	-2.89	1.90	PSA	Public Storage	A	2.47	1.90
2012-03-01	EXC	Exelon	D	-2.86	0.40	OKE	Oneok	A	2.21	0.40
2012-03-01	HPQ	Hp	D	-2.91	0.80					
2012-03-01	NVS	Novartis Adr	D	-2.84	0.10	BIIB	Biogen	A	2.43	0.10
2012-03-01	BHGE	Baker Hughes, A Ge	D	-2.89	0.40	DNR	Denbury Resources	A	2.31	0.40
2012-04-02	NOKIA	Nokia	D	-2.84	0.50	CMG	Chipotle Mexican Grill	A	3.00	0.50
2012-04-02	CCL	Carnival	D	-2.84	0.20	WFM	Whole Foods Market	A	3.00	0.20
2012-04-02	CSX	Csx	C	-1.83	1.20	GR	Goodrich	A	2.79	1.20
2012-04-02	RRD	R.r.donnelley&sons	D	-2.90	0.30					
2012-04-02	ENGI	Engie	D	-2.89	0.90	DLTR	Dollar Tree	A	3.00	0.90
2012-04-02	JCI	Johnson Controls	C	-1.84	0.60	MJN	Mead Johnson Nutrition	A	2.54	0.60
2012-04-02	NOK	Nokia Adr	D	-2.88	0.10	AKAM	Akamai Technologies	A	2.33	0.10
2012-04-02	PEG	Public Service Enterprise	D	-2.85	0.60	NI	Nisource	A	2.52	0.60
2012-04-02	ABX	Barrick Gold	D	-2.85	0.30	AZO	Autozone	A	2.54	0.30
2012-04-02	RRC	Range Resources	C	-1.87	0.00	MRO	Marathon Oil	A	2.45	0.00
2012-04-02	EXC	Exelon	D	-2.86	0.40	AES	Aes	A	2.23	0.40
2012-04-02	HPQ	Hp	D	-2.92	0.70					
2012-04-02	NVS	Novartis Adr	D	-2.84	0.10	BIIB	Biogen	A	2.46	0.10
2012-04-02	NOVN	Novartis	C	-1.84	0.20	PSA	Public Storage	A	2.48	0.20

Date	Ticker	Name	R	SM	W (%)	Ticker	Name	R	SM	W (%)
2012-04-02	RDS.B	Royal Dutch Shell Adr	C	-1.84	0.40	EP	El Paso Corporation	A	2.30	0.40
2012-04-02	RDSB	Royal Dutch Shell	C	-1.85	0.90	CBS	Cbs	A	2.42	0.90
2012-04-02	BHGE	Baker Hughes, A Ge	D	-2.91	0.70					
2012-05-01	NOKIA	Nokia	D	-2.90	0.30	CMG	Chipotle Mexican Grill	A	3.00	0.30
2012-05-01	CSX	Csx	C	-1.83	1.30	GR	Goodrich	A	2.79	1.30
2012-05-01	RRD	R.r.donnelley&sons	D	-2.90	0.30					
2012-05-01	ENGI	Engie	D	-2.90	0.80					
2012-05-01	JCI	Johnson Controls	C	-1.84	0.60	FOSL	Fossil	A	3.00	0.60
2012-05-01	NOK	Nokia Adr	D	-2.92	0.00					
2012-05-01	LUV	Southwest Airlines	D	-2.86	0.20	WFM	Whole Foods Market	A	3.00	0.20
2012-05-01	PEG	Public Service Enterprise	D	-2.85	0.60	NI	Nisource	A	2.54	0.60
2012-05-01	X	United States Steel	C	-1.85	0.20	EMN	Eastman Chemical	A	2.26	0.20
2012-05-01	MTP	Arcelor Mittal	C	-1.87	0.30	DLTR	Dollar Tree	A	3.00	0.30
2012-05-01	ABX	Barrick Gold	D	-2.87	0.30	AZO	Autozone	A	2.57	0.30
2012-05-01	EXC	Exelon	D	-2.86	0.40	CMS	Cms Energy	A	2.23	0.40
2012-05-01	HPQ	Hp	D	-2.91	0.70					
2012-05-01	NVS	Novartis Adr	D	-2.84	0.10	BIIB	Biogen	A	2.48	0.10
2012-05-01	GM	General Motors	C	-1.85	1.50	MJN	Mead Johnson Nutrition	A	2.54	1.50
2012-05-01	NOVN	Novartis	D	-2.85	0.20	PSA	Public Storage	A	2.50	0.20
2012-05-01	RDS.B	Royal Dutch Shell Adr	C	-1.84	0.40	MRO	Marathon Oil	A	2.42	0.40
2012-05-01	RDSB	Royal Dutch Shell	C	-1.85	0.90	PHM	Pultegroup	A	2.47	0.90
2012-05-01	RDS.A	Royal Dutch Shell Adr	C	-1.84	2.40	SUN	Sunoco	A	2.33	2.40
2012-05-01	BHGE	Baker Hughes, A Ge	D	-2.91	0.80					
2012-06-01	AMAT	Applied Materials	D	-2.87	0.10	AKAM	Akamai Technologies	A	2.25	0.10
2012-06-01	DVN	Devon Energy	C	-1.87	0.40	SUN	Sunoco	A	2.31	0.40
2012-06-01		Bayer	C	-1.86	0.20	TJX	Tjx Companies	A	2.34	0.20
2012-06-01	NOKIA	Nokia	D	-2.92	0.30					
2012-06-01	APA	Apache	D	-2.88	0.70	WMB	Williams Companies	A	2.25	0.70
2012-06-01	SIE	Siemens	D	-2.86	0.10	MA	Mastercard	A	2.34	0.10
2012-06-01	GLE	Societe Generale	D	-2.89	0.10	ISRG	Intuitive Surgical	A	2.34	0.10
2012-06-01	CSX	Csx	C	-1.85	1.30	GR	Goodrich	A	2.79	1.30
2012-06-01	RRD	R.r.donnelley&sons	D	-2.92	0.20					
2012-06-01	EMR	Emerson Electric	D	-2.86	0.20	GWV	Ww Grainger	A	2.32	0.20
2012-06-01	ENGI	Engie	D	-2.91	0.80					
2012-06-01	GLW	Corning	D	-2.85	0.20	NVLS	Novellus Systems	A	2.25	0.20
2012-06-01	JCI	Johnson Controls	C	-1.86	0.60	FOSL	Fossil	A	3.00	0.60
2012-06-01	LLTC	Linear Technology	C	-1.86	0.30	FFIV	F5 Networks	A	2.23	0.30
2012-06-01	NOK	Nokia Adr	D	-2.94	0.00					
2012-06-01	MCD	Mcdonald's	C	-1.86	0.40	WFM	Whole Foods Market	A	3.00	0.40
2012-06-01		Minnesota Mng.& Mfg	C	-1.85	0.60	SHW	Sherwin-williams	A	2.30	0.60
2012-06-01	FLEX	Flex	C	-1.86	0.10	ROP	Roper Technologies	A	2.30	0.10
2012-06-01	ORCL	Oracle	D	-2.86	1.80	VRSN	Verisign	A	2.23	1.80
2012-06-01	COP	Conocophillips	D	-2.86	2.00	XOM	Exxon Mobil	A	2.23	2.00
2012-06-01	HSBA	Hsbc	C	-1.86	0.10	LEN	Lennar	A	2.33	0.10
2012-06-01	SLB	Schlumberger	D	-2.87	2.10	KMI	Kinder Morgan	A	2.23	2.10
2012-06-01	BP	Bp Adr	D	-2.87	0.30	TSO	Tesoro	A	2.21	0.30
2012-06-01	CRH	Crh	C	-1.87	0.00	RF	Regions Financial	A	2.32	0.00
2012-06-01	CSGN	Credit Suisse	D	-2.89	0.20	VFC	Vf	A	2.32	0.20
2012-06-01	UTX	United Technologies	C	-1.86	1.20	CBE	Cooper Industries	A	2.26	1.20
2012-06-01	X	United States Steel	C	-1.90	0.20	PPG	Ppg Industries	A	2.23	0.20
2012-06-01	MTP	Arcelor Mittal	D	-2.89	0.20	PRGO	Perrigo Company plc	A	2.31	0.20
2012-06-01	EOG	Eog Resources	C	-1.87	0.80	DLTR	Dollar Tree	A	3.00	0.80
2012-06-01	BP	Bp	D	-2.87	1.80	DHI	D.r. Horton	A	2.30	1.80
2012-06-01	XLNX	Xilinx	C	-1.86	0.30	CERN	Cerner	A	2.23	0.30
2012-06-01	BSX	Boston Scientific	C	-1.85	0.20	ALXN	Alexion Pharmaceuticals	A	2.89	0.20



Date	Ticker	Name	R	SM	W (%)	Ticker	Name	R	SM	W (%)
2012-06-01	7267	Honda Motor	C	-1.88	0.10	ROST	Ross Stores	A	2.30	0.10
2012-06-01	KSS	Kohl's	D	-2.85	0.70	CMG	Chipotle Mexican Grill	A	3.00	0.70
2012-06-01	ABX	Barrick Gold	D	-2.85	0.30	WYN	Wyndham Worldwide	A	2.29	0.30
2012-06-01	DO	Diamond Offshore Drilling	C	-1.87	0.30	AZO	Autozone	A	2.53	0.30
2012-06-01	ENI	Eni	C	-1.86	0.10	EXPE	Expedia	A	2.29	0.10
2012-06-01	C	Citigroup	C	-1.89	1.60	PSA	Public Storage	A	2.46	1.60
2012-06-01	GNW	Genworth Financial	D	-2.91	0.10					
2012-06-01	EXC	Exelon	D	-2.87	0.40	NI	Nisource	A	2.52	0.40
2012-06-01	CVX	Chevron	C	-1.86	2.00	PHM	Pultegroup	A	2.39	2.00
2012-06-01	HPQ	Hp	D	-2.93	0.70					
2012-06-01	NVS	Novartis Adr	D	-2.85	0.10	BIIB	Biogen	A	2.46	0.10
2012-06-01	GM	General Motors	D	-2.86	1.50	MJN	Mead Johnson Nutrition	A	2.50	1.50
2012-06-01	RDS.B	Royal Dutch Shell Adr	D	-2.86	0.40	CBS	Cbs	A	2.38	0.40
2012-06-01	RDSB	Royal Dutch Shell	C	-1.86	0.90	V	Visa	A	2.29	0.90
2012-06-01	RDS.A	Royal Dutch Shell Adr	D	-2.86	2.20	SBUX	Starbucks	A	2.38	2.20
2012-06-01	CNQ	Canadian Natural Resources	D	-2.88	0.20	ORLY	O'reilly Automotive	A	2.28	0.20
2012-06-01	BHGE	Baker Hughes, A Ge	D	-2.92	0.80					
2012-07-02	DVN	Devon Energy	D	-2.87	0.40	SUN	Sunoco	A	2.32	0.40
2012-07-02	NOKIA	Nokia	D	-2.94	0.20					
2012-07-02	APA	Apache	D	-2.87	0.80	WMB	Williams Companies	A	2.25	0.80
2012-07-02	GLE	Societe Generale	D	-2.87	0.20	SBUX	Starbucks	A	2.38	0.20
2012-07-02	AVP	Avon Products	D	-2.88	0.10	MNST	Monster Beverage	A	3.00	0.10
2012-07-02	BK	Bank Of New York Mellon	C	-1.85	0.10	PSA	Public Storage	A	2.50	0.10
2012-07-02	DHR	Danaher	C	-1.85	0.50	GR	Goodrich	A	2.80	0.50
2012-07-02	RRD	R.r.donnelley&sons	D	-2.91	0.30					
2012-07-02	EMR	Emerson Electric	D	-2.86	0.20	GWW	Ww Grainger	A	2.32	0.20
2012-07-02	FITB	Fifth Third Bancorp	C	-1.85	0.00	MA	Mastercard	A	2.38	0.00
2012-07-02	ENGI	Engie	D	-2.89	1.00	ISRG	Intuitive Surgical	A	2.38	1.00
2012-07-02	GD	General Dynamics	D	-2.85	1.80	SHW	Sherwin-williams	A	2.32	1.80
2012-07-02	GLW	Corning	D	-2.85	0.20	AKAM	Akamai Technologies	A	2.28	0.20
2012-07-02	IBM	IBM	C	-1.84	0.70	CTXS	Citrix Systems	A	2.27	0.70
2012-07-02	JCI	Johnson Controls	D	-2.87	0.60	MJN	Mead Johnson Nutrition	A	2.51	0.60
2012-07-02	K	Kellogg	D	-2.85	0.10	PHM	Pultegroup	A	2.51	0.10
2012-07-02	LLTC	Linear Technology	C	-1.85	0.30	VRSN	Verisign	A	2.26	0.30
2012-07-02	NOK	Nokia Adr	D	-2.95	0.00					
2012-07-02	MCD	Mcdonald's	C	-1.86	0.40	WFM	Whole Foods Market	A	3.00	0.40
2012-07-02		Minnesota Mng.& Mfg	C	-1.83	0.30	ROP	Roper Technologies	A	2.30	0.30
2012-07-02	FLEX	Flex	C	-1.86	0.10	TXT	Textron	A	2.27	0.10
2012-07-02	COP	Conocophillips	D	-2.85	1.30	XOM	Exxon Mobil	A	2.25	1.30
2012-07-02	HSBA	Hsbc	C	-1.84	0.10	TJX	Tjx Companies	A	2.36	0.10
2012-07-02	TAP	Molson Coors Brewing	D	-2.85	0.30	LEN	Lennar	A	2.41	0.30
2012-07-02	SLB	Schlumberger	D	-2.86	2.20	TSO	Tesoro	A	2.23	2.20
2012-07-02	BP	Bp Adr	D	-2.86	0.30	COG	Cabot Oil & Gas	B	1.21	0.30
2012-07-02	CSGN	Credit Suisse	D	-2.89	0.20	PRGO	Perrigo Company plc	A	2.36	0.20
2012-07-02	UTX	United Technologies	D	-2.86	1.20	IR	Ingersoll-rand	A	2.27	1.20
2012-07-02	X	United States Steel	D	-2.89	0.20	CF	Cf Industries	A	2.25	0.20
2012-07-02	MTP	Arcelor Mittal	D	-2.87	0.20	WYN	Wyndham Worldwide	A	2.33	0.20
2012-07-02	EOG	Eog Resources	C	-1.87	0.80	EQT	Eq	B	1.20	0.80
2012-07-02	BP.	Bp	D	-2.86	1.90	EXPE	Expedia	A	2.32	1.90
2012-07-02	XLNX	Xilinx	C	-1.85	0.30	TDC	Teradata	A	2.25	0.30
2012-07-02	BSX	Boston Scientific	C	-1.85	0.20	ALXN	Alexion Pharmaceuticals	A	3.00	0.20
2012-07-02	FP	Total	D	-2.86	0.30	VFC	Vf	A	2.31	0.30



Date	Ticker	Name	R	SM	W (%)	Ticker	Name	R	SM	W (%)
2012-07-02	7267	Honda Motor	C	-1.86	0.10	ROST	Ross Stores	A	2.31	0.10
2012-07-02	CSCO	Cisco Systems	C	-1.87	0.20	CERN	Cerner	A	2.25	0.20
2012-07-02	QCOM	Qualcomm	C	-1.86	0.60	CRM	Salesforce.com	A	2.24	0.60
2012-07-02	KSS	Kohl's	D	-2.85	0.60	CMG	Chipotle Mexican Grill	A	3.00	0.60
2012-07-02	ABX	Barrick Gold	D	-2.87	0.30	LO	Lorillard	A	2.30	0.30
2012-07-02	ACN	Accenture Cl A	C	-1.85	0.30	CBE	Cooper Industries	A	2.26	0.30
2012-07-02	JPM	Jpmorgan Chase	C	-1.87	1.50	V	Visa	A	2.32	1.50
2012-07-02	DO	Diamond Offshore Drilling	C	-1.86	0.30	VLO	Valero Energy	B	1.20	0.30
2012-07-02	DTV	DIRECTV	C	-1.84	0.30	DLTR	Dollar Tree	A	3.00	0.30
2012-07-02	ENI	Eni	C	-1.85	0.10	GPS	Gap	A	2.30	0.10
2012-07-02	C	Citigroup	C	-1.88	1.20	EFX	Equifax	A	2.27	1.20
2012-07-02	GNW	Genworth Financial	D	-2.90	0.20					
2012-07-02	EXC	Exelon	D	-2.86	0.40	NI	Nisource	A	2.53	0.40
2012-07-02	CVX	Chevron	C	-1.84	2.10	BIIB	Biogen	A	2.53	2.10
2012-07-02	HPQ	Hp	D	-2.93	0.60					
2012-07-02	UPS	United Parcel Service	C	-1.84	0.80		Fidelity National Information Services	A	2.25	0.80
2012-07-02	GM	General Motors	D	-2.88	0.60	DHI	D.r. Horton	A	2.37	0.60
2012-07-02	RDS.B	Royal Dutch Shell Adr	D	-2.85	0.40	AZO	Autozone	A	2.52	0.40
2012-07-02	RDSB	Royal Dutch Shell	C	-1.85	0.90	DIS	Walt Disney	A	2.28	0.90
2012-07-02	RDS.A	Royal Dutch Shell Adr	D	-2.85	2.20	CBS	Cbs	A	2.42	2.20
2012-07-02	CNQ	Canadian Natural Resources	D	-2.88	0.30	NX	Twenty-First Century Fox Inc	A	2.28	0.30
2012-07-02	BHGE	Baker Hughes, A Ge	D	-2.91	1.00					
2012-08-01	ADBE	Adobe Systems	C	-1.85	0.30	AKAM	Akamai Technologies	A	2.31	0.30
2012-08-01	DVN	Devon Energy	D	-2.87	0.40	SUN	Sunoco	A	2.32	0.40
2012-08-01	NOKIA	Nokia	D	-2.92	0.30					
2012-08-01	AON	Aon	C	-1.85	0.90	PSA	Public Storage	A	2.52	0.90
2012-08-01	APA	Apache	D	-2.87	0.80	MPC	Marathon Petroleum	A	2.29	0.80
2012-08-01	GLE	Societe Generale	D	-2.88	0.10	DLTR	Dollar Tree	A	3.00	0.10
2012-08-01	AVP	Avon Products	D	-2.88	0.10	PHM	Pultegroup	A	2.52	0.10
2012-08-01	BK	Bank Of New York Mellon	C	-1.86	0.10	MA	Mastercard	A	2.37	0.10
2012-08-01	DHR	Danaher	C	-1.84	0.50	GWW	Ww Grainger	A	2.35	0.50
2012-08-01	DOW	Dow Chemical	C	-1.86	2.60	CF	Cf Industries	A	2.25	2.60
2012-08-01	EMR	Emerson Electric	D	-2.85	0.20	SHW	Sherwin-williams	A	2.32	0.20
2012-08-01	FITB	Fifth Third Bancorp	C	-1.84	0.00	V	Visa	A	2.32	0.00
2012-08-01	ENGI	Engie	D	-2.90	0.90	NI	Nisource	A	2.54	0.90
2012-08-01	GD	General Dynamics	D	-2.86	1.70	ROP	Roper Technologies	A	2.31	1.70
2012-08-01	STT	State Street	C	-1.86	0.40	ALL	Allstate	A	2.27	0.40
2012-08-01	GLW	Corning	D	-2.87	0.10	VRSN	Verisign	A	2.27	0.10
2012-08-01	HOG	Harley-davidson	C	-1.87	0.30	MJN	Mead Johnson Nutrition	A	2.46	0.30
2012-08-01	IBM	IBM	C	-1.84	0.70	WDC	Western Digital	A	2.27	0.70
2012-08-01	ITW	Illinois Tool Works	C	-1.85	0.70	TXT	Textron	A	2.28	0.70
2012-08-01	JCI	Johnson Controls	D	-2.88	0.50	LEN	Lennar	A	2.38	0.50
2012-08-01	K	Kellogg	D	-2.85	0.10	VFC	Vf	A	2.34	0.10
2012-08-01	LLTC	Linear Technology	C	-1.84	0.30	TDC	Teradata	A	2.23	0.30
2012-08-01	NOK	Nokia Adr	D	-2.95	0.00					
2012-08-01	MCD	Mcdonald's	C	-1.85	0.40	WFM	Whole Foods Market	A	3.00	0.40
2012-08-01	FLEX	Flex	C	-1.86	0.10	CBE	Cooper Industries	A	2.27	0.10
2012-08-01	HSBA	Hsbc	C	-1.84	0.10	BIIB	Biogen	A	2.52	0.10
2012-08-01	BP	Bp Adr	D	-2.86	0.30	WMB	Williams Companies	A	2.28	0.30
2012-08-01	HSH	Hillshire Brands	D	-2.96	0.00					
2012-08-01	CSGN	Credit Suisse	D	-2.90	0.20	AZO	Autozone	A	2.52	0.20
2012-08-01	UTX	United Technologies	D	-2.86	1.20	IR	Ingersoll-rand	A	2.26	1.20
2012-08-01	X	United States Steel	D	-2.89	0.20	PPG	Ppg Industries	A	2.25	0.20
2012-08-01	MTP	Arcelor Mittal	D	-2.87	0.30	CBS	Cbs	A	2.42	0.30
2012-08-01	EOG	Eog Resources	C	-1.86	0.90	XOM	Exxon Mobil	A	2.26	0.90
2012-08-01	BP.	Bp	D	-2.86	1.80	TJX	Tjx Companies	A	2.37	1.80

Date	Ticker	Name	R	SM	W (%)	Ticker	Name	R	SM	W (%)
2012-08-01	XLNX	Xilinx	C	-1.85	0.30	RHT	Red Hat	A	2.22	0.30
2012-08-01	INTC	Intel	C	-1.85	1.20	CERN	Cerner	A	2.22	1.20
2012-08-01	BSX	Boston Scientific	D	-2.86	0.10	ALXN	Alexion Pharmaceuticals	A	3.00	0.10
2012-08-01	HSBC	Hsbc Adr	C	-1.85	0.10	CCI	Crown Castle Intl Corp	A	2.26	0.10
2012-08-01	7267	Honda Motor	C	-1.88	0.10	EXPE	Expedia	A	2.36	0.10
2012-08-01	CSCO	Cisco Systems	C	-1.87	0.20	HRS	Harris	A	2.21	0.20
2012-08-01	NKE	Nike	C	-1.86	0.70	DHI	D.r. Horton	A	2.34	0.70
2012-08-01	QCOM	Qualcomm	C	-1.86	0.60	INTU	Intuit	A	2.21	0.60
2012-08-01	PX	Praxair	C	-1.85	0.60	FMC	Fmc	A	2.24	0.60
2012-08-01	ABX	Barrick Gold	D	-2.89	0.20	PRGO	Perrigo Company plc	A	2.34	0.20
2012-08-01	ACN	Accenture Cl A	C	-1.85	0.30	CTAS	Cintas	A	2.25	0.30
2012-08-01	JPM	Jpmorgan Chase	C	-1.87	1.40	EFX	Equifax	A	2.26	1.40
2012-08-01	DO	Diamond Offshore Drilling	C	-1.85	0.30	TSO	Tesoro	A	2.25	0.30
2012-08-01	C	Citigroup	D	-2.88	1.10	DFS	Discover Financial Services	A	2.26	1.10
2012-08-01	GNW	Genworth Financial	D	-2.92	0.10					
2012-08-01	HPQ	Hp	D	-2.94	0.50					
2012-08-01	UPS	United Parcel Service	C	-1.85	0.80	PKI	Perkinelmer	A	2.24	0.80
2012-08-01	GM	General Motors	D	-2.88	0.60	LO	Lorillard	A	2.29	0.60
2012-08-01	RDS.B	Royal Dutch Shell Adr	C	-1.84	0.40	VLO	Valero Energy	A	2.22	0.40
2012-08-01	CNQ	Canadian Natural Resources	D	-2.88	0.30	ROST	Ross Stores	A	2.32	0.30
2012-09-03	DVN	Devon Energy	D	-2.87	0.40	TSO	Tesoro	A	2.36	0.40
2012-09-03	NOKIA	Nokia	D	-2.91	0.30					
2012-09-03	APA	Apache	D	-2.87	0.80	MPC	Marathon Petroleum	A	2.32	0.80
2012-09-03	AVP	Avon Products	D	-2.88	0.10	PHM	Pultegroup	A	2.64	0.10
2012-09-03	BK	Bank Of New York Mellon	C	-1.85	0.10	PSA	Public Storage	A	2.50	0.10
2012-09-03	DHR	Danaher	C	-1.84	0.50	GWW	Ww Grainger	A	2.35	0.50
2012-09-03	DOW	Dow Chemical	C	-1.86	2.60	CF	Cf Industries	A	2.27	2.60
2012-09-03	GD	General Dynamics	D	-2.85	1.80	SHW	Sherwin-williams	A	2.34	1.80
2012-09-03	STT	State Street	C	-1.85	0.40	MA	Mastercard	A	2.37	0.40
2012-09-03	GLW	Corning	D	-2.86	0.10	AKAM	Akamai Technologies	A	2.34	0.10
2012-09-03	HOG	Harley-davidson	C	-1.87	0.30	MJN	Mead Johnson Nutrition	A	2.47	0.30
2012-09-03	IBM	IBM	C	-1.84	0.60	VRSN	Verisign	A	2.29	0.60
2012-09-03	JCI	Johnson Controls	D	-2.86	0.60	LEN	Lennar	A	2.42	0.60
2012-09-03	NOK	Nokia Adr	D	-2.94	0.00					
2012-09-03	MCD	Mcdonald's	D	-2.85	0.40	WFM	Whole Foods Market	A	3.00	0.40
2012-09-03	FLEX	Flex	C	-1.85	0.10	ROP	Roper Technologies	A	2.31	0.10
2012-09-03	HSB	Hillshire Brands	D	-2.96	0.10					
2012-09-03	CSGN	Credit Suisse	D	-2.89	0.30	BIIB	Biogen	A	2.53	0.30
2012-09-03	X	United States Steel	D	-2.90	0.20	PPG	Ppg Industries	A	2.25	0.20
2012-09-03	MTP	Arcelor Mittal	D	-2.88	0.20	AZO	Autozone	A	2.52	0.20
2012-09-03	XLNX	Xilinx	C	-1.85	0.30	WDC	Western Digital	A	2.29	0.30
2012-09-03	INTC	Intel	C	-1.86	1.10	TDC	Teradata	A	2.26	1.10
2012-09-03	BSX	Boston Scientific	D	-2.86	0.10	ALXN	Alexion Pharmaceuticals	A	3.00	0.10
2012-09-03	HSBC	Hsbc Adr	C	-1.84	0.10	V	Visa	A	2.33	0.10
2012-09-03	7267	Honda Motor	C	-1.88	0.10	NI	Nisource	A	2.52	0.10
2012-09-03	CSCO	Cisco Systems	C	-1.85	0.20	STX	Seagate Technology	A	2.25	0.20
2012-09-03	NKE	Nike	C	-1.86	0.70	DHI	D.r. Horton	A	2.37	0.70
2012-09-03	QCOM	Qualcomm	C	-1.85	0.60	HRS	Harris	A	2.24	0.60
2012-09-03	PX	Praxair	C	-1.85	0.60	FMC	Fmc	A	2.24	0.60
2012-09-03	ABX	Barrick Gold	D	-2.87	0.30	CBS	Cbs	A	2.46	0.30
2012-09-03	ACN	Accenture Cl A	C	-1.84	0.30	TXT	Textron	A	2.29	0.30
2012-09-03	JPM	Jpmorgan Chase	C	-1.87	1.50	AIG	American International	A	2.29	1.50
2012-09-03	GNW	Genworth Financial	D	-2.91	0.10					
2012-09-03	HPQ	Hp	D	-2.94	0.50					
2012-09-03	UPS	United Parcel Service	C	-1.85	0.70	IR	Ingersoll-rand	A	2.29	0.70

Date	Ticker	Name	R	SM	W (%)	Ticker	Name	R	SM	W (%)
2012-09-03	UAL	United Continental	C	-1.88	0.20	DLTR	Dollar Tree	A	3.00	0.20
2012-09-03	GM	General Motors	D	-2.87	0.60	VFC	Vf	A	2.36	0.60
2012-09-03	CNQ	Canadian Natural Resources	D	-2.87	0.30	GPS	Gap	A	2.38	0.30
2012-10-01	AVP	Avon Products	D	-2.88	0.10	PHM	Pultegroup	A	2.72	0.10
2012-10-01	DOW	Dow Chemical	C	-1.86	2.60	CF	Cf Industries	A	2.29	2.60
2012-10-01	HOG	Harley-davidson	C	-1.87	0.20	MJN	Mead Johnson Nutrition	A	2.46	0.20
2012-10-01	JCI	Johnson Controls	D	-2.86	0.70	LEN	Lennar	A	2.45	0.70
2012-10-01	LUV	Southwest Airlines	C	-1.85	0.00	WFM	Whole Foods Market	A	3.00	0.00
2012-10-01	HSH	Hillshire Brands	D	-2.96	0.10					
2012-10-01	X	United States Steel	D	-2.90	0.20	PPG	Ppg Industries	A	2.26	0.20
2012-10-01	INTC	Intel	C	-1.87	0.80	AKAM	Akamai Technologies	A	2.34	0.80
2012-10-01	7267	Honda Motor	C	-1.88	0.10	BIIB	Biogen	A	2.54	0.10
2012-10-01	NKE	Nike	C	-1.86	0.70	DHI	D.r. Horton	A	2.41	0.70
2012-10-01	PX	Praxair	C	-1.85	0.70	FMC	Fmc	A	2.25	0.70
2012-10-01	ABX	Barrick Gold	D	-2.86	0.30	NI	Nisource	A	2.54	0.30
2012-10-01	HPQ	Hp	D	-2.94	0.90					
2012-10-01	UPS	United Parcel Service	C	-1.85	0.70	GWW	Ww Grainger	A	2.36	0.70
2012-10-01	UAL	United Continental	C	-1.87	0.30	AZO	Autozone	A	2.53	0.30
2012-11-01	RAI	Reynolds American	C	-1.85	0.10	PHM	Pultegroup	A	2.84	0.10
2012-11-01	AXP	American Express	C	-1.84	0.10	MA	Mastercard	A	2.41	0.10
2012-11-01	CSX	Csx	C	-1.85	1.40	SHW	Sherwin-williams	A	2.34	1.40
2012-11-01	D	Dominion Resources	C	-1.84	1.00	NI	Nisource	A	2.54	1.00
2012-11-01	RRD	R.r.donnelleys&sons	D	-2.87	0.20	GWW	Ww Grainger	A	2.34	0.20
2012-11-01	DOW	Dow Chemical	C	-1.86	2.70	PPG	Ppg Industries	A	2.28	2.70
2012-11-01	ENGI	Engie	C	-1.85	0.70	BIIB	Biogen	A	2.50	0.70
2012-11-01	JCI	Johnson Controls	D	-2.87	0.70	LEN	Lennar	A	2.50	0.70
2012-11-01	KO	Coca-cola	C	-1.85	1.10	DHI	D.r. Horton	A	2.43	1.10
2012-11-01	LUV	Southwest Airlines	C	-1.84	0.00	WFM	Whole Foods Market	A	3.00	0.00
2012-11-01	MO	Altria	C	-1.85	2.20	MJN	Mead Johnson Nutrition	A	2.41	2.20
2012-11-01	PEG	Public Service Enterprise	C	-1.85	0.70	NRG	Nrg Energy	A	2.25	0.70
2012-11-01	HSH	Hillshire Brands	D	-2.96	0.10					
2012-11-01	TXN	Texas Instruments	D	-2.86	1.50	AKAM	Akamai Technologies	A	2.34	1.50
2012-11-01	WM	Waste Management	C	-1.85	0.80	ROP	Roper Technologies	A	2.33	0.80
2012-11-01	X	United States Steel	D	-2.84	0.20	CF	Cf Industries	A	2.27	0.20
2012-11-01	BP.	Bp	D	-2.84	2.00	CBS	Cbs	A	2.42	2.00
2012-11-01	INTC	Intel	D	-2.87	0.80	VRSN	Verisign	A	2.25	0.80
2012-11-01	7267	Honda Motor	C	-1.88	0.10	EXPE	Expedia	A	2.38	0.10
2012-11-01	NKE	Nike	C	-1.86	0.70	VFC	Vf	A	2.38	0.70
2012-11-01	DAI	Daimler	C	-1.85	0.10	GPS	Gap	A	2.38	0.10
2012-11-01	PX	Praxair	C	-1.84	0.80	LYB	Lyondellbasell Industries	A	2.25	0.80
2012-11-01	AIR	Airbus	C	-1.85	0.30	RF	Regions Financial	A	2.37	0.30
2012-11-01	EXC	Exelon	D	-2.86	0.40	OKE	Oneok	A	2.24	0.40
2012-11-01	HPQ	Hp	D	-2.95	0.80					
2012-11-01	UPS	United Parcel Service	C	-1.85	0.70	PKI	Perkinelmer	A	2.30	0.70
2012-11-01	UAL	United Continental	C	-1.87	0.30	AZO	Autozone	A	2.54	0.30
2012-11-01	RDSB	Royal Dutch Shell	C	-1.84	0.90	V	Visa	A	2.37	0.90
2012-11-01	AVGO	Broadcom	C	-1.84	0.20	HRS	Harris	A	2.24	0.20
2012-12-03	AAPL	Apple	C	-1.86	1.90	AKAM	Akamai Technologies	A	2.32	1.90
2012-12-03	RAI	Reynolds American	C	-1.84	0.10	PHM	Pultegroup	A	2.80	0.10
2012-12-03	DVN	Devon Energy	D	-2.86	0.30	FSLR	First Solar	A	2.39	0.30
2012-12-03	APA	Apache	D	-2.86	0.80	TSO	Tesoro	A	2.38	0.80
2012-12-03	AXP	American Express	C	-1.85	0.10	MA	Mastercard	A	2.42	0.10
2012-12-03	CSX	Csx	D	-2.86	1.30	SHW	Sherwin-williams	A	2.36	1.30
2012-12-03	D	Dominion Resources	C	-1.85	1.00	NI	Nisource	A	2.52	1.00

Date	Ticker	Name	R	SM	W (%)	Ticker	Name	R	SM	W (%)
2012-12-03	RRD	R.r.donnelleys&sons	D	-2.88	0.20	ROP	Roper Technologies	A	2.34	0.20
2012-12-03	DOW	Dow Chemical	D	-2.86	2.70	PPG	Ppg Industries	A	2.28	2.70
2012-12-03	ENGI	Engie	C	-1.85	0.70	BIIB	Biogen	A	2.54	0.70
2012-12-03	JCI	Johnson Controls	D	-2.86	0.70	LEN	Lennar	A	2.49	0.70
2012-12-03	KLAC	Kla-tencor	D	-2.86	0.60	CSC	Computer Sciences	A	2.29	0.60
2012-12-03	KO	Coca-cola	C	-1.85	1.10	DHI	D.r. Horton	A	2.38	1.10
2012-12-03	FLEX	Flex	D	-2.86	0.10	GWW	Ww Grainger	A	2.33	0.10
2012-12-03	MO	Altria	C	-1.84	2.30	VFC	Vf	A	2.38	2.30
2012-12-03	PEG	Public Service Enterprise	D	-2.85	0.60	NRG	Nrg Energy	A	2.25	0.60
2012-12-03	TAP	Molson Coors Brewing	C	-1.85	0.20	STZ	Constellation Brands	A	2.33	0.20
2012-12-03	SLB	Schlumberger	C	-1.85	2.40	MPC	Marathon Petroleum	A	2.37	2.40
2012-12-03	BP	Bp Adr	C	-1.84	0.30	WMB	Williams Companies	A	2.28	0.30
2012-12-03	HSH	Hillshire Brands	D	-2.96	0.10	V	Visa	A	2.38	0.50
2012-12-03	WFC	Wells Fargo	C	-1.85	0.50	IR	Ingersoll-rand	A	2.30	0.80
2012-12-03	WM	Waste Management	D	-2.85	0.80	CF	Cf Industries	A	2.27	0.20
2012-12-03	X	United States Steel	D	-2.84	0.20	AZO	Autozone	A	2.54	0.20
2012-12-03	MTP	Arcelor Mittal	D	-2.85	0.20	CBS	Cbs	A	2.45	2.00
2012-12-03	BP.	Bp	D	-2.84	2.00	JDSU	JDS Uniphase Corporation	A	2.24	0.70
2012-12-03	INTC	Intel	D	-2.89	0.70	EXPE	Expedia	A	2.39	0.30
2012-12-03	FP	Total	C	-1.85	0.30	SYMC	Symantec	A	2.24	0.20
2012-12-03	CSCO	Cisco Systems	C	-1.84	0.20	WHR	Whirlpool	A	2.31	0.70
2012-12-03	NKE	Nike	C	-1.86	0.70	GPS	Gap	A	2.37	0.10
2012-12-03	DAI	Daimler	D	-2.85	0.10	BAC	Bank Of America	A	2.33	0.30
2012-12-03	AIR	Airbus	C	-1.86	0.30	PCS	T-Mobile US Inc.	A	2.32	0.30
2012-12-03	ABX	Barrick Gold	D	-2.86	0.30	SNA	Snap-on	A	2.27	0.90
2012-12-03	PEP	Pepsico	C	-1.84	0.90	OKE	Oneok	A	2.23	0.30
2012-12-03	EXC	Exelon	D	-2.88	0.30					
2012-12-03	HPQ	Hp	D	-2.96	0.70	PKI	Perkinelmer	A	2.30	0.70
2012-12-03	UPS	United Parcel Service	D	-2.85	0.70	WFM	Whole Foods Market	A	3.00	0.30
2012-12-03	UAL	United Continental	C	-1.87	0.30	VLO	Valero Energy	A	2.26	0.40
2012-12-03	RDS.B	Royal Dutch Shell Adr	C	-1.85	0.40	LOW	Lowe's Companies	A	2.32	0.90
2012-12-03	RDSB	Royal Dutch Shell	C	-1.85	0.90	XOM	Exxon Mobil	A	2.26	1.80
2012-12-03	RDS.A	Royal Dutch Shell Adr	C	-1.85	1.80	PRGO	Perrigo Company plc	A	2.31	0.30
2012-12-03	CNQ	Canadian Natural Resources	D	-2.86	0.30	HRS	Harris	A	2.23	0.20
2012-12-03	AVGO	Broadcom	C	-1.84	0.20	COG	Cabot Oil & Gas	A	2.25	1.10
2012-12-03	BHGE	Baker Hughes, A Ge	C	-1.85	1.10	AKAM	Akamai Technologies	A	2.37	1.50
2013-01-01	AAPL	Apple	C	-1.87	1.50	PHM	Pultegroup	A	2.85	0.10
2013-01-01	RAI	Reynolds American	C	-1.85	0.10	FSLR	First Solar	A	2.44	0.50
2013-01-01	DVN	Devon Energy	D	-2.86	0.50	TSO	Tesoro	A	2.40	0.80
2013-01-01	APA	Apache	D	-2.86	0.80	LEN	Lennar	A	2.51	0.10
2013-01-01	AVP	Avon Products	D	-2.86	0.10	SHW	Sherwin-williams	A	2.37	1.50
2013-01-01	CSX	Csx	D	-2.86	1.50	NI	Nisource	A	2.53	1.10
2013-01-01	D	Dominion Resources	C	-1.84	1.10	GWW	Ww Grainger	A	2.35	0.20
2013-01-01	RRD	R.r.donnelleys&sons	D	-2.89	0.20	CBS	Cbs	A	2.48	0.40
2013-01-01	ENGI	Engie	D	-2.87	0.40	ROP	Roper Technologies	A	2.34	1.00
2013-01-01	GE	General Electric	C	-1.85	1.00	MPC	Marathon Petroleum	A	2.39	0.60
2013-01-01	HAL	Halliburton	C	-1.84	0.60	DHI	D.r. Horton	A	2.39	0.80
2013-01-01	JCI	Johnson Controls	D	-2.85	0.80	CSC	Computer Sciences	A	2.30	0.60
2013-01-01	KLAC	Kla-tencor	D	-2.86	0.60	VFC	Vf	A	2.36	1.10
2013-01-01	KO	Coca-cola	C	-1.85	1.10	AZO	Autozone	A	2.51	0.40
2013-01-01	MCD	Mcdonald's	D	-2.84	0.40	PKI	Perkinelmer	A	2.30	0.10
2013-01-01	FLEX	Flex	D	-2.85	0.10	STZ	Constellation Brands	A	2.33	2.30
2013-01-01	MO	Altria	C	-1.86	2.30	JDSU	JDS Uniphase Corporation	A	2.26	3.30
2013-01-01	MSFT	Microsoft	D	-2.86	3.30					

Date	Ticker	Name	R	SM	W (%)	Ticker	Name	R	SM	W (%)
2013-01-01	PCG	Pg&e	D	-2.86	0.20	NRG	Nrg Energy	A	2.27	0.20
2013-01-01	PEG	Public Service Enterprise	D	-2.85	0.40	SRE	Sempra Energy	A	2.24	0.40
2013-01-01	TAP	Molson Coors Brewing	C	-1.84	0.00	DLPH	Delphi Automotive	A	2.32	0.00
2013-01-01	SLB	Schlumberger	C	-1.85	2.30	WMB	Williams Companies	A	2.29	2.30
2013-01-01	BP	Bp Adr	C	-1.84	0.30	VLO	Valero Energy	A	2.28	0.30
2013-01-01	TXT	Texttron	C	-1.86	0.30	IR	Ingersoll-rand	A	2.30	0.30
2013-01-01	WFC	Wells Fargo	C	-1.84	0.20	MA	Mastercard	A	2.43	0.20
2013-01-01	BP	Bp	D	-2.84	2.00	EXPE	Expedia	A	2.40	2.00
2013-01-01	INTC	Intel	D	-2.88	0.70	HRS	Harris	A	2.25	0.70
2013-01-01	FP	Total	C	-1.84	0.30	BAC	Bank Of America	A	2.39	0.30
2013-01-01	NKE	Nike	C	-1.85	0.80	WHR	Whirlpool	A	2.31	0.80
2013-01-01	VOD	Vodafone	D	-2.87	0.50	V	Visa	A	2.39	0.50
2013-01-01	AIR	Airbus	C	-1.84	0.30	WYN	Wyndham Worldwide	A	2.33	0.30
2013-01-01	GSK	Glaxosmithkline	D	-2.85	0.30	LOW	Lowe's Companies	A	2.31	0.30
2013-01-01	ABX	Barrick Gold	D	-2.86	0.20	NX	Lowe's Companies Twenty-First Century Fox Inc	A	2.31	0.20
2013-01-01	PEP	Pepsico	C	-1.84	0.80	SNA	Snap-on	A	2.27	0.80
2013-01-01	STJ	St Jude Medical Inc	D	-2.86	0.50	BIIB	Biogen	A	2.53	0.50
2013-01-01	PM	Philip Morris International	C	-1.85	4.80	HSY	The Hershey	A	2.26	4.80
2013-01-01	EXC	Exelon	D	-2.87	0.30	EIX	Edison International	A	2.23	0.30
2013-01-01	HPQ	Hp	D	-2.95	1.10					
2013-01-01	UPS	United Parcel Service	D	-2.85	0.90	PWR	Quanta Services	A	2.28	0.90
2013-01-01	RDS.B	Royal Dutch Shell Adr	C	-1.84	0.50	COG	Cabot Oil & Gas	A	2.26	0.50
2013-01-01	RDSB	Royal Dutch Shell	C	-1.85	0.90	PPG	Ppg Industries	A	2.31	0.90
2013-01-01	RDS.A	Royal Dutch Shell Adr	C	-1.84	1.80	XOM	Exxon Mobil	A	2.25	1.80
2013-01-01	CNQ	Canadian Natural Resources	D	-2.86	0.30	THC	Tenet Healthcare	A	2.31	0.30
2013-01-01	MDLZ	Mondelez International	D	-2.87	0.90	GT	Goodyear Tire & Rubber	A	2.24	0.90
2013-01-01	AVGO	Broadcom	C	-1.86	0.20	TER	Teradyne	A	2.24	0.20
2013-01-01	BHGE	Baker Hughes, A Ge	C	-1.86	1.10	CAM	Cameron International Corp.	A	2.24	1.10
2013-02-01	AAPL	Apple	D	-2.89	1.20	AKAM	Akamai Technologies	A	2.37	1.20
2013-02-01	ABT	Abbott Laboratories	C	-1.85	2.70	BIIB	Biogen	A	2.57	2.70
2013-02-01	FE	Firstenergy	D	-2.87	0.40	NI	Nisource	A	2.58	0.40
2013-02-01	DVN	Devon Energy	D	-2.85	0.50	MPC	Marathon Petroleum	A	2.47	0.50
2013-02-01	RRD	R.r.donnelley&sons	D	-2.88	0.20	SHW	Sherwin-williams	A	2.39	0.20
2013-02-01	ENGI	Engie	D	-2.87	0.40	NFLX	Netflix	A	2.51	0.40
2013-02-01	GE	General Electric	C	-1.84	1.00	GWW	Ww Grainger	A	2.38	1.00
2013-02-01	GLW	Corning	D	-2.86	0.10	CSC	Computer Sciences	A	2.32	0.10
2013-02-01	KO	Coca-cola	C	-1.85	1.00	PHM	Pultegroup	A	2.96	1.00
2013-02-01	MRK	Merck & Co	C	-1.85	0.20	THC	Tenet Healthcare	A	2.37	0.20
2013-02-01	MSFT	Microsoft	D	-2.86	3.20	JDSU	JDS Uniphase Corporation	A	2.29	3.20
2013-02-01	PCG	Pg&e	D	-2.85	0.20	NRG	Nrg Energy	A	2.28	0.20
2013-02-01	PEG	Public Service Enterprise	D	-2.85	0.40	SRE	Sempra Energy	A	2.25	0.40
2013-02-01	WFC	Wells Fargo	C	-1.84	0.20	MA	Mastercard	A	2.45	0.20
2013-02-01	INTC	Intel	D	-2.88	0.70	SYMC	Symantec	A	2.28	0.70
2013-02-01	KSS	Kohl's	D	-2.86	0.40	CBS	Cbs	A	2.53	0.40
2013-02-01	ABX	Barrick Gold	D	-2.87	0.20	EXPE	Expedia	A	2.43	0.20
2013-02-01	VZ	Verizon Communications	C	-1.84	1.90	PCS	T-Mobile US Inc.	A	2.29	1.90
2013-02-01	PM	Philip Morris International	C	-1.84	4.70	LEN	Lennar	A	2.54	4.70
2013-02-01	EXC	Exelon	D	-2.87	0.30	EIX	Edison International	A	2.24	0.30
2013-02-01	MDLZ	Mondelez International	D	-2.86	0.90	DHI	D.r. Horton	A	2.46	0.90
2013-02-01	BHGE	Baker Hughes, A Ge	C	-1.84	1.20	TSO	Tesoro	A	2.45	1.20



Date	Ticker	Name	R	SM	W (%)	Ticker	Name	R	SM	W (%)
2013-03-01	AAPL	Apple	D	-2.90	1.10	CSC	Computer Sciences	A	2.36	1.10
2013-03-01	FE	Firstenergy	D	-2.87	0.40	NI	Nisource	A	2.59	0.40
2013-03-01	DVN	Devon Energy	D	-2.85	0.50	TSO	Tesoro	A	2.53	0.50
2013-03-01	APA	Apache	D	-2.86	0.70	MPC	Marathon Petroleum	A	2.52	0.70
2013-03-01	ENGI	Engie	D	-2.88	0.40	LEN	Lennar	A	2.51	0.40
2013-03-01	MRK	Merck & Co	C	-1.85	0.20	BIIB	Biogen	A	2.61	0.20
2013-03-01	MSFT	Microsoft	D	-2.86	3.20	AKAM	Akamai Technologies	A	2.33	3.20
2013-03-01	INTC	Intel	D	-2.88	0.70	SYMC	Symantec	A	2.30	0.70
2013-03-01	VOD	Vodafone	D	-2.84	0.50	MA	Mastercard	A	2.45	0.50
2013-03-01	KSS	Kohl's	D	-2.86	0.40	NFLX	Netflix	A	2.59	0.40
2013-03-01	ABX	Barrick Gold	D	-2.88	0.20	DHI	D.r. Horton	A	2.44	0.20
2013-03-01	JWN	Nordstrom	C	-1.85	0.20	CBS	Cbs	A	2.55	0.20
2013-03-01	EXC	Exelon	D	-2.87	0.30	NRG	Nrg Energy	A	2.28	0.30
2013-03-01	MDLZ	Mondelez International	D	-2.86	0.90	PHM	Pultegroup	A	2.91	0.90
2013-04-01	AAPL	Apple	D	-2.90	1.10	CSC	Computer Sciences	A	2.36	1.10
2013-04-01	FE	Firstenergy	D	-2.86	0.40	NI	Nisource	A	2.62	0.40
2013-04-01	APA	Apache	D	-2.85	0.80	MPC	Marathon Petroleum	A	2.55	0.80
2013-04-01	ENGI	Engie	D	-2.87	0.40	CBS	Cbs	A	2.58	0.40
2013-04-01	MRK	Merck & Co	C	-1.85	0.30	BIIB	Biogen	A	2.70	0.30
2013-04-01	X	United States Steel	C	-1.88	0.20	PPG	Ppg Industries	A	2.31	0.20
2013-04-01	ABX	Barrick Gold	D	-2.88	0.10	NFLX	Netflix	A	2.57	0.10
2013-04-01	ENI	Eni	C	-1.85	0.30	LEN	Lennar	A	2.53	0.30
2013-04-01	MDLZ	Mondelez International	D	-2.85	0.70	PHM	Pultegroup	A	2.95	0.70
2013-05-01	AAPL	Apple	D	-2.90	1.10	CSC	Computer Sciences	A	2.34	1.10
2013-05-01	DVN	Devon Energy	D	-2.84	0.50	FSLR	First Solar	A	2.65	0.50
2013-05-01	APA	Apache	D	-2.86	0.70	TSO	Tesoro	A	2.47	0.70
2013-05-01	GLE	Societe Generale	C	-1.87	0.20	BIIB	Biogen	A	2.77	0.20
2013-05-01	CTL	Centurylink	D	-2.86	1.60	PHM	Pultegroup	A	2.98	1.60
2013-05-01	DOW	Dow Chemical	C	-1.84	2.30	PPG	Ppg Industries	A	2.33	2.30
2013-05-01	COP	Conocophillips	C	-1.84	1.60	MPC	Marathon Petroleum	A	2.45	1.60
2013-05-01	BP	Bp Adr	C	-1.84	0.10	VLO	Valero Energy	A	2.35	0.10
2013-05-01	AMZN	Amazon.com	C	-1.85	1.20	NFLX	Netflix	A	2.66	1.20
2013-05-01	X	United States Steel	D	-2.89	0.10	ECL	Ecolab	A	2.29	0.10
2013-05-01	MTP	Arcelor Mittal	D	-2.89	0.20	NI	Nisource	A	2.65	0.20
2013-05-01	BP.	Bp	C	-1.84	1.90	CBS	Cbs	A	2.58	1.90
2013-05-01	FP	Total	C	-1.84	0.10	LEN	Lennar	A	2.53	0.10
2013-05-01	ABX	Barrick Gold	D	-2.92	0.10	DHI	D.r. Horton	A	2.50	0.30
2013-05-01	ENI	Eni	C	-1.84	0.30	COG	Cabot Oil & Gas	A	2.34	0.40
2013-05-01	RDS.B	Royal Dutch Shell Adr	D	-2.84	0.40	MA	Mastercard	A	2.47	0.80
2013-05-01	RDSB	Royal Dutch Shell	C	-1.83	0.80	PSX	Phillips 66	A	2.34	1.40
2013-05-01	RDS.A	Royal Dutch Shell Adr	D	-2.84	1.40	MU	Micron Technology	A	2.36	1.10
2013-06-03	AAPL	Apple	D	-2.89	1.10	BIIB	Biogen	A	2.82	0.30
2013-06-03	GLE	Societe Generale	C	-1.85	0.30	PHM	Pultegroup	A	3.00	1.40
2013-06-03	CTL	Centurylink	D	-2.87	1.40	HPQ	Hewlett-Packard	A	2.35	0.20
2013-06-03	MXIM	Maxim Integrated Products	C	-1.85	0.20	FSLR	First Solar	A	2.76	0.10
2013-06-03	BP	Bp Adr	C	-1.84	0.10	NFLX	Netflix	A	2.69	1.30
2013-06-03	AMZN	Amazon.com	C	-1.84	1.30	KSU	Kansas City Southern	A	2.56	0.30
2013-06-03	TXT	Textron	C	-1.86	0.30	PPG	Ppg Industries	A	2.36	0.10
2013-06-03	X	United States Steel	D	-2.89	0.10	REGN	Regeneron Pharmaceuticals	A	2.79	0.20
2013-06-03	MTP	Arcelor Mittal	D	-2.88	0.20	CBS	Cbs	A	2.62	0.10
2013-06-03	FP	Total	C	-1.84	0.10	NI	Nisource	A	2.61	0.30
2013-06-03	ABX	Barrick Gold	D	-2.91	0.10	TSO	Tesoro	A	2.55	0.80
2013-06-03	ENI	Eni	C	-1.85	0.30	LEN	Lennar	A	2.51	0.20
2013-06-03	RDSB	Royal Dutch Shell	C	-1.83	0.80					
2013-06-03	CNQ	Canadian Natural Resources	C	-1.85	0.20					
2013-07-01	AAPL	Apple	D	-2.90	1.20	BIIB	Biogen	A	2.79	1.50
2013-07-01	CTL	Centurylink	D	-2.86	1.50	MU	Micron Technology	A	2.43	0.60
2013-07-01	IBM	IBM	C	-1.85	0.60	HPQ	Hewlett-Packard	A	2.35	0.10
2013-07-01	MXIM	Maxim Integrated Products	C	-1.86	0.10	CSC	Computer Sciences	A	2.33	2.10
2013-07-01	ORCL	Oracle	C	-1.86	2.10	KSU	Kansas City Southern	A	2.56	0.40
2013-07-01	TXT	Textron	C	-1.86	0.40					



Date	Ticker	Name	R	SM	W (%)	Ticker	Name	R	SM	W (%)
2013-07-01	X	United States Steel	D	-2.89	0.10	PPG	Ppg Industries	A	2.34	0.10
2013-07-01	MTP	Arcelor Mittal	D	-2.89	0.20	REGN	Regeneron Pharmaceuticals	A	2.77	0.20
2013-07-01	ABX	Barrick Gold	D	-2.93	0.00					
2013-07-01	ENI	Eni	C	-1.86	0.30	NFLX	Netflix	A	2.69	0.30
2013-07-01	PM	Philip Morris International	C	-1.85	4.10	PHM	Pultegroup	A	2.90	4.10
2013-07-01	CNQ	Canadian Natural Resources	C	-1.85	0.20	FSLR	First Solar	A	2.66	0.20
2013-07-01	ABI	Anheuser-busch Inbev	C	-1.85	0.40	CBS	Cbs	A	2.61	0.40
2013-08-01	AAPL	Apple	D	-2.89	1.30	MU	Micron Technology	A	2.41	1.30
2013-08-01	FE	Firstenergy	D	-2.85	0.50	NI	Nisource	A	2.66	0.50
2013-08-01	CTL	Centurylink	D	-2.86	1.40	REGN	Regeneron Pharmaceuticals	A	2.93	1.40
2013-08-01	IBM	IBM	D	-2.85	0.60	HPQ	Hewlett-Packard	A	2.37	0.60
2013-08-01	MXIM	Maxim Integrated Products	C	-1.85	0.10	CSC	Computer Sciences	A	2.36	0.10
2013-08-01	ORCL	Oracle	C	-1.85	2.10	SYMC	Symantec	A	2.34	2.10
2013-08-01	T	At&t	C	-1.85	1.60	BIIB	Biogen	A	2.79	1.60
2013-08-01	BP	Bp Adr	C	-1.84	0.10	FSLR	First Solar	A	2.68	0.10
2013-08-01	TXT	Textron	C	-1.85	0.40	KSU	Kansas City Southern	A	2.57	0.40
2013-08-01	X	United States Steel	D	-2.89	0.10	PPG	Ppg Industries	A	2.37	0.10
2013-08-01	MTP	Arcelor Mittal	D	-2.88	0.20	NFLX	Netflix	A	2.77	0.20
2013-08-01	ABX	Barrick Gold	D	-2.93	0.00					
2013-08-01	ENI	Eni	D	-2.85	0.30	CBS	Cbs	A	2.69	0.30
2013-08-01	PM	Philip Morris International	C	-1.84	3.90	STZ	Constellation Brands	A	2.49	3.90
2013-08-01	RDS.B	Royal Dutch Shell Adr	D	-2.84	0.10	TSO	Tesoro	A	2.53	0.10
2013-08-01	RDSB	Royal Dutch Shell	D	-2.84	0.60	MA	Mastercard	A	2.56	0.60
2013-08-01	RDS.A	Royal Dutch Shell Adr	D	-2.85	1.00	COG	Cabot Oil & Gas	A	2.40	1.00
2013-08-01	ABI	Anheuser-busch Inbev	C	-1.84	0.40	GNW	Genworth Financial	A	2.53	0.40
2013-09-02	ABT	Abbott Laboratories	C	-1.86	0.40	REGN	Regeneron Pharmaceuticals	A	2.81	0.40
2013-09-02	FE	Firstenergy	D	-2.86	0.50	NI	Nisource	A	2.62	0.50
2013-09-02	APA	Apache	C	-1.84	0.50	COG	Cabot Oil & Gas	A	2.41	0.50
2013-09-02	CTL	Centurylink	D	-2.87	1.40	FTR	Frontier Communications	A	2.19	1.40
2013-09-02	IBM	IBM	D	-2.86	0.50	MU	Micron Technology	A	2.41	0.50
2013-09-02	KO	Coca-cola	C	-1.85	1.00	STZ	Constellation Brands	A	2.50	1.00
2013-09-02	MAS	Masco	C	-1.86	0.10	KSU	Kansas City Southern	A	2.54	0.10
2013-09-02	MO	Altria	C	-1.85	2.30	DLPH	Delphi Automotive	A	2.47	2.30
2013-09-02	MXIM	Maxim Integrated Products	C	-1.86	0.10	CSC	Computer Sciences	A	2.37	0.10
2013-09-02	ORCL	Oracle	C	-1.85	2.20	SYMC	Symantec	A	2.32	2.20
2013-09-02	PCG	Pg&e	C	-1.86	0.20	NRG	Nrg Energy	A	2.31	0.20
2013-09-02	HSBA	Hsbc	C	-1.85	0.30	CBS	Cbs	A	2.64	0.30
2013-09-02	T	At&t	D	-2.86	1.60	NFLX	Netflix	A	2.88	1.60
2013-09-02	BP	Bp Adr	D	-2.84	0.10	PXD	Pioneer Natural Resources	A	2.37	0.10
2013-09-02	X	United States Steel	D	-2.88	0.10	PPG	Ppg Industries	A	2.36	0.10
2013-09-02	BP.	Bp	C	-1.85	1.80	GME	Gamestop Corp New	A	2.53	1.80
2013-09-02	HSBC	Hsbc Adr	C	-1.85	0.20	MA	Mastercard	A	2.53	0.20
2013-09-02	ABX	Barrick Gold	D	-2.92	0.00					
2013-09-02	ACN	Accenture Cl A	C	-1.86	0.60	GWW	Ww Grainger	A	2.42	0.60
2013-09-02	VZ	Verizon Communications	C	-1.85	2.10	BIIB	Biogen	A	2.77	2.10
2013-09-02	PM	Philip Morris International	D	-2.86	3.80	EA	Electronic Arts	A	2.41	3.80
2013-09-02	EXC	Exelon	D	-2.86	0.90	SRE	Sempra Energy	A	2.28	0.90
2013-09-02	RDS.B	Royal Dutch Shell Adr	D	-2.84	0.10	EQT	Eqt	A	2.32	0.10
2013-09-02	RDSB	Royal Dutch Shell	D	-2.85	0.60	BBY	Best Buy	A	2.53	0.60
2013-09-02	RDS.A	Royal Dutch Shell Adr	D	-2.85	1.00	HP	Helmerich & Payne	A	2.27	1.00
2013-09-02	KMI	Kinder Morgan	C	-1.85	0.40	APC	Anadarko Petroleum	A	2.27	0.40
2013-09-02	ABI	Anheuser-busch Inbev	C	-1.85	0.40	TRIP	Tripadvisor	A	2.50	0.40

Date	Ticker	Name	R	SM	W (%)	Ticker	Name	R	SM	W (%)
2013-10-01	ABT	Abbott Laboratories	C	-1.85	0.40	REGN	Regeneron Pharmaceuticals	A	3.00	0.40
2013-10-01	FE	Firstenergy	D	-2.86	0.50	NI	Nisource	A	2.66	0.50
2013-10-01	CTL	Centurylink	D	-2.88	1.20	FTR	Frontier Communications	A	2.19	1.20
2013-10-01	IBM	IBM	D	-2.86	0.50	MU	Micron Technology	A	2.54	0.50
2013-10-01	KO	Coca-cola	C	-1.85	0.90	STZ	Constellation Brands	A	2.54	0.90
2013-10-01	MO	Altria	C	-1.84	2.10	DLPH	Delphi Automotive	A	2.50	2.10
2013-10-01	ORCL	Oracle	C	-1.85	2.80	CSC	Computer Sciences	A	2.39	2.80
2013-10-01	PCG	Pg&e	C	-1.86	0.20	NRG	Nrg Energy	A	2.32	0.20
2013-10-01	HSBA	Hsbc	C	-1.85	0.30	MA	Mastercard	A	2.59	0.30
2013-10-01	T	At&t	D	-2.85	1.20	WIN	Windstream Holdings	B	1.18	1.20
2013-10-01	BP	Bp	C	-1.85	1.70	BBY	Best Buy	A	2.56	1.70
2013-10-01	ABX	Barrick Gold	D	-2.92	0.00					
2013-10-01	ACN	Accenture Cl A	C	-1.85	0.80	KSU	Kansas City Southern	A	2.57	0.80
2013-10-01	JWN	Nordstrom	C	-1.85	0.20	NFLX	Netflix	A	3.00	0.20
2013-10-01	VZ	Verizon Communications	C	-1.85	2.30	CBS	Cbs	A	2.70	2.30
2013-10-01	PM	Philip Morris International	D	-2.84	3.60	WHR	Whirlpool	A	2.44	3.60
2013-10-01	EXC	Exelon	D	-2.86	1.40	SRE	Sempra Energy	A	2.29	1.40
2013-10-01	RDSB	Royal Dutch Shell	D	-2.85	0.60	GME	Gamestop Corp New	A	2.54	0.60
2013-10-01	KMI	Kinder Morgan	C	-1.85	0.40	PXD	Pioneer Natural Resources	A	2.41	0.40
2013-11-01	FE	Firstenergy	D	-2.86	0.50	NI	Nisource	A	2.67	0.50
2013-11-01	BN	Danone	C	-1.85	0.10	REGN	Regeneron Pharmaceuticals	A	2.96	0.10
2013-11-01	CTL	Centurylink	D	-2.87	1.20	FTR	Frontier Communications	A	2.20	1.20
2013-11-01	YUM	Yum Brands	C	-1.85	0.50	NFLX	Netflix	A	3.00	0.50
2013-11-01	IBM	IBM	D	-2.86	0.50	MU	Micron Technology	A	2.54	0.50
2013-11-01	KO	Coca-cola	C	-1.85	0.90	STZ	Constellation Brands	A	2.61	0.90
2013-11-01	PCG	Pg&e	C	-1.85	0.20	NRG	Nrg Energy	A	2.33	0.20
2013-11-01	PEG	Public Service Enterprise	C	-1.85	0.20	SRE	Sempra Energy	A	2.31	0.20
2013-11-01	HSBA	Hsbc	C	-1.85	0.30	GNW	Genworth Financial	A	2.58	0.30
2013-11-01	HSBC	Hsbc Adr	C	-1.83	0.10	MA	Mastercard	A	2.64	0.10
2013-11-01	ACN	Accenture Cl A	C	-1.85	0.70	KSU	Kansas City Southern	A	2.63	0.70
2013-11-01	PEP	Pepsico	C	-1.84	0.80	DLPH	Delphi Automotive	A	2.49	0.80
2013-11-01	JWN	Nordstrom	C	-1.84	0.20	CBS	Cbs	A	2.75	0.20
2013-11-01	VZ	Verizon Communications	C	-1.84	2.40	WIN	Windstream Holdings	B	1.19	2.40
2013-11-01	EXC	Exelon	D	-2.87	1.30	EIX	Edison International	A	2.25	1.30
2013-11-01	CVX	Chevron	C	-1.85	0.60	PXD	Pioneer Natural Resources	A	2.43	0.60
2013-11-01	UAL	United Continental	C	-1.84	0.50	BBY	Best Buy	A	2.63	0.50
2013-11-01	RDSB	Royal Dutch Shell	D	-2.84	0.60	GME	Gamestop Corp New	A	2.58	0.60
2013-11-01	KMI	Kinder Morgan	C	-1.86	0.30	HP	Helmerich & Payne	A	2.33	0.30
2013-12-02	FE	Firstenergy	D	-2.88	0.40	NI	Nisource	A	2.67	0.40
2013-12-02	BN	Danone	C	-1.85	0.10	NFLX	Netflix	A	3.00	0.10
2013-12-02	CTL	Centurylink	D	-2.88	1.10	FTR	Frontier Communications	A	2.20	1.10
2013-12-02	IBM	IBM	D	-2.86	0.50	MU	Micron Technology	A	2.65	0.50
2013-12-02	FLEX	Flex	C	-1.87	0.00	KSU	Kansas City Southern	A	2.63	0.00
2013-12-02	PCG	Pg&e	C	-1.86	0.20	NRG	Nrg Energy	A	2.31	0.20
2013-12-02	PEG	Public Service Enterprise	C	-1.85	0.20	SRE	Sempra Energy	A	2.30	0.20
2013-12-02	HSBA	Hsbc	C	-1.85	0.30	REGN	Regeneron Pharmaceuticals	A	2.99	0.30
2013-12-02	HSBC	Hsbc Adr	C	-1.83	0.10	MA	Mastercard	A	2.66	0.10
2013-12-02	EXC	Exelon	D	-2.87	1.20	AES	Aes	A	2.25	1.20
2013-12-02	CVX	Chevron	C	-1.84	0.60	PXD	Pioneer Natural Resources	A	2.38	0.60

Date	Ticker	Name	R	SM	W (%)	Ticker	Name	R	SM	W (%)
2013-12-02	RDSB	Royal Dutch Shell	D	-2.84	0.60	CBS	Cbs	A	2.74	0.60
2013-12-02	KMI	Kinder Morgan	D	-2.86	0.30	HP	Helmerich & Payne	A	2.33	0.30
2014-01-01	FE	Firstenergy	D	-2.87	0.40	NI	Nisource	A	2.70	0.40
2014-01-01	SU	Schneider Electric	C	-1.84	0.40	NFLX	Netflix	A	3.00	0.40
2014-01-01	CAG	Conagra Brands	D	-2.85	0.30	STZ	Constellation Brands	A	2.65	0.30
2014-01-01	CTL	Centurylink	D	-2.88	1.10	FTR	Frontier Communications	A	2.20	1.10
2014-01-01	IBM	IBM	D	-2.86	0.50	MU	Micron Technology	A	2.66	0.50
2014-01-01	MXIM	Maxim Integrated Products	D	-2.85	0.10	FB	Facebook	A	2.51	0.10
2014-01-01	NEM	Newmont Mining	D	-2.93	0.10					
2014-01-01	PCG	Pg&e	D	-2.86	0.20	NRG	Nrg Energy	A	2.33	0.20
2014-01-01	PEG	Public Service Enterprise	C	-1.85	0.20	SRE	Sempra Energy	A	2.30	0.20
2014-01-01	HSBA	Hsbc	D	-2.86	0.30	REGN	Regeneron Pharmaceuticals	A	2.92	0.30
2014-01-01	HSBC	Hsbc Adr	C	-1.83	0.10	MA	Mastercard	A	2.73	0.10
2014-01-01	EXC	Exelon	D	-2.87	1.50	AES	Aes	A	2.25	1.50
2014-01-01	CVX	Chevron	C	-1.84	0.60	PXD	Pioneer Natural Resources	A	2.39	0.60
2014-01-01	KMI	Kinder Morgan	D	-2.85	0.30	HP	Helmerich & Payne	A	2.36	0.30
2014-02-03	FE	Firstenergy	D	-2.88	0.40	NI	Nisource	A	2.72	0.40
2014-02-03	DVN	Devon Energy	C	-1.85	0.50	HP	Helmerich & Payne	A	2.37	0.50
2014-02-03	SU	Schneider Electric	C	-1.85	0.40	GNW	Genworth Financial	A	2.58	0.40
2014-02-03	CTL	Centurylink	D	-2.89	1.00	FTR	Frontier Communications	A	2.19	1.00
2014-02-03	7201	Nissan Motor	D	-2.88	0.10	FB	Facebook	A	2.58	0.10
2014-02-03	ENGI	Engie	C	-1.86	0.20	BAC	Bank Of America	A	2.55	0.20
2014-02-03	GIS	General Mills	C	-1.85	0.30	STZ	Constellation Brands	A	2.70	0.30
2014-02-03	IBM	IBM	D	-2.87	0.50	MU	Micron Technology	A	2.69	0.50
2014-02-03	K	Kellogg	D	-2.86	0.20	MHK	Mohawk Industries	A	2.56	0.20
2014-02-03	NEM	Newmont Mining	D	-2.94	0.10					
2014-02-03	F	Ford Motor	C	-1.86	0.20	KORS	Michael Kors	A	2.53	0.20
2014-02-03	COP	Conocophillips	C	-1.86	1.40	EQT	Eqt	A	2.35	1.40
2014-02-03	PCG	Pg&e	D	-2.86	0.20	SRE	Sempra Energy	A	2.31	0.20
2014-02-03	PEG	Public Service Enterprise	C	-1.85	0.20	OKE	Oneok	A	2.26	0.20
2014-02-03	HSBA	Hsbc	D	-2.87	0.30	V	Visa	A	2.54	0.30
2014-02-03	T	At&t	D	-2.85	1.00	REGN	Regeneron Pharmaceuticals	A	2.95	1.00
2014-02-03	CSGN	Credit Suisse	C	-1.85	0.50	TRIP	Tripadvisor	A	2.50	0.50
2014-02-03	HSBC	Hsbc Adr	C	-1.85	0.10	MA	Mastercard	A	2.64	0.10
2014-02-03	9984	Softbank	C	-1.87	1.30	IR	Ingersoll-rand	A	2.46	1.30
2014-02-03	KSS	Kohl's	C	-1.86	0.20	NFLX	Netflix	A	3.00	0.20
2014-02-03	PEP	Pepsico	C	-1.85	0.70	DLPH	Delphi Automotive	A	2.50	0.70
2014-02-03	TWX	Time Warner	C	-1.85	0.90	CBS	Cbs	A	2.71	0.90
2014-02-03	ENI	Eni	C	-1.84	0.60	AMP	Ameriprise Financial	A	2.45	0.60
2014-02-03	JWN	Nordstrom	C	-1.85	0.10	DAL	Delta Air Lines	A	2.57	0.10
2014-02-03	VZ	Verizon Communications	C	-1.85	2.20	ADS	Alliance Data Systems	A	2.67	2.20
2014-02-03	PM	Philip Morris International	D	-2.86	3.00	TSN	Tyson Foods	A	2.40	3.00
2014-02-03	EXC	Exelon	D	-2.86	1.60	EIX	Edison International	A	2.24	1.60
2014-02-03	CVX	Chevron	C	-1.86	0.60	CHK	Chesapeake Energy	A	2.26	0.60
2014-02-03	KMI	Kinder Morgan	D	-2.86	0.30	MUR	Murphy Oil	A	2.25	0.30
2014-02-03	KFT	Kraft Foods	C	-1.84	0.50	HAR	Harman Ind Inc	A	2.40	0.50
2014-02-03	ABI	Anheuser-busch Inbev	C	-1.85	0.40	VRTX	Vertex Pharmaceuticals	A	2.45	0.40
2014-03-03	FE	Firstenergy	D	-2.88	0.40	NI	Nisource	A	2.73	0.40
2014-03-03	APA	Apache	C	-1.86	0.30	HP	Helmerich & Payne	A	2.42	0.30
2014-03-03	CTL	Centurylink	D	-2.88	1.10	FTR	Frontier Communications	A	2.21	1.10
2014-03-03	7201	Nissan Motor	D	-2.88	0.10	FB	Facebook	A	2.63	0.10
2014-03-03	YUM	Yum Brands	C	-1.84	0.60	NFLX	Netflix	A	3.00	0.60
2014-03-03	ENGI	Engie	C	-1.84	0.30	GNW	Genworth Financial	A	2.62	0.30

Date	Ticker	Name	R	SM	W (%)	Ticker	Name	R	SM	W (%)
2014-03-03	GIS	General Mills	C	-1.84	0.30	STZ	Constellation Brands	A	2.75	0.30
2014-03-03	K	Kellogg	D	-2.85	0.20	KORS	Michael Kors	A	2.68	0.20
2014-03-03	NEM	Newmont Mining	D	-2.93	0.10					
2014-03-03	F	Ford Motor	C	-1.86	0.20	MHK	Mohawk Industries	A	2.57	0.20
2014-03-03	COP	Conocophillips	C	-1.85	1.40	EQT	Eqt	A	2.38	1.40
2014-03-03	HSBA	Hsbc	D	-2.87	0.30	FRX	Forest Laboratories	A	2.56	0.30
2014-03-03	T	At&t	D	-2.85	0.90	REGN	Regeneron Pharmaceuticals	A	3.00	0.90
2014-03-03	WM	Waste Management	C	-1.85	0.80	ADS	Alliance Data Systems	A	2.79	0.80
2014-03-03	HSBC	Hsbc Adr	D	-2.85	0.10	MA	Mastercard	A	2.67	0.10
2014-03-03	KSS	Kohl's	C	-1.84	0.30	CBS	Cbs	A	2.83	0.30
2014-03-03	PEP	Pepsico	C	-1.85	0.70	DLPH	Delphi Automotive	A	2.56	0.70
2014-03-03	TWX	Time Warner	C	-1.84	0.90	TRIP	Tripadvisor	A	2.68	0.90
2014-03-03	ENI	Eni	D	-2.84	0.60	V	Visa	A	2.56	0.60
2014-03-03	JWN	Nordstrom	C	-1.84	0.10	DAL	Delta Air Lines	A	2.64	0.10
2014-03-03	VZ	Verizon Communications	D	-2.84	2.10	MU	Micron Technology	A	2.75	2.10
2014-03-03	PM	Philip Morris International	D	-2.85	3.00	WHR	Whirlpool	A	2.43	3.00
2014-03-03	CVX	Chevron	C	-1.85	0.60	BHI	Baker Hughes	A	2.26	0.60
2014-03-03	GM	General Motors	C	-1.85	1.20	TSN	Tyson Foods	A	2.43	1.20
2014-03-03	KMI	Kinder Morgan	D	-2.87	0.30	NBR	Nabors Industries	A	2.26	0.30
2014-03-03	KFT	Kraft Foods	C	-1.83	0.50	HAR	Harman Ind Inc	A	2.42	0.50
2014-03-03	ABI	Anheuser-busch Inbev	C	-1.84	0.40	BAC	Bank Of America	A	2.54	0.40
2014-04-01	APA	Apache	C	-1.85	0.30	HP	Helmerich & Payne	A	2.46	0.30
2014-04-01	CAG	Conagra Brands	D	-2.85	0.30	STZ	Constellation Brands	A	2.79	0.30
2014-04-01	YUM	Yum Brands	C	-1.84	0.40	CBS	Cbs	A	2.79	0.40
2014-04-01	EMR	Emerson Electric	C	-1.84	0.20	ADS	Alliance Data Systems	A	2.77	0.20
2014-04-01	KO	Coca-cola	D	-2.85	0.90	KORS	Michael Kors	A	2.66	0.90
2014-04-01	MO	Altria	C	-1.84	2.10	DLPH	Delphi Automotive	A	2.59	2.10
2014-04-01	NEM	Newmont Mining	D	-2.93	0.10					
2014-04-01	F	Ford Motor	C	-1.85	0.30	MHK	Mohawk Industries	A	2.56	0.30
2014-04-01	COP	Conocophillips	C	-1.84	1.20	EQT	Eqt	A	2.37	1.20
2014-04-01	HSBA	Hsbc	D	-2.87	0.20	REGN	Regeneron Pharmaceuticals	A	3.00	0.20
2014-04-01	CSGN	Credit Suisse	C	-1.83	0.50	NI	Nisource	A	2.76	0.50
2014-04-01	WM	Waste Management	C	-1.85	0.60	IR	Ingersoll-rand	A	2.46	0.60
2014-04-01	ASML	Asml	C	-1.85	0.60	MU	Micron Technology	A	2.74	0.60
2014-04-01	HSBC	Hsbc Adr	D	-2.85	0.10	GNW	Genworth Financial	A	2.72	0.10
2014-04-01	GS	Goldman Sachs	C	-1.85	0.40	MA	Mastercard	A	2.65	0.40
2014-04-01	PEP	Pepsico	C	-1.84	0.70	TSN	Tyson Foods	A	2.48	0.70
2014-04-01	TWX	Time Warner	C	-1.84	0.90	DAL	Delta Air Lines	A	2.70	0.90
2014-04-01	BG.	Bg	D	-2.86	0.20	FB	Facebook	A	2.59	0.20
2014-04-01	VZ	Verizon Communications	D	-2.84	3.70	FTR	Frontier Communications	A	2.25	3.70
2014-04-01	PM	Philip Morris International	D	-2.85	3.00	WHR	Whirlpool	A	2.47	3.00
2014-04-01	CVX	Chevron	D	-2.84	0.60	NBR	Nabors Industries	A	2.28	0.60
2014-04-01	GM	General Motors	C	-1.86	1.00	HAR	Harman Ind Inc	A	2.44	1.00
2014-04-01	KMI	Kinder Morgan	D	-2.87	0.30	VLO	Valero Energy	A	2.28	0.30
2014-04-01	FOXA	Twenty-first Century Fox	C	-1.85	0.60	TRIP	Tripadvisor	A	2.65	0.60
2014-05-01	WU	The Western Union	D	-2.86	0.90	GNW	Genworth Financial	A	2.73	0.90
2014-05-01		Bayer	C	-1.84	0.40	REGN	Regeneron Pharmaceuticals	A	3.00	0.40
2014-05-01	CAG	Conagra Brands	D	-2.85	0.30	STZ	Constellation Brands	A	2.75	0.30
2014-05-01	7201	Nissan Motor	D	-2.84	0.10	NI	Nisource	A	2.78	0.10
2014-05-01	EMR	Emerson Electric	C	-1.84	0.20	IR	Ingersoll-rand	A	2.49	0.20
2014-05-01	F	Ford Motor	C	-1.85	0.20	KORS	Michael Kors	A	2.64	0.20
2014-05-01	HSBA	Hsbc	D	-2.87	0.20	FRX	Forest Laboratories	A	2.54	0.20
2014-05-01	AMZN	Amazon.com	C	-1.87	1.30	DAL	Delta Air Lines	A	2.72	1.30
2014-05-01	CSGN	Credit Suisse	C	-1.84	0.50	MYL	Mylan N.V.	A	2.48	0.50
2014-05-01	WM	Waste Management	C	-1.84	0.60	R	Ryder System	A	2.41	0.60

Date	Ticker	Name	R	SM	W (%)	Ticker	Name	R	SM	W (%)
2014-05-01	ASML	Asml	C	-1.87	0.60	TSN	Tyson Foods	A	2.47	0.60
2014-05-01	HSBC	Hsbc Adr	D	-2.85	0.10	BAC	Bank Of America	A	2.50	0.10
2014-05-01	GS	Goldman Sachs	C	-1.85	0.40	AMP	Ameriprise Financial	A	2.50	0.40
2014-05-01	9984	Softbank	C	-1.85	0.30	LUV	Southwest Airlines	A	2.47	0.30
2014-05-01	ACN	Accenture Cl A	C	-1.84	0.90	FISV	Fiserv	A	2.38	0.90
2014-05-01	RIO	Rio Tinto	C	-1.86	0.40	HPQ	Hewlett-Packard	A	2.46	0.40
2014-05-01	TWX	Time Warner	C	-1.84	0.90	CBS	Cbs	A	2.72	0.90
2014-05-01	C	Citigroup	D	-2.86	0.40	ALL	Allstate	A	2.42	0.40
2014-05-01	PRU	Prudential Financial	C	-1.85	0.50	DFS	Discover Financial Services	A	2.40	0.50
2014-05-01	VZ	Verizon Communications	D	-2.84	3.70	FTR	Frontier Communications	A	2.26	3.70
2014-05-01	ADP	Automatic Data Processing	C	-1.84	0.40	FLS	Flowserve	A	2.37	0.40
2014-05-01	GM	General Motors	C	-1.86	1.10	DLPH	Delphi Automotive	A	2.57	1.10
2014-05-01	KMI	Kinder Morgan	D	-2.87	0.30	HP	Helmerich & Payne	A	2.45	0.30
2014-05-01	FOXA	Twenty-first Century Fox	C	-1.85	0.50	TRIP	Tripadvisor	A	2.57	0.50
2014-06-02	WU	The Western Union	D	-2.84	0.90	GNW	Genworth Financial	A	2.70	0.90
2014-06-02	GLE	Societe Generale	C	-1.85	0.30	NI	Nisource	A	2.80	0.30
2014-06-02	HD	The Home Depot	C	-1.84	1.50	DAL	Delta Air Lines	A	2.79	1.50
2014-06-02	6981	Murata Manufacturing	C	-1.85	0.10	DLPH	Delphi Automotive	A	2.58	0.10
2014-06-02	F	Ford Motor	C	-1.85	0.20	STZ	Constellation Brands	A	2.78	0.20
2014-06-02	HSBA	Hsbc	D	-2.86	0.20	FRX	Forest Laboratories	A	2.56	0.20
2014-06-02	AMZN	Amazon.com	C	-1.87	1.20	LUV	Southwest Airlines	A	2.51	1.20
2014-06-02	CSGN	Credit Suisse	C	-1.84	0.50	TSN	Tyson Foods	A	2.48	0.50
2014-06-02	ASML	Asml	C	-1.86	0.60	PCLN	The Priceline	A	2.48	0.60
2014-06-02	HSBC	Hsbc Adr	D	-2.84	0.10	AMP	Ameriprise Financial	A	2.51	0.10
2014-06-02	GS	Goldman Sachs	C	-1.85	0.40	ALL	Allstate	A	2.43	0.40
2014-06-02	9984	Softbank	C	-1.85	0.30	HPQ	Hewlett-Packard	A	2.48	0.30
2014-06-02	ABX	Barrick Gold	C	-1.88	0.00	PPG	Ppg Industries	A	2.46	0.00
2014-06-02	ACN	Accenture Cl A	C	-1.84	0.90	IR	Ingersoll-rand	A	2.48	0.90
2014-06-02	RIO	Rio Tinto	C	-1.86	0.40	CSC	Computer Sciences	A	2.46	0.40
2014-06-02	C	Citigroup	D	-2.86	0.40	DFS	Discover Financial Services	A	2.43	0.40
2014-06-02	PRU	Prudential Financial	C	-1.85	0.50	MCO	Moody's	A	2.42	0.50
2014-06-02	LVS	Las Vegas Sands	C	-1.85	0.40	DIS	Walt Disney	A	2.48	0.40
2014-06-02	GM	General Motors	D	-2.86	1.00	KORS	Michael Kors	A	2.65	1.00
2014-06-02	KMI	Kinder Morgan	D	-2.86	0.30	HP	Helmerich & Payne	A	2.46	0.30
2014-07-01	GLE	Societe Generale	C	-1.86	0.30	NI	Nisource	A	2.83	0.30
2014-07-01	RRD	R.r.donnelley&sons	C	-1.86	0.10	IR	Ingersoll-rand	A	2.51	0.10
2014-07-01	HD	The Home Depot	C	-1.84	1.50	DAL	Delta Air Lines	A	2.79	1.50
2014-07-01	IBM	IBM	C	-1.84	0.40	HPQ	Hewlett-Packard	A	2.49	0.40
2014-07-01	6981	Murata Manufacturing	C	-1.84	0.10	KORS	Michael Kors	A	2.62	0.10
2014-07-01	HSBA	Hsbc	D	-2.87	0.20	DLPH	Delphi Automotive	A	2.59	0.20
2014-07-01	AMZN	Amazon.com	C	-1.86	1.80	LUV	Southwest Airlines	A	2.53	1.80
2014-07-01	CSGN	Credit Suisse	C	-1.85	0.50	HP	Helmerich & Payne	A	2.50	0.50
2014-07-01	ASML	Asml	C	-1.85	0.80	PPG	Ppg Industries	A	2.48	0.80
2014-07-01	HSBC	Hsbc Adr	D	-2.85	0.10	GNW	Genworth Financial	A	2.71	0.10
2014-07-01	NKE	Nike	C	-1.84	0.40	STZ	Constellation Brands	A	2.82	0.40
2014-07-01	GS	Goldman Sachs	C	-1.84	0.40	AMP	Ameriprise Financial	A	2.54	0.40
2014-07-01	9984	Softbank	C	-1.85	0.30	CSC	Computer Sciences	A	2.47	0.30
2014-07-01	KSS	Kohl's	C	-1.85	0.20	DIS	Walt Disney	A	2.50	0.20
2014-07-01	ABX	Barrick Gold	C	-1.86	0.10	WDC	Western Digital	A	2.47	0.10
2014-07-01	RIO	Rio Tinto	C	-1.85	0.40	LYB	Lyondellbasell Industries	A	2.45	0.40
2014-07-01	C	Citigroup	D	-2.84	0.40	DFS	Discover Financial Services	A	2.45	0.40
2014-07-01	LVS	Las Vegas Sands	C	-1.85	0.60	PCLN	The Priceline	A	2.47	0.60
2014-08-01	GLE	Societe Generale	C	-1.87	0.30	DLPH	Delphi Automotive	A	2.57	0.30



Date	Ticker	Name	R	SM	W (%)	Ticker	Name	R	SM	W (%)
2014-08-01	D	Dominion Resources	C	-1.85	0.60	NI	Nisource	A	2.79	0.60
2014-08-01	RRD	R.r.donnelleys&sons	D	-2.86	0.10	IR	Ingersoll-rand	A	2.48	0.10
2014-08-01	EMR	Emerson Electric	C	-1.85	0.20	R	Ryder System	A	2.43	0.20
2014-08-01	IBM	IBM	C	-1.84	0.40	HPQ	Hewlett-Packard	A	2.50	0.40
2014-08-01	LLTC	Linear Technology	C	-1.85	0.10	WDC	Western Digital	A	2.50	0.10
2014-08-01	PG	Procter & Gamble	C	-1.84	0.30	STZ	Constellation Brands	A	2.77	0.30
2014-08-01	SWN	Southwestern Energy	C	-1.86	0.50	HP	Helmerich & Payne	A	2.45	0.50
2014-08-01	CSGN	Credit Suisse	D	-2.86	0.50	KORS	Michael Kors	A	2.57	0.50
2014-08-01	VOD	Vodafone	D	-2.87	0.00	AMP	Ameriprise Financial	A	2.53	0.00
2014-08-01	9984	Softbank	C	-1.85	0.30	DIS	Walt Disney	A	2.49	0.30
2014-08-01	KSS	Kohl's	C	-1.85	0.20	DAL	Delta Air Lines	A	2.73	0.20
2014-08-01	BG.	Bg	C	-1.84	0.30	LYB	Lyondellbasell Industries	A	2.48	0.30
2014-08-01	LVS	Las Vegas Sands	C	-1.86	0.60	LUV	Southwest Airlines	A	2.54	0.60
2014-09-01	ROK	Rockwell Automation	C	-1.85	0.10	IR	Ingersoll-rand	A	2.49	0.10
2014-09-01	SU	Schneider Electric	C	-1.85	0.60	STZ	Constellation Brands	A	2.81	0.60
2014-09-01		Bayer	C	-1.84	0.90	DLPH	Delphi Automotive	A	2.59	0.90
2014-09-01	GLE	Societe Generale	D	-2.87	0.30	AMP	Ameriprise Financial	A	2.56	0.30
2014-09-01	D	Dominion Resources	C	-1.84	0.60	NI	Nisource	A	2.84	0.60
2014-09-01	EMR	Emerson Electric	C	-1.84	0.20	R	Ryder System	A	2.45	0.20
2014-09-01	GE	General Electric	C	-1.85	0.90	CTAS	Cintas	A	2.41	0.90
2014-09-01	LLTC	Linear Technology	C	-1.85	0.10	HPQ	Hewlett-Packard	A	2.54	0.10
2014-09-01	MXIM	Maxim Integrated Products	C	-1.85	0.10	WDC	Western Digital	A	2.51	0.10
2014-09-01	T	At&t	C	-1.84	0.60	FTR	Frontier Communications	A	2.30	0.60
2014-09-01	SWN	Southwestern Energy	C	-1.86	0.50	HP	Helmerich & Payne	A	2.45	0.50
2014-09-01	CSGN	Credit Suisse	D	-2.85	0.50	KORS	Michael Kors	A	2.55	0.50
2014-09-01	MTP	Arcelor Mittal	D	-2.86	0.20	LYB	Lyondellbasell Industries	A	2.52	0.20
2014-09-01	VOD	Vodafone	D	-2.86	0.00	DIS	Walt Disney	A	2.52	0.00
2014-09-01	9984	Softbank	C	-1.85	0.30	CMG	Chipotle Mexican Grill	A	2.48	0.30
2014-09-01	BG.	Bg	C	-1.84	0.20	PPG	Ppg Industries	A	2.47	0.20
2014-09-01	LVS	Las Vegas Sands	C	-1.87	0.50	LUV	Southwest Airlines	A	2.61	0.50
2014-10-01	ROK	Rockwell Automation	C	-1.86	0.10	URI	United Rentals	A	2.64	0.10
2014-10-01	DVN	Devon Energy	C	-1.86	0.40	HP	Helmerich & Payne	A	2.40	0.40
2014-10-01	SU	Schneider Electric	C	-1.86	0.50	CMG	Chipotle Mexican Grill	A	2.47	0.50
2014-10-01	SU	Suncor Energy	C	-1.86	0.30	DFS	Discover Financial Services	A	2.46	0.30
2014-10-01	GLE	Societe Generale	D	-2.86	0.30	MCO	Moody's	A	2.45	0.30
2014-10-01	CAT	Caterpillar	C	-1.85	0.60	R	Ryder System	A	2.44	0.60
2014-10-01	CMI	Cummins	C	-1.86	0.60	CTAS	Cintas	A	2.43	0.60
2014-10-01	D	Dominion Resources	C	-1.84	0.60	NI	Nisource	A	2.87	0.60
2014-10-01	DHR	Danaher	C	-1.85	0.20	FISV	Fiserv	A	2.40	0.20
2014-10-01	DOV	Dover	C	-1.85	0.10	NOC	Northrop Grumman	A	2.33	0.10
2014-10-01	EMR	Emerson Electric	D	-2.85	0.20	NSC	Norfolk Southern	A	2.32	0.20
2014-10-01	NEE	Nextera Energy	C	-1.85	0.00	OKE	Oneok	A	2.29	0.00
2014-10-01	GE	General Electric	C	-1.85	0.90	APH	Amphenol	A	2.32	0.90
2014-10-01	GIS	General Mills	C	-1.85	0.30	STZ	Constellation Brands	A	2.79	0.30
2014-10-01	CHK	Chesapeake Energy	C	-1.87	0.40	XEC	Cimarex Energy	A	2.32	0.40
2014-10-01	IFF	International Flavors & Fragrances	C	-1.85	0.30	LYB	Lyondellbasell Industries	A	2.48	0.30
2014-10-01	ITW	Illinois Tool Works	C	-1.85	0.80	FDX	Fedex	A	2.31	0.80
2014-10-01	JCI	Johnson Controls	C	-1.86	1.40	DLPH	Delphi Automotive	A	2.52	1.40
2014-10-01	LLTC	Linear Technology	C	-1.86	0.10	HPQ	Hewlett-Packard	A	2.49	0.10
2014-10-01	MOT	Motorola Solutions	D	-2.85	0.20	WDC	Western Digital	A	2.47	0.20



Date	Ticker	Name	R	SM	W (%)	Ticker	Name	R	SM	W (%)
2014-10-01	MXIM	Maxim Integrated Products	C	-1.86	0.10	CSC	Computer Sciences	A	2.44	0.10
2014-10-01	ORCL	Oracle	C	-1.85	2.40	SNDK	Sandisk Corp	A	2.40	2.40
2014-10-01	PCAR	Paccar	C	-1.86	0.10		Fidelity National Information Services	A	2.30	0.10
2014-10-01	SLB	Schlumberger	C	-1.86	0.80	WMB	Williams Companies	A	2.28	0.80
2014-10-01	SWN	Southwestern Energy	C	-1.88	0.20	MRO	Marathon Oil	A	2.27	0.20
2014-10-01	AMZN	Amazon.com	D	-2.85	1.60	LUV	Southwest Airlines	A	2.62	1.60
2014-10-01	CSGN	Credit Suisse	D	-2.85	0.50	ALL	Allstate	A	2.45	0.50
2014-10-01	EOG	Eog Resources	C	-1.86	0.90	NFX	Newfield Exploration	A	2.25	0.90
2014-10-01	BARC	Barclays	D	-2.86	0.40	PPG	Ppg Industries	A	2.44	0.40
2014-10-01	BP.	Bp	C	-1.86	1.20	PCLN	The Priceline	A	2.43	1.20
2014-10-01	COG	Cabot Oil & Gas	D	-2.87	0.70	SE	Spectra Energy	A	2.24	0.70
2014-10-01	STJ	St Jude Medical Inc	C	-1.86	0.20	ANTM	Anthem	A	2.36	0.20
2014-10-01	BG.	Bg	C	-1.86	0.20	SWY	Safeway Inc	A	2.43	0.20
2014-10-01	USB	Us Bancorp	C	-1.84	0.50	AMP	Ameriprise Financial	A	2.53	0.50
2014-10-01	ENI	Eni	C	-1.85	0.50	MCK	Mckesson	A	2.42	0.50
2014-10-01	XOM	Exxon Mobil	C	-1.85	0.10	PSX	Phillips 66	A	2.24	0.10
2014-10-01	LVS	Las Vegas Sands	D	-2.88	0.50	DIS	Walt Disney	A	2.50	0.50
2014-10-01	GM	General Motors	D	-2.86	0.90	KORS	Michael Kors	A	2.50	0.90
2014-10-01	RDS.A	Royal Dutch Shell Adr	C	-1.85	1.00	FSLR	First Solar	A	2.22	1.00
2014-10-01	KFT	Kraft Foods	C	-1.85	0.50	WHR	Whirlpool	A	2.43	0.50
2014-10-01	BHGE	Baker Hughes, A Ge	C	-1.86	1.10	TSO	Tesoro	A	2.22	1.10
2014-11-03	ROK	Rockwell Automation	D	-2.86	0.10	URI	United Rentals	A	2.68	0.10
2014-11-03	DVN	Devon Energy	C	-1.88	0.30	HP	Helmerich & Payne	A	2.36	0.30
2014-11-03	SU	Schneider Electric	D	-2.85	0.50	ALL	Allstate	A	2.48	0.50
2014-11-03	SU	Suncor Energy	C	-1.86	0.20	DFS	Discover Financial Services	A	2.46	0.20
2014-11-03	APA	Apache	C	-1.88	0.20	WMB	Williams Companies	A	2.28	0.20
2014-11-03	GLE	Societe Generale	D	-2.87	0.20	PCLN	The Priceline	A	2.45	0.20
2014-11-03	CAT	Caterpillar	C	-1.85	0.50	CTAS	Cintas	A	2.45	0.50
2014-11-03	CMI	Cummins	C	-1.85	0.70	R	Ryder System	A	2.44	0.70
2014-11-03	DOV	Dover	C	-1.85	0.10	FISV	Fiserv	A	2.43	0.10
2014-11-03	EMR	Emerson Electric	D	-2.84	0.20	NOC	Northrop Grumman	A	2.35	0.20
2014-11-03	GE	General Electric	D	-2.85	0.80	FDX	Fedex	A	2.33	0.80
2014-11-03	HAL	Halliburton	C	-1.88	0.30	TSO	Tesoro	A	2.26	0.30
2014-11-03	CHK	Chesapeake Energy	D	-2.88	0.30	MRO	Marathon Oil	A	2.25	0.30
2014-11-03	IBM	IBM	C	-1.86	0.30	HPQ	Hewlett-Packard	A	2.51	0.30
2014-11-03	IFF	International Flavors & Fragrances	C	-1.84	0.30	LYB	Lyondellbasell Industries	A	2.40	0.30
2014-11-03	LLTC	Linear Technology	C	-1.86	0.10	WDC	Western Digital	A	2.50	0.10
2014-11-03	MXIM	Maxim Integrated Products	C	-1.86	0.10	CSC	Computer Sciences	A	2.45	0.10
2014-11-03	ORCL	Oracle	C	-1.85	2.40	STX	Seagate Technology	A	2.43	2.40
2014-11-03	F	Ford Motor	D	-2.87	0.20	DLPH	Delphi Automotive	A	2.59	0.20
2014-11-03	COP	Conocophillips	C	-1.86	0.70	PSX	Phillips 66	A	2.23	0.70
2014-11-03	PCAR	Paccar	C	-1.84	0.10	APH	Amphenol	A	2.33	0.10
2014-11-03	T	At&t	D	-2.84	0.50	FTR	Frontier Communications	A	2.28	0.50
2014-11-03	SLB	Schlumberger	C	-1.86	0.70	FSLR	First Solar	A	2.20	0.70
2014-11-03	SWN	Southwestern Energy	D	-2.89	0.20	MPC	Marathon Petroleum	A	2.20	0.20
2014-11-03	TMO	Thermo Fisher Scientific	C	-1.84	0.20	ZBH	Zimmer Biomet	A	2.39	0.20
2014-11-03	AMZN	Amazon.com	D	-2.86	1.50	LUV	Southwest Airlines	A	2.68	1.50
2014-11-03	CSGN	Credit Suisse	D	-2.86	0.50	CVS	Cvs Health	A	2.45	0.50
2014-11-03	UTX	United Technologies	D	-2.85	0.50	NSC	Norfolk Southern	A	2.32	0.50
2014-11-03	EOG	Eog Resources	C	-1.87	0.80	APC	Anadarko Petroleum	A	2.19	0.80

Date	Ticker	Name	R	SM	W (%)	Ticker	Name	R	SM	W (%)
2014-11-03	BP.	Bp	D	-2.86	1.10	MCK	Mckesson	A	2.45	1.10
2014-11-03	HSBC	Hsbc Adr	C	-1.85	0.10	AMP	Ameriprise Financial	A	2.56	0.10
2014-11-03	COG	Cabot Oil & Gas	D	-2.88	0.70	HES	Hess	A	2.19	0.70
2014-11-03	ABX	Barrick Gold	D	-2.89	0.00	GMCR	Keurig Green Mountain	A	2.44	0.00
2014-11-03	RIO	Rio Tinto	D	-2.86	0.40	SWY	Safeway Inc	A	2.43	0.40
2014-11-03	STJ	St Jude Medical Inc	C	-1.85	0.20	ANTM	Anthem	A	2.39	0.20
2014-11-03	BG.	Bg	D	-2.86	0.20	EFX	Equifax	A	2.43	0.20
2014-11-03	USB	Us Bancorp	C	-1.84	0.50	MCO	Moody's	A	2.48	0.50
2014-11-03	ENI	Eni	C	-1.86	0.50	LRCX	Lam Research	A	2.42	0.50
2014-11-03	XOM	Exxon Mobil	C	-1.85	0.10	NOV	National Oilwell Varco	A	2.18	0.10
2014-11-03	VZ	Verizon Communications	C	-1.84	3.60	WIN	Windstream Holdings	A	2.24	3.60
2014-11-03	LVS	Las Vegas Sands	D	-2.88	0.50	DIS	Walt Disney	A	2.53	0.50
2014-11-03	UNA	Unilever	C	-1.84	0.30	PFG	Principal Financial Cameron	A	2.41	0.30
2014-11-03	CVX	Chevron	D	-2.86	0.30	CAM	International Corp.	A	2.17	0.30
2014-11-03	GM	General Motors	D	-2.86	0.90	WHR	Whirlpool	A	2.52	0.90
2014-11-03	RDSB	Royal Dutch Shell	C	-1.85	0.50	BLK	Blackrock	A	2.40	0.50
2014-11-03	RDS.A	Royal Dutch Shell Adr	C	-1.86	0.90	QEP	Qep Resources	A	2.14	0.90
2014-11-03	CNQ	Canadian Natural Resources	C	-1.87	0.80	ECL	Ecolab	A	2.38	0.80
2014-11-03	KFT	Kraft Foods	C	-1.84	0.50	SNA	Snap-on	A	2.46	0.50
2014-11-03	NWSA	News	D	-2.86	0.00	CMG	Chipotle Mexican Grill	A	2.45	0.00
2014-11-03	BHGE	Baker Hughes, A Ge	C	-1.89	0.90	NI	Nisource	A	2.90	0.90
2014-12-01	ROK	Rockwell Automation	D	-2.85	0.10	URI	United Rentals	A	2.65	0.10
2014-12-01	DVN	Devon Energy	C	-1.87	0.30	HP	Helmerich & Payne	A	2.29	0.30
2014-12-01	SU	Suncor Energy	C	-1.87	0.20	MCO	Moody's	A	2.49	0.20
2014-12-01	APA	Apache	D	-2.90	0.20	TSO	Tesoro	A	2.26	0.20
2014-12-01	GLE	Societe Generale	D	-2.86	0.20	DFS	Discover Financial Services	A	2.47	0.20
2014-12-01	CAT	Caterpillar	C	-1.85	0.50	R	Ryder System	A	2.46	0.50
2014-12-01	DOV	Dover	C	-1.86	0.10	CTAS	Cintas	A	2.45	0.10
2014-12-01	GIS	General Mills	C	-1.84	0.30	DLPH	Delphi Automotive	A	2.62	0.30
2014-12-01	HAL	Halliburton	C	-1.91	0.20	PSX	Phillips 66	A	2.22	0.20
2014-12-01	CHK	Chesapeake Energy	D	-2.89	0.30	MRO	Marathon Oil	A	2.21	0.30
2014-12-01	IBM	IBM	D	-2.86	0.30	HPQ	Hewlett-Packard	A	2.55	0.30
2014-12-01	IFF	International Flavors & Fragrances	C	-1.84	0.30	AA	Alcoa	A	2.37	0.30
2014-12-01	MXIM	Maxim Integrated Products	C	-1.86	0.10	WDC	Western Digital	A	2.51	0.10
2014-12-01	NEM	Newmont Mining	D	-2.88	0.00	LYB	Lyondellbasell Industries	A	2.35	0.00
2014-12-01	F	Ford Motor	D	-2.85	0.20	WHR	Whirlpool	A	2.56	0.20
2014-12-01	COP	Conocophillips	C	-1.87	0.60	MPC	Marathon Petroleum	A	2.20	0.60
2014-12-01	SLB	Schlumberger	C	-1.88	0.60	NOV	National Oilwell Varco	A	2.17	0.60
2014-12-01	SWN	Southwestern Energy	D	-2.89	0.20	HES	Hess	A	2.17	0.20
2014-12-01	MTP	Arcelor Mittal	D	-2.86	0.10	CSC	Computer Sciences	A	2.47	0.10
2014-12-01	EOG	Eog Resources	C	-1.88	0.70	APC	Anadarko Petroleum	A	2.16	0.70
2014-12-01	BP.	Bp	D	-2.87	1.10	CMG	Chipotle Mexican Grill	A	2.47	1.10
2014-12-01	HSBC	Hsbc Adr	D	-2.85	0.10	AMP	Ameriprise Financial	A	2.58	0.10
2014-12-01	ABX	Barrick Gold	D	-2.89	0.00	MCK	Mckesson	A	2.46	0.00
2014-12-01	RIO	Rio Tinto	D	-2.86	0.40	EFX	Equifax	A	2.45	0.40
2014-12-01	BG.	Bg	D	-2.88	0.20	FISV	Fiserv	A	2.44	0.20
2014-12-01	ENI	Eni	C	-1.87	0.40	STX	Seagate Technology	A	2.44	0.40
2014-12-01	XOM	Exxon Mobil	D	-2.85	0.10	FSLR	First Solar	A	2.16	0.10
2014-12-01	PRU	Prudential Financial	C	-1.85	0.10	MHFI	McGraw Hill Fin	A	2.56	0.10

Date	Ticker	Name	R	SM	W (%)	Ticker	Name	R	SM	W (%)
2014-12-01	LVS	Las Vegas Sands	D	-2.88	0.50	LUV	Southwest Airlines Cameron	A	2.77	0.50
2014-12-01	CVX	Chevron	D	-2.86	0.30	CAM	International Corp.	A	2.15	0.30
2014-12-01	WYNN	Wynn Resorts	D	-2.88	0.40	DIS	Walt Disney	A	2.53	0.40
2014-12-01	GM	General Motors	D	-2.86	0.90	SNA	Snap-on	A	2.46	0.90
2014-12-01	RDSB	Royal Dutch Shell	C	-1.86	0.50	LRCX	Lam Research	A	2.43	0.50
2014-12-01	RDS.A	Royal Dutch Shell Adr	C	-1.86	0.80	NI	Nisource	A	2.88	0.80
2014-12-01	CNQ	Canadian Natural Resources	C	-1.87	0.70	SWY	Safeway Inc	A	2.43	0.70
2014-12-01	NWSA	News	D	-2.86	0.00	CVS	Cvs Health	A	2.47	0.00
2014-12-01	BHGE	Baker Hughes, A Ge	C	-1.88	1.00	ALL	Allstate	A	2.50	1.00
2015-01-01	DVN	Devon Energy	D	-2.87	0.30	TSO	Tesoro	A	2.26	0.30
2015-01-01	SU	Suncor Energy	C	-1.87	0.40	SNA	Snap-on	A	2.47	0.40
2015-01-01	APA	Apache	D	-2.90	0.20	MPC	Marathon Petroleum	A	2.20	0.20
2015-01-01	GLE	Societe Generale	D	-2.88	0.20	DFS	Discover Financial Services	A	2.47	0.20
2015-01-01	CAT	Caterpillar	C	-1.86	0.30	URI	United Rentals	A	2.62	0.30
2015-01-01	HAL	Halliburton	D	-2.91	0.10					
2015-01-01	CHK	Chesapeake Energy	D	-2.89	0.40	APC	Anadarko Petroleum	A	2.17	0.40
2015-01-01	IBM	IBM	D	-2.86	0.20	HPQ	Hewlett-Packard	A	2.57	0.20
2015-01-01	SAB	SabMiller	C	-1.85	0.10	MCO	Moody's	A	2.47	0.10
2015-01-01	NEM	Newmont Mining	D	-2.88	0.00	LYB	Lyondellbasell Industries	A	2.36	0.00
2015-01-01	F	Ford Motor	D	-2.86	0.20	DLPH	Delphi Automotive	A	2.62	0.20
2015-01-01	COP	Conocophillips	C	-1.87	0.70	NOV	National Oilwell Varco	A	2.17	0.70
2015-01-01	HSBA	Hsbc	C	-1.85	0.30	CSC	Computer Sciences	A	2.47	0.30
2015-01-01	SLB	Schlumberger	C	-1.88	0.40	BIIB	Biogen	A	3.00	0.40
2015-01-01	SWN	Southwestern Energy	D	-2.91	0.50					
2015-01-01	AMZN	Amazon.com	D	-2.85	1.50	LUV	Southwest Airlines	A	2.81	1.50
2015-01-01	CSGN	Credit Suisse	D	-2.84	0.50	R	Ryder System	A	2.46	0.50
2015-01-01	EOG	Eog Resources	C	-1.87	0.80	NI	Nisource	A	2.90	0.80
2015-01-01	BP.	Bp	D	-2.87	1.10	EFX	Equifax	A	2.46	1.10
2015-01-01	PCP	Precision Castparts	D	-2.85	0.60	CTAS	Cintas	A	2.49	0.60
2015-01-01	HSBC	Hsbc Adr	D	-2.85	0.10	AMP	Ameriprise Financial	A	2.59	0.10
2015-01-01	9984	Softbank	C	-1.86	0.70	MCK	Mckesson	A	2.46	0.70
2015-01-01	ABX	Barrick Gold	D	-2.90	0.00					
2015-01-01	RIO	Rio Tinto	D	-2.86	0.60	STX	Seagate Technology	A	2.44	0.60
2015-01-01	BG.	Bg	D	-2.89	0.20	SWY	Safeway Inc	A	2.44	0.20
2015-01-01	DTV	DIRECTV	C	-1.84	0.10	RCL	Royal Caribbean Cruises	A	2.61	0.10
2015-01-01	ENI	Eni	D	-2.88	0.40	FISV	Fiserv	A	2.44	0.40
2015-01-01	XOM	Exxon Mobil	D	-2.85	0.10	WHR	Whirlpool	A	2.59	0.10
2015-01-01	LVS	Las Vegas Sands	D	-2.89	0.70	DIS	Walt Disney	A	2.54	0.70
2015-01-01	CVX	Chevron	D	-2.86	0.30	MHFI	McGraw Hill Fin	A	2.54	0.30
2015-01-01	WYNN	Wynn Resorts	D	-2.90	0.50					
2015-01-01	RDSB	Royal Dutch Shell	D	-2.86	0.50	LRCX	Lam Research	A	2.42	0.50
2015-01-01	RDS.A	Royal Dutch Shell Adr	D	-2.87	0.90	ALL	Allstate	A	2.52	0.90
2015-01-01	CNQ	Canadian Natural Resources	C	-1.88	0.90	BLK	Blackrock	A	2.42	0.90
2015-01-01	NWSA	News	D	-2.86	0.00	CVS	Cvs Health	A	2.50	0.00
2015-01-01	GOOGL	Alphabet	D	-2.86	1.30	WDC	Western Digital	A	2.55	1.30
2015-01-01	BHGE	Baker Hughes, A Ge	D	-2.88	0.40	CMG	Chipotle Mexican Grill	A	2.48	0.40
2015-02-02	DVN	Devon Energy	D	-2.87	0.30	TSO	Tesoro	A	2.29	0.30
2015-02-02	APA	Apache	D	-2.89	0.20	MPC	Marathon Petroleum	A	2.21	0.20
2015-02-02	GLE	Societe Generale	D	-2.88	0.20	EA	Electronic Arts	A	2.44	0.20
2015-02-02	CAT	Caterpillar	C	-1.88	0.30	URI	United Rentals	A	2.52	0.30
2015-02-02	CTL	Centurylink	C	-1.85	1.10	LVLT	Level 3 Communications	A	2.39	1.10
2015-02-02	RRD	R.r.donnelleys&sons	D	-2.83	0.20	CTAS	Cintas	A	2.50	0.20
2015-02-02	DOW	Dow Chemical	D	-2.86	1.10	AA	Alcoa	A	2.35	1.10

Date	Ticker	Name	R	SM	W (%)	Ticker	Name	R	SM	W (%)
2015-02-02	GE	General Electric	D	-2.85	0.80	FISV	Fiserv	A	2.45	0.80
2015-02-02	HAL	Halliburton	D	-2.91	0.10					
2015-02-02	CHK	Chesapeake Energy	D	-2.88	0.40	VLO	Valero Energy	B	1.21	0.40
2015-02-02	IBM	IBM	D	-2.87	0.20	HPQ	Hewlett-Packard	A	2.52	0.20
2015-02-02	JNJ	Johnson & Johnson	C	-1.85	0.10	BIIB	Biogen	A	3.00	0.10
2015-02-02	MSFT	Microsoft	C	-1.86	0.80	WDC	Western Digital	A	2.49	0.80
2015-02-02	F	Ford Motor	D	-2.86	0.20	WHR	Whirlpool	A	2.61	0.20
2015-02-02	COP	Conocophillips	C	-1.87	0.60	HCA	Hca	A	2.66	0.60
2015-02-02	HSBA	Hsbc	D	-2.85	0.30	MNK	Mallinckrodt	A	2.43	0.30
2015-02-02	SLB	Schlumberger	D	-2.88	0.40	MHFI	McGraw Hill Fin	A	2.54	0.40
2015-02-02	SWN	Southwestern Energy	D	-2.91	0.50					
2015-02-02	CSGN	Credit Suisse	D	-2.87	0.40	AGN	Allergan	A	2.42	0.40
2015-02-02	EOG	Eog Resources	C	-1.87	0.80	ALL	Allstate	A	2.52	0.80
2015-02-02	PCP	Precision Castparts	D	-2.87	0.50	R	Ryder System	A	2.42	0.50
2015-02-02	HSBC	Hsbc Adr	D	-2.86	0.10	AMP	Ameriprise Financial	A	2.57	0.10
2015-02-02	PX	Praxair	D	-2.85	0.90	SIAL	Sigma Aldrich	A	2.34	0.90
2015-02-02	9984	Softbank	D	-2.87	0.70	ANTM	Anthem	A	2.42	0.70
2015-02-02	ABX	Barrick Gold	D	-2.87	0.00	NOC	Northrop Grumman	A	2.41	0.00
2015-02-02	NRG	Nrg Energy	D	-2.89	0.60	NI	Nisource	A	2.93	0.60
2015-02-02	RIO	Rio Tinto	D	-2.86	0.50	BLK	Blackrock	A	2.41	0.50
2015-02-02	BG.	Bg	D	-2.88	0.20	LRCX	Lam Research	A	2.41	0.20
2015-02-02	DTV	DIRECTV	C	-1.84	0.10	LUV	Southwest Airlines	A	2.85	0.10
2015-02-02	ENI	Eni	D	-2.88	0.40	ZBH	Zimmer Biomet	A	2.40	0.40
2015-02-02	XOM	Exxon Mobil	D	-2.86	0.10	CMG	Chipotle Mexican Grill	A	2.50	0.10
2015-02-02	PM	Philip Morris International	C	-1.85	3.10	DLPH	Delphi Automotive	A	2.60	3.10
2015-02-02	LVS	Las Vegas Sands	D	-2.90	0.70	RCL	Royal Caribbean Cruises	A	2.55	0.70
2015-02-02	CVX	Chevron	D	-2.87	0.30	EFX	Equifax	A	2.48	0.30
2015-02-02	WYNN	Wynn Resorts	D	-2.90	0.50	DIS	Walt Disney	A	2.53	0.50
2015-02-02	RDSB	Royal Dutch Shell	D	-2.86	0.50	ORLY	O'reilly Automotive	A	2.40	0.50
2015-02-02	RDS.A	Royal Dutch Shell Adr	D	-2.87	0.90	MCK	Mckesson	A	2.47	0.90
2015-02-02	CNQ	Canadian Natural Resources	D	-2.87	1.00	STX	Seagate Technology	A	2.38	1.00
2015-02-02	NWSA	News	D	-2.86	0.00	CVS	Cvs Health	A	2.52	0.00
2015-02-02	GOOGL	Alphabet	D	-2.85	1.40	CSC	Computer Sciences	A	2.45	1.40
2015-02-02	BHGE	Baker Hughes, A Ge	D	-2.87	0.40	SNA	Snap-on	A	2.46	0.40
2015-03-02	DVN	Devon Energy	D	-2.85	0.30	TSO	Tesoro	A	2.32	0.30
2015-03-02	SU	Suncor Energy	D	-2.84	0.40	RCL	Royal Caribbean Cruises	A	2.59	0.40
2015-03-02	APA	Apache	D	-2.89	0.20	MPC	Marathon Petroleum	A	2.22	0.20
2015-03-02	CAT	Caterpillar	D	-2.88	0.30	URI	United Rentals	A	2.58	0.30
2015-03-02	CTL	Centurylink	C	-1.85	1.10	LVLTL	Level 3 Communications	A	2.42	1.10
2015-03-02	CMI	Cummins	D	-2.84	0.90	CTAS	Cintas	A	2.52	0.90
2015-03-02	EMR	Emerson Electric	D	-2.85	0.20	FISV	Fiserv	A	2.49	0.20
2015-03-02	HAL	Halliburton	D	-2.90	0.10					
2015-03-02	CHK	Chesapeake Energy	D	-2.91	0.30					
2015-03-02	IBM	IBM	D	-2.86	0.20	WDC	Western Digital	A	2.54	0.20
2015-03-02	JNJ	Johnson & Johnson	C	-1.84	0.10	BIIB	Biogen	A	3.00	0.10
2015-03-02	KO	Coca-cola	C	-1.84	1.00	DLPH	Delphi Automotive	A	2.68	1.00
2015-03-02	MSFT	Microsoft	C	-1.85	0.80	CSC	Computer Sciences	A	2.53	0.80
2015-03-02	COP	Conocophillips	D	-2.88	0.60	VLO	Valero Energy	A	2.22	0.60
2015-03-02	HSBA	Hsbc	D	-2.85	0.30	CVS	Cvs Health	A	2.54	0.30
2015-03-02	T	At&t	D	-2.84	0.50	FTR	Frontier Communications	A	2.35	0.50
2015-03-02	SLB	Schlumberger	D	-2.88	0.30	FSLR	First Solar	B	1.26	0.30
2015-03-02	SWN	Southwestern Energy	D	-2.91	0.50					
2015-03-02	CSGN	Credit Suisse	D	-2.85	0.40	EFX	Equifax	A	2.53	0.40
2015-03-02	EOG	Eog Resources	D	-2.87	0.70	PSX	Phillips 66	B	1.22	0.70

Date	Ticker	Name	R	SM	W (%)	Ticker	Name	R	SM	W (%)
2015-03-02	INTC	Intel	C	-1.85	0.20	HPQ	Hewlett-Packard	A	2.50	0.20
2015-03-02	PCP	Precision Castparts	D	-2.87	0.50	R	Ryder System	A	2.47	0.50
2015-03-02	HSBC	Hsbc Adr	D	-2.86	0.10	MHFI	McGraw Hill Fin	A	2.62	0.10
2015-03-02	COG	Cabot Oil & Gas	D	-2.86	0.70	BHI	Baker Hughes	B	1.19	0.70
2015-03-02	9984	Softbank	D	-2.86	0.70	ALL	Allstate	A	2.52	0.70
2015-03-02	NRG	Nrg Energy	D	-2.90	0.50	NI	Nisource	A	2.90	0.50
2015-03-02	BG.	Bg	D	-2.88	0.20	SNA	Snap-on	A	2.51	0.20
2015-03-02	ENI	Eni	D	-2.87	0.40	MCK	Mckesson	A	2.50	0.40
2015-03-02	XOM	Exxon Mobil	D	-2.86	0.10	HCA	Hca	A	2.68	0.10
2015-03-02	PM	Philip Morris International	C	-1.85	3.10	WHR	Whirlpool	A	2.65	3.10
2015-03-02	LVS	Las Vegas Sands	D	-2.89	0.70	LUV	Southwest Airlines	A	2.85	0.70
2015-03-02	CVX	Chevron	D	-2.87	0.20	DIS	Walt Disney	A	2.61	0.20
2015-03-02	WYNN	Wynn Resorts	D	-2.90	0.50	HSP	Hospira	A	2.48	0.50
2015-03-02	RDSB	Royal Dutch Shell	D	-2.86	0.50	AMP	Ameriprise Financial	A	2.60	0.80
2015-03-02	RDS.A	Royal Dutch Shell Adr	D	-2.87	0.80	AMP	Ameriprise Financial	A	2.60	0.80
2015-03-02	CNQ	Canadian Natural Resources	D	-2.88	0.90	MNK	Mallinckrodt	A	2.48	0.90
2015-04-01	AIG	American International	C	-1.84	1.10	MHFI	McGraw Hill Fin	A	2.63	1.10
2015-04-01	APA	Apache	D	-2.90	0.20	HBI	Hanesbrands	A	3.00	0.80
2015-04-01	CAG	Conagra Brands	C	-1.84	0.80	CTAS	Cintas	A	2.51	0.20
2015-04-01	CAT	Caterpillar	D	-2.88	0.20	CTAS	Cintas	A	2.51	0.20
2015-04-01	CTL	Centurylink	C	-1.86	1.00	LVL	Level 3 Communications	A	2.42	1.00
2015-04-01	CMI	Cummins	D	-2.84	1.00	FISV	Fiserv	A	2.49	1.00
2015-04-01	D	Dominion Resources	C	-1.85	0.80	NI	Nisource	A	2.94	0.80
2015-04-01	DOW	Dow Chemical	D	-2.84	1.20	SIAL	Sigma Aldrich	A	2.34	1.20
2015-04-01	EMR	Emerson Electric	D	-2.86	0.10	R	Ryder System	A	2.47	0.10
2015-04-01	GE	General Electric	D	-2.84	0.80	NOC	Northrop Grumman	A	2.42	0.80
2015-04-01	HAL	Halliburton	D	-2.90	0.10	NOC	Northrop Grumman	A	2.42	0.80
2015-04-01	CHK	Chesapeake Energy	D	-2.92	0.60	NOC	Northrop Grumman	A	2.42	0.80
2015-04-01	JNJ	Johnson & Johnson	C	-1.85	0.10	BIIB	Biogen	A	3.00	0.10
2015-04-01	KLAC	Kla-tencor	D	-2.89	0.50	CSC	Computer Sciences	A	2.48	0.50
2015-04-01	KO	Coca-cola	C	-1.85	1.00	DLPH	Delphi Automotive	A	2.67	1.00
2015-04-01	MSFT	Microsoft	C	-1.86	0.80	LRCX	Lam Research	A	2.37	0.80
2015-04-01	COP	Conocophillips	D	-2.88	0.60	TSO	Tesoro	A	2.32	0.60
2015-04-01	HSBA	Hsbc	D	-2.85	0.30	DIS	Walt Disney	A	2.61	0.30
2015-04-01	T	At&t	D	-2.85	1.20	DIS	Walt Disney	A	2.61	0.30
2015-04-01	SLB	Schlumberger	D	-2.88	0.40	FTR	Frontier Communications	A	2.32	1.20
2015-04-01	SWN	Southwestern Energy	D	-2.92	0.70	VLO	Valero Energy	A	2.24	0.40
2015-04-01	INTC	Intel	C	-1.86	0.20	SWKS	Skyworks Solutions	A	2.36	0.20
2015-04-01	PCP	Precision Castparts	D	-2.87	1.00	APH	Amphenol	A	2.38	1.00
2015-04-01	HSBC	Hsbc Adr	D	-2.87	0.10	AMP	Ameriprise Financial	A	2.58	0.10
2015-04-01	SRE	Sempra Energy	C	-1.84	0.50	EIX	Edison International	A	2.32	0.50
2015-04-01	COG	Cabot Oil & Gas	D	-2.86	0.80	MPC	Marathon Petroleum	A	2.22	0.80
2015-04-01	PX	Praxair	D	-2.85	0.90	DD	E.i. Du Pont De Nemours	A	2.28	0.90
2015-04-01	9984	Softbank	D	-2.87	0.80	CVS	Cvs Health	A	2.53	0.80
2015-04-01	NRG	Nrg Energy	D	-2.90	0.40	CMS	Cms Energy	A	2.26	0.40
2015-04-01	STJ	St Jude Medical Inc	C	-1.84	0.60	HCA	Hca	A	2.71	0.60
2015-04-01	BG.	Bg	D	-2.89	0.20	HCA	Hca	A	2.71	0.60
2015-04-01	USB	Us Bancorp	C	-1.84	1.00	ALL	Allstate	A	2.52	0.20
2015-04-01	XOM	Exxon Mobil	D	-2.87	0.10	EFX	Equifax	A	2.52	1.00
2015-04-01	PM	Philip Morris International	D	-2.86	2.80	FSLR	First Solar	B	1.25	0.10
2015-04-01	EXC	Exelon	D	-2.86	1.80	WHR	Whirlpool	A	2.61	2.80
2015-04-01	LVS	Las Vegas Sands	D	-2.90	1.10	AEP	American Electric Power	A	2.25	1.80
2015-04-01	CVX	Chevron	D	-2.87	0.20	LUV	Southwest Airlines	A	2.83	1.10
2015-04-01	HPQ	Hp	C	-1.87	0.40	PSX	Phillips 66	B	1.23	0.20
2015-04-01	HPQ	Hp	C	-1.87	0.40	ADSK	Autodesk	A	2.29	0.40



Date	Ticker	Name	R	SM	W (%)	Ticker	Name	R	SM	W (%)
2015-04-01	WYNN	Wynn Resorts	D	-2.92	0.50					
2015-04-01	RDSB	Royal Dutch Shell	D	-2.86	0.40	MCK	Mckesson	A	2.49	0.40
2015-04-01	RDS.A	Royal Dutch Shell Adr	D	-2.88	0.80	PXD	Pioneer Natural Resources	B	1.21	0.80
2015-04-01	ABBV	Abbvie	C	-1.86	2.70	MNK	Mallinckrodt	A	2.50	2.70
2015-04-01	MDLZ	Mondelez International	C	-1.85	0.70	SNA	Snap-on	A	2.51	0.70
2015-04-01	FOXA	Twenty-first Century Fox	C	-1.86	0.20	RCL	Royal Caribbean Cruises	A	2.61	0.20
2015-05-01	CAT	Caterpillar	D	-2.87	0.30	CTAS	Cintas	A	2.50	0.30
2015-05-01	CTL	Centurylink	D	-2.86	1.00	LVLTL	Level 3 Communications	A	2.44	1.00
2015-05-01	D	Dominion Resources	C	-1.85	0.80	NI	Nisource	A	2.93	0.80
2015-05-01	EMR	Emerson Electric	D	-2.85	0.10	FISV	Fiserv	A	2.48	0.10
2015-05-01	NEE	Nextera Energy	C	-1.85	0.00	CMS	Cms Energy	A	2.25	0.00
2015-05-01	CHK	Chesapeake Energy	D	-2.91	0.70					
2015-05-01	JNJ	Johnson & Johnson	D	-2.85	0.10	BIIB	Biogen	A	3.00	0.10
2015-05-01	K	Kellogg	C	-1.85	0.10	HBI	Hanesbrands	A	2.96	0.10
2015-05-01	KLAC	Kla-tencor	D	-2.88	0.50	CSC	Computer Sciences	A	2.48	0.50
2015-05-01	KO	Coca-cola	D	-2.85	1.00	DLPH	Delphi Automotive	A	2.72	1.00
2015-05-01	MOT	Motorola Solutions	C	-1.86	0.20	LRCX	Lam Research	A	2.41	0.20
2015-05-01	COP	Conocophillips	D	-2.87	0.70	TSO	Tesoro	A	2.32	0.70
2015-05-01	UNP	Union Pacific	C	-1.86	0.80	R	Ryder System	A	2.48	0.80
2015-05-01	INTC	Intel	C	-1.85	0.20	SWKS	Skyworks Solutions	A	2.36	0.20
2015-05-01	PCP	Precision Castparts	D	-2.87	1.00	NOC	Northrop Grumman	A	2.40	1.00
2015-05-01	SRE	Sempra Energy	C	-1.85	0.40	TEG	Integrys Energy	A	2.23	0.40
2015-05-01	PX	Praxair	D	-2.84	0.90	SIAL	Sigma Aldrich	A	2.34	0.90
2015-05-01	NRG	Nrg Energy	D	-2.89	0.40	PEG	Public Service Enterprise	A	2.20	0.40
2015-05-01	PEP	Pepsico	C	-1.84	0.70	WHR	Whirlpool	A	2.54	0.70
2015-05-01	USB	Us Bancorp	C	-1.84	0.90	MHFI	McGraw Hill Fin Newfield	A	2.63	0.90
2015-05-01	XOM	Exxon Mobil	D	-2.86	0.10	NFX	Exploration	A	2.29	0.10
2015-05-01	EXC	Exelon	D	-2.85	1.80	XEL	Xcel Energy	A	2.20	1.80
2015-05-01	LVS	Las Vegas Sands	D	-2.85	1.10	LUV	Southwest Airlines	A	2.82	1.10
2015-05-01	CVX	Chevron	D	-2.87	0.20	FSLR	First Solar	A	2.24	0.20
2015-05-01	HPQ	Hp	C	-1.86	0.40	NVDA	Nvidia	A	2.31	0.40
2015-05-01	UPS	United Parcel Service	D	-2.85	0.30	APH	Amphenol	A	2.37	0.30
2015-05-01	WYNN	Wynn Resorts	D	-2.92	0.40	EFX	Equifax	A	2.55	0.40
2015-05-01	RDSB	Royal Dutch Shell	D	-2.84	0.40	PSX	Phillips 66	A	2.23	0.80
2015-05-01	RDS.A	Royal Dutch Shell Adr	D	-2.87	0.80	HCA	Hca	A	2.70	2.90
2015-05-01	ABBV	Abbvie	C	-1.85	2.90	DIS	Walt Disney	A	2.64	0.20
2015-05-01	FOXA	Twenty-first Century Fox	C	-1.85	0.20	HBI	Hanesbrands	A	2.98	0.60
2015-06-01	MON	Monsanto	C	-1.85	0.60	LVLTL	Level 3 Communications	A	2.43	0.90
2015-06-01	CTL	Centurylink	D	-2.87	0.90	CTAS	Cintas	A	2.54	0.90
2015-06-01	CMI	Cummins	D	-2.84	0.90	NI	Nisource	A	3.00	0.80
2015-06-01	D	Dominion Resources	C	-1.85	0.80	TEG	Integrys Energy	A	2.23	0.00
2015-06-01	NEE	Nextera Energy	C	-1.85	0.00					
2015-06-01	CHK	Chesapeake Energy	D	-2.92	0.60	DLPH	Delphi Automotive	A	2.74	0.10
2015-06-01	K	Kellogg	D	-2.85	0.10	CSC	Computer Sciences	A	2.50	0.50
2015-06-01	KLAC	Kla-tencor	D	-2.88	0.50	WHR	Whirlpool	A	2.57	1.00
2015-06-01	KO	Coca-cola	D	-2.85	1.00	BIIB	Biogen	A	3.00	0.10
2015-06-01	SAB	Sabmiller	C	-1.85	0.10	LRCX	Lam Research	A	2.44	0.20
2015-06-01	MOT	Motorola Solutions	D	-2.86	0.20	TSO	Tesoro	A	2.31	0.60
2015-06-01	COP	Conocophillips	D	-2.88	0.60	FISV	Fiserv	A	2.50	0.80
2015-06-01	UNP	Union Pacific	C	-1.86	0.80	R	Ryder System	A	2.46	0.60
2015-06-01	WM	Waste Management	C	-1.85	0.60	SWKS	Skyworks Solutions	A	2.40	0.20
2015-06-01	INTC	Intel	C	-1.85	0.20	NOC	Northrop Grumman	A	2.41	0.30
2015-06-01	LMT	Lockheed Martin	C	-1.85	0.30	PEG	Public Service Enterprise	A	2.21	0.40
2015-06-01	SRE	Sempra Energy	C	-1.85	0.40					



Date	Ticker	Name	R	SM	W (%)	Ticker	Name	R	SM	W (%)
2015-06-01	PX	Praxair	D	-2.84	0.90	SIAL	Sigma Aldrich	A	2.34	0.90
2015-06-01	NRG	Nrg Energy	D	-2.89	0.40	PCG	Pg&e	A	2.20	0.40
2015-06-01	PEP	Pepsico	C	-1.84	0.70	SNA	Snap-on	A	2.54	0.70
2015-06-01	RIO	Rio Tinto	D	-2.85	0.50	HCA	Hca	A	2.78	0.50
2015-06-01	USB	Us Bancorp	C	-1.84	0.90	MHFI	McGraw Hill Fin	A	2.63	0.90
2015-06-01	CCI	Crown Castle Intl Corp	C	-1.85	0.30	EFX	Equifax	A	2.56	0.30
2015-06-01	XOM	Exxon Mobil	D	-2.86	0.10	NFX	Newfield Exploration	A	2.27	0.10
2015-06-01	EXC	Exelon	D	-2.85	1.80	ED	Consolidated Edison	A	2.19	1.80
2015-06-01	LVS	Las Vegas Sands	D	-2.86	1.00	DIS	Walt Disney	A	2.64	1.00
2015-06-01	CVX	Chevron	D	-2.87	0.20	MPC	Marathon Petroleum	A	2.23	0.20
2015-06-01	HPQ	Hp	D	-2.86	0.40	BRCM	Broadcom Corp	A	2.37	0.40
2015-06-01	UPS	United Parcel Service	D	-2.85	0.30	APH	Amphenol	A	2.37	0.30
2015-06-01	WYNN	Wynn Resorts	D	-2.93	0.30					
2015-06-01	RDSB	Royal Dutch Shell	D	-2.85	0.40	MCK	Mckesson	A	2.52	0.40
2015-06-01	RDS.A	Royal Dutch Shell Adr	D	-2.88	0.80	PSX	Phillips 66	A	2.22	0.80
2015-06-01	MJN	Mead Johnson Nutrition	C	-1.85	0.50	EA	Electronic Arts	A	2.50	0.50
2015-06-01	FOXA	Twenty-first Century Fox	D	-2.86	0.20	CVS	Cvs Health	A	2.53	0.20
2015-06-01	GOOG	Alphabet	D	-2.85	1.50	NVDA	Nvidia	A	2.31	1.50
2015-07-01	AMGN	Amgen	C	-1.85	5.30	BIIB	Biogen	A	3.00	5.30
2015-07-01	SU	Suncor Energy	D	-2.86	0.40	ACT	Actavis	A	2.87	0.40
2015-07-01	APA	Apache	D	-2.87	0.20	TSO	Tesoro	A	2.31	0.20
2015-07-01	PRU	Prudential	C	-1.85	0.10	HCA	Hca	A	2.86	0.10
2015-07-01	MON	Monsanto	D	-2.86	1.00	HBI	Hanesbrands	A	3.00	1.00
2015-07-01	CTL	Centurylink	D	-2.88	0.70	LVLTL	Level 3 Communications	A	2.42	0.70
2015-07-01	CMI	Cummins	D	-2.85	1.10	CTAS	Cintas	A	2.53	1.10
2015-07-01	D	Dominion Resources	C	-1.86	1.00	NI	Nisource	A	2.96	1.00
2015-07-01	RRD	R.r.donnelleys&sons	C	-1.86	0.20	FISV	Fiserv	A	2.52	0.20
2015-07-01	NEE	Nextera Energy	C	-1.85	0.00	PEG	Public Service Enterprise	A	2.19	0.00
2015-07-01	CHK	Chesapeake Energy	D	-2.94	0.60					
2015-07-01	ITW	Illinois Tool Works	C	-1.84	0.90	R	Ryder System	A	2.44	0.90
2015-07-01	K	Kellogg	D	-2.85	0.10	DLPH	Delphi Automotive	A	2.73	0.10
2015-07-01	KLAC	Kla-tencor	D	-2.89	0.50	CSC	Computer Sciences	A	2.49	0.50
2015-07-01	KO	Coca-cola	D	-2.85	1.00	SNA	Snap-on	A	2.56	1.00
2015-07-01	SAB	Sabmiller	C	-1.85	0.10	EFX	Equifax	A	2.55	0.10
2015-07-01	MO	Altria	C	-1.86	2.00	EA	Electronic Arts	A	2.54	2.00
2015-07-01	MOT	Motorola Solutions	D	-2.86	0.20	LRXC	Lam Research	A	2.44	0.20
2015-07-01	F	Ford Motor	D	-2.84	0.10	WHR	Whirlpool	A	2.52	0.10
2015-07-01	COP	Conocophillips	D	-2.88	0.60	NFX	Newfield Exploration	A	2.26	0.60
2015-07-01	PG	Procter & Gamble	D	-2.86	0.40	MNST	Monster Beverage	A	2.43	0.40
2015-07-01	RL	Ralph Lauren	D	-2.88	0.30	HRL	Hormel Foods	A	2.33	0.30
2015-07-01	TXN	Texas Instruments	C	-1.86	2.30	SWKS	Skyworks Solutions	A	2.38	2.30
2015-07-01	UNP	Union Pacific	C	-1.87	1.00	NOC	Northrop Grumman	A	2.41	1.00
2015-07-01	WM	Waste Management	C	-1.86	0.50	APH	Amphenol	A	2.37	0.50
2015-07-01	INTC	Intel	D	-2.87	1.20	BRCM	Broadcom Corp	A	2.35	1.20
2015-07-01	LMT	Lockheed Martin	C	-1.85	0.40	FDX	Fedex	A	2.33	0.40
2015-07-01	SRE	Sempra Energy	C	-1.86	0.30	PCG	Pg&e	A	2.19	0.30
2015-07-01	PX	Praxair	D	-2.85	1.00	SIAL	Sigma Aldrich	A	2.35	1.00
2015-07-01	NRG	Nrg Energy	D	-2.90	0.40					
2015-07-01	PEP	Pepsico	C	-1.84	0.60	SWK	Stanley Black & Decker	A	2.30	0.60
2015-07-01	SE	Spectra Energy	D	-2.86	0.30	VLO	Valero Energy	A	2.24	0.30
2015-07-01	RIO	Rio Tinto	D	-2.87	0.50	ANTM	Anthem	A	2.51	0.50
2015-07-01	CCI	Crown Castle Intl Corp	C	-1.85	0.50	MHFI	McGraw Hill Fin	A	2.61	0.50
2015-07-01	ENI	Eni	C	-1.84	0.40	MCK	Mckesson	A	2.50	0.40
2015-07-01	XOM	Exxon Mobil	D	-2.87	0.30	MPC	Marathon Petroleum	A	2.24	0.30
2015-07-01	LVS	Las Vegas Sands	D	-2.85	1.30	DIS	Walt Disney	A	2.66	1.30

Date	Ticker	Name	R	SM	W (%)	Ticker	Name	R	SM	W (%)
2015-07-01	CVX	Chevron	D	-2.88	0.20	WMB	Williams Companies	A	2.23	0.20
2015-07-01	HPQ	Hp	D	-2.88	0.30	RHT	Red Hat	A	2.28	0.30
2015-07-01	UPS	United Parcel Service	D	-2.86	0.10	COL	Rockwell Collins	A	2.33	0.10
2015-07-01	WYNN	Wynn Resorts	D	-2.93	0.40					
2015-07-01	GM	General Motors	C	-1.86	0.90	UAA	Under Armour	A	2.30	0.90
2015-07-01	NOVN	Novartis	C	-1.85	0.60	HSP	Hospira	A	2.48	0.60
2015-07-01	RDSB	Royal Dutch Shell	D	-2.86	0.40	MNK	Mallinckrodt	A	2.48	0.40
2015-07-01	RDS.A	Royal Dutch Shell Adr	D	-2.89	0.70	PSX	Phillips 66	A	2.23	0.70
2015-07-01	MJN	Mead Johnson Nutrition	C	-1.86	0.80	LEG	Leggett & Platt	A	2.28	0.80
2015-07-01	CNQ	Canadian Natural Resources	D	-2.87	0.90	ORLY	O'reilly Automotive	A	2.48	0.90
2015-07-01	FOXA	Twenty-first Century Fox	D	-2.86	0.10	CVS	Cvs Health	A	2.55	0.10
2015-08-03	AAPL	Apple	C	-1.85	1.20	CSC	Computer Sciences	A	2.48	1.20
2015-08-03		Bayer	C	-1.85	0.40	HSIC	Henry Schein	A	2.48	0.40
2015-08-03	APA	Apache	D	-2.89	0.20	TSO	Tesoro	A	2.34	0.20
2015-08-03	GLE	Societe Generale	C	-1.84	0.30	ANTM	Anthem	A	2.47	0.30
2015-08-03	PRU	Prudential	C	-1.86	0.10	SCHW	Charles Schwab	A	2.45	0.10
2015-08-03	CAT	Caterpillar	D	-2.86	0.20	FISV	Fiserv	A	2.54	0.20
2015-08-03	MON	Monsanto	D	-2.86	1.00	DLPH	Delphi Automotive	A	2.66	1.00
2015-08-03	CSX	Csx	C	-1.86	1.10	CTAS	Cintas	A	2.53	1.10
2015-08-03	CTL	Centurylink	D	-2.88	0.70	ACT	Actavis	A	2.95	0.70
2015-08-03	CMI	Cummins	D	-2.85	1.10	NOC	Northrop Grumman	A	2.45	1.10
2015-08-03	D	Dominion Resources	C	-1.85	1.00	NI	Nisource	A	3.00	1.00
2015-08-03	RRD	R.r.donnelley&sons	C	-1.86	0.20	FDX	Fedex	A	2.34	0.20
2015-08-03	GE	General Electric	C	-1.84	1.10	VMC	Vulcan Materials Co	A	2.32	1.10
2015-08-03	CHK	Chesapeake Energy	D	-2.95	0.40					
2015-08-03	IBM	IBM	C	-1.85	0.20	LRCX	Lam Research	A	2.40	0.20
2015-08-03	ITW	Illinois Tool Works	C	-1.85	0.90		Minnesota Mng.& Mfg	A	2.30	0.90
2015-08-03	JNJ	Johnson & Johnson	D	-2.84	0.10	BIIB	Biogen	A	3.00	0.10
2015-08-03	KLAC	Kla-tencor	D	-2.90	0.50	SWKS	Skyworks Solutions	A	2.34	0.50
2015-08-03	SAB	Sabmiller	C	-1.85	0.10	EXPE	Expedia	A	2.43	0.10
2015-08-03	MOT	Motorola Solutions	D	-2.86	0.20	BRCM	Broadcom Corp	A	2.34	0.20
2015-08-03	MSFT	Microsoft	C	-1.84	1.00	RHT	Red Hat	A	2.28	1.00
2015-08-03	NEM	Newmont Mining	D	-2.90	0.00					
2015-08-03	F	Ford Motor	D	-2.85	0.10	SNA	Snap-on	A	2.57	0.10
2015-08-03	COP	Conocophillips	D	-2.90	0.50					
2015-08-03	PG	Procter & Gamble	D	-2.86	0.40	EA	Electronic Arts	A	2.56	0.40
2015-08-03	RL	Ralph Lauren	D	-2.89	0.30	WHR	Whirlpool	A	2.53	0.30
2015-08-03	HSBA	Hsbc	D	-2.85	0.30	NFLX	Netflix	A	2.41	0.30
2015-08-03	SLB	Schlumberger	C	-1.85	0.60	VLO	Valero Energy	A	2.24	0.60
2015-08-03	SWN	Southwestern Energy	D	-2.90	0.50	MPC	Marathon Petroleum	A	2.23	0.50
2015-08-03	TXN	Texas Instruments	C	-1.86	2.20	FB	Facebook	A	2.28	2.20
2015-08-03	UNP	Union Pacific	D	-2.87	1.00	SEE	Sealed Air	A	2.30	1.00
2015-08-03	WM	Waste Management	C	-1.85	0.50	SHW	Sherwin-williams	A	2.28	0.50
2015-08-03	EOG	Eog Resources	D	-2.87	0.50	PSX	Phillips 66	A	2.22	0.50
2015-08-03	BP.	Bp	C	-1.87	1.00	NDAQ	Nasdaq	A	2.40	1.00
2015-08-03	INTC	Intel	D	-2.87	1.20	AKAM	Akamai Technologies	A	2.27	1.20
2015-08-03	PCP	Precision Castparts	D	-2.85	0.90	PLL	Pall Corp	A	2.27	0.90
2015-08-03	HSBC	Hsbc Adr	D	-2.85	0.10	MHFI	McGraw Hill Fin	A	2.61	0.10
2015-08-03	SRE	Sempra Energy	D	-2.85	0.30	TE	Teco Energy	A	2.21	0.30
2015-08-03	COG	Cabot Oil & Gas	C	-1.88	0.60	WMB	Williams Companies	A	2.21	0.60
2015-08-03	PX	Praxair	D	-2.85	1.00	SIAL	Sigma Aldrich	A	2.35	1.00
2015-08-03	9984	Softbank	D	-2.85	0.30	BLK	Blackrock	A	2.39	0.30
2015-08-03	ABX	Barrick Gold	D	-2.91	0.00					
2015-08-03	NRG	Nrg Energy	D	-2.90	0.40					
2015-08-03	SE	Spectra Energy	D	-2.87	0.20	FSLR	First Solar	A	2.18	0.20
2015-08-03		Berkshire Hathaway B	C	-1.84	0.30	EFX	Equifax	A	2.58	0.30

Date	Ticker	Name	R	SM	W (%)	Ticker	Name	R	SM	W (%)
2015-08-03	RIO	Rio Tinto	D	-2.87	0.50	EW	Edwards Lifesciences	A	2.39	0.50
2015-08-03	CCI	Crown Castle Intl Corp	C	-1.85	0.50	ALL	Allstate	A	2.51	0.50
2015-08-03	ENI	Eni	C	-1.85	0.40	MMC	Marsh & McLennan Cos	A	2.38	0.40
2015-08-03	XOM	Exxon Mobil	D	-2.88	0.30	EQT	Eqt	B	1.17	0.30
2015-08-03	VZ	Verizon Communications	D	-2.85	3.80	HCA	Hca	A	2.88	3.80
2015-08-03	LVS	Las Vegas Sands	D	-2.84	1.40	DIS	Walt Disney	A	2.70	1.40
2015-08-03	CVX	Chevron	D	-2.89	0.20	HP	Helmerich & Payne	B	1.17	0.20
2015-08-03	HPQ	Hp	D	-2.88	0.30	FFIV	F5 Networks	A	2.27	0.30
2015-08-03	WYNN	Wynn Resorts	D	-2.93	0.40					
2015-08-03	GM	General Motors	D	-2.86	0.90	MNST	Monster Beverage	A	2.50	0.90
2015-08-03	RDSB	Royal Dutch Shell	D	-2.86	0.40	KR	Kroger	A	2.37	0.40
2015-08-03	RDS.A	Royal Dutch Shell Adr	D	-2.89	0.80	ORLY	O'reilly Automotive	A	2.50	0.80
2015-08-03	MJN	Mead Johnson Nutrition	D	-2.86	0.70	UAA	Under Armour	A	2.35	0.70
2015-08-03	CNQ	Canadian Natural Resources	D	-2.87	0.80	VRTX	Vertex Pharmaceuticals	A	2.36	0.80
2015-08-03	KMI	Kinder Morgan	C	-1.87	0.60	MNK	Mallinckrodt	A	2.50	0.60
2015-08-03	FOXA	Twenty-first Century Fox	D	-2.85	0.10	CVS	Cvs Health	A	2.59	0.10
2015-08-03	BHGE	Baker Hughes, A Ge	C	-1.87	0.30	HSP	Hospira	A	2.49	0.30
2015-09-01	AAPL	Apple	C	-1.87	1.20	LRCX	Lam Research	A	2.37	1.20
2015-09-01	ROK	Rockwell Automation	C	-1.86	0.00	CTAS	Cintas	A	2.52	0.00
2015-09-01		Bayer	C	-1.87	0.40	NFLX	Netflix	A	2.39	0.40
2015-09-01	APA	Apache	D	-2.90	0.20	TSO	Tesoro	A	2.32	0.20
2015-09-01	PRU	Prudential	C	-1.87	0.10	EXPE	Expedia	A	2.38	0.10
2015-09-01	CAT	Caterpillar	D	-2.86	0.20	FISV	Fiserv	A	2.51	0.20
2015-09-01	MON	Monsanto	D	-2.87	1.00	DLPH	Delphi Automotive	A	2.61	1.00
2015-09-01	CSX	Csx	D	-2.88	1.10	NOC	Northrop Grumman	A	2.41	1.10
2015-09-01	CTL	Centurylink	D	-2.90	0.70	CVS	Cvs Health	A	2.52	0.70
2015-09-01	CMI	Cummins	D	-2.86	1.10	VMC	Vulcan Materials Co	A	2.32	1.10
2015-09-01	RRD	R.r.donnelley&sons	C	-1.88	0.20	FDX	Fedex	A	2.29	0.20
2015-09-01	DOW	Dow Chemical	D	-2.87	0.80	SIAL	Sigma Aldrich	A	2.35	0.80
2015-09-01	EMR	Emerson Electric	D	-2.88	0.10	SEE	Sealed Air	A	2.28	0.10
2015-09-01	GE	General Electric	C	-1.86	1.20		Minnesota Mng.& Mfg	A	2.28	1.20
2015-09-01	HAL	Halliburton	D	-2.87	0.20	CAM	Cameron International Corp.	A	2.26	0.20
2015-09-01	CHK	Chesapeake Energy	D	-2.96	0.50					
2015-09-01	IBM	IBM	D	-2.86	0.20	BRCM	Broadcom Corp	A	2.33	0.20
2015-09-01	ITW	Illinois Tool Works	C	-1.86	0.90	TSS	Total System Services	A	2.26	0.90
2015-09-01	JNJ	Johnson & Johnson	D	-2.85	0.10	BIIB	Biogen	A	3.00	0.10
2015-09-01	KLAC	Kla-tencor	D	-2.90	0.50					
2015-09-01	SAB	SabMiller	D	-2.87	0.10	SCHW	Charles Schwab	A	2.38	0.10
2015-09-01	MDT	Medtronic	C	-1.85	1.10	ACT	Actavis	A	2.84	1.10
2015-09-01	MRK	Merck & Co	D	-2.86	0.20	HCA	Hca	A	2.80	0.20
2015-09-01	MSFT	Microsoft	C	-1.86	1.00	FB	Facebook	A	2.26	1.00
2015-09-01	NEM	Newmont Mining	D	-2.90	0.00	CF	Cf Industries	A	2.27	0.00
2015-09-01	F	Ford Motor	D	-2.86	0.10	SNA	Snap-on	A	2.54	0.10
2015-09-01	COP	Conocophillips	D	-2.91	0.50					
2015-09-01	PG	Procter & Gamble	D	-2.88	0.40	EA	Electronic Arts	A	2.50	0.40
2015-09-01	RL	Ralph Lauren	D	-2.90	0.30					
2015-09-01	HSBA	Hsbc	D	-2.87	0.30	EW	Edwards Lifesciences	A	2.35	0.30
2015-09-01	SLB	Schlumberger	D	-2.86	0.60	PSX	Phillips 66	A	2.22	0.60
2015-09-01	SWN	Southwestern Energy	D	-2.91	0.50					
2015-09-01	TXN	Texas Instruments	C	-1.87	2.20	RHT	Red Hat	A	2.25	2.20
2015-09-01	UNP	Union Pacific	D	-2.89	1.00	MLM	Martin Marietta Materials	A	2.25	1.00
2015-09-01	UTX	United Technologies	D	-2.88	0.60	ALLE	Allegion	A	2.24	0.60

Date	Ticker	Name	R	SM	W (%)	Ticker	Name	R	SM	W (%)
2015-09-01	EOG	Eog Resources	D	-2.87	0.60	VLO	Valero Energy	A	2.22	0.60
2015-09-01	BP	Bp	D	-2.88	1.00	HRL	Hormel Foods	A	2.35	1.00
2015-09-01	INTC	Intel	D	-2.88	1.20	FFIV	F5 Networks	A	2.24	1.20
2015-09-01	ASML	Asml	C	-1.87	0.40	BLK	Blackrock	A	2.35	0.40
2015-09-01	HSBC	Hsbc Adr	D	-2.87	0.10	MHFI	McGraw Hill Fin	A	2.56	0.10
2015-09-01	SRE	Sempra Energy	D	-2.87	0.30	NI	Nisource	A	3.00	0.30
2015-09-01	COG	Cabot Oil & Gas	D	-2.89	0.60	MPC	Marathon Petroleum	A	2.20	0.60
2015-09-01	AVGO	Avago Technologies	C	-1.87	0.60	VRSN	Verisign	A	2.24	0.60
2015-09-01	PX	Praxair	D	-2.87	1.00	AVY	Avery Dennison	A	2.22	1.00
2015-09-01	ABX	Barrick Gold	D	-2.91	0.00					
2015-09-01	NRG	Nrg Energy	D	-2.91	0.30					
2015-09-01	SE	Spectra Energy	D	-2.88	0.30	HSP	Hospira	A	2.49	0.30
2015-09-01		Berkshire Hathaway B	C	-1.86	0.30	EFX	Equifax	A	2.54	0.30
2015-09-01	RIO	Rio Tinto	D	-2.88	0.50	UAA	Under Armour	A	2.33	0.50
2015-09-01	ENI	Eni	D	-2.86	0.40	AZO	Autozone	A	2.33	0.40
2015-09-01	XOM	Exxon Mobil	D	-2.88	0.30	ORLY	O'reilly Automotive	A	2.48	0.30
2015-09-01	VZ	Verizon Communications	D	-2.85	4.00	MNST	Monster Beverage	A	2.44	4.00
2015-09-01	EXC	Exelon	D	-2.85	1.80	TE	Teco Energy	A	2.20	1.80
2015-09-01	CVX	Chevron	D	-2.90	0.20					
2015-09-01	HPQ	Hp	D	-2.89	0.30	CTSH	Cognizant Technology Solutions	A	2.23	0.30
2015-09-01	WYNN	Wynn Resorts	D	-2.95	0.30					
2015-09-01	GM	General Motors	D	-2.88	0.90	WHR	Whirlpool	A	2.49	0.90
2015-09-01	RDSB	Royal Dutch Shell	D	-2.88	0.40	VRTX	Vertex Pharmaceuticals	A	2.32	0.40
2015-09-01	RDS.A	Royal Dutch Shell Adr	D	-2.90	0.70	HSIC	Henry Schein	A	2.43	0.70
2015-09-01	MJN	Mead Johnson Nutrition	D	-2.88	0.70	ATVI	Activision Blizzard	A	2.44	0.70
2015-09-01	CNQ	Canadian Natural Resources	D	-2.89	0.80	KR	Kroger	A	2.32	0.80
2015-09-01	KMI	Kinder Morgan	D	-2.88	0.60	ALL	Allstate	A	2.42	0.60
2015-09-01	FOXA	Twenty-first Century Fox	D	-2.89	0.10	DIS	Walt Disney	A	2.57	0.10
2015-09-01	BHGE	Baker Hughes, A Ge	D	-2.87	0.30	NDAQ	Nasdaq	A	2.39	0.30
2015-10-01	AAPL	Apple	C	-1.86	0.60	BRCM	Broadcom Corp	A	2.34	0.60
2015-10-01		Bayer	C	-1.87	0.40	KR	Kroger	A	2.35	0.40
2015-10-01	SU	Suncor Energy	D	-2.84	0.50	AZO	Autozone	A	2.34	0.50
2015-10-01	PRU	Prudential	C	-1.87	0.10	CVC	Cablevision Systems Corp	A	2.31	0.10
2015-10-01	CAT	Caterpillar	D	-2.88	0.30	FISV	Fiserv	A	2.54	0.30
2015-10-01	MON	Monsanto	D	-2.89	1.10	DLPH	Delphi Automotive	A	2.66	1.10
2015-10-01	CSX	Csx	D	-2.88	1.10	CTAS	Cintas	A	2.53	1.10
2015-10-01	CTL	Centurylink	D	-2.90	0.70					
2015-10-01	CMI	Cummins	D	-2.88	1.00	NOC	Northrop Grumman	A	2.43	1.00
2015-10-01	INTU	Intuit	C	-1.86	0.20	FB	Facebook	A	2.27	0.20
2015-10-01	RRD	R.r.donnelley&sons	D	-2.88	0.20	VMC	Vulcan Materials Co	A	2.33	0.20
2015-10-01	DOW	Dow Chemical	D	-2.87	0.80	SIAL	Sigma Aldrich	A	2.34	0.80
2015-10-01	CME	Cme	C	-1.84	0.20	EFX	Equifax	A	2.55	0.20
2015-10-01	VALE3	Vale	D	-2.86	0.20	UAL	United Continental	A	2.30	0.20
2015-10-01	EMR	Emerson Electric	D	-2.88	0.10	TSS	Total System Services	A	2.26	0.10
2015-10-01	FCX	Freeport-mcmoran	D	-2.93	0.30					
2015-10-01	GE	General Electric	D	-2.85	1.20	SEE	Sealed Air	A	2.26	1.20
2015-10-01	STT	State Street	D	-2.86	0.70	MHFI	McGraw Hill Fin	A	2.53	0.70
2015-10-01	HAL	Halliburton	D	-2.88	0.60	TSO	Tesoro	A	2.35	0.60
2015-10-01	CHK	Chesapeake Energy	D	-2.96	0.50					
2015-10-01	IBM	IBM	D	-2.86	0.20	VRSN	Verisign	A	2.25	0.20
2015-10-01	ITW	Illinois Tool Works	D	-2.86	0.90	MLM	Martin Marietta Materials	A	2.24	0.90
2015-10-01	JCI	Johnson Controls	D	-2.87	0.90	EA	Electronic Arts	A	2.53	0.90
2015-10-01	JNJ	Johnson & Johnson	D	-2.85	0.10	BIIB	Biogen	A	3.00	0.10
2015-10-01	KLAC	Kla-tencor	D	-2.90	0.50					

Date	Ticker	Name	R	SM	W (%)	Ticker	Name	R	SM	W (%)
2015-10-01	VALE	Vale Adr	D	-2.92	0.20					
2015-10-01	MDT	Medtronic	C	-1.86	1.10	ACT	Actavis	A	2.80	1.10
2015-10-01	MRK	Merck & Co	D	-2.87	0.20	HSIC	Henry Schein Cognizant Technology Solutions	A	2.44	0.20
2015-10-01	MSFT	Microsoft	C	-1.85	1.30	CTSH		A	2.24	1.30
2015-10-01	NEM	Newmont Mining	D	-2.90	0.00					
2015-10-01	NSC	Norfolk Southern	D	-2.89	1.30	ALLE	Allegion	A	2.24	1.30
2015-10-01	ORCL	Oracle	D	-2.87	2.50	ALTR	Altera Corp.	A	2.24	2.50
2015-10-01	F	Ford Motor	D	-2.86	0.10	SNA	Snap-on	A	2.52	0.10
2015-10-01	COP	Conocophillips	D	-2.91	1.40					
2015-10-01	PG	Procter & Gamble	D	-2.87	0.40	ATVI	Activision Blizzard	A	2.49	0.40
2015-10-01	HSBA	Hsbc	D	-2.87	0.20	LB	L Brands	A	2.29	0.20
2015-10-01	T	At&t	D	-2.85	1.40	CM- CSK	Comcast Special A	A	2.50	1.40
2015-10-01	SLB	Schlumberger	D	-2.88	0.20	CAM	Cameron International Corp.	A	2.24	0.20
2015-10-01	SWN	Southwestern Energy	D	-2.93	0.40					
2015-10-01	TXN	Texas Instruments	D	-2.87	2.30	FFIV	F5 Networks	A	2.24	2.30
2015-10-01	UNP	Union Pacific	D	-2.88	1.70	MAS	Masco	A	2.24	1.70
2015-10-01	UTX	United Technologies	D	-2.88	0.60	RTN	Raytheon	A	2.19	0.60
2015-10-01	WFC	Wells Fargo	C	-1.85	0.20	ALL	Allstate	A	2.43	0.20
2015-10-01	EOG	Eog Resources	D	-2.88	0.60	VLO	Valero Energy	A	2.24	0.60
2015-10-01	BP.	Bp	D	-2.88	0.30	UHS	Universal Health Services	A	2.28	0.30
2015-10-01	INTC	Intel	D	-2.87	1.50	ADBE	Adobe Systems	A	2.23	1.50
2015-10-01	ESRX	Express Scripts	C	-1.86	0.50	EW	Edwards Lifesciences	A	2.39	0.50
2015-10-01	ASML	Asml	C	-1.88	0.40	AN	Autonation	A	2.28	0.40
2015-10-01	HSBC	Hsbc Adr	D	-2.87	0.10	NDAQ	Nasdaq	A	2.41	0.10
2015-10-01	SRE	Sempra Energy	D	-2.86	0.30	NI	Nisource	A	3.00	0.30
2015-10-01	COG	Cabot Oil & Gas	D	-2.90	0.60					
2015-10-01	AVGO	Avago Technologies	C	-1.86	1.10	GOOGL	Google Class A	A	2.22	1.10
2015-10-01	PX	Praxair	D	-2.87	0.70	AVY	Avery Dennison	A	2.23	0.70
2015-10-01	UNH	Unitedhealth	C	-1.85	1.20	BCR	C R Bard	A	2.32	1.20
2015-10-01	GILD	Gilead Sciences	C	-1.87	2.50	CI	Cigna	A	2.30	2.50
2015-10-01	WFM	Whole Foods Market	D	-2.91	0.20					
2015-10-01	ABX	Barrick Gold	D	-2.92	0.00					
2015-10-01	NRG	Nrg Energy	D	-2.93	0.20					
2015-10-01	JPM	Jpmorgan Chase	C	-1.85	0.20	SCHW	Charles Schwab	A	2.37	0.20
2015-10-01	SE	Spectra Energy	D	-2.88	0.30	PSX	Phillips 66	A	2.22	0.30
2015-10-01		Berkshire Hathaway B	D	-2.86	1.20	BK	Bank Of New York Mellon	A	2.32	1.20
2015-10-01	RIO	Rio Tinto	D	-2.89	0.30	VRTX	Vertex Pharmaceuticals	A	2.28	0.30
2015-10-01	TWX	Time Warner	D	-2.87	0.80	DIS	Walt Disney	A	2.59	0.80
2015-10-01	STJ	St Jude Medical Inc	C	-1.86	0.60	LLY	Eli Lilly	A	2.29	0.60
2015-10-01	AET	Aetna	C	-1.86	0.30	REGN	Regeneron Pharmaceuticals	A	2.28	0.30
2015-10-01	ENI	Eni	D	-2.86	0.40	CELG	Celgene	A	2.27	0.40
2015-10-01	C	Citigroup	C	-1.86	0.40	CB	Chubb	A	2.26	0.40
2015-10-01	XOM	Exxon Mobil	D	-2.88	0.40	EXPE	Expedia	A	2.42	0.40
2015-10-01	VZ	Verizon Communications	D	-2.86	3.80	NFLX	Netflix	A	2.39	3.80
2015-10-01	EXC	Exelon	D	-2.86	1.40	TE	Teco Energy	A	2.25	1.40
2015-10-01	LVS	Las Vegas Sands	D	-2.89	1.00	ORLY	O'reilly Automotive	A	2.53	1.00
2015-10-01	CVX	Chevron	D	-2.90	0.30					
2015-10-01	HPQ	Hp	D	-2.90	0.40	JNPR	Juniper Networks	A	2.21	0.40
2015-10-01	WYNN	Wynn Resorts	D	-2.97	0.10					
2015-10-01	GM	General Motors	D	-2.87	0.90	WHR	Whirlpool	A	2.45	0.90
2015-10-01	NOVN	Novartis	C	-1.85	0.60	SWK	Stanley Black & Decker	A	2.27	0.60
2015-10-01	RDSB	Royal Dutch Shell	D	-2.88	0.40	SBUX	Starbucks	A	2.27	0.40
2015-10-01	RDS.A	Royal Dutch Shell Adr	D	-2.90	0.60					
2015-10-01	TEL	Te Connectivity	C	-1.86	0.20	HON	Honeywell International	A	2.19	0.20
2015-10-01	MJN	Mead Johnson Nutrition	D	-2.89	0.70	MNST	Monster Beverage	A	2.43	0.70



Date	Ticker	Name	R	SM	W (%)	Ticker	Name	R	SM	W (%)
2015-10-01	CNQ	Canadian Natural Resources	D	-2.90	0.40	DHI	D.r. Horton	A	2.26	0.40
2015-10-01	KMI	Kinder Morgan	D	-2.89	0.50	HRL	Hormel Foods	A	2.37	0.50
2015-10-01	FOXA	Twenty-first Century Fox	D	-2.88	0.30	CVS	Cvs Health	A	2.50	0.30
2015-10-01	BHGE	Baker Hughes, A Ge	D	-2.88	0.10	UAA	Under Armour	A	2.35	0.10
2015-11-02	AAPL	Apple	C	-1.85	0.60	BRCM	Broadcom Corp	A	2.35	0.60
2015-11-02	ABT	Abbott Laboratories	D	-2.85	0.40	HSIC	Henry Schein	A	2.50	0.40
2015-11-02		Bayer	C	-1.86	0.40	MNST	Monster Beverage	A	2.44	0.40
2015-11-02	PRU	Prudential	D	-2.85	0.10	HRL	Hormel Foods	A	2.39	0.10
2015-11-02	CAT	Caterpillar	D	-2.86	0.30	FISV	Fiserv	A	2.60	0.30
2015-11-02	MON	Monsanto	D	-2.88	1.10	DLPH	Delphi Automotive	A	2.72	1.10
2015-11-02	CSX	Csx	D	-2.88	1.00	CTAS	Cintas	A	2.58	1.00
2015-11-02	CTL	Centurylink	D	-2.89	0.80	FTR	Frontier Communications	B	1.19	0.80
2015-11-02	CMI	Cummins	D	-2.88	0.90	NOC	Northrop Grumman	A	2.49	0.90
2015-11-02	INTU	Intuit	C	-1.85	0.20	FB	Facebook	A	2.30	0.20
2015-11-02	RRD	R.r.donnelley&sons	D	-2.86	0.20	VMC	Vulcan Materials Co	A	2.34	0.20
2015-11-02	CME	Cme	C	-1.84	0.10	EFX	Equifax	A	2.61	0.10
2015-11-02	EMR	Emerson Electric	D	-2.87	0.10	TSS	Total System Services	A	2.30	0.10
2015-11-02	FCX	Freeport-mcmoran	D	-2.92	0.40					
2015-11-02	NEE	Nextera Energy	C	-1.84	0.10	NI	Nisource	A	3.00	0.10
2015-11-02	STT	State Street	D	-2.86	0.60	MHFI	McGraw Hill Fin	A	2.56	0.60
2015-11-02	HAL	Halliburton	D	-2.87	0.70	TSO	Tesoro	A	2.39	0.70
2015-11-02	CHK	Chesapeake Energy	D	-2.96	0.40					
2015-11-02	AGU	Agrium	C	-1.86	0.20	AZO	Autozone	A	2.36	0.20
2015-11-02	IBM	IBM	D	-2.87	0.20	VRSN	Verisign	A	2.29	0.20
2015-11-02	JCI	Johnson Controls	D	-2.86	0.80	SNA	Snap-on	A	2.58	0.80
2015-11-02	VALE	Vale Adr	D	-2.91	0.20					
2015-11-02	MDT	Medtronic	C	-1.84	1.10	EW	Edwards Lifesciences	A	2.41	1.10
2015-11-02	MRK	Merck & Co	D	-2.85	0.20	REGN	Regeneron Pharmaceuticals	A	2.35	0.20
2015-11-02	NEM	Newmont Mining	D	-2.88	0.00	SIAL	Sigma Aldrich	A	2.35	0.00
2015-11-02	NSC	Norfolk Southern	D	-2.89	1.20	SEE	Sealed Air Cognizant	A	2.28	1.20
2015-11-02	ORCL	Oracle	D	-2.86	2.50	CTSH	Technology Solutions	A	2.26	2.50
2015-11-02	COP	Conocophillips	D	-2.89	1.40	CAM	Cameron International Corp.	A	2.27	1.40
2015-11-02	PG	Procter & Gamble	D	-2.86	0.40	EA	Electronic Arts	A	2.57	0.40
2015-11-02	HSBA	Hsbc	D	-2.87	0.20	UAA	Under Armour	A	2.34	0.20
2015-11-02	T	At&t	D	-2.85	1.30	LVL	Level 3 Communications	B	1.18	1.30
2015-11-02	SLB	Schlumberger	D	-2.85	0.20	PSX	Phillips 66	A	2.26	0.20
2015-11-02	SWN	Southwestern Energy	D	-2.94	0.30					
2015-11-02	CSGN	Credit Suisse	C	-1.86	0.30	UAL	United Continental	A	2.34	0.30
2015-11-02	UNP	Union Pacific	D	-2.88	1.50	ALLE	Allegion	A	2.27	1.50
2015-11-02	UTX	United Technologies	D	-2.87	0.60	MAS	Masco	A	2.27	0.60
2015-11-02	WFC	Wells Fargo	D	-2.84	0.20	NDAQ	Nasdaq	A	2.47	0.20
2015-11-02	BBT	Bb&t	D	-2.85	0.30	SCHW	Charles Schwab	A	2.41	0.30
2015-11-02	BP.	Bp	D	-2.87	0.30	AN	Autonation	A	2.31	0.30
2015-11-02	ESRX	Express Scripts	C	-1.84	0.50	VRTX	Vertex Pharmaceuticals	A	2.33	0.50
2015-11-02	ASML	Asml	D	-2.86	0.40	CVC	Cablevision Systems Corp	A	2.31	0.40
2015-11-02	HSBC	Hsbc Adr	D	-2.87	0.10	BK	Bank Of New York Mellon	A	2.35	0.10
2015-11-02	COG	Cabot Oil & Gas	D	-2.90	0.60	NFX	Newfield Exploration	A	2.25	0.60
2015-11-02	AVGO	Avago Technologies	C	-1.86	1.00	JNPR	Juniper Networks	A	2.26	1.00
2015-11-02	PX	Praxair	D	-2.86	0.70	AVY	Avery Dennison	A	2.26	0.70
2015-11-02	UNH	Unitedhealth	C	-1.84	1.10	BCR	C R Bard	A	2.32	1.10
2015-11-02	GILD	Gilead Sciences	C	-1.85	2.50	CI	Cigna	A	2.29	2.50



Date	Ticker	Name	R	SM	W (%)	Ticker	Name	R	SM	W (%)
2015-11-02	9984	Softbank	D	-2.85	0.20	SWK	Stanley Black & Decker	A	2.30	0.20
2015-11-02	WFM	Whole Foods Market	D	-2.91	0.20					
2015-11-02	ABX	Barrick Gold	D	-2.90	0.00	LB	L Brands	A	2.30	0.00
2015-11-02	NRG	Nrg Energy	D	-2.94	0.20					
2015-11-02	JPM	Jpmorgan Chase	C	-1.84	0.20	CB	Chubb	A	2.29	0.20
2015-11-02	SYK	Stryker	C	-1.85	0.80	LLY	Eli Lilly	A	2.28	0.80
2015-11-02	SE	Spectra Energy	D	-2.87	0.20	FSLR	First Solar	A	2.24	0.20
2015-11-02		Berkshire Hathaway B	D	-2.85	1.20	PSA	Public Storage	A	2.26	1.20
2015-11-02	RIO	Rio Tinto	D	-2.88	0.30	SBUX	Starbucks	A	2.29	0.30
2015-11-02	TWX	Time Warner	D	-2.86	0.80	DIS	Walt Disney	A	2.66	0.80
2015-11-02	STJ	St Jude Medical Inc	C	-1.86	0.60	BMY	Bristol-myers Squibb	A	2.24	0.60
2015-11-02	BG.	Bg	C	-1.86	0.20	LOW	Lowe's Companies	A	2.28	0.20
2015-11-02	USB	Us Bancorp	D	-2.85	1.00	MAC	Macerich	A	2.26	1.00
2015-11-02	AET	Aetna	C	-1.86	0.30	XRAY	Dentsply Intl	A	2.23	0.30
2015-11-02	ENI	Eni	D	-2.84	0.40	STZ	Constellation Brands	A	2.27	0.40
2015-11-02	C	Citigroup	D	-2.84	0.40	V	Visa	A	2.25	0.40
2015-11-02	VZ	Verizon Communications	D	-2.85	3.70	EXPE	Expedia	A	2.47	3.70
2015-11-02	EXC	Exelon	D	-2.86	1.30	TE	Teco Energy	A	2.26	1.30
2015-11-02	LVS	Las Vegas Sands	D	-2.85	1.20	ORLY	O'reilly Automotive	A	2.57	1.20
2015-11-02	CVX	Chevron	D	-2.88	0.30	XEC	Cimarex Energy	A	2.20	0.30
2015-11-02	HPQ	Hp	D	-2.88	0.40	ALTR	Altera Corp.	A	2.25	0.40
2015-11-02	WYNN	Wynn Resorts	D	-2.95	0.10					
2015-11-02	NOVN	Novartis	C	-1.85	0.50	TSCO	Tractor Supply	A	2.27	0.50
2015-11-02	RDSB	Royal Dutch Shell	D	-2.87	0.40	MHK	Mohawk Industries	A	2.26	0.40
2015-11-02	RDS.A	Royal Dutch Shell Adr	D	-2.89	0.60	RIG	Transocean	B	1.24	0.60
2015-11-02	TEL	Te Connectivity	C	-1.85	0.20	MLM	Martin Marietta Materials	A	2.24	0.20
2015-11-02	MJN	Mead Johnson Nutrition	D	-2.87	0.80	ATVI	Activision Blizzard	A	2.55	0.80
2015-11-02	CNQ	Canadian Natural Resources	D	-2.88	0.50	DHI	D.r. Horton	A	2.26	0.50
2015-11-02	KMI	Kinder Morgan	D	-2.90	0.40					
2015-11-02	ABBV	Abbvie	D	-2.85	2.10	LH	Laboratory Corp Of America	A	2.22	2.10
2015-11-02	FOXA	Twenty-first Century Fox	D	-2.87	0.30	CM-CSK	Comcast Special A	A	2.54	0.30
2015-11-02	BHGE	Baker Hughes, A Ge	D	-2.87	0.10	PXD	Pioneer Natural Resources	B	1.22	0.10
2015-12-01	AAPL	Apple	C	-1.85	0.60	BRCM	Broadcom Corp	A	2.37	0.60
2015-12-01	ABT	Abbott Laboratories	D	-2.85	0.50	HSIC	Henry Schein	A	2.52	0.50
2015-12-01		Bayer	D	-2.86	0.40	EXPE	Expedia	A	2.44	0.40
2015-12-01	CAT	Caterpillar	D	-2.87	0.30	FISV	Fiserv	A	2.60	0.30
2015-12-01	MON	Monsanto	D	-2.87	1.10	DLPH	Delphi Automotive	A	2.75	1.10
2015-12-01	CSX	Csx	D	-2.87	1.00	CTAS	Cintas	A	2.58	1.00
2015-12-01	CTL	Centurylink	D	-2.89	0.70	LVLTL	Level 3 Communications	B	1.19	0.70
2015-12-01	CMI	Cummins	D	-2.89	0.80	NOC	Northrop Grumman	A	2.48	0.80
2015-12-01	D	Dominion Resources	D	-2.85	1.20	NI	Nisource	A	3.00	1.20
2015-12-01	INTU	Intuit	C	-1.84	0.30	VRSN	Verisign	A	2.32	0.30
2015-12-01	RRD	R.r.donnelleys&sons	D	-2.86	0.20	VMC	Vulcan Materials Co	A	2.37	0.20
2015-12-01	CME	Cme	C	-1.84	0.10	EFX	Equifax	A	2.63	0.10
2015-12-01	EMR	Emerson Electric	D	-2.87	0.10	TSS	Total System Services	A	2.33	0.10
2015-12-01	FCX	Freeport-mcmoran	D	-2.94	0.30					
2015-12-01	NEE	Nextera Energy	D	-2.85	0.10	TE	Teco Energy	A	2.25	0.10
2015-12-01	GD	General Dynamics	C	-1.84	2.20	MAS	Masco	A	2.28	2.20
2015-12-01	GIS	General Mills	C	-1.84	0.30	ATVI	Activision Blizzard	A	2.61	0.30
2015-12-01	STT	State Street	D	-2.85	0.70	MHFI	McGraw Hill Fin	A	2.59	0.70
2015-12-01	HAL	Halliburton	D	-2.86	0.70	TSO	Tesoro	A	2.41	0.70
2015-12-01	CHK	Chesapeake Energy	D	-2.97	0.30					
2015-12-01	AGU	Agrium	C	-1.85	0.20	AZO	Autozone	A	2.36	0.20
2015-12-01	7974	Nintendo	C	-1.87	0.10	AN	Autonation	A	2.31	0.10

Date	Ticker	Name	R	SM	W (%)	Ticker	Name	R	SM	W (%)
2015-12-01	IBM	IBM	D	-2.86	0.20	FB	Facebook	A	2.31	0.20
2015-12-01	JCI	Johnson Controls	D	-2.86	0.90	SNA	Snap-on	A	2.60	0.90
2015-12-01	VALE	Vale Adr	D	-2.94	0.10					
2015-12-01	MDT	Medtronic	C	-1.84	1.10	EW	Edwards Lifesciences	A	2.43	1.10
2015-12-01	MRK	Merck & Co	D	-2.86	0.20	VRTX	Vertex Pharmaceuticals	A	2.34	0.20
2015-12-01	NEM	Newmont Mining	D	-2.89	0.00	AVY	Avery Dennison	A	2.26	0.00
2015-12-01	COP	Conocophillips	D	-2.90	1.40	CAM	International Cameron Corp.	A	2.27	1.40
2015-12-01	HSBA	Hsbc	D	-2.86	0.20	SWK	Stanley Black & Decker	A	2.31	0.20
2015-12-01	T	At&t	D	-2.84	1.30	MNST	Monster Beverage	A	2.51	1.30
2015-12-01	SLB	Schlumberger	D	-2.86	0.20	PSX	Phillips 66	A	2.26	0.20
2015-12-01	SWN	Southwestern Energy	D	-2.95	0.30					
2015-12-01	CSGN	Credit Suisse	C	-1.87	0.20	LB	L Brands	A	2.30	0.20
2015-12-01	UNP	Union Pacific	D	-2.89	1.40	ALLE	Allegion	A	2.28	1.40
2015-12-01	UTX	United Technologies	D	-2.87	0.60	SEE	Sealed Air	A	2.25	0.60
2015-12-01	ESRX	Express Scripts	C	-1.85	0.50	REGN	Regeneron Pharmaceuticals	A	2.33	0.50
2015-12-01	ASML	Asml	D	-2.86	0.40	CB	Chubb	A	2.30	0.40
2015-12-01	HSBC	Hsbc Adr	D	-2.86	0.10	NDAQ	Nasdaq	A	2.46	0.10
2015-12-01	COG	Cabot Oil & Gas	D	-2.91	0.50					
2015-12-01	AVGO	Avago Technologies	C	-1.85	1.00	NVDA	Nvidia	A	2.28	1.00
2015-12-01	UNH	Unitedhealth	C	-1.85	1.10	BCR	C R Bard	A	2.32	1.10
2015-12-01	GILD	Gilead Sciences	C	-1.86	2.40	CI	Cigna	A	2.31	2.40
2015-12-01	9984	Softbank	D	-2.86	0.20	DHI	D.r. Horton	A	2.29	0.20
2015-12-01	WFM	Whole Foods Market	D	-2.91	0.20					
2015-12-01	ABX	Barrick Gold	D	-2.90	0.00	STZ	Constellation Brands	A	2.29	0.00
2015-12-01	NRG	Nrg Energy	D	-2.95	0.20					
2015-12-01	JPM	Jpmorgan Chase	C	-1.84	0.20	SCHW	Charles Schwab	A	2.44	0.20
2015-12-01	SYK	Stryker	C	-1.85	0.80	LLY	Eli Lilly	A	2.29	0.80
2015-12-01	SE	Spectra Energy	D	-2.89	0.20	NFX	Newfield Exploration	A	2.24	0.20
2015-12-01		Berkshire Hathaway B	D	-2.85	1.10	BK	Bank Of New York Mellon	A	2.36	1.10
2015-12-01	RIO	Rio Tinto	D	-2.89	0.30	LOW	Lowe's Companies	A	2.29	0.30
2015-12-01	TWX	Time Warner	D	-2.87	0.70	DIS	Walt Disney	A	2.66	0.70
2015-12-01	STJ	St Jude Medical Inc	D	-2.86	0.60	BMJ	Bristol-myers Squibb	A	2.24	0.60
2015-12-01	BG.	Bg	C	-1.85	0.20	CVC	Cablevision Systems Corp	A	2.29	0.20
2015-12-01	AET	Aetna	C	-1.86	0.20	XRAY	Dentsply Intl	A	2.23	0.20
2015-12-01	ENI	Eni	D	-2.84	0.40	SBUX	Starbucks	A	2.28	0.40
2015-12-01	VZ	Verizon Communications	D	-2.85	3.70	HRL	Hormel Foods	A	2.44	3.70
2015-12-01	EXC	Exelon	D	-2.86	1.30	GAS	AGL Resources	A	2.22	1.30
2015-12-01	LVS	Las Vegas Sands	D	-2.87	1.10	ORLY	O'reilly Automotive	A	2.55	1.10
2015-12-01	HPQ	Hp	D	-2.89	0.40	SNDK	Sandisk Corp	A	2.27	0.40
2015-12-01	WYNN	Wynn Resorts	D	-2.96	0.10					
2015-12-01	NOVN	Novartis	D	-2.86	0.50	PSA	Public Storage	A	2.27	0.50
2015-12-01	RDSB	Royal Dutch Shell	D	-2.87	0.40	NWL	Newell Brands	A	2.27	0.40
2015-12-01	RDS.A	Royal Dutch Shell Adr	D	-2.90	0.60	FSLR	First Solar	A	2.24	0.60
2015-12-01	TEL	Te Connectivity	C	-1.85	0.20	MLM	Martin Marietta Materials	A	2.25	0.20
2015-12-01	MJN	Mead Johnson Nutrition	D	-2.87	0.80	EA	Electronic Arts	A	2.55	0.80
2015-12-01	KMI	Kinder Morgan	D	-2.92	0.40					
2015-12-01	ABBV	Abbvie	D	-2.85	1.90	BDX	Becton Dickinson	A	2.23	1.90
2015-12-01	FOXA	Twenty-first Century Fox	D	-2.87	0.30	CM-CSK	Comcast Special A	A	2.53	0.30
2015-12-01	BHGE	Baker Hughes, A Ge	D	-2.87	0.10	MPC	Marathon Petroleum	A	2.22	0.10
2016-01-01	AAPL	Apple	C	-1.87	0.50	BRCM	Broadcom Corp	A	2.39	0.50
2016-01-01		Bayer	D	-2.87	0.20	SNA	Snap-on	A	2.59	0.20
2016-01-01	7203	Toyota Motor	D	-2.86	0.30	EA	Electronic Arts	A	2.55	0.30
2016-01-01	CAT	Caterpillar	D	-2.87	0.50	CTAS	Cintas	A	2.56	0.50

Date	Ticker	Name	R	SM	W (%)	Ticker	Name	R	SM	W (%)
2016-01-01	CSX	Csx	D	-2.89	1.00	FISV	Fiserv	A	2.56	1.00
2016-01-01	CTL	Centurylink	D	-2.90	0.70	LVL	Level 3 Communications	B	1.19	0.70
2016-01-01	CMI	Cummins	D	-2.90	0.70	NOC	Northrop Grumman	A	2.49	0.70
2016-01-01	D	Dominion Resources	D	-2.85	1.30	NI	Nisource	A	3.00	1.30
2016-01-01	RRD	R.r.donnelleys&sons	D	-2.88	0.20	VMC	Vulcan Materials Co	A	2.34	0.20
2016-01-01	VALE3	Vale	D	-2.90	0.20	MNST	Monster Beverage	A	2.48	0.20
2016-01-01	FCX	Freeport-mcmoran	D	-2.95	0.20					
2016-01-01	GD	General Dynamics	C	-1.85	2.10	TSS	Total System Services	A	2.29	2.10
2016-01-01	STT	State Street	D	-2.86	0.50	EFX	Equifax	A	2.63	0.50
2016-01-01	HAL	Halliburton	D	-2.88	0.80	TSO	Tesoro	A	2.37	0.80
2016-01-01	CHK	Chesapeake Energy	D	-2.97	0.20					
2016-01-01	AGU	Agrium	D	-2.86	0.20	HRL	Hormel Foods	A	2.46	0.20
2016-01-01	7974	Nintendo	C	-1.89	0.10	AZO	Autozone	A	2.34	0.10
2016-01-01	IBM	IBM	D	-2.87	0.20	VRSN	Verisign	A	2.31	0.20
2016-01-01	JCI	Johnson Controls	D	-2.88	0.60	DLPH	Delphi Automotive	A	2.73	0.60
2016-01-01	VALE	Vale Adr	D	-2.94	0.10					
2016-01-01	MRK	Merck & Co	D	-2.86	0.20	HSIC	Henry Schein	A	2.51	0.20
2016-01-01	COP	Conocophillips	D	-2.91	1.50					
2016-01-01	SLB	Schlumberger	D	-2.87	0.20	FSLR	First Solar	A	2.27	0.20
2016-01-01	SWN	Southwestern Energy	D	-2.96	0.10					
2016-01-01	CSGN	Credit Suisse	C	-1.87	0.20	BK	Bank Of New York Mellon	A	2.34	0.20
2016-01-01	UNP	Union Pacific	D	-2.89	1.80	ALLE	Allegion	A	2.27	1.80
2016-01-01	UTX	United Technologies	D	-2.87	0.60	MAS	Masco	A	2.26	0.60
2016-01-01	BARC	Barclays	D	-2.87	0.40	FB	Facebook	A	2.31	0.40
2016-01-01	ASML	Asml	D	-2.87	0.40	CB	Chubb	A	2.30	0.40
2016-01-01	HSBC	Hsbc Adr	D	-2.87	0.10	NDAQ	Nasdaq	A	2.46	0.10
2016-01-01	SRE	Sempra Energy	D	-2.85	0.30	TE	Teco Energy	A	2.25	0.30
2016-01-01	COG	Cabot Oil & Gas	D	-2.92	0.10					
2016-01-01	UNH	Unitedhealth	C	-1.84	1.20	EW	Edwards Lifesciences	A	2.41	1.20
2016-01-01	GILD	Gilead Sciences	C	-1.86	1.90	VRTX	Vertex Pharmaceuticals	A	2.33	1.90
2016-01-01	2382	Quanta Computer	D	-2.90	0.10					
2016-01-01	9984	Softbank	D	-2.87	0.30	SWK	Stanley Black & Decker	A	2.30	0.30
2016-01-01	NRG	Nrg Energy	D	-2.95	0.00					
2016-01-01	VIAB	Viacom	D	-2.92	0.80					
2016-01-01	SYK	Stryker	C	-1.85	0.80	REGN	Regeneron Pharmaceuticals	A	2.33	0.80
2016-01-01	SE	Spectra Energy	D	-2.90	0.20	CAM	Cameron International Corp.	A	2.25	0.20
2016-01-01		Berkshire Hathaway B	D	-2.86	1.30	SCHW	Charles Schwab	A	2.43	1.30
2016-01-01	RIO	Rio Tinto	D	-2.90	0.20	CVC	Cablevision Systems Corp	A	2.30	0.20
2016-01-01	TWX	Time Warner	D	-2.88	0.70	DIS	Walt Disney	A	2.60	0.70
2016-01-01	STJ	St Jude Medical Inc	D	-2.87	0.50	CI	Cigna	A	2.32	0.50
2016-01-01	BG.	Bg	C	-1.86	0.00	LB	L Brands	A	2.30	0.00
2016-01-01	AET	Aetna	C	-1.86	0.30	BCR	C R Bard	A	2.32	0.30
2016-01-01	ENI	Eni	D	-2.85	0.30	AN	Autonation	A	2.29	0.30
2016-01-01	EXC	Exelon	D	-2.86	1.30	GAS	AGL Resources	A	2.23	1.30
2016-01-01	2454	Mediatek Incorporation	D	-2.92	0.10					
2016-01-01	LVS	Las Vegas Sands	D	-2.87	0.80	ORLY	O'reilly Automotive	A	2.53	0.80
2016-01-01	HPQ	Hp	D	-2.90	0.20					
2016-01-01	NOVN	Novartis	D	-2.86	0.50	STZ	Constellation Brands	A	2.29	0.50
2016-01-01	RDSB	Royal Dutch Shell	D	-2.88	0.40	NVDA	Nvidia	A	2.28	0.40
2016-01-01	RDS.A	Royal Dutch Shell Adr	D	-2.91	0.50					
2016-01-01	TEL	Te Connectivity	C	-1.85	0.20	SEE	Sealed Air	A	2.25	0.20
2016-01-01	MJN	Mead Johnson Nutrition	D	-2.87	0.80	ATVI	Activision Blizzard	A	2.61	0.80

Date	Ticker	Name	R	SM	W (%)	Ticker	Name	R	SM	W (%)
2016-01-01	KMI	Kinder Morgan	D	-2.94	0.70					
2016-01-01	ABBV	Abbvie	D	-2.85	2.10	LLY	Eli Lilly	A	2.29	2.10
2016-01-01	FOXA	Twenty-first Century Fox	D	-2.88	0.30	EXPE	Expedia	A	2.43	0.30
2016-01-01	BHGE	Baker Hughes, A Ge	D	-2.89	0.00	PSX	Phillips 66	A	2.23	0.00
2016-02-01	AAPL	Apple	D	-2.88	0.50	FB	Facebook	A	2.34	0.50
2016-02-01	WU	The Western Union	D	-2.87	1.10	EXR	Extra Space Storage	A	2.84	1.10
2016-02-01		Bayer	D	-2.88	0.20	STZ	Constellation Brands	A	2.31	0.20
2016-02-01	SU	Suncor Energy	D	-2.86	0.30	SWK	Stanley Black & Decker	A	2.27	0.30
2016-02-01	KER	Kering	D	-2.85	0.20	TSCO	Tractor Supply	A	2.25	0.20
2016-02-01	GLE	Societe Generale	D	-2.88	0.20	V	Visa	A	2.25	0.20
2016-02-01	7203	Toyota Motor	D	-2.86	0.30	AVY	Avery Dennison	A	2.24	0.30
2016-02-01	PRU	Prudential	D	-2.86	0.10	ICE	Intercontinental Exchange	A	2.24	0.10
2016-02-01	CAT	Caterpillar	D	-2.88	0.40	FISV	Fiserv	A	2.58	0.40
2016-02-01	CM-CSA	Comcast	C	-1.86	0.80	DIS	Walt Disney	A	2.55	0.80
2016-02-01	CSX	Csx	D	-2.90	0.90	NOC	Northrop Grumman	A	2.49	0.90
2016-02-01	CTL	Centurylink	D	-2.90	0.80	LVLTL	Level 3 Communications	B	1.17	0.80
2016-02-01	CMI	Cummins	D	-2.89	0.70	VMC	Vulcan Materials Co	A	2.31	0.70
2016-02-01	D	Dominion Resources	D	-2.83	1.40	NI	Nisource	A	3.00	1.40
2016-02-01	RRD	R.r.donnelleys&sons	D	-2.89	0.20	ALLE	Allegion	A	2.25	0.20
2016-02-01	VALE3	Vale	D	-2.92	0.10					
2016-02-01	FCX	Freeport-mcmoran	D	-2.97	0.20					
2016-02-01	GD	General Dynamics	C	-1.85	2.20	MAS	Masco	A	2.24	2.20
2016-02-01	GIS	General Mills	C	-1.84	0.40	DLPH	Delphi Automotive	A	2.56	0.40
2016-02-01	STT	State Street	D	-2.89	0.40	EFX	Equifax	A	2.60	0.40
2016-02-01	HAL	Halliburton	D	-2.89	0.80	TSO	Tesoro	A	2.31	0.80
2016-02-01	CHK	Chesapeake Energy	D	-2.98	0.20					
2016-02-01	AGU	Agrium	D	-2.86	0.20	TSN	Tyson Foods	A	2.24	0.20
2016-02-01	PCLN	The Priceline	C	-1.88	0.20	CVC	Cablevision Systems Corp	A	2.30	0.20
2016-02-01	7974	Nintendo	C	-1.88	0.10	DHI	D.r. Horton	A	2.24	0.10
2016-02-01	IBM	IBM	D	-2.88	0.20	VRSN	Verisign	A	2.27	0.20
2016-02-01	JCI	Johnson Controls	D	-2.89	0.60	SNA	Snap-on	A	2.56	0.60
2016-02-01	VALE	Vale Adr	D	-2.96	0.10					
2016-02-01	MRK	Merck & Co	D	-2.87	0.20	HSIC	Henry Schein	A	2.50	0.20
2016-02-01	ORCL	Oracle	D	-2.85	2.60	SNDK	Sandisk Corp	A	2.26	2.60
2016-02-01	F	Ford Motor	D	-2.87	0.10	ATVI	Activision Blizzard	A	2.55	0.10
2016-02-01	COP	Conocophillips	D	-2.93	1.30					
2016-02-01	PFE	Pfizer	D	-2.86	0.20	EW	Edwards Lifesciences	A	2.41	0.20
2016-02-01	PGR	Progressive	C	-1.85	0.50	NDAQ	Nasdaq	A	2.48	0.50
2016-02-01	SLB	Schlumberger	D	-2.87	0.20	FSLR	First Solar	A	2.28	0.20
2016-02-01	SWN	Southwestern Energy	D	-2.95	0.20					
2016-02-01	CSGN	Credit Suisse	D	-2.90	0.20	TAP	Molson Coors Brewing	A	2.23	0.20
2016-02-01	TXN	Texas Instruments	C	-1.85	2.40	NVDA	Nvidia	A	2.25	2.40
2016-02-01	UNP	Union Pacific	D	-2.90	1.80					
2016-02-01	UTX	United Technologies	D	-2.88	0.60	TSS	Total System Services	A	2.23	0.60
2016-02-01	EOG	Eog Resources	D	-2.87	0.60	VLO	Valero Energy	A	2.19	0.60
2016-02-01	BARC	Barclays	D	-2.89	0.30	HRS	Harris	A	2.23	0.30
2016-02-01	BP.	Bp	D	-2.84	0.20	NWL	Newell Brands	A	2.23	0.20
2016-02-01	ESRX	Express Scripts	D	-2.86	0.50	BCR	C R Bard	A	2.32	0.50
2016-02-01	ASML	Asml	D	-2.86	0.40	COST	Costco Wholesale	A	2.23	0.40
2016-02-01	HSBC	Hsbc Adr	D	-2.88	0.10	SCHW	Charles Schwab	A	2.33	0.10
2016-02-01	SRE	Semptra Energy	D	-2.85	0.30	TE	Teco Energy	A	2.26	0.30
2016-02-01	COG	Cabot Oil & Gas	D	-2.90	0.20					
2016-02-01	CSCO	Cisco Systems	D	-2.87	0.20	ADBE	Adobe Systems	A	2.25	0.20
2016-02-01	PX	Praxair	D	-2.86	0.70	ARG	Airgas Inc	A	2.27	0.70
2016-02-01	UNH	Unitedhealth	C	-1.84	1.20	CI	Cigna	A	2.29	1.20
2016-02-01	GILD	Gilead Sciences	D	-2.89	1.70	LLY	Eli Lilly	A	2.27	1.70
2016-02-01	2382	Quanta Computer	D	-2.90	0.10	CPB	Campbell Soup	A	2.23	0.10

Date	Ticker	Name	R	SM	W (%)	Ticker	Name	R	SM	W (%)
2016-02-01	9984	Softbank	D	-2.88	0.30	AIZ	Assurant	A	2.23	0.30
2016-02-01	NRG	Nrg Energy	D	-2.95	0.00					
2016-02-01	ACN	Accenture Cl A	C	-1.84	2.10	RTN	Raytheon	A	2.22	2.10
2016-02-01	PEP	Pepsico	C	-1.84	0.70	HRL	Hormel Foods	A	2.48	0.70
2016-02-01	VIAB	Viacom	D	-2.91	1.00					
2016-02-01	JPM	Jpmorgan Chase	C	-1.85	0.20	CB	Chubb	A	2.29	0.20
2016-02-01	SYK	Stryker	C	-1.84	1.00	REGN	Regeneron Pharmaceuticals	A	2.25	1.00
2016-02-01	SE	Spectra Energy	D	-2.88	0.20	NFX	Newfield Exploration	A	2.17	0.20
2016-02-01		Berkshire Hathaway B	D	-2.86	1.30	BK	Bank Of New York Mellon	A	2.29	1.30
2016-02-01	RIO	Rio Tinto	D	-2.91	0.20					
2016-02-01	TWX	Time Warner	D	-2.87	0.80	LB	L Brands	A	2.30	0.80
2016-02-01	STJ	St Jude Medical Inc	D	-2.88	0.40	VRTX	Vertex Pharmaceuticals	A	2.24	0.40
2016-02-01	BG.	Bg	C	-1.85	0.00	CCL	Carnival	A	2.23	0.00
2016-02-01	AET	Aetna	C	-1.87	0.30	XRAY	Dentsply Intl	A	2.23	0.30
2016-02-01	ENI	Eni	D	-2.86	0.30	MAT	Mattel	A	2.22	0.30
2016-02-01	C	Citigroup	D	-2.87	0.40	PSA	Public Storage	A	2.28	0.40
2016-02-01	XOM	Exxon Mobil	D	-2.85	0.40	MPC	Marathon Petroleum	A	2.15	0.40
2016-02-01	EXC	Exelon	D	-2.85	1.50	GAS	AGL Resources	A	2.23	1.50
2016-02-01	ADP	Automatic Data Processing	C	-1.85	0.30	HON	Honeywell International	A	2.20	0.30
2016-02-01	2454	Mediatek Incorporation	D	-2.93	0.10					
2016-02-01	LVS	Las Vegas Sands	D	-2.87	0.80	SBUX	Starbucks	A	2.28	0.80
2016-02-01	CVX	Chevron	D	-2.86	0.20	PXD	Pioneer Natural Resources	B	1.19	0.20
2016-02-01	HPQ	Hp	D	-2.92	0.20					
2016-02-01	NOVN	Novartis	D	-2.87	0.50	MCD	Mcdonald's	A	2.22	0.50
2016-02-01	RDSB	Royal Dutch Shell	D	-2.89	0.40	WEC	Wec Energy	A	2.22	0.40
2016-02-01	RDS.A	Royal Dutch Shell Adr	D	-2.91	0.50					
2016-02-01	TEL	Te Connectivity	C	-1.87	0.20	XYL	Xylem	A	2.19	0.20
2016-02-01	MJN	Mead Johnson Nutrition	D	-2.89	0.80	MNST	Monster Beverage	A	2.44	0.80
2016-02-01	CNQ	Canadian Natural Resources	D	-2.86	0.60	MKC	Mccormick	A	2.22	0.60
2016-02-01	KMI	Kinder Morgan	D	-2.94	0.70					
2016-02-01	ABBV	Abbvie	D	-2.86	2.00	BMJ	Bristol-myers Squibb	A	2.22	2.00
2016-02-01	MDLZ	Mondelez International	C	-1.85	0.70	GMCR	Keurig Green Mountain	A	2.37	0.70
2016-02-01	FOXA	Twenty-first Century Fox	D	-2.88	0.30	LOW	Lowe's Companies	A	2.27	0.30
2016-02-01	BHGE	Baker Hughes, A Ge	D	-2.90	0.00	OXY	Occidental Petroleum	B	1.17	0.00
2016-03-01	AAPL	Apple	D	-2.87	0.50	FB	Facebook	A	2.32	0.50
2016-03-01	ABT	Abbott Laboratories	D	-2.86	0.40	HSIC	Henry Schein	A	2.55	0.40
2016-03-01	WU	The Western Union	D	-2.86	1.10	EXR	Extra Space Storage	A	2.79	1.10
2016-03-01	AIG	American International	C	-1.87	1.30	EFX	Equifax	A	2.60	1.30
2016-03-01	AMGN	Amgen	D	-2.85	5.50	EW	Edwards Lifesciences	A	2.46	5.50
2016-03-01		Bayer	D	-2.89	0.20	TE	Teco Energy	A	2.26	0.20
2016-03-01	SU	Suncor Energy	D	-2.85	0.40	DHI	D.r. Horton	A	2.25	0.40
2016-03-01	KER	Kering	D	-2.85	0.20	CPB	Campbell Soup	A	2.24	0.20
2016-03-01	GLE	Societe Generale	D	-2.89	0.20	MKC	Mccormick	A	2.24	0.20
2016-03-01	7203	Toyota Motor	D	-2.89	0.20	NWL	Newell Brands	A	2.23	0.20
2016-03-01	BA	Boeing	D	-2.87	0.10	FISV	Fiserv	A	2.61	0.10
2016-03-01	PRU	Prudential	D	-2.86	0.10	GAS	AGL Resources	A	2.23	0.10
2016-03-01	CAT	Caterpillar	D	-2.87	0.50	NOC	Northrop Grumman	A	2.50	0.50
2016-03-01	CM-CSA	Comcast	D	-2.85	0.90	CVC	Cablevision Systems Corp	A	2.31	0.90
2016-03-01	CSX	Csx	D	-2.89	1.00	MAS	Masco	A	2.27	1.00
2016-03-01	CMI	Cummins	D	-2.88	0.80	ALLE	Allegion	A	2.27	0.80
2016-03-01	RRD	R.r.donnelleys&sons	D	-2.87	0.20	TSS	Total System Services	A	2.26	0.20
2016-03-01	DOW	Dow Chemical	D	-2.85	0.90	NEM	Newmont Mining	A	2.27	0.90
2016-03-01	CME	Cme	D	-2.85	0.10	NDAQ	Nasdaq	A	2.50	0.10



Date	Ticker	Name	R	SM	W (%)	Ticker	Name	R	SM	W (%)
2016-03-01	VALE3	Vale	D	-2.90	0.20	WEC	Wec Energy	A	2.22	0.20
2016-03-01	FCX	Freeport-mcmoran	D	-2.95	0.30					
2016-03-01	GD	General Dynamics	D	-2.85	2.20	RTN	Raytheon	A	2.22	2.20
2016-03-01	STT	State Street	D	-2.88	0.40	CB	Chubb	A	2.30	0.40
2016-03-01	HAL	Halliburton	D	-2.89	0.80	TSO	Tesoro	A	2.29	0.80
2016-03-01	CHK	Chesapeake Energy	D	-2.98	0.10					
2016-03-01	AGU	Agrium	D	-2.87	0.20	SCG	Scana	A	2.22	0.20
2016-03-01	PCLN	The Priceline	C	-1.85	0.30	SBUX	Starbucks	A	2.28	0.30
2016-03-01	7974	Nintendo	D	-2.90	0.10	DD	E.i. Du Pont De Nemours	A	2.22	0.10
2016-03-01	HUM	Humana	D	-2.86	0.50	BCR	C R Bard	A	2.33	0.50
2016-03-01	IBM	IBM	D	-2.87	0.20	VRSN	Verisign	A	2.31	0.20
2016-03-01	IFF	International Flavors & Fragrances	D	-2.86	0.50	ARG	Airgas Inc	A	2.27	0.50
2016-03-01	JCI	Johnson Controls	D	-2.88	0.60	SNA	Snap-on	A	2.52	0.60
2016-03-01	VALE	Vale Adr	D	-2.94	0.20					
2016-03-01	MDT	Medtronic	D	-2.84	1.20	CI	Cigna	A	2.31	1.20
2016-03-01	MRK	Merck & Co	D	-2.86	0.20	LLY	Eli Lilly	A	2.25	0.20
2016-03-01	NSC	Norfolk Southern	D	-2.87	1.30	FAST	Fastenal	A	2.21	1.30
2016-03-01	ORCL	Oracle	D	-2.84	2.60	NVDA	Nvidia	A	2.28	2.60
2016-03-01	F	Ford Motor	D	-2.86	0.10	ATVI	Activision Blizzard	A	2.51	0.10
2016-03-01	COP	Conocophillips	D	-2.93	1.10					
2016-03-01	PFE	Pfizer	D	-2.86	0.20	BMY	Bristol-myers Squibb	A	2.23	0.20
2016-03-01	PGR	Progressive	C	-1.84	0.50	PSA	Public Storage	A	2.28	0.50
2016-03-01	SLB	Schlumberger	D	-2.86	0.20	FSLR	First Solar	A	2.28	0.20
2016-03-01	SWN	Southwestern Energy	D	-2.97	0.10					
2016-03-01	CSGN	Credit Suisse	D	-2.92	0.10					
2016-03-01	TXN	Texas Instruments	C	-1.85	2.40	ADBE	Adobe Systems	A	2.24	2.40
2016-03-01	UNP	Union Pacific	D	-2.89	2.00	HON	Honeywell International	A	2.21	2.00
2016-03-01	UTX	United Technologies	D	-2.87	0.60	FLIR	Flir Systems	A	2.20	0.60
2016-03-01	WFC	Wells Fargo	D	-2.85	0.20	EQIX	Equinix Inc	A	2.24	0.20
2016-03-01	EOG	Eog Resources	D	-2.88	0.60	VLO	Valero Energy	A	2.17	0.60
2016-03-01	BARC	Barclays	D	-2.91	0.30					
2016-03-01	BP.	Bp	D	-2.85	0.20	TAP	Molson Coors Brewing	A	2.22	0.20
2016-03-01	ESRX	Express Scripts	D	-2.86	0.50	BDX	Becton Dickinson	A	2.22	0.50
2016-03-01	LMT	Lockheed Martin	C	-1.84	0.40	PAYX	Paychex	A	2.20	0.40
2016-03-01	ASML	Asml	D	-2.86	0.40	DLTR	Dollar Tree	A	2.22	0.40
2016-03-01	HSBC	Hsbc Adr	D	-2.89	0.10	O	Realty Income	A	2.23	0.10
2016-03-01	SRE	Sempra Energy	D	-2.84	0.30	NI	Nisource	A	3.00	0.30
2016-03-01	COG	Cabot Oil & Gas	D	-2.90	0.20					
2016-03-01	CSCO	Cisco Systems	D	-2.85	0.20	AMAT	Applied Materials	A	2.22	0.20
2016-03-01	PX	Praxair	D	-2.85	0.70	AVY	Avery Dennison	A	2.27	0.70
2016-03-01	UNH	Unitedhealth	D	-2.83	1.30	BAX	Baxter International	A	2.20	1.30
2016-03-01	GILD	Gilead Sciences	D	-2.88	1.70	ISRG	Intuitive Surgical	A	2.19	1.70
2016-03-01	2382	Quanta Computer	D	-2.89	0.10	LUV	Southwest Airlines	A	2.22	0.10
2016-03-01	9984	Softbank	D	-2.88	0.30	EL	Estee Lauder Companies	A	2.22	0.30
2016-03-01	NRG	Nrg Energy	D	-2.95	0.00					
2016-03-01	ACN	Accenture Cl A	C	-1.84	2.00	XYL	Xylem	A	2.20	2.00
2016-03-01	PEP	Pepsico	C	-1.84	0.70	HRL	Hormel Foods	A	2.50	0.70
2016-03-01	VIAB	Viacom	D	-2.93	0.80					
2016-03-01	JPM	Jpmorgan Chase	D	-2.85	0.20	TRV	Travelers Companies	A	2.22	0.20
2016-03-01	SE	Spectra Energy	D	-2.87	0.20	SWK	Stanley Black & Decker	A	2.27	0.20
2016-03-01	RIO	Rio Tinto	D	-2.90	0.20					
2016-03-01	TWX	Time Warner	D	-2.88	0.80	LB	L Brands	A	2.27	0.80
2016-03-01	STJ	St Jude Medical Inc	D	-2.88	0.40	WAT	Waters	A	2.18	0.40
2016-03-01	USB	Us Bancorp	D	-2.85	0.60	HIG	The Hartford Financial Services	A	2.22	0.60
2016-03-01	AET	Aetna	C	-1.86	0.30	ZTS	Zoetis	A	2.18	0.30
2016-03-01	ENI	Eni	D	-2.86	0.30	HRS	Harris	A	2.22	0.30
2016-03-01	C	Citigroup	D	-2.88	0.30	CINF	Cincinnati Financial	A	2.21	0.30
2016-03-01	ADP	Automatic Data Processing	C	-1.84	0.30	RSG	Republic Services	A	2.20	0.30

Date	Ticker	Name	R	SM	W (%)	Ticker	Name	R	SM	W (%)
2016-03-01	2454	Mediatek Incorporation	D	-2.92	0.10					
2016-03-01	LVS	Las Vegas Sands	D	-2.85	0.90	COST	Costco Wholesale	A	2.23	0.90
2016-03-01	CVX	Chevron	D	-2.85	0.20	MAT	Mattel	A	2.27	0.20
2016-03-01	HPQ	Hp	D	-2.91	0.20					
2016-03-01	GM	General Motors	D	-2.86	0.90	GMCR	Keurig Green Mountain	A	2.38	0.90
2016-03-01	NOVN	Novartis	D	-2.88	0.50	MCD	Mcdonald's	A	2.21	0.50
2016-03-01	RDSB	Royal Dutch Shell	D	-2.88	0.50	AVGO	Broadcom	A	2.21	0.50
2016-03-01	RDS.A	Royal Dutch Shell Adr	D	-2.91	0.60					
2016-03-01	TEL	Te Connectivity	D	-2.87	0.20	A	Agilent Technologies	A	2.19	0.20
2016-03-01	MJN	Mead Johnson Nutrition	D	-2.88	0.80	STZ	Constellation Brands	A	2.29	0.80
2016-03-01	CNQ	Canadian Natural Resources	D	-2.86	0.50	DPS	Dr Pepper Snapple	A	2.21	0.50
2016-03-01	KMI	Kinder Morgan	D	-2.93	0.90					
2016-03-01	ABBV	Abbvie	D	-2.85	2.10	MNK	Mallinckrodt	B	1.20	2.10
2016-03-01	MDLZ	Mondelez International	C	-1.85	0.70	TSN	Tyson Foods	A	2.29	0.70
2016-03-01	FOXA	Twenty-first Century Fox	D	-2.88	0.30	CCL	Carnival	A	2.23	0.30
2016-03-01	UBSG	Ubs	D	-2.88	0.20	ED	Consolidated Edison	A	2.21	0.20
2016-03-01	BHGE	Baker Hughes, A Ge	D	-2.89	0.00	KORS	Michael Kors	A	2.27	0.00
2016-04-01	AAPL	Apple	D	-2.86	0.80	FB	Facebook	A	2.34	0.80
2016-04-01	ABT	Abbott Laboratories	D	-2.85	0.40	HSIC	Henry Schein	A	2.56	0.40
2016-04-01	AIG	American International	D	-2.86	1.40	EXR	Extra Space Storage	A	2.88	1.40
2016-04-01	AMGN	Amgen	D	-2.84	5.40	EW	Edwards Lifesciences	A	2.47	5.40
2016-04-01		Bayer	D	-2.88	0.20	NI	Nisource	A	3.00	0.20
2016-04-01	GLE	Societe Generale	D	-2.89	0.20	MAT	Mattel	A	2.29	0.20
2016-04-01	4503	Astellas Pharma	D	-2.88	0.20	NEM	Newmont Mining	A	2.29	0.20
2016-04-01	7203	Toyota Motor	D	-2.89	0.30	DHI	D.r. Horton	A	2.27	0.30
2016-04-01	BA	Boeing	D	-2.87	1.00	FISV	Fiserv	A	2.64	1.00
2016-04-01	PRU	Prudential	D	-2.86	0.10	ARG	Airgas Inc	A	2.27	0.10
2016-04-01	MON	Monsanto	D	-2.85	1.20	SNA	Snap-on	A	2.55	1.20
2016-04-01	CSX	Csx	D	-2.89	0.50	NOC	Northrop Grumman	A	2.52	0.50
2016-04-01	DOW	Dow Chemical	D	-2.85	0.90	AVY	Avery Dennison	A	2.29	0.90
2016-04-01	CME	Cme	D	-2.84	0.20	EFX	Equifax	A	2.66	0.20
2016-04-01	VALE3	Vale	D	-2.88	0.20	KORS	Michael Kors	A	2.27	0.20
2016-04-01	4502	Takeda Pharmaceutical	D	-2.88	0.30	NWL	Newell Brands	A	2.27	0.30
2016-04-01	GD	General Dynamics	D	-2.86	2.00	MAS	Masco	A	2.30	2.00
2016-04-01	STT	State Street	D	-2.88	0.20	NDAQ	Nasdaq	A	2.52	0.20
2016-04-01	HAL	Halliburton	D	-2.88	0.80	FSLR	First Solar	A	2.28	0.80
2016-04-01	CHK	Chesapeake Energy	D	-2.98	0.10					
2016-04-01	AGU	Agrium	D	-2.87	0.20	KLAC	Kla-tencor	A	2.26	0.20
2016-04-01	7974	Nintendo	D	-2.90	0.10	CPB	Campbell Soup	A	2.26	0.10
2016-04-01	JCI	Johnson Controls	D	-2.88	0.60	ATVI	Activision Blizzard	A	2.54	0.60
2016-04-01	VALE	Vale Adr	D	-2.92	0.20					
2016-04-01	MRK	Merck & Co	D	-2.86	0.20	BCR	C R Bard	A	2.35	0.20
2016-04-01	F	Ford Motor	D	-2.86	0.10	HRL	Hormel Foods	A	2.51	0.10
2016-04-01	COP	Conocophillips	D	-2.92	1.10					
2016-04-01	PFE	Pfizer	D	-2.86	0.20	CI	Cigna	A	2.30	0.20
2016-04-01	HSBA	Hsbc	D	-2.87	0.00	ADBE	Adobe Systems	A	2.26	0.00
2016-04-01	SLB	Schlumberger	D	-2.87	0.20	HP	Helmerich & Payne	A	2.22	0.20
2016-04-01	SWN	Southwestern Energy	D	-2.96	0.20					
2016-04-01	CSGN	Credit Suisse	D	-2.92	0.10					
2016-04-01	TXN	Texas Instruments	C	-1.84	2.40	VRSN	Verisign	A	2.32	2.40
2016-04-01	UNP	Union Pacific	D	-2.89	2.00	TSS	Total System Services	A	2.28	2.00
2016-04-01	WFC	Wells Fargo	D	-2.85	0.20	CB	Chubb	A	2.31	0.20
2016-04-01	EOG	Eog Resources	D	-2.86	0.90	VLO	Valero Energy	A	2.18	0.90
2016-04-01	941	China Mobile	D	-2.88	0.10	TE	Teco Energy	A	2.26	0.10
2016-04-01	BARC	Barclays	D	-2.91	0.30					
2016-04-01	BP.	Bp	D	-2.85	0.20	ADT	ADT Corporation	A	2.26	0.20

Date	Ticker	Name	R	SM	W (%)	Ticker	Name	R	SM	W (%)
2016-04-01	ESRX	Express Scripts	D	-2.87	0.30	HOLX	Hologic	A	2.29	0.30
2016-04-01	HSBC	Hsbc Adr	D	-2.90	0.10	PSA	Public Storage	A	2.30	0.10
2016-04-01	COG	Cabot Oil & Gas	D	-2.89	0.20	RRC	Range Resources	B	1.26	0.20
2016-04-01	GILD	Gilead Sciences	D	-2.87	1.00	LLY	Eli Lilly	A	2.25	1.00
2016-04-01	9984	Softbank	D	-2.88	0.20	MKC	Mccormick	A	2.25	0.20
2016-04-01	WFM	Whole Foods Market	D	-2.85	0.20	CVC	Cablevision Systems Corp	A	2.31	0.20
2016-04-01	VIAB	Viacom	D	-2.92	0.90	UDR	Udr	A	2.27	0.20
2016-04-01	JPM	Jpmorgan Chase	D	-2.85	0.20	UDR	Bristol-myers Squibb	A	2.23	0.20
2016-04-01	ILMN	Illumina	D	-2.86	0.20	AMAT	Applied Materials	A	2.25	0.20
2016-04-01	RIO	Rio Tinto	D	-2.90	0.20	XRAY	Dentsply Sirona	A	2.23	0.40
2016-04-01	STJ	St Jude Medical Inc	D	-2.88	0.40	EQIX	Equinix Inc	A	2.25	0.50
2016-04-01	USB	Us Bancorp	D	-2.85	0.50	BDX	Becton Dickinson	A	2.23	0.30
2016-04-01	AET	Aetna	C	-1.86	0.30	TAP	Molson Coors Brewing	A	2.25	0.30
2016-04-01	ENI	Eni	D	-2.86	0.30	O	Realty Income	A	2.24	0.30
2016-04-01	C	Citigroup	D	-2.87	0.30	BAX	Baxter International	A	2.21	0.70
2016-04-01	ALXN	Alexion Pharmaceuticals	D	-2.88	0.70	NVDA	Nvidia	A	2.31	0.10
2016-04-01	2454	Mediatek Incorporation	D	-2.92	0.10	STZ	Constellation Brands	A	2.31	0.80
2016-04-01	HPQ	Hp	D	-2.90	0.10	SCG	Scana	A	2.25	0.40
2016-04-01	GM	General Motors	D	-2.86	0.80	CCL	Carnival	A	2.24	0.50
2016-04-01	NOVN	Novartis	D	-2.89	0.40	AVGO	Broadcom	A	2.24	0.00
2016-04-01	RDSB	Royal Dutch Shell	D	-2.87	0.50	ALLE	Allegion	A	2.27	0.10
2016-04-01	RDSA	Royal Dutch Shell	D	-2.88	0.00	ISRG	Intuitive Surgical	A	2.20	2.00
2016-04-01	RDS.A	Royal Dutch Shell Adr	D	-2.90	0.30	TSN	Tyson Foods	A	2.30	0.70
2016-04-01	TEL	Te Connectivity	D	-2.86	0.10	WYNN	Wynn Resorts	A	2.31	0.30
2016-04-01	KMI	Kinder Morgan	D	-2.94	0.90	COST	Costco Wholesale	A	2.24	0.20
2016-04-01	ABBV	Abbvie	D	-2.85	2.00	NFX	Newfield Exploration	B	1.24	0.00
2016-04-01	MDLZ	Mondelez International	C	-1.85	0.70	FB	Facebook	A	2.35	0.70
2016-04-01	FOXA	Twenty-first Century Fox	D	-2.88	0.30	HSIC	Henry Schein	A	2.56	0.40
2016-04-01	UBSG	Ubs	D	-2.89	0.20	EXR	Extra Space Storage	A	2.82	1.40
2016-04-01	BHGE	Baker Hughes, A Ge	D	-2.90	0.00	NI	Nisource	A	3.00	0.20
2016-05-02	AAPL	Apple	D	-2.88	0.70	NEM	Newmont Mining	A	2.37	0.20
2016-05-02	ABT	Abbott Laboratories	D	-2.85	0.40	RRC	Range Resources	A	2.35	0.20
2016-05-02	AIG	American International	D	-2.85	1.40	WYNN	Wynn Resorts	A	2.31	0.30
2016-05-02	GLE	Bayer	D	-2.89	0.20	TSS	Total System Services	A	2.30	0.10
2016-05-02	4503	Societe Generale	D	-2.88	0.20	FISV	Fiserv	A	2.61	0.60
2016-05-02	7203	Astellas Pharma	D	-2.88	0.20	AVY	Avery Dennison	A	2.30	0.30
2016-05-02	PRU	Toyota Motor	D	-2.90	0.30	MAS	Masco	A	2.29	0.30
2016-05-02	CSX	Prudential	D	-2.86	0.10	NOC	Northrop Grumman	A	2.54	2.10
2016-05-02	VALE3	Csx	D	-2.88	0.60	EFX	Equifax	A	2.68	0.20
2016-05-02	4502	Vale	D	-2.84	0.30	NWL	Newell Brands	A	2.28	0.20
2016-05-02	GD	Takeda Pharmaceutical	D	-2.87	0.30	ULTA	Ulta Beauty	A	2.41	0.50
2016-05-02	STT	General Dynamics	D	-2.85	2.10	VRSN	Verisign	A	2.31	0.20
2016-05-02	CHK	State Street	D	-2.87	0.20	ATVI	Activision Blizzard	A	2.55	0.10
2016-05-02	CHK	Chesapeake Energy	D	-2.96	0.20	EW	Edwards Lifesciences	A	2.56	0.20
2016-05-02	AGU	Agrium	D	-2.88	0.20	ALLE	Allegion	A	2.27	0.00
2016-05-02	7974	Nintendo	D	-2.90	0.10	GPN	Global Payments	A	2.35	2.20
2016-05-02	KR	Kroger	C	-1.86	0.50	NDAQ	Nasdaq	A	2.49	0.20
2016-05-02	CRM	Salesforce.com	C	-1.84	0.20					
2016-05-02	F	Ford Motor	D	-2.86	0.10					
2016-05-02	COP	Conocophillips	D	-2.91	1.30					
2016-05-02	PFE	Pfizer	D	-2.85	0.20					
2016-05-02	HSBA	Hsbc	D	-2.86	0.00					
2016-05-02	SWN	Southwestern Energy	D	-2.93	0.30					
2016-05-02	CSGN	Credit Suisse	D	-2.91	0.10					
2016-05-02	UNP	Union Pacific	D	-2.88	2.20					
2016-05-02	WFC	Wells Fargo	D	-2.85	0.20					

Date	Ticker	Name	R	SM	W (%)	Ticker	Name	R	SM	W (%)
2016-05-02	941	China Mobile	D	-2.87	0.10	DHI	D.r. Horton	A	2.27	0.10
2016-05-02	BARC	Barclays	D	-2.90	0.30					
2016-05-02	BP.	Bp	D	-2.84	0.20	AA	Alcoa	A	2.27	0.20
2016-05-02	INTC	Intel	D	-2.86	1.00	NVDA	Nvidia	A	2.31	1.00
2016-05-02	ESRX	Express Scripts	D	-2.86	0.30	BCR	C R Bard	A	2.36	0.30
2016-05-02	HSBC	Hsbc Adr	D	-2.89	0.10	CB	Chubb	A	2.31	0.10
2016-05-02	GILD	Gilead Sciences	D	-2.85	0.90	BMJ	Bristol-myers Squibb	A	2.26	0.90
2016-05-02	WFM	Whole Foods Market	D	-2.86	0.20	CVC	Cablevision Systems Corp	A	2.32	0.20
2016-05-02	VIAB	Viacom	D	-2.92	0.90					
2016-05-02	JPM	Jpmorgan Chase	D	-2.84	0.20	PSA	Public Storage	A	2.28	0.20
2016-05-02	ILMN	Illumina	D	-2.87	0.20	BDX	Becton Dickinson	A	2.24	0.20
2016-05-02	RIO	Rio Tinto	D	-2.88	0.30	ARG	Airgas Inc	A	2.27	0.30
2016-05-02	STJ	St Jude Medical Inc	D	-2.84	0.50	BSX	Boston Scientific	A	2.23	0.50
2016-05-02	USB	Us Bancorp	D	-2.84	0.50	EQIX	Equinix Inc	A	2.26	0.50
2016-05-02	C	Citigroup	D	-2.86	0.40	UDR	Udr	A	2.25	0.40
2016-05-02	ALXN	Alexion Pharmaceuticals	D	-2.88	0.70	XRAY	Dentsply Sirona	A	2.23	0.70
2016-05-02	2454	Mediatek Incorporation	D	-2.92	0.10					
2016-05-02	GM	General Motors	D	-2.85	0.80	STZ	Constellation Brands	A	2.32	0.80
2016-05-02	NOVN	Novartis	D	-2.88	0.40	MAT	Mattel	A	2.26	0.40
2016-05-02	RDSA	Royal Dutch Shell	D	-2.87	0.00	DO	Diamond Offshore Drilling	A	2.26	0.00
2016-05-02	KMI	Kinder Morgan	D	-2.93	0.90					
2016-05-02	MDLZ	Mondelez International	C	-1.84	0.70	TSN	Tyson Foods	A	2.30	0.70
2016-05-02	UBSG	Ubs	D	-2.88	0.20	TE	Teco Energy	A	2.26	0.20
2016-05-02	BHGE	Baker Hughes, A Ge	D	-2.89	0.00	MUR	Murphy Oil	A	2.37	0.00
2016-06-01	AAPL	Apple	D	-2.88	0.70	NVDA	Nvidia	A	2.40	0.70
2016-06-01	ABT	Abbott Laboratories	D	-2.85	0.40	HSIC	Henry Schein	A	2.56	0.40
2016-06-01	AIG	American International	D	-2.85	1.40	EXR	Extra Space Storage	A	2.87	1.40
2016-06-01		Bayer	D	-2.90	0.20					
2016-06-01	KER	Kering	D	-2.85	0.10	NI	Nisource	A	3.00	0.10
2016-06-01	4503	Astellas Pharma	D	-2.88	0.20	OKE	Oneok	A	2.39	0.20
2016-06-01	7203	Toyota Motor	D	-2.89	0.30	GPN	Global Payments	A	2.38	0.30
2016-06-01	PRU	Prudential	D	-2.86	0.10	AYI	Acuity Brands	A	2.36	0.10
2016-06-01	CSX	Csx	D	-2.88	0.50	FISV	Fiserv	A	2.65	0.50
2016-06-01	VALE3	Vale	D	-2.88	0.20	RRC	Range Resources	A	2.35	0.20
2016-06-01	4502	Takeda Pharmaceutical	D	-2.88	0.30	NEM	Newmont Mining	A	2.35	0.30
2016-06-01	STT	State Street	D	-2.87	0.20	EFX	Equifax	A	2.71	0.20
2016-06-01	CHK	Chesapeake Energy	D	-2.98	0.10					
2016-06-01	AGU	Agrium	D	-2.87	0.20	FB	Facebook	A	2.35	0.20
2016-06-01	7974	Nintendo	D	-2.89	0.10	CVC	Cablevision Systems Corp	A	2.33	0.10
2016-06-01	HUM	Humana	D	-2.84	0.40	EW	Edwards Lifesciences	A	2.52	0.40
2016-06-01	KR	Kroger	D	-2.86	0.60	ALK	Alaska Air	A	2.68	0.60
2016-06-01	F	Ford Motor	D	-2.86	0.10	ATVI	Activision Blizzard	A	2.61	0.10
2016-06-01	COP	Conocophillips	D	-2.92	1.20					
2016-06-01	HSBA	Hsbc	D	-2.86	0.00	MUR	Murphy Oil	A	2.32	0.00
2016-06-01	CSGN	Credit Suisse	D	-2.92	0.10					
2016-06-01	UNP	Union Pacific	D	-2.89	2.10	NOC	Northrop Grumman	A	2.55	2.10
2016-06-01	WFC	Wells Fargo	D	-2.85	0.20	NDAQ	Nasdaq	A	2.51	0.20
2016-06-01	941	China Mobile	D	-2.87	0.10	WYNN	Wynn Resorts	A	2.31	0.10
2016-06-01	BARC	Barclays	D	-2.90	0.30	TSS	Total System Services	A	2.31	0.30
2016-06-01	BP.	Bp	D	-2.85	0.20	VRSN	Verisign	A	2.30	0.20
2016-06-01	HSBC	Hsbc Adr	D	-2.89	0.10	CB	Chubb	A	2.33	0.10
2016-06-01	NKE	Nike	C	-1.86	0.20	STZ	Constellation Brands	A	2.31	0.20
2016-06-01	GILD	Gilead Sciences	D	-2.86	0.90	BCR	C R Bard	A	2.37	0.90
2016-06-01	WFM	Whole Foods Market	D	-2.84	0.20	ULTA	Ulta Beauty	A	2.46	0.20
2016-06-01	VIAB	Viacom	D	-2.92	0.90					
2016-06-01	JPM	Jpmorgan Chase	D	-2.84	0.20	PSA	Public Storage	A	2.28	0.20

Date	Ticker	Name	R	SM	W (%)	Ticker	Name	R	SM	W (%)
2016-06-01	ILMN	illumina	D	-2.86	0.20	BMY	Bristol-myers Squibb	A	2.26	0.20
2016-06-01	RIO	Rio Tinto	D	-2.90	0.20					
2016-06-01	USB	Us Bancorp	D	-2.84	0.50	EQIX	Equinix Inc	A	2.28	0.50
2016-06-01	C	Citigroup	D	-2.86	0.40	NAVI	Navient	A	2.27	0.40
2016-06-01	ALXN	Alexion Pharmaceuticals	D	-2.87	0.80	BDX	Becton Dickinson	A	2.25	0.80
2016-06-01	2454	Mediatek Incorporation	D	-2.93	0.10					
2016-06-01	GM	General Motors	D	-2.86	0.80	TSN	Tyson Foods	A	2.29	0.80
2016-06-01	RDSA	Royal Dutch Shell	D	-2.88	0.00	MAS	Masco	A	2.30	0.00
2016-06-01	KMI	Kinder Morgan	D	-2.93	0.90					
2016-06-01	UBSG	Ubs	D	-2.89	0.20	NFX	Newfield Exploration	A	2.30	0.20
2016-06-01	ABI	Anheuser-busch Inbev	C	-1.85	0.10	AVY	Avery Dennison	A	2.30	0.10
2016-07-01	AAPL	Apple	D	-2.88	0.70	NVDA	Nvidia	A	2.40	0.70
2016-07-01	ABT	Abbott Laboratories	D	-2.85	0.40	HSIC	Henry Schein	A	2.58	0.40
2016-07-01	AIG	American International	D	-2.86	1.60	EXR	Extra Space Storage	A	2.85	1.60
2016-07-01		Bayer	D	-2.90	0.00	NI	Nisource	A	3.00	0.00
2016-07-01	KER	Kering	D	-2.85	0.10	NEM	Newmont Mining	A	2.43	0.10
2016-07-01	7203	Toyota Motor	D	-2.90	0.30					
2016-07-01	PRU	Prudential	D	-2.86	0.10	OKE	Oneok	A	2.42	0.10
2016-07-01	CSX	Csx	D	-2.88	0.50	FISV	Fiserv	A	2.67	0.50
2016-07-01	COF	Capital One Financial	D	-2.87	0.20	EFX	Equifax	A	2.72	0.20
2016-07-01	4502	Takeda Pharmaceutical	D	-2.89	0.30	RRC	Range Resources	A	2.36	0.30
2016-07-01	CHK	Chesapeake Energy	D	-2.97	0.10					
2016-07-01	AGU	Agrium	D	-2.87	0.20	AYI	Acuity Brands	A	2.35	0.20
2016-07-01	7974	Nintendo	D	-2.90	0.10					
2016-07-01	KR	Kroger	D	-2.86	0.60	ULTA	Ulta Beauty	A	2.48	0.60
2016-07-01	MOT	Motorola Solutions	C	-1.86	0.20	FB	Facebook	A	2.34	0.20
2016-07-01	MSFT	Microsoft	C	-1.85	1.00	VRSN	Verisign	A	2.30	1.00
2016-07-01	F	Ford Motor	D	-2.86	0.10	ATVI	Activision Blizzard	A	2.63	0.10
2016-07-01	COP	Conocophillips	D	-2.92	1.10					
2016-07-01	CSGN	Credit Suisse	D	-2.93	0.10					
2016-07-01	WFC	Wells Fargo	D	-2.86	0.20	CB	Chubb	A	2.34	0.20
2016-07-01	HSBC	Hsbc Adr	D	-2.90	0.10	EQIX	Equinix Inc	A	2.30	0.10
2016-07-01	NKE	Nike	C	-1.86	0.20	STZ	Constellation Brands	A	2.33	0.20
2016-07-01	GILD	Gilead Sciences	D	-2.86	0.80	EW	Edwards Lifesciences	A	2.51	0.80
2016-07-01	VIAB	Viacom	D	-2.92	0.90					
2016-07-01	JPM	Jpmorgan Chase	D	-2.85	0.50	DLR	Digital Realty Trust	A	2.29	0.50
2016-07-01	ILMN	illumina	D	-2.87	0.20	BCR	C R Bard	A	2.40	0.20
2016-07-01	USB	Us Bancorp	D	-2.85	0.50	O	Realty Income	A	2.27	0.50
2016-07-01	C	Citigroup	D	-2.87	0.30	UDR	Udr	A	2.26	0.30
2016-07-01	ALXN	Alexion Pharmaceuticals	D	-2.87	0.60	BMY	Bristol-myers Squibb	A	2.26	0.60
2016-07-01	GM	General Motors	D	-2.87	0.70	TSN	Tyson Foods	A	2.29	0.70
2016-07-01	TEL	Te Connectivity	D	-2.85	0.10	NOC	Northrop Grumman	A	2.57	0.10
2016-07-01	KMI	Kinder Morgan	D	-2.93	0.90					
2016-07-01	UBSG	Ubs	D	-2.90	0.20					
2016-08-01		Bayer	D	-2.89	0.00	NI	Nisource	A	3.00	0.00
2016-08-01	7203	Toyota Motor	D	-2.89	0.30	FISV	Fiserv	A	2.68	0.30
2016-08-01	PRU	Prudential	D	-2.86	0.10	NOC	Northrop Grumman	A	2.56	0.10
2016-08-01	COF	Capital One Financial	D	-2.86	0.20	EXR	Extra Space Storage	A	2.81	0.20
2016-08-01	4502	Takeda Pharmaceutical	D	-2.88	0.30	NEM	Newmont Mining	A	2.47	0.30
2016-08-01	CHK	Chesapeake Energy	D	-2.97	0.20					
2016-08-01	KR	Kroger	D	-2.87	0.50	ULTA	Ulta Beauty	A	2.51	0.50
2016-08-01	MOT	Motorola Solutions	C	-1.85	0.20	NVDA	Nvidia	A	2.49	0.20
2016-08-01	COP	Conocophillips	D	-2.92	1.00					
2016-08-01	CSGN	Credit Suisse	D	-2.93	0.10					
2016-08-01	HSBC	Hsbc Adr	D	-2.89	0.10	EFX	Equifax	A	2.74	0.10
2016-08-01	NKE	Nike	D	-2.86	0.20	ATVI	Activision Blizzard	A	2.63	0.20



Date	Ticker	Name	R	SM	W (%)	Ticker	Name	R	SM	W (%)
2016-08-01	GILD	Gilead Sciences	D	-2.87	0.70	EW	Edwards Lifesciences	A	2.59	0.70
2016-08-01	ILMN	Illumina	D	-2.84	0.30	HSIC	Henry Schein	A	2.59	0.30
2016-08-01	C	Citigroup	D	-2.87	0.30	CB	Chubb	A	2.32	0.30
2016-08-01	ALXN	Alexion Pharmaceuticals	D	-2.86	0.60	BCR	C R Bard	A	2.38	0.60
2016-08-01	UBSG	Ubs	D	-2.90	0.20					
2016-09-01		Bayer	D	-2.89	0.00	NI	Nisource	A	3.00	0.00
2016-09-01	GLE	Societe Generale	D	-2.85	0.20	EXR	Extra Space Storage	A	2.76	0.20
2016-09-01	7203	Toyota Motor	D	-2.88	0.40	EFX	Equifax	A	2.75	0.40
2016-09-01	4502	Takeda Pharmaceutical	D	-2.88	0.30	FISV	Fiserv	A	2.64	0.30
2016-09-01	KR	Kroger	D	-2.88	0.50	ULTA	Ultra Beauty	A	2.48	0.50
2016-09-01	CRM	Salesforce.com	C	-1.85	0.20	NVDA	Nvidia	A	2.55	0.20
2016-09-01	COP	Conocophillips	D	-2.92	1.00					
2016-09-01	CSGN	Credit Suisse	D	-2.92	0.10					
2016-09-01	NKE	Nike	D	-2.85	0.20	ATVI	Activision Blizzard	A	2.67	0.20
2016-09-01	GILD	Gilead Sciences	D	-2.87	0.70	EW	Edwards Lifesciences	A	2.60	0.70
2016-09-01	WFM	Whole Foods Market	C	-1.86	0.20	WYNN	Wynn Resorts	A	2.30	0.20
2016-09-01	ALXN	Alexion Pharmaceuticals	D	-2.87	0.60	BCR	C R Bard	A	2.37	0.60
2016-09-01	FOXA	Twenty-first Century Fox	D	-2.87	0.20	DNB	Dun & Bradstreet	A	2.26	0.20
2016-09-01	UBSG	Ubs	D	-2.90	0.20	NOC	Northrop Grumman	A	2.55	0.20
2016-10-03	SU	Suncor Energy	C	-1.84	0.80	EXR	Extra Space Storage	A	2.73	0.80
2016-10-03	GLE	Societe Generale	D	-2.86	0.20	FISV	Fiserv	A	2.61	0.20
2016-10-03	7203	Toyota Motor	D	-2.89	0.30	WMB	Williams Companies	A	2.46	0.30
2016-10-03	CAG	Conagra Brands	C	-1.84	0.80	ATVI	Activision Blizzard	A	2.70	0.80
2016-10-03	HUM	Humana	D	-2.85	0.30	EW	Edwards Lifesciences	A	2.62	0.30
2016-10-03	KR	Kroger	D	-2.89	0.40	ULTA	Ultra Beauty	A	2.46	0.40
2016-10-03	CRM	Salesforce.com	C	-1.86	0.20	NVDA	Nvidia	A	2.59	0.20
2016-10-03	COP	Conocophillips	D	-2.92	0.80					
2016-10-03	WFC	Wells Fargo	D	-2.86	0.20	EFX	Equifax	A	2.76	0.20
2016-10-03	NKE	Nike	D	-2.87	0.20	STZ	Constellation Brands	A	2.34	0.20
2016-10-03	GILD	Gilead Sciences	D	-2.87	0.80	STJ	St Jude Medical Inc	A	2.27	0.80
2016-10-03	WFM	Whole Foods Market	D	-2.87	0.10	WYNN	Wynn Resorts	A	2.32	0.10
2016-10-03	NRG	Nrg Energy	D	-2.89	0.00	NI	Nisource	A	3.00	0.00
2016-10-03	ENI	Eni	C	-1.86	0.30	OKE	Oneok	A	2.45	0.30
2016-10-03	ALXN	Alexion Pharmaceuticals	D	-2.87	0.30	BDX	Becton Dickinson	A	2.26	0.30
2016-10-03	FOXA	Twenty-first Century Fox	D	-2.87	0.50	DNB	Dun & Bradstreet	A	2.26	0.50
2016-10-03	UBSG	Ubs	D	-2.90	0.20					
2016-11-01	ABT	Abbott Laboratories	D	-2.86	0.40	EW	Edwards Lifesciences	A	2.48	0.40
2016-11-01	CM-CSA	Comcast	C	-1.85	0.70	ULTA	Ultra Beauty	A	2.47	0.70
2016-11-01	D	Dominion Resources	C	-1.84	0.90	OKE	Oneok	A	2.43	0.90
2016-11-01	RRD	R.r.donnelleys&sons	D	-2.90	0.10					
2016-11-01	NEE	Nextera Energy	C	-1.84	0.10	AWK	American Water Works	A	2.25	0.10
2016-11-01	HUM	Humana	D	-2.85	0.30	STJ	St Jude Medical Inc	A	2.26	0.30
2016-11-01	K	Kellogg	C	-1.86	0.10	ATVI	Activision Blizzard	A	2.67	0.10
2016-11-01	KR	Kroger	D	-2.88	0.50	WYNN	Wynn Resorts	A	2.32	0.50
2016-11-01	CRM	Salesforce.com	D	-2.85	0.20	NVDA	Nvidia	A	2.60	0.20
2016-11-01	MCD	Mcdonald's	C	-1.86	0.60	UAL	United Continental	A	2.25	0.60
2016-11-01	ORCL	Oracle	C	-1.85	2.50	FB	Facebook	A	2.38	2.50
2016-11-01	COP	Conocophillips	D	-2.92	0.80					
2016-11-01	PGR	Progressive	C	-1.85	0.30	EFX	Equifax	A	2.70	0.30
2016-11-01	T	At&t	C	-1.86	0.70	NEM	Newmont Mining	A	2.41	0.70
2016-11-01	WFC	Wells Fargo	D	-2.85	0.20	CB	Chubb	A	2.32	0.20

Date	Ticker	Name	R	SM	W (%)	Ticker	Name	R	SM	W (%)
2016-11-01	ESRX	Express Scripts	D	-2.85	0.20	BDX	Becton Dickinson	A	2.25	0.20
2016-11-01	NKE	Nike	D	-2.88	0.20	STZ	Constellation Brands	A	2.33	0.20
2016-11-01	GILD	Gilead Sciences	D	-2.88	0.80	COO	Cooper Companies	A	2.24	0.80
2016-11-01	WFM	Whole Foods Market	D	-2.86	0.20	NFLX	Netflix	A	2.24	0.20
2016-11-01	ABX	Barrick Gold	C	-1.83	0.00	AMAT	Applied Materials	A	2.34	0.00
2016-11-01	NRG	Nrg Energy	D	-2.90	0.00	DNB	Dun & Bradstreet	A	2.23	0.80
2016-11-01	VIAB	Viacom	D	-2.87	0.80	ROST	Ross Stores	A	2.23	0.40
2016-11-01	MCK	Mckesson	D	-2.89	0.40	EXPE	Expedia	A	2.23	0.20
2016-11-01	COST	Costco Wholesale	D	-2.86	0.20	CMA	Comerica	A	2.28	0.40
2016-11-01	CCI	Crown Castle Intl Corp	C	-1.85	0.40	ALB	Albemarle	A	2.33	0.30
2016-11-01	ENI	Eni	D	-2.84	0.30	BAX	Baxter International	A	2.23	0.30
2016-11-01	ALXN	Alexion Pharmaceuticals	D	-2.86	0.30	WMB	Williams Companies	A	2.43	1.00
2016-11-01	XOM	Exxon Mobil	C	-1.85	1.00	GPN	Global Payments	A	2.35	2.90
2016-11-01	VZ	Verizon Communications	C	-1.86	2.90	TSN	Tyson Foods	A	2.32	3.00
2016-11-01	PM	Philip Morris International	C	-1.85	3.00	MRO	Marathon Oil	A	2.33	0.40
2016-11-01	NOVN	Novartis	C	-1.86	0.40	DVN	Devon Energy	A	2.34	0.20
2016-11-01	RDS.A	Royal Dutch Shell Adr	C	-1.84	0.20	NWL	Newell Brands	A	2.28	0.70
2016-11-01	MDLZ	Mondelez International	C	-1.84	0.70	SYY	Sysco	A	2.22	0.60
2016-11-01	FOXA	Twenty-first Century Fox	D	-2.86	0.60	EW	Edwards Lifesciences	A	2.42	0.40
2016-12-01	ABT	Abbott Laboratories	D	-2.86	0.40	OKE	Oneok	A	2.48	0.80
2016-12-01	D	Dominion Resources	C	-1.85	0.80					
2016-12-01	RRD	R.r.donnelleys&sons	D	-2.91	0.00	AWK	American Water Works	A	2.25	0.30
2016-12-01	DUK	Duke Energy	C	-1.86	0.30	SCG	Scana	A	2.24	0.10
2016-12-01	NEE	Nextera Energy	C	-1.86	0.10	ATVI	Activision Blizzard	A	2.56	0.30
2016-12-01	GIS	General Mills	C	-1.86	0.30	STZ	Constellation Brands	A	2.30	0.10
2016-12-01	K	Kellogg	C	-1.86	0.10	PVH	Pvh	A	2.27	1.00
2016-12-01	KO	Coca-cola	D	-2.86	1.00	ULTA	Ultra Beauty	A	2.50	0.50
2016-12-01	KR	Kroger	D	-2.87	0.50	NVDA	Nvidia	A	2.76	0.20
2016-12-01	CRM	Salesforce.com	D	-2.86	0.20	LUK	Leucadia National	A	2.26	1.90
2016-12-01	MO	Altria	C	-1.85	1.90	AMAT	Applied Materials	A	2.35	2.40
2016-12-01	ORCL	Oracle	C	-1.85	2.40	EFX	Equifax	A	2.63	0.30
2016-12-01	COP	Conocophillips	D	-2.91	0.90	LVL	Level 3 Communications	A	2.20	0.70
2016-12-01	PGR	Progressive	C	-1.84	0.30	WMB	Williams Companies	A	2.45	0.30
2016-12-01	T	At&t	C	-1.85	0.70	STJ	St Jude Medical Inc	A	2.27	0.20
2016-12-01	SWN	Southwestern Energy	C	-1.87	0.30	MAT	Mattel	A	2.26	0.20
2016-12-01	TMO	Thermo Fisher Scientific	C	-1.85	0.20	APC	Anadarko Petroleum	A	2.37	0.20
2016-12-01	NKE	Nike	D	-2.87	0.20	BDX	Becton Dickinson	A	2.24	0.80
2016-12-01	VOD	Vodafone	C	-1.87	0.20	WYNN	Wynn Resorts	A	2.32	0.20
2016-12-01	GILD	Gilead Sciences	D	-2.88	0.80	CMA	Comerica	A	2.35	0.00
2016-12-01	WFM	Whole Foods Market	D	-2.85	0.20	CNP	Centerpoint Energy	A	2.23	0.00
2016-12-01	ABX	Barrick Gold	C	-1.86	0.00	UAL	United Continental	A	2.30	0.70
2016-12-01	NRG	Nrg Energy	D	-2.90	0.00	AAL	American Airlines	A	2.30	0.40
2016-12-01	VIAB	Viacom	D	-2.86	0.70	KSS	Kohl's	A	2.27	0.20
2016-12-01	MCK	Mckesson	D	-2.88	0.40	LNC	Lincoln National	A	2.36	0.40
2016-12-01	COST	Costco Wholesale	D	-2.85	0.20	NEM	Newmont Mining	A	2.35	0.30
2016-12-01	CCI	Crown Castle Intl Corp	C	-1.87	0.40	DGX	Quest Diagnostics	A	2.24	0.30
2016-12-01	ENI	Eni	D	-2.84	0.30	DVN	Devon Energy	A	2.43	1.00
2016-12-01	ALXN	Alexion Pharmaceuticals	D	-2.87	0.30	URI	United Rentals	A	2.40	2.90
2016-12-01	XOM	Exxon Mobil	C	-1.85	1.00					
2016-12-01	VZ	Verizon Communications	C	-1.85	2.90					

Date	Ticker	Name	R	SM	W (%)	Ticker	Name	R	SM	W (%)
2016-12-01	PM	Philip Morris International	C	-1.86	2.60	TSN	Tyson Foods	A	2.25	2.60
2016-12-01	NOVN	Novartis	D	-2.86	0.30	ALB	Albemarle	A	2.34	0.30
2016-12-01	ABBV	Abbvie	C	-1.85	4.20	COO	Cooper Companies	A	2.22	4.20
2016-12-01	FOXA	Twenty-first Century Fox	D	-2.85	0.60	BBY	Best Buy	A	2.26	0.60
2016-12-01	KHC	The Kraft Heinz	C	-1.85	0.70	HOG	Harley-davidson	A	2.24	0.70
2017-01-02	ABT	Abbott Laboratories	D	-2.86	0.40	EW	Edwards Lifesciences	A	2.49	0.40
2017-01-02	AMGN	Amgen	D	-2.86	3.20	STJ	St Jude Medical Inc	A	2.27	3.20
2017-01-02	D	Dominion Resources	C	-1.84	0.80	OKE	Oneok	A	2.51	0.80
2017-01-02	DUK	Duke Energy	C	-1.85	0.30	SCG	Scana	A	2.25	0.30
2017-01-02	NEE	Nextera Energy	C	-1.85	0.10	AWK	American Water Works	A	2.25	0.10
2017-01-02	GIS	General Mills	C	-1.86	0.30	ATVI	Activision Blizzard	A	2.57	0.30
2017-01-02	JNJ	Johnson & Johnson	C	-1.85	0.10	DGX	Quest Diagnostics	A	2.25	0.10
2017-01-02	K	Kellogg	C	-1.86	0.10	STZ	Constellation Brands	A	2.31	0.10
2017-01-02	KO	Coca-cola	D	-2.85	1.00	TSN	Tyson Foods	A	2.27	1.00
2017-01-02	KR	Kroger	D	-2.87	1.50	ULTA	Ulta Beauty	A	2.50	1.50
2017-01-02	CRM	Salesforce.com	D	-2.86	0.20	NVDA	Nvidia	A	2.92	0.20
2017-01-02	MDT	Medtronic	C	-1.87	1.00	COO	Cooper Companies	A	2.24	1.00
2017-01-02	ORCL	Oracle	C	-1.85	2.30	MU	Micron Technology	A	2.38	2.30
2017-01-02	SWN	Southwestern Energy	C	-1.88	0.10	WMB	Williams Companies	A	2.47	0.10
2017-01-02	TMO	Thermo Fisher Scientific	C	-1.85	0.20	ZTS	Zoetis	A	2.22	0.20
2017-01-02	FFH	Fairfax Financial	D	-2.86	0.20	DVN	Devon Energy	A	2.41	0.20
2017-01-02	ESRX	Express Scripts	D	-2.85	0.20	BSX	Boston Scientific	A	2.22	0.20
2017-01-02	NKE	Nike	D	-2.87	0.30	LUK	Leucadia National	A	2.27	0.30
2017-01-02	VOD	Vodafone	D	-2.86	0.20	URI	United Rentals	A	2.41	0.20
2017-01-02	GILD	Gilead Sciences	D	-2.88	0.60	BAX	Baxter International	A	2.22	0.60
2017-01-02	PRGO	Perrigo	D	-2.93	0.30					
2017-01-02	ABX	Barrick Gold	C	-1.85	0.00	APC	Anadarko Petroleum	A	2.38	0.00
2017-01-02	VIAB	Viacom	D	-2.87	0.70	UAL	United Continental	A	2.32	0.70
2017-01-02	ILMN	Illumina	D	-2.89	0.20	AET	Aetna	A	2.22	0.20
2017-01-02	MCK	Mckesson	D	-2.88	0.50	AAL	American Airlines	A	2.31	0.50
2017-01-02	CCI	Crown Castle Intl Corp	C	-1.86	0.40	CMA	Comerica	A	2.37	0.40
2017-01-02	IMB	Imperial Brands	C	-1.86	0.40	AMAT	Applied Materials	A	2.37	0.40
2017-01-02	PM	Philip Morris International	C	-1.85	2.70	ADM	Archer Daniels Midland	A	2.25	2.70
2017-01-02	NOVN	Novartis	D	-2.85	0.40	NEM	Newmont Mining	A	2.37	0.40
2017-01-02	ABBV	Abbvie	C	-1.85	4.70	ISRG	Intuitive Surgical	A	2.21	4.70
2017-01-02	KHC	The Kraft Heinz	C	-1.84	0.80	TAP	Molson Coors Brewing	A	2.25	0.80
2017-01-02	NLSN	Nielsen	C	-1.87	0.40	ALK	Alaska Air	A	2.27	0.40
2017-01-02	ABI	Anheuser-busch Inbev	D	-2.86	0.10	ZION	Zions Bancorp	A	2.36	0.10
2017-02-01	AMGN	Amgen	D	-2.85	3.40	EW	Edwards Lifesciences	A	2.51	3.40
2017-02-01	CTL	Centurylink	D	-2.87	0.10	LVL	Level 3 Communications	A	2.22	0.10
2017-02-01	DUK	Duke Energy	C	-1.85	0.20	OKE	Oneok	A	2.48	0.20
2017-02-01	NEE	Nextera Energy	C	-1.84	0.10	CNP	Centerpoint Energy	A	2.26	0.10
2017-02-01	GIS	General Mills International	C	-1.86	0.30	ATVI	Activision Blizzard	A	2.64	0.30
2017-02-01	IFF	Flavors & Fragrances	C	-1.86	0.40	NEM	Newmont Mining	A	2.38	0.40
2017-02-01	JNJ	Johnson & Johnson	C	-1.85	0.10	IDXX	Idexx Laboratories	A	2.30	0.10
2017-02-01	K	Kellogg	D	-2.86	0.10	STZ	Constellation Brands	A	2.30	0.10
2017-02-01	KO	Coca-cola	D	-2.85	1.00	LUK	Leucadia National	A	2.28	1.00
2017-02-01	KR	Kroger	D	-2.87	1.40	ULTA	Ulta Beauty	A	2.53	1.40
2017-02-01	MDT	Medtronic	D	-2.86	1.10	COO	Cooper Companies	A	2.26	1.10
2017-02-01	SWN	Southwestern Energy	C	-1.90	0.10	WMB	Williams Companies	A	2.42	0.10

Date	Ticker	Name	R	SM	W (%)	Ticker	Name	R	SM	W (%)
2017-02-01	TMO	Thermo Fisher Scientific	C	-1.84	0.20	DGX	Quest Diagnostics	A	2.25	0.20
2017-02-01	FFH	Fairfax Financial	D	-2.87	0.20	NVDA	Nvidia	A	2.98	0.20
2017-02-01	ESRX	Express Scripts	D	-2.85	0.20	BSX	Boston Scientific	A	2.25	0.20
2017-02-01	NKE	Nike	D	-2.87	0.30	CPB	Campbell Soup	A	2.25	0.30
2017-02-01	VOD	Vodafone	D	-2.87	0.10	URI	United Rentals	A	2.50	0.10
2017-02-01	GILD	Gilead Sciences	D	-2.88	0.60	BAX	Baxter International	A	2.24	0.60
2017-02-01	PRGO	Perrigo	D	-2.94	0.20	MU	Micron Technology	A	2.43	0.00
2017-02-01	ABX	Barrick Gold	C	-1.84	0.00	ISRG	Intuitive Surgical	A	2.23	0.30
2017-02-01	ILMN	Illumina	D	-2.86	0.30	UAL	United Continental	A	2.32	0.50
2017-02-01	MCK	Mckesson	D	-2.88	0.50	LNC	Lincoln National	A	2.37	0.40
2017-02-01	CCI	Crown Castle Intl Corp	C	-1.86	0.40	DVN	Devon Energy	A	2.41	0.40
2017-02-01	IMB	Imperial Brands	D	-2.85	0.40	BWA	Borgwarner	A	2.25	2.70
2017-02-01	PM	Philip Morris International	D	-2.85	2.70	AMAT	Applied Materials	A	2.41	0.40
2017-02-01	NOVN	Novartis	D	-2.85	0.40	TAP	Molson Coors Brewing	A	2.25	0.40
2017-02-01	MJN	Mead Johnson Nutrition	D	-2.88	0.40	ZTS	Zoetis	A	2.23	4.50
2017-02-01	ABBV	Abbvie	C	-1.85	4.50	ADM	Archer Daniels Midland	A	2.24	0.80
2017-02-01	KHC	The Kraft Heinz	C	-1.84	0.80	AAL	American Airlines	A	2.29	0.40
2017-02-01	NLSN	Nielsen	D	-2.87	0.40	STX	Seagate Technology	A	2.40	0.10
2017-02-01	ABI	Anheuser-busch Inbev	D	-2.86	0.10	WMB	Williams Companies	A	2.43	0.20
2017-03-01	APA	Apache	C	-1.87	0.20	LVL	Level 3 Communications	A	2.21	0.10
2017-03-01	CTL	Centurylink	D	-2.88	0.10	ATVI	Activision Blizzard	A	2.74	0.30
2017-03-01	GIS	General Mills	C	-1.86	0.30	DVN	Devon Energy	A	2.40	0.10
2017-03-01	CHK	Chesapeake Energy International	C	-1.88	0.10	ALB	Albemarle	A	2.41	0.40
2017-03-01	IFF	Flavors & Fragrances	C	-1.85	0.40	STZ	Constellation Brands	A	2.32	0.10
2017-03-01	K	Kellogg	D	-2.86	0.10	LUK	Leucadia National	A	2.31	0.90
2017-03-01	KO	Coca-cola	D	-2.85	0.90	ULTA	Ulta Beauty	A	2.54	1.30
2017-03-01	KR	Kroger	D	-2.87	1.30	APC	Anadarko Petroleum	A	2.36	0.80
2017-03-01	NBL	Noble Energy	C	-1.85	0.80	BHI	Baker Hughes	A	2.27	0.10
2017-03-01	SWN	Southwestern Energy	C	-1.92	0.10	NVDA	Nvidia	A	2.89	0.20
2017-03-01	FFH	Fairfax Financial	D	-2.87	0.20	IDXX	Idexx Laboratories	A	2.36	0.20
2017-03-01	ESRX	Express Scripts	D	-2.83	0.20	BWA	Borgwarner	A	2.26	0.30
2017-03-01	NKE	Nike	D	-2.86	0.30	URI	United Rentals	A	2.51	0.10
2017-03-01	VOD	Vodafone	D	-2.86	0.10	INCY	Incyte	A	2.35	0.50
2017-03-01	GILD	Gilead Sciences	D	-2.89	0.50	UAL	United Continental	A	2.33	0.50
2017-03-01	PRGO	Perrigo	D	-2.94	0.20	PXD	Pioneer Natural Resources	A	2.26	0.10
2017-03-01	MCK	Mckesson	D	-2.87	0.50	OKE	Oneok	A	2.49	0.40
2017-03-01	RRC	Range Resources	D	-2.90	0.10	AAL	American Airlines	A	2.31	1.10
2017-03-01	IMB	Imperial Brands	D	-2.85	0.40	TAP	Molson Coors Brewing	A	2.25	0.50
2017-03-01	LVS	Las Vegas Sands	C	-1.85	1.10	ALK	Alaska Air	A	2.30	0.40
2017-03-01	MJN	Mead Johnson Nutrition	D	-2.84	0.50	WMB	Williams Companies	A	2.45	0.20
2017-03-01	NLSN	Nielsen	D	-2.86	0.40	NVDA	Nvidia	A	2.94	0.30
2017-04-03	APA	Apache	C	-1.87	0.20	LVL	Level 3 Communications	A	2.21	0.30
2017-04-03	7203	Toyota Motor	C	-1.86	0.30	URI	United Rentals	A	2.48	1.20
2017-04-03	CTL	Centurylink	D	-2.88	0.30	BHI	Baker Hughes	A	2.26	0.20
2017-04-03	GE	General Electric	D	-2.85	1.20	ULTA	Ulta Beauty	A	2.55	1.00
2017-04-03	CHK	Chesapeake Energy	C	-1.88	0.20	PXD	Pioneer Natural Resources	A	2.25	0.80
2017-04-03	KR	Kroger	D	-2.89	1.00	MPC	Marathon Petroleum	A	2.23	0.30
2017-04-03	NBL	Noble Energy	C	-1.86	0.80					
2017-04-03	SLB	Schlumberger	C	-1.85	0.30					
2017-04-03	SWN	Southwestern Energy	D	-2.91	0.10					

Date	Ticker	Name	R	SM	W (%)	Ticker	Name	R	SM	W (%)
2017-04-03	TYC	Tyco International	C	-1.85	0.20	MTD	Mettler Toledo International	A	2.36	0.20
2017-04-03	FFH	Fairfax Financial	D	-2.87	0.20	ATVI	Activision Blizzard	A	2.78	0.20
2017-04-03	ESRX	Express Scripts	D	-2.85	0.20	IDXX	Idexx Laboratories	A	2.38	0.20
2017-04-03	PX	Praxair	C	-1.84	0.60	ALB	Albemarle	A	2.42	0.60
2017-04-03	GILD	Gilead Sciences	D	-2.89	0.50	INCY	Incyte	A	2.37	0.50
2017-04-03	PRGO	Perrigo	D	-2.95	0.30					
2017-04-03	MCK	Mckesson	D	-2.88	0.40	UAL	United Continental	A	2.32	0.40
2017-04-03	RRC	Range Resources	D	-2.90	0.10	VLO	Valero Energy	A	2.23	0.10
2017-04-03	XOM	Exxon Mobil	D	-2.85	0.60	RIG	Transocean	A	2.22	0.60
2017-04-03	VZ	Verizon Communications	D	-2.85	2.50	AMD	Advanced Micro Devices	A	3.00	2.50
2017-04-03	LVS	Las Vegas Sands	C	-1.85	1.60	AAL	American Airlines	A	2.28	1.60
2017-04-03	NLSN	Nielsen	D	-2.87	0.40	BBY	Best Buy	A	2.28	0.40
2017-05-01	AIG	American International	C	-1.85	1.70	CMA	Comerica	A	2.38	1.70
2017-05-01	APA	Apache	D	-2.88	0.20	WMB	Williams Companies	A	2.46	0.20
2017-05-01	7203	Toyota Motor	C	-1.86	0.30	NVDA	Nvidia	A	2.92	0.30
2017-05-01	CTL	Centurylink	D	-2.87	0.30	LVL	Level 3 Communications	A	2.22	0.30
2017-05-01	VALE3	Vale	C	-1.87	0.50	MU	Micron Technology	A	2.49	0.50
2017-05-01	GE	General Electric	D	-2.85	1.20	URI	United Rentals	A	2.42	1.20
2017-05-01	CHK	Chesapeake Energy	C	-1.89	0.10	BHI	Baker Hughes	A	2.26	0.10
2017-05-01	AGU	Agrium	C	-1.85	0.20	AMAT	Applied Materials	A	2.48	0.20
2017-05-01	K	Kellogg	D	-2.84	0.50	ATVI	Activision Blizzard	A	2.83	0.50
2017-05-01	KR	Kroger	D	-2.89	0.90	ULTA	Ulta Beauty	A	2.55	0.90
2017-05-01	VALE	Vale Adr	C	-1.87	0.00	ALB	Albemarle	A	2.44	0.00
2017-05-01	NBL	Noble Energy	D	-2.87	0.70	MPC	Marathon Petroleum	A	2.24	0.70
2017-05-01	COP	Conocophillips	C	-1.85	0.70	PXD	Pioneer Natural Resources	A	2.23	0.70
2017-05-01	SLB	Schlumberger	C	-1.86	0.30	VLO	Valero Energy	A	2.23	0.30
2017-05-01	SWN	Southwestern Energy	D	-2.92	0.10					
2017-05-01	TYC	Tyco International	C	-1.85	0.20	MTD	Mettler Toledo International	A	2.38	0.20
2017-05-01	FFH	Fairfax Financial	D	-2.87	0.20	OKE	Oneok	A	2.47	0.20
2017-05-01	ESRX	Express Scripts	D	-2.86	0.20	IDXX	Idexx Laboratories	A	2.41	0.20
2017-05-01	VOD	Vodafone	D	-2.84	0.20	FB	Facebook	A	2.45	0.20
2017-05-01	GILD	Gilead Sciences	D	-2.89	0.50	INCY	Incyte	A	2.33	0.50
2017-05-01	PRGO	Perrigo	D	-2.94	0.30					
2017-05-01	MCK	Mckesson	D	-2.88	0.40	UAL	United Continental	A	2.31	0.40
2017-05-01	RRC	Range Resources	D	-2.90	0.10					
2017-05-01	XOM	Exxon Mobil	D	-2.85	0.60	MRO	Marathon Oil	A	2.19	0.60
2017-05-01	VZ	Verizon Communications	D	-2.86	2.30	AMD	Advanced Micro Devices	A	3.00	2.30
2017-05-01	GM	General Motors	C	-1.85	0.50	STZ	Constellation Brands	A	2.35	0.50
2017-05-01	RDSB	Royal Dutch Shell	C	-1.86	0.30	LRCX	Lam Research	A	2.40	0.30
2017-05-01	KMI	Kinder Morgan	C	-1.85	0.20	TSO	Tesoro	A	2.19	0.20
2017-05-01	NLSN	Nielsen	D	-2.88	0.40	BBY	Best Buy	A	2.29	0.40
2017-06-01	AIG	American International	C	-1.84	1.70	CB	Chubb	A	2.37	1.70
2017-06-01	APA	Apache	D	-2.88	0.20	WMB	Williams Companies	A	2.43	0.20
2017-06-01	7203	Toyota Motor	C	-1.86	0.30	FMC	Fmc	A	2.39	0.30
2017-06-01	AVP	Avon Products	D	-2.92	0.10					
2017-06-01	COF	Capital One Financial	C	-1.86	0.20	CMA	Comerica	A	2.37	0.20
2017-06-01	CTL	Centurylink	D	-2.87	0.30	LVL	Level 3 Communications	A	2.23	0.30
2017-06-01	VALE3	Vale	C	-1.88	0.50	STX	Seagate Technology	A	2.38	0.50
2017-06-01	GE	General Electric	D	-2.86	1.10	MTD	Mettler Toledo International	A	2.44	1.10
2017-06-01	HAL	Halliburton	C	-1.87	0.90	MPC	Marathon Petroleum	A	2.25	0.90
2017-06-01	CHK	Chesapeake Energy	C	-1.89	0.10	BHI	Baker Hughes	A	2.24	0.10
2017-06-01	AGU	Agrium	C	-1.86	0.20	KLAC	Kla-tencor	A	2.38	0.20
2017-06-01	IBM	IBM	C	-1.86	0.20	NVDA	Nvidia	A	3.00	0.20



Date	Ticker	Name	R	SM	W (%)	Ticker	Name	R	SM	W (%)
2017-06-01	K	Kellogg	D	-2.84	0.50	ATVI	Activision Blizzard	A	2.94	0.50
2017-06-01	KR	Kroger	D	-2.88	1.00	ULTA	Ulta Beauty	A	2.60	1.00
2017-06-01	VALE	Vale Adr	C	-1.88	0.00	ALB	Albemarle	A	2.45	0.00
2017-06-01	NBL	Noble Energy	D	-2.88	0.70	COG	Cabot Oil & Gas	A	2.17	0.70
2017-06-01	COP	Conocophillips	C	-1.86	0.70	AMD	Advanced Micro Devices	A	3.00	0.70
2017-06-01	T	At&t	C	-1.85	0.70	MU	Micron Technology	A	2.54	0.70
2017-06-01	SLB	Schlumberger	D	-2.87	0.30	AMAT	Applied Materials	A	2.53	0.30
2017-06-01	SWN	Southwestern Energy	D	-2.93	0.10					
2017-06-01	TYC	Tyco International	C	-1.85	0.20	URI	United Rentals	A	2.42	0.20
2017-06-01	WFC	Wells Fargo	C	-1.85	1.00	LNC	Lincoln National	A	2.36	1.00
2017-06-01	FFH	Fairfax Financial	D	-2.87	0.20	WDC	Western Digital	A	2.36	0.20
2017-06-01	EOG	Eog Resources	C	-1.86	0.70	FB	Facebook	A	2.45	0.70
2017-06-01	ESRX	Express Scripts	D	-2.86	0.20	IDXX	Idexx Laboratories	A	2.42	0.20
2017-06-01	NKE	Nike	C	-1.85	0.30	STZ	Constellation Brands	A	2.38	0.30
2017-06-01	ENB	Enbridge	C	-1.85	0.10	AVGO	Broadcom	A	2.36	0.10
2017-06-01	GILD	Gilead Sciences	D	-2.89	0.40	INCY	Incyte	A	2.34	0.40
2017-06-01	PRGO	Perrigo	D	-2.94	0.30					
2017-06-01	RIO	Rio Tinto	C	-1.86	0.10	MCHP	Microchip Technology	A	2.35	0.10
2017-06-01	RRC	Range Resources	D	-2.92	0.10					
2017-06-01	XOM	Exxon Mobil	D	-2.85	0.60	LRCX	Lam Research	A	2.42	0.60
2017-06-01	VZ	Verizon Communications	D	-2.86	2.30	ADSK	Autodesk	A	2.39	2.30
2017-06-01	EXC	Exelon	C	-1.84	0.60	OKE	Oneok	A	2.44	0.60
2017-06-01	GM	General Motors	C	-1.85	0.50	EA	Electronic Arts	A	2.31	0.50
2017-06-01	RDSB	Royal Dutch Shell	C	-1.85	0.30	HPQ	Hp	A	2.35	0.30
2017-06-01	KMI	Kinder Morgan	C	-1.86	0.20	ADBE	Adobe Systems	A	2.39	0.20
2017-06-01	NLSN	Nielsen	D	-2.88	0.40	UAL	United Continental	A	2.36	0.40
2017-07-03	WU	The Western Union	D	-2.86	0.90	CMA	Comerica	A	2.40	0.90
2017-07-03	BLT	Bhp Billiton	C	-1.86	0.20	LNC	Lincoln National	A	2.37	0.20
2017-07-03	APA	Apache	D	-2.88	0.20	WMB	Williams Companies	A	2.46	0.20
2017-07-03	7203	Toyota Motor	C	-1.86	0.30	FMC	Fmc	A	2.37	0.30
2017-07-03	AVP	Avon Products	D	-2.91	0.10					
2017-07-03	WPP	WPP	D	-2.86	0.10	BAC	Bank Of America	A	2.37	0.10
2017-07-03	COF	Capital One Financial	C	-1.86	0.20	CB	Chubb	A	2.38	0.20
2017-07-03	VALE3	Vale	C	-1.86	0.60	WRK	Westrock	A	2.36	0.60
2017-07-03	GE	General Electric	D	-2.86	1.20	MTD	Mettler Toledo International	A	2.44	1.20
2017-07-03	HAL	Halliburton	C	-1.87	0.50	MPC	Marathon Petroleum	A	2.25	0.50
2017-07-03	CHK	Chesapeake Energy	D	-2.89	0.10	TSO	Tesoro	A	2.19	0.10
2017-07-03	AGU	Agrium	C	-1.87	0.20	AVY	Avery Dennison	A	2.35	0.20
2017-07-03	IBM	IBM	D	-2.86	0.20	NVDA	Nvidia	A	3.00	0.20
2017-07-03	K	Kellogg	D	-2.85	0.70	ATVI	Activision Blizzard	A	2.89	0.70
2017-07-03	KR	Kroger	D	-2.91	0.60					
2017-07-03	VALE	Vale Adr	C	-1.87	0.00	ALB	Albemarle	A	2.42	0.00
2017-07-03	NBL	Noble Energy	D	-2.88	0.50	COG	Cabot Oil & Gas	A	2.19	0.50
2017-07-03	COP	Conocophillips	C	-1.86	0.40	PSX	Phillips 66	A	2.18	0.40
2017-07-03	OMC	Omnicom	D	-2.84	0.20	ULTA	Ulta Beauty	A	2.55	0.20
2017-07-03	T	At&t	D	-2.85	0.60	LVLT	Level 3 Communications	A	2.22	0.60
2017-07-03	SLB	Schlumberger	D	-2.87	0.50	AMD	Advanced Micro Devices	A	3.00	0.50
2017-07-03	CHRW	C.h.robinson Worldwide	D	-2.86	0.10	URI	United Rentals	A	2.44	0.10
2017-07-03	SWN	Southwestern Energy	D	-2.93	0.10					
2017-07-03	WFC	Wells Fargo	C	-1.84	1.40	ZION	Zions Bancorp	A	2.37	1.40
2017-07-03	BMO	Bank Of Montreal	C	-1.85	0.20	AVGO	Broadcom	A	2.35	0.20
2017-07-03	FFH	Fairfax Financial	D	-2.88	0.10	MAS	Masco	A	2.35	0.10
2017-07-03	EOG	Eog Resources	C	-1.86	1.10	MU	Micron Technology	A	2.51	1.10
2017-07-03	BARC	Barclays	C	-1.86	0.30	MS	Morgan Stanley	A	2.35	0.30
2017-07-03	BT.A	Bt	D	-2.90	0.10					
2017-07-03	ESRX	Express Scripts	D	-2.85	0.20	ALGN	Align Technology	A	2.42	0.20
2017-07-03	FP	Total	C	-1.85	0.60	ADSK	Autodesk	A	2.35	0.60
2017-07-03	ENB	Enbridge	C	-1.85	0.10	STX	Seagate Technology	A	2.34	0.10

Date	Ticker	Name	R	SM	W (%)	Ticker	Name	R	SM	W (%)
2017-07-03	GILD	Gilead Sciences	D	-2.88	0.40	IDXX	Idexx Laboratories	A	2.39	0.40
2017-07-03	VIAB	Viacom	D	-2.88	0.60	BBY	Best Buy	A	2.34	0.60
2017-07-03	RIO	Rio Tinto	C	-1.85	0.20	WDC	Western Digital	A	2.34	0.20
2017-07-03	RRC	Range Resources	D	-2.92	0.10					
2017-07-03	XOM	Exxon Mobil	D	-2.85	0.70	AMAT	Applied Materials	A	2.48	0.70
2017-07-03	VZ	Verizon Communications	D	-2.86	3.00	OKE	Oneok	A	2.46	3.00
2017-07-03	CVX	Chevron	C	-1.85	0.60	FB	Facebook	A	2.44	0.60
2017-07-03	GM	General Motors	C	-1.85	0.50	STZ	Constellation Brands	A	2.39	0.50
2017-07-03	RDSB	Royal Dutch Shell	C	-1.85	0.30	RF	Regions Financial	A	2.33	0.30
2017-07-03	RDSA	Royal Dutch Shell	C	-1.85	0.10	ALLE	Allegion	A	2.33	0.10
2017-07-03	PAGP	Plains Gp	D	-2.88	0.20	ADBE	Adobe Systems	A	2.38	0.20
2017-07-03	KMI	Kinder Morgan	D	-2.86	0.10	LRCX	Lam Research	A	2.38	0.10
2017-07-03	NLSN	Nielsen	D	-2.88	0.40	AAL	American Airlines	A	2.33	0.40
2017-08-01	WU	The Western Union	D	-2.85	0.90	LNC	Lincoln National	A	2.40	0.90
2017-08-01	APA	Apache	D	-2.88	0.20	WMB	Williams Companies	A	2.47	0.20
2017-08-01	AVP	Avon Products	D	-2.91	0.10					
2017-08-01	WPP	WPP	D	-2.87	0.10	OKE	Oneok	A	2.50	0.10
2017-08-01	CVS	Cvs Health	D	-2.84	0.20	ULTA	Ulta Beauty	A	2.50	0.20
2017-08-01	GE	General Electric	D	-2.87	1.10	URI	United Rentals	A	2.45	1.10
2017-08-01	HAL	Halliburton	C	-1.88	0.40	MPC	Marathon Petroleum	A	2.27	0.40
2017-08-01	CHK	Chesapeake Energy	D	-2.90	0.10					
2017-08-01	AGU	Agrium	C	-1.86	0.20	FB	Facebook	A	2.50	0.20
2017-08-01	IBM	IBM	D	-2.87	0.20	NVDA	Nvidia	A	3.00	0.20
2017-08-01	K	Kellogg	D	-2.85	0.70	ATVI	Activision Blizzard	A	2.98	0.70
2017-08-01	KR	Kroger	D	-2.90	0.60					
2017-08-01	NBL	Noble Energy	D	-2.89	0.50	TSO	Tesoro	A	2.20	0.50
2017-08-01	COP	Conocophillips	C	-1.86	0.40	PSX	Phillips 66	A	2.19	0.40
2017-08-01	OMC	Omnicom	D	-2.85	0.20	BBY	Best Buy	A	2.34	0.20
2017-08-01	T	At&t	D	-2.85	0.60	LVLT	Level 3 Communications	A	2.22	0.60
2017-08-01	SLB	Schlumberger	D	-2.87	0.50	COG	Cabot Oil & Gas	A	2.19	0.50
2017-08-01	CHRW	C.h.robinson Worldwide	D	-2.87	0.10	MTD	Mettler Toledo International	A	2.43	0.10
2017-08-01	SWN	Southwestern Energy	D	-2.94	0.10					
2017-08-01	TJX	Tjx Companies	D	-2.86	0.20	AAL	American Airlines	A	2.34	0.20
2017-08-01	WFC	Wells Fargo	C	-1.85	1.40	CMA	Comerica	A	2.39	1.40
2017-08-01	BMO	Bank Of Montreal	D	-1.85	0.20	MU	Micron Technology	A	2.49	0.20
2017-08-01	FFH	Fairfax Financial	D	-2.87	0.10	ALB	Albemarle	A	2.47	0.10
2017-08-01	EOG	Eog Resources	C	-1.85	1.10	VLO	Valero Energy	A	2.19	1.10
2017-08-01	BARC	Barclays	C	-1.86	0.30	LRCX	Lam Research	A	2.42	0.30
2017-08-01	BT.A	Bt	D	-2.89	0.10	NRG	Nrg Energy	A	2.41	0.10
2017-08-01	ESRX	Express Scripts	D	-2.86	0.20	ALGN	Align Technology	A	2.48	0.20
2017-08-01	FP	Total	C	-1.85	0.60	PKG	Packaging Corp Of America	A	2.41	0.60
2017-08-01	ENB	Enbridge	D	-2.85	0.10	ADBE	Adobe Systems	A	2.40	0.10
2017-08-01	ABX	Barrick Gold	D	-2.87	0.00	STZ	Constellation Brands	A	2.40	0.00
2017-08-01	VIAB	Viacom	D	-2.87	0.60	UAL	United Continental	A	2.30	0.60
2017-08-01	COST	Costco Wholesale	C	-1.85	0.20	MGM	Mgm Resorts International	A	2.30	0.20
2017-08-01	ENI	Eni	C	-1.86	0.20	FMC	Fmc	A	2.39	0.20
2017-08-01	RRC	Range Resources	D	-2.93	0.10					
2017-08-01	XOM	Exxon Mobil	D	-2.86	0.70	EQT	Eqst	B	1.21	0.70
2017-08-01	IMB	Imperial Brands	D	-2.86	0.60	ADSK	Autodesk	A	2.39	0.60
2017-08-01	RDSB	Royal Dutch Shell	C	-1.85	0.30	IDXX	Idexx Laboratories	A	2.38	0.30
2017-08-01	RDSA	Royal Dutch Shell	C	-1.85	0.10	CB	Chubb	A	2.38	0.10
2017-08-01	PAGP	Plains Gp	D	-2.88	0.30	AMD	Advanced Micro Devices	A	3.00	0.30
2017-08-01	CNQ	Canadian Natural Resources	D	-2.86	0.70	AVGO	Broadcom	A	2.38	0.70
2017-08-01	KMI	Kinder Morgan	D	-2.85	0.20	AMAT	Applied Materials	A	2.51	0.20
2017-09-01	WU	The Western Union	D	-2.86	0.90	LNC	Lincoln National	A	2.37	0.90
2017-09-01	APA	Apache	D	-2.90	0.10					
2017-09-01	AVP	Avon Products	D	-2.94	0.10					
2017-09-01	CAG	Conagra Brands	D	-2.87	0.20	ATVI	Activision Blizzard	A	3.00	0.20
2017-09-01	WPP	WPP	D	-2.88	0.10	FB	Facebook	A	2.51	0.10

Date	Ticker	Name	R	SM	W (%)	Ticker	Name	R	SM	W (%)
2017-09-01	BATS	British American Tobacco	C	-1.86	0.50	OKE	Oneok	A	2.48	0.50
2017-09-01	CTL	Centurylink	D	-2.88	0.20	LVL	Level 3 Communications	A	2.20	0.20
2017-09-01	CVS	Cvs Health	D	-2.84	0.20	ULTA	Ultra Beauty	A	2.43	0.20
2017-09-01	GE	General Electric	D	-2.87	1.10	URI	United Rentals	A	2.46	1.10
2017-09-01	HAL	Halliburton	D	-2.89	0.40	WMB	Williams Companies	A	2.45	0.40
2017-09-01	HAS	Hasbro	C	-1.86	0.30	STZ	Constellation Brands	A	2.41	0.30
2017-09-01	CHK	Chesapeake Energy	D	-2.92	0.10					
2017-09-01	AGU	Agrium	C	-1.86	0.20	ALB	Albemarle	A	2.47	0.20
2017-09-01	IBM	IBM	D	-2.87	0.20	NVDA	Nvidia	A	3.00	0.20
2017-09-01	K	Kellogg	D	-2.85	0.70	EA	Electronic Arts	A	2.32	0.70
2017-09-01	KR	Kroger	D	-2.91	0.60					
2017-09-01	MO	Altria	C	-1.86	1.70	BWA	Borgwarner	A	2.28	1.70
2017-09-01	NBL	Noble Energy	D	-2.90	0.40					
2017-09-01	COP	Conocophillips	C	-1.86	0.40	MPC	Marathon Petroleum	A	2.25	0.40
2017-09-01	OMC	Omnicom	D	-2.86	0.20	RCL	Royal Caribbean Cruises	A	2.32	0.20
2017-09-01	T	At&t	D	-2.85	0.60	MU	Micron Technology	A	2.57	0.60
2017-09-01	SLB	Schlumberger	D	-2.88	0.40	EQT	Eqt	A	2.21	0.40
2017-09-01	CHRW	C.h.robinson Worldwide	D	-2.86	0.10	MTD	Mettler Toledo International	A	2.45	0.10
2017-09-01	SWN	Southwestern Energy	D	-2.94	0.10					
2017-09-01	TJX	Tjx Companies	D	-2.85	0.20	BBY	Best Buy	A	2.31	0.20
2017-09-01	WFC	Wells Fargo	C	-1.86	1.30	CMA	Comerica	A	2.37	1.30
2017-09-01	BMO	Bank Of Montreal	C	-1.86	0.20	LRCX	Lam Research	A	2.45	0.20
2017-09-01	EOG	Eog Resources	D	-2.87	1.00	TSO	Tesoro	A	2.21	1.00
2017-09-01	BARC	Barclays	C	-1.87	0.20	FMC	Fmc	A	2.44	0.20
2017-09-01	BP.	Bp	D	-2.86	0.20	ADBE	Adobe Systems	A	2.42	0.20
2017-09-01	INTC	Intel	D	-2.84	1.80	AMD	Advanced Micro Devices	A	3.00	1.80
2017-09-01	ESRX	Express Scripts	D	-2.86	0.20	ALGN	Align Technology	A	2.50	0.20
2017-09-01	FP	Total	C	-1.85	0.60	PKG	Packaging Corp Of America	A	2.42	0.60
2017-09-01	ENB	Enbridge	D	-2.86	0.10	NRG	Nrg Energy	A	2.42	0.10
2017-09-01	AIR	Airbus	C	-1.84	0.20	ADSK	Autodesk	A	2.40	0.20
2017-09-01	ABX	Barrick Gold	D	-2.86	0.00	AVGO	Broadcom	A	2.39	0.00
2017-09-01	VIAB	Viacom	D	-2.90	0.50	MGM	Mgm Resorts International	A	2.31	0.50
2017-09-01	COST	Costco Wholesale	C	-1.86	0.20	CHTR	Charter Communications	A	2.30	0.20
2017-09-01	ENI	Eni	C	-1.86	0.20	IDXX	Idexx Laboratories	A	2.38	0.20
2017-09-01	RRC	Range Resources	D	-2.94	0.10					
2017-09-01	XOM	Exxon Mobil	D	-2.86	0.70	COG	Cabot Oil & Gas	A	2.20	0.70
2017-09-01	IMB	Imperial Brands	D	-2.86	0.60	AVY	Avery Dennison	A	2.38	0.60
2017-09-01	RDSB	Royal Dutch Shell	C	-1.85	0.30	VRTX	Vertex Pharmaceuticals	A	2.38	0.30
2017-09-01	RDSA	Royal Dutch Shell	C	-1.85	0.10	ZION	Zions Bancorp	A	2.37	0.10
2017-09-01	CXO	Concho Resources	D	-2.87	0.50	VLO	Valero Energy	A	2.19	0.50
2017-09-01	PAGP	Plains Gp	D	-2.90	0.20	PSX	Phillips 66	A	2.19	0.20
2017-09-01	CNQ	Canadian Natural Resources	D	-2.86	0.70	MCHP	Microchip Technology	A	2.37	0.70
2017-09-01	KMI	Kinder Morgan	D	-2.86	0.10	AMAT	Applied Materials	A	2.52	0.10
2017-09-01	FOXA	Twenty-first Century Fox	C	-1.86	1.00	AAL	American Airlines	A	2.30	1.00
2017-09-01	KHC	The Kraft Heinz	D	-2.86	0.70	PHM	Pultegroup	A	2.28	0.70
2017-10-02	WU	The Western Union	D	-2.86	0.90	CMA	Comerica	A	2.41	0.90
2017-10-02	APA	Apache	D	-2.89	0.20	WMB	Williams Companies	A	2.45	0.20
2017-10-02	AVP	Avon Products	D	-2.94	0.10					
2017-10-02	CAG	Conagra Brands	D	-2.87	0.20	ATVI	Activision Blizzard	A	3.00	0.20
2017-10-02	WPP	WPP	D	-2.88	0.10	MU	Micron Technology	A	2.70	0.10
2017-10-02	BATS	British American Tobacco	C	-1.86	0.60	AMAT	Applied Materials	A	2.60	0.60
2017-10-02	CTL	Centurylink	D	-2.88	0.30	AMD	Advanced Micro Devices	A	3.00	0.30
2017-10-02	GE	General Electric	D	-2.87	1.40	URI	United Rentals	A	2.54	1.40
2017-10-02	HAS	Hasbro	C	-1.86	0.20	STZ	Constellation Brands	A	2.40	0.20

Date	Ticker	Name	R	SM	W (%)	Ticker	Name	R	SM	W (%)
2017-10-02	HOG	Harley-davidson	D	-2.87	0.30	EA	Electronic Arts	A	2.32	0.30
2017-10-02	CHK	Chesapeake Energy	D	-2.91	0.10					
2017-10-02	AGU	Agrium	C	-1.85	0.10	ALB	Albemarle	A	2.54	0.10
2017-10-02	IBM	IBM	D	-2.87	0.20	NVDA	Nvidia	A	3.00	0.20
2017-10-02	K	Kellogg	D	-2.86	0.70	BWA	Borgwarner	A	2.31	0.70
2017-10-02	KR	Kroger	D	-2.92	0.50					
2017-10-02	MO	Altria	C	-1.87	1.30	PHM	Pultegroup	A	2.30	1.30
2017-10-02	NBL	Noble Energy	D	-2.89	0.50	MPC	Marathon Petroleum	A	2.26	0.50
2017-10-02	OMC	Omnicom	D	-2.86	0.20	BBY	Best Buy	A	2.33	0.20
2017-10-02	SLB	Schlumberger	D	-2.87	0.60	EQT	Eqst	A	2.21	0.60
2017-10-02	SO	Southern	D	-2.84	0.20	OKE	Oneok	A	2.49	0.20
2017-10-02	SWN	Southwestern Energy	D	-2.93	0.10					
2017-10-02	TJX	Tjx Companies	D	-2.85	0.20	AAL	American Airlines	A	2.31	0.20
2017-10-02	TYC	Tyco International	D	-2.85	0.00	MTD	Mettler Toledo International	A	2.47	0.00
2017-10-02	WFC	Wells Fargo	C	-1.85	1.70	LNC	Lincoln National	A	2.40	1.70
2017-10-02	BMO	Bank Of Montreal	C	-1.85	0.20	LRCX	Lam Research	A	2.50	0.20
2017-10-02	BARC	Barclays	C	-1.87	0.20	FB	Facebook	A	2.50	0.20
2017-10-02	TEVA	Teva Pharmaceutical Industries Adr	D	-2.95	0.40					
2017-10-02	ESRX	Express Scripts	D	-2.85	0.20	ALGN	Align Technology	A	2.53	0.20
2017-10-02	VOD	Vodafone	C	-1.85	0.20	FMC	Fmc	A	2.45	0.20
2017-10-02	ENB	Enbridge	D	-2.85	0.10	PKG	Packaging Corp Of America	A	2.43	0.10
2017-10-02	ABX	Barrick Gold	D	-2.87	0.00	NRG	Nrg Energy	A	2.43	0.00
2017-10-02	VIAB	Viacom	D	-2.90	0.50					
2017-10-02	COST	Costco Wholesale	C	-1.85	0.20	RCL	Royal Caribbean Cruises	A	2.30	0.20
2017-10-02	ENI	Eni	C	-1.85	0.20	ADBE	Adobe Systems	A	2.40	0.20
2017-10-02	RRC	Range Resources	D	-2.93	0.10					
2017-10-02	IMB	Imperial Brands	D	-2.87	0.90	AVY	Avery Dennison	A	2.40	0.90
2017-10-02	PAGP	Plains Gp	D	-2.90	0.20	VLO	Valero Energy	A	2.21	0.20
2017-10-02	CNQ	Canadian Natural Resources	D	-2.85	0.80	ZION	Zions Bancorp	A	2.40	0.80
2017-10-02	KMI	Kinder Morgan	D	-2.84	0.10	TSO	Tesoro	A	2.21	0.10
2017-10-02	MDLZ	Mondelez International	D	-2.85	0.50	LUK	Leucadia National	A	2.29	0.50
2017-10-02	FOXA	Twenty-first Century Fox	C	-1.86	1.00	KMX	Carmax	A	2.30	1.00
2017-10-02	KHC	The Kraft Heinz	D	-2.87	0.60	DLPH	Delphi Automotive	A	2.28	0.60
2017-11-01	APA	Apache	D	-2.90	0.20	MPC	Marathon Petroleum	A	2.29	0.20
2017-11-01	GLE	Societe Generale	C	-1.85	0.30	MU	Micron Technology	A	2.77	0.30
2017-11-01	AVP	Avon Products	D	-2.94	0.10					
2017-11-01	6	Power Assets	D	-2.86	0.20	AMAT	Applied Materials	A	2.65	0.20
2017-11-01	CAG	Conagra Brands	D	-2.86	0.20	ATVI	Activision Blizzard	A	3.00	0.20
2017-11-01	WPP	WPP	D	-2.89	0.10	ALB	Albemarle	A	2.57	0.10
2017-11-01	CM-CSA	Comcast	C	-1.86	0.50	BBY	Best Buy	A	2.32	0.50
2017-11-01	BATS	British American Tobacco	C	-1.86	0.60	LRCX	Lam Research	A	2.55	0.60
2017-11-01	CTL	Centurylink	D	-2.89	0.30	AMD	Advanced Micro Devices	A	3.00	0.30
2017-11-01	GE	General Electric	D	-2.90	1.10	URI	United Rentals	A	2.55	1.10
2017-11-01	HAS	Hasbro	C	-1.87	0.20	STZ	Constellation Brands	A	2.44	0.20
2017-11-01	HOG	Harley-davidson	D	-2.87	0.30	PHM	Pultegroup	A	2.33	0.30
2017-11-01	CHK	Chesapeake Energy	D	-2.92	0.10					
2017-11-01	IBM	IBM	D	-2.86	0.20	NVDA	Nvidia	A	3.00	0.20
2017-11-01	K	Kellogg	D	-2.86	0.70	BWA	Borgwarner	A	2.32	0.70
2017-11-01	KR	Kroger	D	-2.92	0.60					
2017-11-01	MO	Altria	D	-2.86	1.30	EA	Electronic Arts	A	2.31	1.30
2017-11-01	NBL	Noble Energy	D	-2.89	0.50	TSO	Tesoro	A	2.22	0.50
2017-11-01	OMC	Omnicom	D	-2.87	0.10	AAL	American Airlines	A	2.32	0.10
2017-11-01	SLB	Schlumberger	D	-2.88	0.60	VLO	Valero Energy	A	2.22	0.60
2017-11-01	SWN	Southwestern Energy	D	-2.94	0.10					
2017-11-01	TJX	Tjx Companies	D	-2.86	0.20	RCL	Royal Caribbean Cruises	A	2.31	0.20
2017-11-01	BARC	Barclays	D	-2.87	0.20	FB	Facebook	A	2.54	0.20

Date	Ticker	Name	R	SM	W (%)	Ticker	Name	R	SM	W (%)
2017-11-01	BT.A	Bt	D	-2.86	0.10	MTD	Mettler Toledo International	A	2.51	0.10
2017-11-01	TEVA	Teva Pharmaceutical Industries Adr	D	-2.96	0.30					
2017-11-01	ESRX	Express Scripts	D	-2.86	0.20	ALGN	Align Technology	A	2.67	0.20
2017-11-01	VOD	Vodafone	C	-1.84	0.20	ADBE	Adobe Systems	A	2.48	0.20
2017-11-01	ENB	Enbridge	D	-2.86	0.10	OKE	Oneok	A	2.48	0.10
2017-11-01	ABX	Barrick Gold	D	-2.89	0.00	FMC	Fmc	A	2.47	0.00
2017-11-01	VIAB	Viacom	D	-2.91	0.50					
2017-11-01	COST	Costco Wholesale	C	-1.85	0.20	KMX	Carmax	A	2.29	0.20
2017-11-01	ENI	Eni	C	-1.85	0.20	ADSK	Autodesk	A	2.44	0.20
2017-11-01	RRC	Range Resources	D	-2.93	0.10					
2017-11-01	IMB	Imperial Brands	D	-2.87	0.80	PKG	Packaging Corp Of America	A	2.43	0.80
2017-11-01	PM	Philip Morris International	C	-1.86	2.10	LUK	Leucadia National	A	2.29	2.10
2017-11-01	PAGP	Plains Gp	D	-2.91	0.20					
2017-11-01	KMI	Kinder Morgan	D	-2.85	0.10	COG	Cabot Oil & Gas	A	2.21	0.10
2017-11-01	MDLZ	Mondelez International	D	-2.85	0.50	MHK	Mohawk Industries	A	2.29	0.50
2017-11-01	FOXA	Twenty-first Century Fox	D	-2.87	1.00	WYNN	Wynn Resorts	A	2.29	1.00
2017-11-01	KHC	The Kraft Heinz	D	-2.87	0.60	DLPH	Delphi Automotive	A	2.28	0.60
2017-11-01	NLSN	Nielsen	D	-2.86	0.50	MGM	Mgm Resorts International	A	2.28	0.50
2017-12-01	BNP	Bnp Paribas	C	-1.85	0.30	AMD	Advanced Micro Devices	A	3.00	0.30
2017-12-01	APA	Apache	D	-2.89	0.20	MPC	Marathon Petroleum	A	2.30	0.20
2017-12-01	GLE	Societe Generale	C	-1.87	0.20	MU	Micron Technology	A	2.73	0.20
2017-12-01	AVP	Avon Products	D	-2.95	0.10					
2017-12-01	6	Power Assets	D	-2.86	0.10	AMAT	Applied Materials	A	2.60	0.10
2017-12-01	WPP	WPP	D	-2.89	0.10	ALB	Albemarle	A	2.53	0.10
2017-12-01	CM-CSA	Comcast	C	-1.85	0.50	BBY	Best Buy	A	2.34	0.50
2017-12-01	BATS	British American Tobacco	C	-1.86	0.60	FB	Facebook	A	2.51	0.60
2017-12-01	CTL	Centurylink	D	-2.91	0.20					
2017-12-01	CVS	Cvs Health	D	-2.85	0.20	AAL	American Airlines	A	2.32	0.20
2017-12-01	GE	General Electric	D	-2.91	1.00					
2017-12-01	HAS	Hasbro	C	-1.87	0.20	ATVI	Activision Blizzard	A	2.98	0.20
2017-12-01	HOG	Harley-davidson	D	-2.87	0.30	STZ	Constellation Brands	A	2.44	0.30
2017-12-01	CHK	Chesapeake Energy	D	-2.92	0.10					
2017-12-01	IBM	IBM	D	-2.86	0.20	NVDA	Nvidia	A	3.00	0.20
2017-12-01	K	Kellogg	D	-2.85	0.70	PHM	Pultegroup	A	2.37	0.70
2017-12-01	KMB	Kimberly-clark	D	-2.85	0.30	BWA	Borgwarner	A	2.33	0.30
2017-12-01	MDT	Medtronic	C	-1.85	0.90	ALGN	Align Technology	A	2.72	0.90
2017-12-01	MO	Altria	D	-2.85	1.40	MHK	Mohawk Industries	A	2.31	1.40
2017-12-01	MRK	Merck & Co	D	-2.86	0.20	ISRG	Intuitive Surgical	A	2.40	0.20
2017-12-01	NBL	Noble Energy	D	-2.89	0.40	MRO	Marathon Oil	A	2.23	0.40
2017-12-01	OMC	Omnicom	D	-2.86	0.20	RCL	Royal Caribbean Cruises	A	2.32	0.20
2017-12-01	SLB	Schlumberger	D	-2.88	0.60	VLO	Valero Energy	A	2.23	0.60
2017-12-01	SWN	Southwestern Energy	D	-2.93	0.10					
2017-12-01	TYC	Tyco International	D	-2.85	0.00	URI	United Rentals	A	2.60	0.00
2017-12-01	UTX	United Technologies	C	-1.84	0.60	MTD	Mettler Toledo International	A	2.47	0.60
2017-12-01	BARC	Barclays	D	-2.87	0.20	LRCX	Lam Research	A	2.51	0.20
2017-12-01	BT.A	Bt	D	-2.86	0.10	ADBE	Adobe Systems	A	2.49	0.10
2017-12-01	TEVA	Teva Pharmaceutical Industries Adr	D	-2.96	0.30					
2017-12-01	ESRX	Express Scripts	D	-2.85	0.20	IDXX	Idexx Laboratories	A	2.38	0.20
2017-12-01	ENB	Enbridge	D	-2.86	0.10	FMC	Fmc	A	2.48	0.10
2017-12-01	GILD	Gilead Sciences	C	-1.85	0.50	ANTM	Anthem	A	2.33	0.50
2017-12-01	ABX	Barrick Gold	D	-2.89	0.00	NRG	Nrg Energy	A	2.47	0.00
2017-12-01	VIAB	Viacom	D	-2.90	0.50	MGM	Mgm Resorts International	A	2.31	0.50
2017-12-01	ENI	Eni	C	-1.85	0.20	OKE	Oneok	A	2.46	0.20
2017-12-01	RRC	Range Resources	D	-2.93	0.10					
2017-12-01	IMB	Imperial Brands	D	-2.87	0.80	CMA	Comerica	A	2.45	0.80



Date	Ticker	Name	R	SM	W (%)	Ticker	Name	R	SM	W (%)
2017-12-01	PM	Philip Morris International	C	-1.86	2.00	DHI	D.r. Horton	A	2.31	2.00
2017-12-01	PAGP	Plains Gp	D	-2.90	0.20					
2017-12-01	KMI	Kinder Morgan	D	-2.85	0.10	DVN	Devon Energy	A	2.22	0.10
2017-12-01	MDLZ	Mondelez International	D	-2.85	0.50	LUK	Leucadia National	A	2.30	0.50
2017-12-01	KHC	The Kraft Heinz	D	-2.86	0.60	KORS	Michael Kors	A	2.29	0.60
2017-12-01	NLSN	Nielsen	D	-2.86	0.50	WYNN	Wynn Resorts	A	2.31	0.50
2018-01-01	BNP	Bnp Paribas	C	-1.85	0.30	MU	Micron Technology	A	2.72	0.30
2018-01-01	APA	Apache	D	-2.90	0.10	MPC	Marathon Petroleum	A	2.31	0.10
2018-01-01	GLE	Societe Generale	D	-2.86	0.30	URI	United Rentals	A	2.66	0.30
2018-01-01	AVP	Avon Products	D	-2.95	0.10					
2018-01-01	BA.	Bae Systems	D	-2.86	0.30	AMAT	Applied Materials	A	2.59	0.30
2018-01-01	6	Power Assets	D	-2.86	0.10	FB	Facebook	A	2.52	0.10
2018-01-01	WPP	WPP	D	-2.88	0.10	ALB	Albemarle	A	2.51	0.10
2018-01-01	CM-CSA	Comcast	C	-1.84	0.50	BBY	Best Buy	A	2.39	0.50
2018-01-01	BATS	British American Tobacco	C	-1.85	1.10	LRCX	Lam Research	A	2.50	1.10
2018-01-01	CTL	Centurylink	D	-2.90	0.30	NVDA	Nvidia	A	3.00	0.30
2018-01-01	CVS	Cvs Health	D	-2.85	0.20	AAL	American Airlines	A	2.34	0.20
2018-01-01	GE	General Electric	D	-2.91	1.50					
2018-01-01	HAS	Hasbro	C	-1.87	0.20	ATVI	Activision Blizzard	A	3.00	0.20
2018-01-01	HOG	Harley-davidson	D	-2.87	0.30	STZ	Constellation Brands	A	2.46	0.30
2018-01-01	CHK	Chesapeake Energy	D	-2.92	0.10					
2018-01-01	K	Kellogg	D	-2.85	0.50	PHM	Pultegroup	A	2.36	0.50
2018-01-01	KMB	Kimberly-clark	D	-2.85	0.10	KORS	Michael Kors	A	2.32	0.10
2018-01-01	MDT	Medtronic	C	-1.85	0.90	ALGN	Align Technology	A	2.63	0.90
2018-01-01	MRK	Merck & Co	D	-2.86	0.20	IDXX	Idexx Laboratories	A	2.39	0.20
2018-01-01	NBL	Noble Energy	D	-2.88	0.70	MRO	Marathon Oil	A	2.26	0.70
2018-01-01	OMC	Omnicom	D	-2.86	0.20	WYNN	Wynn Resorts	A	2.32	0.20
2018-01-01	SLB	Schlumberger	D	-2.87	0.40	HP	Helmerich & Payne	A	2.25	0.40
2018-01-01	SWN	Southwestern Energy	D	-2.94	0.00					
2018-01-01	BARC	Barclays	D	-2.86	0.30	NRG	Nrg Energy	A	2.48	0.30
2018-01-01	BT.A	Bt	D	-2.86	0.10	ADBE	Adobe Systems	A	2.48	0.10
2018-01-01	TEVA	Teva Pharmaceutical Industries Adr	D	-2.95	0.50					
2018-01-01	ENB	Enbridge	D	-2.86	0.10	FMC	Fmc	A	2.48	0.10
2018-01-01	GILD	Gilead Sciences	C	-1.86	1.10	ISRG	Intuitive Surgical	A	2.37	1.10
2018-01-01	ABX	Barrick Gold	D	-2.89	0.00	OKE	Oneok	A	2.47	0.00
2018-01-01	TWX	Time Warner	D	-2.85	0.50	MGM	Mgm Resorts International	A	2.31	0.50
2018-01-01	IMB	Imperial Brands	D	-2.87	0.90	CMA	Comerica	A	2.47	0.90
2018-01-01	PM	Philip Morris International	C	-1.86	2.20	DHI	D.r. Horton	A	2.31	2.20
2018-01-01	PAGP	Plains Gp	D	-2.90	0.20	VLO	Valero Energy	A	2.25	0.20
2018-01-01	KMI	Kinder Morgan	D	-2.85	0.00	DVN	Devon Energy	A	2.23	0.00
2018-01-01	KHC	The Kraft Heinz	D	-2.87	0.60	BWA	Borgwarner	A	2.31	0.60
2018-01-01	NLSN	Nielsen	D	-2.86	0.50	RCL	Royal Caribbean Cruises	A	2.30	0.50