



Fundamental Investors, Class A Shares (ANCFX) - Trend Capture Overlay

April 16, 2018

Executive Summary

Overview

Superior performance on a consistent basis comes from the ability to be in synchrony with major price trends. The ability to capture a large part of bull trends and to avoid most of the bear trends in individual stocks and sectors can dramatically impact returns across market cycles and deliver superior long term performance. The Trendrating solution is designed to improve this ability by providing intelligent analytics that can complement and enhance the investment decision process and produce tangible results.

We can demonstrate Trendrating's ability to materially influence portfolio performance through a historical overlay of its trend capture model on the actual holdings of a portfolio. Through this analysis we demonstrate that induction can seamlessly integrate into the existing workflow of an investment strategy and have a material impact on the performance of the investment strategy.

Trendrating's trend capture model has the unique ability to identify and score the prevailing price trend of a security with high accuracy. The ability to distinguish between securities based on their respective price trend should be of paramount importance to every portfolio no matter the type of its investment strategy. Every investment manager should infuse the decision making process with information that facilitates the selection of securities whose prices are trending, rather than ones whose price trends are disconnected from their fundamentals.

Trendrating Model

The Trendrating model assigns each security a directional rating; uptrends (**A** or **B**) and downtrends (**C** or **D**). A continuous absolute rating scale, **Smart Momentum (SM)**, is constructed to facilitate relative ranking of a universe of securities. The discrete rating distinguishes between securities in uptrends and downtrends, whilst the continuous rating allows ranking within the same rating bucket. In tandem, the two rating frameworks facilitate a flexible and robust framework for security selection and portfolio construction.

Analysis Framework

- Select holdings history for which constituent history is complete and for which there are very few missing periods in the history selected for the analysis
- The universe of stocks in the benchmark associated with the investment fund is used as a buy universe from which to find alternative securities. In absence of a named benchmark, an appropriate buy universe is assigned for the analysis
- In each rebalancing period in the holdings history of the portfolio:
 - Identify all **C** & **D** rated securities
 - Amongst the **C** & **D** rated securities, identify stocks with extreme negative SM scores¹ whilst in a negative price trend, are quite susceptible to sharp upward price swings during and post market shocks. Good risk management practice advocates a robust mechanism for identifying outliers and then implementing a framework of insulating the investment portfolio from their erratic behaviour. In this analysis, we do not alter positions with extreme SM scores
 - Reallocate weight of **C** & **D** rated securities into an **A** or **B** rated security with the highest SM score in the same region/country, industry/sector, and currency²
- Returns for the Fund, Trend Capture Portfolio³, and Benchmark are price returns calculated from the individual constituent level for each of the three portfolios

¹Our empirical research shows that an SM scores of -2.90 is a valid extreme threshold value

²User determined parameters that are relaxed in hierarchal order if no optimal match is found

³The portfolio generated as a result of the trend capture overlay on the holdings of the investment fund

Report Description

- Trend Overlay Summary Data
 - Key info: Provides information on analysis history, fund benchmark, and the analysis rebalancing frequency
 - The two bar charts respectively compare the annual return and annual volatility of the original fund and of the trend capture portfolio
 - The line chart captures the cumulative return of the fund, of the trend capture portfolio, and of the benchmark if applicable
 - Summary Metrics: This table provides key performance and risk metrics of the original fund and of the trend capture portfolio
- Risk-Return Profile
 - Comparative Analysis
 - Annualised Excess Return analysis: The comparisons of the excess return of the trend capture portfolio vs the fund, and if applicable, of the fund vs the benchmark and of the trend capture portfolio vs the benchmark
 - Annualised Tracking Error analysis: The tracking error between the trend capture fund and the original fund captures the magnitude of the differences between the overlay portfolio and the original portfolio. It should be different enough without departing from the original investment strategy. The comparisons of the tracking errors versus the benchmark, if applicable, validates the fact that the overlay strategy does not change the investment mandate
 - Annual Tables
 - The first set of columns tabulate the year by year returns of the trend capture portfolio and its excess return over the original fund and its benchmark
 - The next set of columns present the volatility comparison where the key message is that the volatility of the trend capture portfolio should not differ materially from that of the original fund
 - The third set of results illustrates the reduction in drawdowns that can be achieved through the trend capture overlay. Reduction in downside risk during market declines is perhaps the most important benefit a model can provide
 - TCR Analysis
 - TCR (Trend Capture Rating) is a forward-looking risk metric of an aggregate⁴ calculated from the constituent level weights and ratings from the Trendrating model
 - The trend capture overlay should raise the TCR of the original portfolio
 - Portfolios that maintain a higher TCR tend to outperform and periods with higher TCR tend to deliver superior returns
 - Trendrating's recommendation to clients is to endeavour to maintain a high TCR to improve consistency of portfolio returns
- Historical Portfolio Details
 - The top section provides information on the number of number and weight of the **C** & **D** rated constituents that have been switched on a chosen rebalance period⁵
 - Transaction Table: Tabulates all the matched trades performed in the latest rebalancing period and contains the Ticker, Name, Weight, Rating, and Smart Momentum score of each security traded in the given holding period
- Allocation
 - Regional allocation for the latest rebalance period
 - Sector allocation for the latest rebalance period
- Appendix
 - Contains the full history of trades performed in the analysis presented by rebalance period and identifies all trades securities and matched trades

⁴Portfolio, Index, Sector etc.

⁵The default is the latest rebalance period

Trend Overlay Summary

Key info

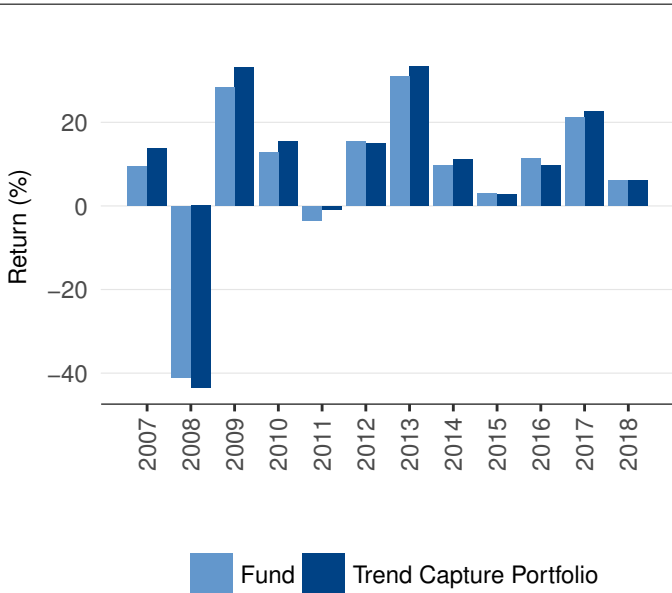
Data Range

2007-04-02 to 2018-01-31

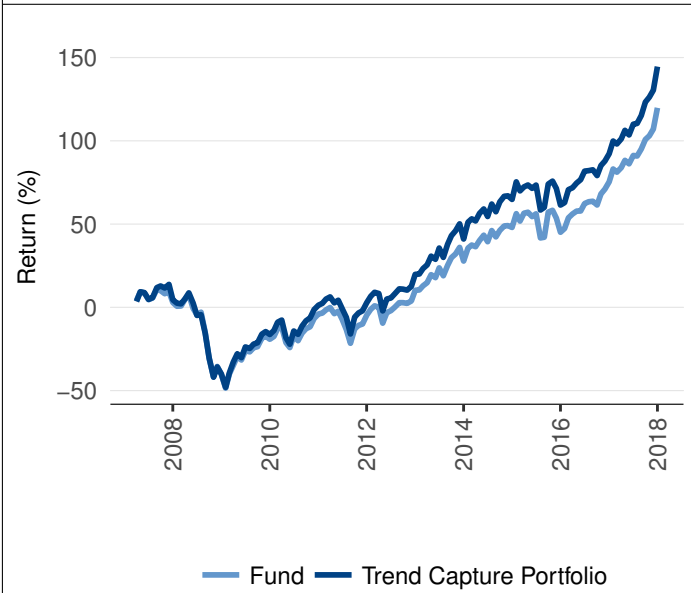
Rebalancing

Monthly

Return



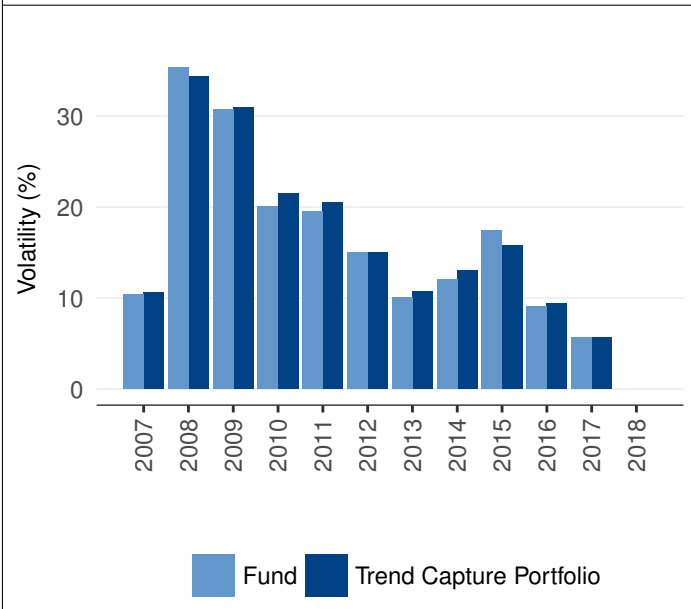
Cumulative Return



Summary Metrics

	Fund	TC Portfolio	Diff
PERFORMANCE			
Annualised (%)	7.02	8.77	1.75
Monthly Avg (%)	0.70	0.83	0.13
Hit Rate (%)	66.67	67.44	0.78
RISK			
Annualised volatility (%)	19.87	19.25	-0.62
Max Drawdown (%)	-53.49	-50.83	2.66
Skewness	-0.78	-0.48	0.29
Kurtosis	2.34	1.90	-0.43
KEY RATIOS			
Infomation Ratio	0.35	0.46	0.10
Sortino Ratio	0.19	0.24	0.05
WEIGHT SWITCHED			
Monthly Avg (%)		3.90	

Volatility



	Fund	TC Portfolio	Diff	Diff (%)
Cumulative Return (%)	107.31	146.76	39.45	36.76
Avg Drawdown (%)	-6.28	-7.13	-0.84	-13.44
Avg TCR	B	A-		

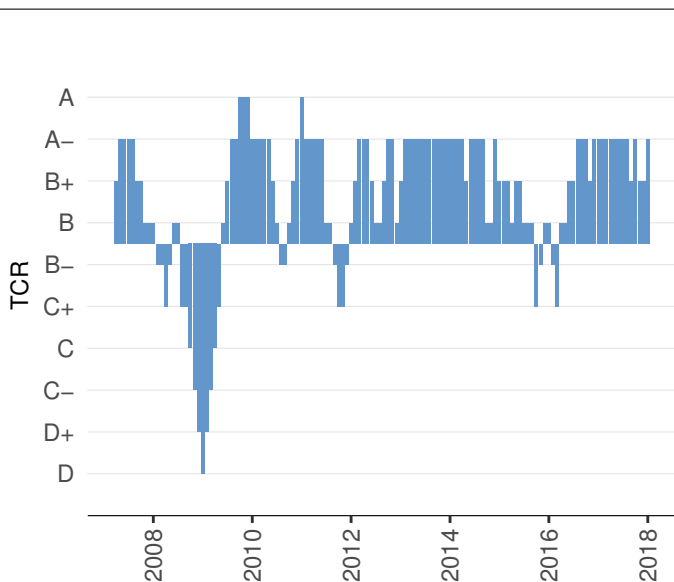
Risk-Return Profile

Comparative Analysis

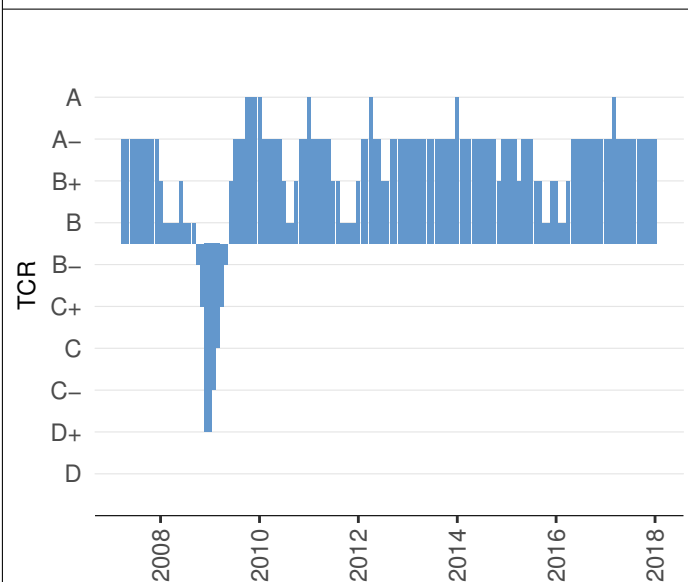
	Fund	Fund
Annualised Excess Return (%)		Annualised Tracking Error (%)
Trend Capture Portfolio	1.50	Trend Capture Portfolio
		3.06

Year	Return (%) TC Port	Excess over Fund	Volatility (%) TC Port	Excess over Fund	Max Drawdown (%) TC Port	Excess over Fund
2018	6.14	-0.02			0.00	0.00
2017	22.65	1.57	5.68	0.06	-1.34	-0.22
2016	9.62	-1.75	9.41	0.32	-5.81	-0.30
2015	2.64	-0.37	15.81	-1.58	-9.65	0.17
2014	11.19	1.57	12.97	0.97	-6.07	-0.04
2013	33.37	2.39	10.69	0.65	-4.14	-0.31
2012	14.99	-0.39	15.03	0.00	-10.25	0.07
2011	-0.77	2.82	20.49	0.97	-20.95	0.52
2010	15.49	2.68	21.44	1.38	-15.72	-1.76
2009	33.05	4.77	30.91	0.22	-19.10	1.10
2008	-43.56	-2.53	34.32	-1.01	-48.98	-2.18
2007	13.77	4.40	10.58	0.16	-4.20	0.06

Fund TCR



Trend Capture Portfolio TCR



Historical Portfolio Details

Holding period: 2017-12-01 to 2017-12-29

	Fund	TC Port
Number of holdings	159	159
Number of C & D rated holdings - switched	25	-
Weight of C & D rated holdings - switched (%)	16.27	-

Transaction table

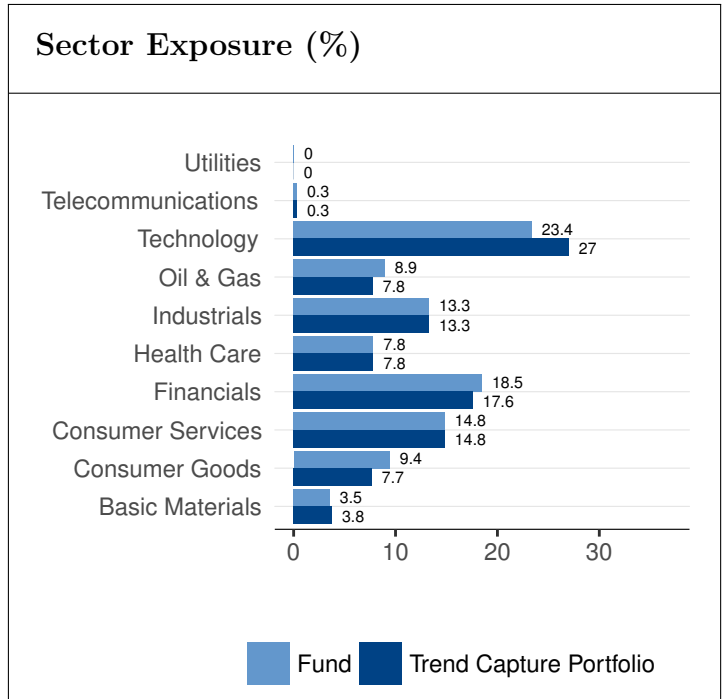
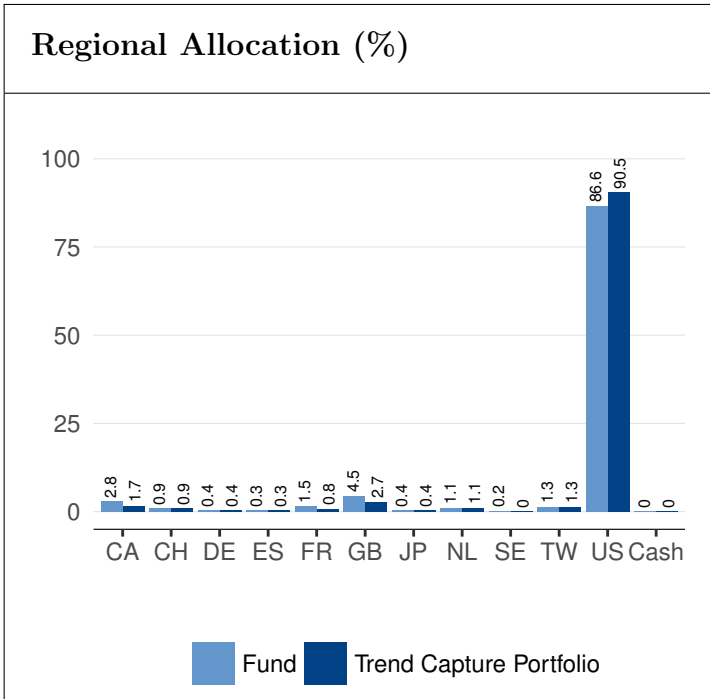
The table shows the fund portfolio C & D rated positions at the beginning of the holding period. These positions have been switched with A and B rated stocks near by mkt cap, market and sector in respect to the original fund positions.

Switched positions

Ticker	Name	R	SM	W (%)	C (%)	Ticker	Name	R	SM	W (%)	C (%)
BNP	Bnp Paribas	C	-1.85	0.72	-0.01	AMD	Advanced Micro Devices	A	3.00	0.72	-0.03
CM-CSA	Comcast	C	-1.85	2.25	0.10	MAR	Marriott International	A	2.35	2.25	0.16
BATS	British American Tobacco	C	-1.86	1.75	0.09	MU	Micron Technology	A	2.73	1.75	-0.04
SHBA	Svenska Handelsbanken	D	-2.85	0.18	0.00	FCX	Freeport-mcmoran	A	2.63	0.18	0.06
DIS	Walt Disney	D	-2.85	0.40	0.01	BBY	Best Buy	A	2.34	0.40	0.05
SPG	Simon Property	D	-2.88	1.10	0.06	CMA	Comerica	A	2.45	1.10	0.04
IBM	IBM	D	-2.86	0.27	-0.00	NVDA	Nvidia	A	3.00	0.27	-0.01
KEY	Keyera	D	-2.85	0.23	0.00	AMAT	Applied Materials	A	2.60	0.23	-0.00
MO	Altria	D	-2.85	0.76	0.03	STZ	Constellation Brands	A	2.44	0.76	0.03
MRK	Merck & Co	D	-2.86	0.59	0.00	ALGN	Align Technology	A	2.72	0.59	-0.07
NBL	Noble Energy	D	-2.89	0.10	0.01	MPC	Marathon Petroleum	A	2.30	0.10	0.00
SLB	Schlumberger	D	-2.88	0.71	0.03	MRO	Marathon Oil	A	2.23	0.71	0.09
TYC	Tyco International	D	-2.85	0.35	0.01	URI	United Rentals	A	2.60	0.35	0.03
WAG	Walgreens Boots Alliance	D	-2.86	0.36	0.01	AAL	American Airlines	A	2.32	0.36	0.02
SSE	Sse	D	-2.86	0.03	-0.00	ALB	Albemarle	A	2.53	0.03	-0.00
ESRX	Express Scripts	D	-2.85	0.43	0.07	ISRG	Intuitive Surgical	A	2.40	0.43	-0.03
CBS	Cbs	D	-2.86	0.10	0.00	MGM	Mgm Resorts International	A	2.31	0.10	-0.00
ENB	Enbridge	D	-2.86	0.94	0.01	LRCX	Lam Research	A	2.51	0.94	-0.02
SBUX	Starbucks	D	-2.85	0.35	0.00	WYNN	Wynn Resorts	A	2.31	0.35	0.02
VIAB	Viacom	D	-2.90	0.15	0.01	YUM	Yum Brands	A	2.31	0.15	-0.00
PM	Philip Morris International	C	-1.86	2.28	0.04	PHM	Pultegroup	A	2.37	2.28	-0.05
ULTA	Ulta Beauty	D	-2.89	0.32	0.02	WYN	Wyndham Worldwide	A	2.29	0.32	0.01
CHTR	Charter Communications	C	-1.86	1.25	-0.00	TIF	Tiffany	A	2.28	1.25	0.09
KHC	The Kraft Heinz	D	-2.86	0.50	-0.02	BWA	Borgwarner	A	2.33	0.50	-0.04
CCE	Coca-cola European Partners	C	-1.85	0.15	0.00	MHK	Mohawk Industries	A	2.31	0.15	-0.00

R - Rating, SM - Smart Momentum, W - Weight, C - Contribution to Return

Allocation



Appendix

Switched positions (Fund vs Trend Capture Portfolio)

Date	Ticker	Name	R	SM	W (%)	Ticker	Name	R	SM	W (%)
2007-04-02	ECA	Encana	C	-1.84	0.60	PCG	Pg&e	A	3.00	0.60
2007-04-02	AMD	Advanced Micro Devices	D	-2.95	0.20					
2007-04-02	DVN	Devon Energy	C	-1.84	0.60	WMB	Williams Companies	A	3.00	0.60
2007-04-02	BBY	Best Buy	D	-2.86	0.50	BIG	Big Lots	A	2.51	0.50
2007-04-02	BCR	C R Bard	C	-1.84	0.10	CELG	Celgene	A	2.66	0.10
2007-04-02	UCB	Ucb	C	-1.87	0.10	ASN	Archstone-Smith Trust	A	2.44	0.10
2007-04-02	CAG	Conagra Brands	C	-1.85	0.10	GT	Goodyear Tire & Rubber	A	2.53	0.10
2007-04-02	2503	Kirin	C	-1.85	0.20	L	Loews	A	2.41	0.20
2007-04-02	FAST	Fastenal	D	-2.88	0.20	PTV	Pactiv Corp	A	2.33	0.20
2007-04-02	GE	General Electric	C	-1.85	0.90	CVG	Convergys	A	2.31	0.90
2007-04-02	4902	Konica Minolta	C	-1.86	0.00	GILD	Gilead Sciences	A	2.41	0.00
2007-04-02	LB	L Brands	C	-1.86	0.80	JCP	Jc Penney	A	2.40	0.80
2007-04-02	ROG	Roche	C	-1.85	1.80	SCHW	Charles Schwab	A	2.37	1.80
2007-04-02	MMC	Marsh & McLennan Cos	C	-1.85	0.40	AVB	Avalonbay Communities	A	2.61	0.40
2007-04-02	MOT	Motorola Solutions	D	-2.89	0.50	AAPL	Apple	A	2.44	0.50
2007-04-02	ORCL	Oracle	C	-1.85	1.40	BMC	BMC Software	A	2.35	1.40
2007-04-02	SYY	Sysco	C	-1.85	0.40	OMX	OfficeMax	A	2.36	0.40
2007-04-02	SAN	Sanofi	D	-2.85	0.50	FE	Firstenergy	A	2.36	0.50
2007-04-02	WM	Waste Management	C	-1.85	0.30	TEX	Terex	A	2.31	0.30
2007-04-02	ORI	Old Republic International	C	-1.84	0.20	PRU	Prudential Financial	A	2.59	0.20
2007-04-02	SBUX	Starbucks	D	-2.87	0.40	RSHCQ	RS Legacy Corp	A	2.34	0.40
2007-04-02	IMO	Imperial Oil	C	-1.84	0.40					
2007-04-02	ACA	Credit Agricole	C	-1.86	0.50	CTSH	Cognizant Technology Solutions	A	2.33	0.40
2007-04-02	GCC	C&c	C	-1.84	0.50	ATI	Allegheny Technologies	A	2.33	0.50
2007-04-02	C	Citigroup	C	-1.85	1.30	HPC	Hercules	A	2.32	0.50
2007-04-02	MEE	Massey Energy Corp	D	-2.85	0.10	CME	Cme	A	2.53	1.30
2007-04-02	JOY	Joy Global	C	-1.90	0.30	NUE	Nucor	A	2.47	0.10
2007-04-02	CVX	Chevron	C	-1.84	1.20	PCAR	Paccar	A	2.27	0.30
2007-04-02	UPS	United Parcel Service	D	-2.85	0.20	ESV	Ensco	A	2.23	1.20
2007-04-02	CSE	CapitalSource	C	-1.85	0.40	SHW	Sherwin-williams	A	2.26	0.20
2007-04-02	RDS.A	Royal Dutch Shell Adr	C	-1.85	1.20	MCO	Moody's	A	2.51	0.40
2007-04-02	BHGE	Baker Hughes, A Ge	D	-2.86	0.80	VLO	Valero Energy	A	2.22	1.20
2007-05-01	AIG	American International	C	-1.84	0.20	XTO	XTO Energy Inc	A	2.22	0.80
2007-05-01	AMD	Advanced Micro Devices	D	-2.95	0.30	PRU	Prudential Financial	A	2.62	0.20
2007-05-01	AMGN	Amgen	D	-2.86	0.20	CELG	Celgene	A	2.75	0.20
2007-05-01	AMR	AMR Corp	C	-1.89	0.40	BIG	Big Lots	A	2.50	0.40
2007-05-01	AVY	Avery Dennison	C	-1.85	0.20	NUE	Nucor	A	2.47	0.20
2007-05-01	BBY	Best Buy	D	-2.87	0.50	JCP	Jc Penney	A	2.39	0.50
2007-05-01	UCB	Ucb	C	-1.87	0.10	PCG	Pg&e	A	3.00	0.10
2007-05-01	CAG	Conagra Brands	C	-1.85	0.10	GT	Goodyear Tire & Rubber	A	2.55	0.10
2007-05-01	2503	Kirin	C	-1.84	0.20	GILD	Gilead Sciences	A	2.44	0.20
2007-05-01	GE	General Electric	C	-1.84	0.90	PTV	Pactiv Corp	A	2.34	0.90
2007-05-01	4902	Konica Minolta	C	-1.85	0.00	AIZ	Assurant	A	2.40	0.00
2007-05-01	LB	L Brands	C	-1.86	0.80	RSHCQ	RS Legacy Corp	A	2.35	0.80
2007-05-01	ROG	Roche	C	-1.84	1.90	SCHW	Charles Schwab	A	2.38	1.90
2007-05-01	MOT	Motorola Solutions	D	-2.89	0.50	AAPL	Apple	A	2.47	0.50
2007-05-01		Nortel Networks Corporation	C	-1.89	0.20	FE	Firstenergy	A	2.37	0.20
2007-05-01	NRTLQ					AMZN	Amazon.com	A	2.34	0.40
2007-05-01	SYY	Sysco	C	-1.85	0.40					

Date	Ticker	Name	R	SM	W (%)	Ticker	Name	R	SM	W (%)
2007-05-01	SAN	Sanofi	D	-2.84	0.50	TMO	Thermo Fisher Scientific	A	2.36	0.50
2007-05-01	ORI	Old Republic International	C	-1.85	0.20	MCO	Moody's	A	2.54	0.20
2007-05-01	SBUX	Starbucks	D	-2.87	0.40	OMX	OfficeMax	A	2.33	0.40
2007-05-01	VMED	Virgin Media Inc.	C	-1.85	0.20	DG.1	Dollar General	A	2.29	0.20
2007-05-01	ACA	Credit Agricole	C	-1.85	0.50	CTSH	Cognizant Technology Solutions	A	2.34	0.50
2007-05-01	GCC	C&c	C	-1.83	0.50	DYNIQ	Dynegy	A	2.34	0.50
2007-05-01	C	Citigroup	C	-1.84	1.30	L	Loews	A	2.42	1.30
2007-05-01		Sun Microsystems	C	-1.87	0.30	BMC	BMC Software	A	2.36	0.30
2007-05-01	JOY	Joy Global	C	-1.88	0.40	TEX	Terex	A	2.33	0.40
2007-05-01	UPS	United Parcel Service	D	-2.85	0.20	CVG	Convergys	A	2.30	0.20
2007-05-01	GFTU	Grafton	C	-1.86	0.30	MON	Monsanto	A	2.34	0.30
2007-05-01	CSE	CapitalSource	C	-1.85	0.40	ASN	Archstone-Smith Trust	A	2.41	0.40
2007-05-01	RDS.A	Royal Dutch Shell Adr	C	-1.84	1.20	WMB	Williams Companies	A	3.00	1.20
2007-06-01	AMD	Advanced Micro Devices	D	-2.94	0.30					
2007-06-01	AMGN	Amgen	D	-2.88	0.20	CELG	Celgene	A	2.76	0.20
2007-06-01	AMR	AMR Corp	C	-1.88	0.40	BIG	Big Lots	A	2.49	0.40
2007-06-01	AVY	Avery Dennison	C	-1.84	0.20	NUE	Nucor	A	2.51	0.20
2007-06-01	BBY	Best Buy	D	-2.86	0.50	RSHCQ	RS Legacy Corp	A	2.41	0.50
2007-06-01	UCB	Ucb	C	-1.87	0.10	WMB	Williams Companies	A	3.00	0.10
2007-06-01	CAG	Conagra Brands	C	-1.84	0.10	GT	Goodyear Tire & Rubber	A	2.61	0.10
2007-06-01	2503	Kirin	C	-1.83	0.20	PCG	Pg&e	A	3.00	0.20
2007-06-01	8358	Suruga Bank	C	-1.84	0.20	L	Loews	A	2.46	0.20
2007-06-01	FRX	Forest Laboratories	C	-1.86	0.20	GILD	Gilead Sciences	A	2.44	0.20
2007-06-01	IL0A	Permanent Tsb	C	-1.85	0.50	SCHW	Charles Schwab	A	2.46	0.50
2007-06-01	LB	L Brands	C	-1.86	0.80	AMZN	Amazon.com	A	2.38	0.80
2007-06-01	ROG	Roche	C	-1.84	1.80	AIZ	Assurant	A	2.42	1.80
2007-06-01	MOT	Motorola Solutions	D	-2.88	0.50	AAPL	Apple	A	2.56	0.50
2007-06-01	NEM	Newmont Mining	D	-2.85	0.30	ATI	Allegheny Technologies	A	2.35	0.30
2007-06-01		Nortel Networks Corporation	C	-1.87	0.20	BMC	BMC Software	A	2.37	0.20
2007-06-01	NRTLQ					TEX	Terex	A	2.37	0.20
2007-06-01	PAYX	Paychex	C	-1.84	0.20					
2007-06-01	PDCO	Patterson Companies	C	-1.84	0.30	TMO	Thermo Fisher Scientific	A	2.37	0.30
2007-06-01	PG	Procter & Gamble	C	-1.84	0.50	MON	Monsanto	A	2.36	0.50
2007-06-01	SYX	Sysco	C	-1.85	0.40	SVU	Supervalu	A	2.31	0.40
2007-06-01	ZION	Zions Bancorp	C	-1.85	0.10	PRU	Prudential Financial	A	2.66	0.10
2007-06-01	SEPR	Sepracor	D	-2.87	0.10	ESRX	Express Scripts Holding	A	2.29	0.10
2007-06-01	ORI	Old Republic International	C	-1.84	0.20	MCO	Moody's	A	2.57	0.20
2007-06-01	SBUX	Starbucks	D	-2.88	0.40	DJ	Dow Jones & Co	A	2.30	0.40
2007-06-01	ABX	Barrick Gold	D	-2.86	0.20	FE	Firstenergy	A	2.37	0.20
2007-06-01	VMED	Virgin Media Inc.	C	-1.85	0.20	DG.1	Dollar General	A	2.30	0.20
2007-06-01	ACA	Credit Agricole	C	-1.86	0.40	DYNIQ	Dynegy	A	2.34	0.40
2007-06-01	UPM	Upm-kymmene	C	-1.84	0.10	JNPR	Juniper Networks	A	2.34	0.10
2007-06-01		Sun Microsystems	C	-1.87	0.30	WFR	SunEdison	A	2.38	0.30
2007-06-01	TGT	Target	C	-1.84	1.30	KSS	Kohl's	A	2.29	1.30
2007-06-01	UPS	United Parcel Service	D	-2.84	0.20	PTV	Pactiv Corp	A	2.34	0.20
2007-06-01	GFTU	Grafton	C	-1.85	0.30	AYE	Allegheny Energy	A	2.33	0.30
2007-06-01	CSE	CapitalSource	C	-1.84	0.40	ASN	Archstone-Smith Trust	A	2.49	0.40
2007-07-02	AMD	Advanced Micro Devices	D	-2.94	0.30					
2007-07-02	AMGN	Amgen	D	-2.88	0.20	CELG	Celgene	A	2.71	0.20
2007-07-02	AMR	AMR Corp	C	-1.89	0.30	RSHCQ	RS Legacy Corp	A	2.41	0.30
2007-07-02	BBY	Best Buy	D	-2.87	0.60	AMZN	Amazon.com	A	2.38	0.60
2007-07-02	551	Yue Yuen Industrial	C	-1.86	0.10	WMB	Williams Companies	A	3.00	0.10

Date	Ticker	Name	R	SM	W (%)	Ticker	Name	R	SM	W (%)
2007-07-02	8358	Suruga Bank	C	-1.85	0.20	PCG	Pg&e	A	2.94	0.20
2007-07-02	FRX	Forest Laboratories	C	-1.87	0.20	GILD	Gilead Sciences	A	2.42	0.20
2007-07-02	IL0A	Permanent Tsb	C	-1.86	0.50	L	Loews	A	2.47	0.50
2007-07-02	ROG	Roche	C	-1.85	1.70	SCHW	Charles Schwab	A	2.44	1.70
2007-07-02	MOT	Motorola Solutions	D	-2.89	0.40	AAPL	Apple	A	2.57	0.40
2007-07-02	NEM	Newmont Mining	D	-2.86	0.30	NUE	Nucor	A	2.44	0.30
2007-07-02	NRTLQ	Nortel Networks Corporation	C	-1.89	0.20	AIZ	Assurant	A	2.42	0.20
2007-07-02	PAYX	Paychex	C	-1.85	0.30	PCP	Precision Castparts	A	2.39	0.30
2007-07-02	PG	Procter & Gamble	C	-1.84	0.50	GT	Goodyear Tire & Rubber	A	2.61	0.50
2007-07-02	SYX	Sysco	C	-1.85	0.70	DG.1	Dollar General	A	2.30	0.70
2007-07-02	ZION	Zions Bancorp	C	-1.85	0.10	PRU	Prudential Financial	A	2.64	0.10
2007-07-02	SEPR	Sepracor	D	-2.89	0.10	TMO	Thermo Fisher Scientific	A	2.36	0.10
2007-07-02	SEE	Sealed Air	C	-1.84	0.30	TEX	Terex	A	2.37	0.30
2007-07-02	ORI	Old Republic International	C	-1.85	0.10	MCO	Moody's	A	2.51	0.10
2007-07-02	SBUX	Starbucks	D	-2.89	0.40	TIF	Tiffany	A	2.30	0.40
2007-07-02	ABX	Barrick Gold	D	-2.86	0.20	MON	Monsanto	A	2.40	0.20
2007-07-02	ACA	Credit Agricole	C	-1.86	0.40	WFR	SunEdison	A	2.39	0.40
2007-07-02	UPM	Upm-kymmene	C	-1.85	0.10	FE	Firstenergy	A	2.36	0.10
2007-07-02	GFTU	Grafton	C	-1.86	0.40	JNPR	Juniper Networks	A	2.35	0.40
2007-07-02	CSE	CapitalSource	C	-1.85	0.40	ASN	Archstone-Smith Trust	A	2.47	0.40
2007-07-02	LKOD	Oil Company Lukoil Adr	D	-2.85	0.60	BMC	BMC Software	A	2.35	0.60
2007-08-01	ABT	Abbott Laboratories	C	-1.86	0.80	CELG	Celgene	A	2.74	0.80
2007-08-01	AMGN	Amgen	D	-2.89	0.20	GILD	Gilead Sciences	A	2.40	0.20
2007-08-01	AMR	AMR Corp	C	-1.90	0.30	AMZN	Amazon.com	A	2.43	0.30
2007-08-01		Commerzbank	C	-1.86	0.20	WMB	Williams Companies	A	3.00	0.20
2007-08-01	ANTM	Anthem	C	-1.85	0.30	TMO	Thermo Fisher Scientific	A	2.36	0.30
2007-08-01	AVP	Avon Products	C	-1.86	0.20	GT	Goodyear Tire & Rubber	A	2.46	0.20
2007-08-01	BBY	Best Buy	D	-2.87	0.60	HLT	Hilton Hotels Corp	A	2.31	0.60
2007-08-01	TSCO	Tesco	C	-1.86	0.20	WFR	SunEdison	A	2.38	0.20
2007-08-01	551	Yue Yuen Industrial	C	-1.87	0.10	CMI	Cummins	A	2.35	0.10
2007-08-01	D	Dominion Resources	C	-1.85	0.40	AYE	Allegheny Energy	A	2.34	0.40
2007-08-01	9433	Kddi	C	-1.88	1.20	BMC	BMC Software	A	2.33	1.20
2007-08-01	FRX	Forest Laboratories	D	-2.88	0.20	ESRX	Express Scripts Holding	A	2.28	0.20
2007-08-01	IL0A	Permanent Tsb	D	-2.87	0.50	NOV	National Oilwell Varco	A	2.33	0.50
2007-08-01	LLY	Eli Lilly	C	-1.85	1.10	LH	Laboratory Corp Of America	A	2.26	1.10
2007-08-01	LB	L Brands	C	-1.86	0.20	RSHCQ	RS Legacy Corp	A	2.30	0.20
2007-08-01	ROG	Roche	C	-1.85	1.70	AMP	Ameriprise Financial	A	2.30	1.70
2007-08-01	MDT	Medtronic	C	-1.84	1.00	BOL	Bausch & Lomb	A	2.25	1.00
2007-08-01	MOT	Motorola Solutions	D	-2.89	0.40	AAPL	Apple	A	2.64	0.40
2007-08-01	NEM	Newmont Mining	D	-2.84	0.30	NUE	Nucor	A	2.37	0.30
2007-08-01	NRTLQ	Nortel Networks Corporation	C	-1.90	0.20	PCAR	Paccar	A	2.29	0.20
2007-08-01	PG	Procter & Gamble	C	-1.84	0.50	MON	Monsanto	A	2.38	0.50
2007-08-01	SZE	Suez	C	-1.85	0.40	CSCO	Cisco Systems	A	2.29	0.40
2007-08-01	SGB	St.George Bank	C	-1.85	0.20	SNA	Snap-on	A	2.28	0.20
2007-08-01	SYX	Sysco	C	-1.86	0.70	APOL	Apollo Educat Grp	A	2.29	0.70
2007-08-01	VMC	Vulcan Materials Co	C	-1.87	0.50	PCP	Precision Castparts	A	2.42	0.50
2007-08-01	WFC	Wells Fargo	D	-2.84	0.20	MCO	Moody's	A	2.46	0.20
2007-08-01	ZION	Zions Bancorp	D	-2.86	0.10	ASN	Archstone-Smith Trust	A	2.45	0.10
2007-08-01	SEPR	Sepracor	D	-2.92	0.10	JNPR	Juniper Networks	A	2.43	0.20
2007-08-01	XLNX	Xilinx	C	-1.86	0.20	DYNIQ	Dynegy	A	2.33	0.00
2007-08-01	ETR	Entergy	C	-1.86	0.00					

Date	Ticker	Name	R	SM	W (%)	Ticker	Name	R	SM	W (%)
2007-08-01	SEE	Sealed Air	C	-1.87	0.30	TEX	Terex	A	2.37	0.30
2007-08-01	AMP	Amp	C	-1.85	0.60	VRSN	Verisign	A	2.28	0.60
2007-08-01	ORI	Old Republic International	D	-2.87	0.00	L	Loews	A	2.43	0.00
2007-08-01	SBUX	Starbucks	D	-2.89	0.40	DJ	Dow Jones & Co	A	2.28	0.40
2007-08-01	ACA	Credit Agricole	D	-2.87	0.40	CEG	Constellation Energy	A	2.28	0.40
2007-08-01	GCC	C&c	C	-1.92	0.30	SHW	Sherwin-williams	A	2.28	0.30
2007-08-01	TWX	Time Warner	C	-1.86	0.50	TIF	Tiffany	A	2.27	0.50
2007-08-01	WB	Wachovia	D	-2.87	0.20	SCHW	Charles Schwab	A	2.39	0.20
2007-08-01	UPM	Upm-kymmene	C	-1.87	0.10		Unisys Corp	A	2.28	0.10
2007-08-01	MEE	Massey Energy Corp	C	-1.89	0.10	ATI	Allegheny Technologies	A	2.31	0.10
2007-08-01	GFTU	Grafton	C	-1.87	0.30	GR	Goodrich	A	2.28	0.30
2007-08-01	CSE	CapitalSource	C	-1.89	0.30	JNS	Janus Capital	A	2.35	0.30
2007-09-03	ABT	Abbott Laboratories	C	-1.85	0.80	CELG	Celgene	A	2.79	0.80
2007-09-03	AIG	American International	C	-1.85	0.20	L	Loews	A	2.42	0.20
2007-09-03	AMGN	Amgen	D	-2.89	0.20	GILD	Gilead Sciences	A	2.39	0.20
2007-09-03	AMR	AMR Corp	C	-1.90	0.30	AMZN	Amazon.com	A	2.44	0.30
2007-09-03		Commerzbank	C	-1.87	0.20	MON	Monsanto	A	2.41	0.20
2007-09-03	ANTM	Anthem	C	-1.84	0.30	TMO	Thermo Fisher Scientific	A	2.37	0.30
2007-09-03	AVP	Avon Products	C	-1.86	0.20	GT	Goodyear Tire & Rubber	A	2.47	0.20
2007-09-03	BBY	Best Buy	D	-2.87	0.60	HLT	Hilton Hotels Corp	A	2.32	0.60
2007-09-03	TSCO	Tesco	C	-1.85	0.20	BMC	BMC Software	A	2.35	0.20
2007-09-03	CI	Cigna	C	-1.85	0.30	ESRX	Express Scripts Holding	A	2.31	0.30
2007-09-03	551	Yue Yuen Industrial	C	-1.86	0.10	VRSN	Verisign	A	2.31	0.10
2007-09-03	EQR	Equity Residential	D	-2.88	0.30	AMP	Ameriprise Financial	A	2.31	0.30
2007-09-03	D	Dominion Resources	C	-1.85	0.40	AYE	Allegheny Energy	A	2.32	0.40
2007-09-03	KSP	Kingspan	C	-1.86	0.20	CSCO	Cisco Systems	A	2.31	0.20
2007-09-03	MCHP	Microchip Technology	C	-1.85	0.20	AAPL	Apple	A	2.65	0.20
2007-09-03	9433	Kddi	C	-1.86	1.30	PCAR	Paccar	A	2.31	1.30
2007-09-03	FRX	Forest Laboratories	D	-2.89	0.20	LH	Laboratory Corp Of America	A	2.27	0.20
2007-09-03	KWKAQ	Quicksilver Rscs	C	-1.87	0.30	WMB	Williams Companies	A	3.00	0.30
2007-09-03	IL0A	Permanent Tsb	D	-2.87	0.50	NVDA	Nvidia	A	2.30	0.50
2007-09-03	LLY	Eli Lilly	C	-1.84	1.20	WAT	Waters	A	2.26	1.20
2007-09-03	LB	L Brands	D	-2.87	0.20	APOL	Apollo Educat Grp	A	2.29	0.20
2007-09-03	ROG	Roche	D	-2.85	1.70	LUK	Leucadia National	A	2.29	1.70
2007-09-03	MDT	Medtronic	C	-1.84	1.00	BOL	Bausch & Lomb	A	2.26	1.00
2007-09-03	MMC	Marsh & McLennan Cos	C	-1.87	0.40	JNS	Janus Capital	A	2.31	0.40
2007-09-03	MOT	Motorola Solutions	D	-2.89	0.40	JNPR	Juniper Networks	A	2.45	0.40
2007-09-03	NRTLQ	Nortel Networks Corporation	D	-2.92	0.10					
2007-09-03	DGE	Diageo	C	-1.84	0.60	CIEN	Ciena	A	2.29	0.60
2007-09-03	SZE	Suez	C	-1.85	0.40	FLR	Fluor	A	2.28	0.40
2007-09-03	SGB	St.George Bank	C	-1.85	0.20	GR	Goodrich	A	2.28	0.20
2007-09-03	SAN	Sanofi	D	-2.86	0.50	SHW	Sherwin-williams	A	2.27	0.50
2007-09-03	VMC	Vulcan Materials Co	C	-1.88	0.40	PCP	Precision Castparts	A	2.40	0.40
2007-09-03	X	United States Steel	C	-1.87	0.40	NUE	Nucor	A	2.39	0.40
2007-09-03	ZION	Zions Bancorp	D	-2.87	0.10	BEN	Franklin Resources	A	2.27	0.10
2007-09-03	SEPR	Sepracor	D	-2.92	0.10					
2007-09-03	XLNX	Xilinx	C	-1.86	0.20	WFR	SunEdison	A	2.38	0.20
2007-09-03	ETR	Entergy	C	-1.86	0.00	PPL	Ppl	A	2.27	0.00
2007-09-03	SEE	Sealed Air	C	-1.87	0.30	CMI	Cummins	A	2.35	0.30
2007-09-03	S	Sprint Nextel	C	-1.86	0.70	EQ	Embarq	A	2.26	0.70
2007-09-03	6758	Sony	C	-1.87	0.40	TSN	Tyson Foods	A	2.27	0.40
2007-09-03	AMP	Amp	C	-1.84	0.60	HPQ	Hewlett-Packard	A	2.27	0.60
2007-09-03	CYN	City National	C	-1.85	0.10	NTRS	Northern Trust	A	2.26	0.10
2007-09-03	ORI	Old Republic International	D	-2.87	0.00	UNM	Unum	A	2.25	0.00
2007-09-03	AW	Allied Waste	C	-1.85	0.10	TEX	Terex	A	2.34	0.10
2007-09-03	QWST	Qwest Communications	C	-1.86	0.50	CTL	Centurylink	A	2.24	0.50

Date	Ticker	Name	R	SM	W (%)	Ticker	Name	R	SM	W (%)
2007-09-03	MRO	Marathon Oil	C	-1.86	0.30	NOV	National Oilwell Varco	A	2.36	0.30
2007-09-03	VIE	Veolia Environnement	C	-1.85	0.50	CEG	Constellation Energy	A	2.27	0.50
2007-09-03	SBUX	Starbucks	D	-2.88	0.40	DJ	Dow Jones & Co International	A	2.29	0.40
2007-09-03	IMO	Imperial Oil	C	-1.85	0.40	IFF	Flavors & Fragrances	A	2.26	0.40
2007-09-03	ACA	Credit Agricole	D	-2.87	0.40	DHR	Danaher	A	2.26	0.40
2007-09-03	GCC	C&c	D	-2.93	0.20					
2007-09-03	MCK	Mckesson	C	-1.85	0.30	TIF	Tiffany	A	2.29	0.30
2007-09-03	WYE	Wyeth	C	-1.87	0.70	BAX	Baxter International	A	2.25	0.70
2007-09-03	TWX	Time Warner	C	-1.86	0.50	SVU	Supervalu	A	2.27	0.50
2007-09-03	WB	Wachovia	D	-2.86	0.20	PFG	Principal Financial	A	2.25	0.20
2007-09-03	UPM	Upm-kymmene	D	-2.87	0.10	COL	Rockwell Collins	A	2.26	0.10
2007-09-03	MEE	Massey Energy Corp	D	-2.89	0.10	SIAL	Sigma Aldrich	A	2.27	0.10
2007-09-03	GFTU	Grafton	D	-2.87	0.30	NCR	Ncr	A	2.26	0.30
2007-09-03	CSE	CapitalSource	D	-2.90	0.30	CBSS	Compass Bancshares	A	2.25	0.30
2007-09-03	BIRG	Bank Of Ireland	D	-2.88	0.60	HON	Honeywell International	A	2.26	0.60
2007-10-01	AMD	Advanced Micro Devices	D	-2.86	0.10	AAPL	Apple	A	2.74	0.10
2007-10-01	AMGN	Amgen	D	-2.88	0.20	CELG	Celgene	A	2.89	0.20
2007-10-01	AMR	AMR Corp	C	-1.90	0.30	AMZN	Amazon.com	A	2.52	0.30
2007-10-01	SU	Schneider Electric	C	-1.86	0.60	MON	Monsanto	A	2.50	0.60
2007-10-01	SIE	Siemens	C	-1.85	0.30	FLR	Fluor	A	2.33	0.30
2007-10-01	ANTM	Anthem	C	-1.85	0.10	GILD	Gilead Sciences	A	2.45	0.10
2007-10-01	AVP	Avon Products	C	-1.85	0.30	GT	Goodyear Tire & Rubber	A	2.51	0.30
2007-10-01	BBY	Best Buy	D	-2.87	0.60	HLT	Hilton Hotels Corp	A	2.33	0.60
2007-10-01	TSCO	Tesco	C	-1.85	0.20	NVDA	Nvidia	A	2.33	0.20
2007-10-01	CI	Cigna	C	-1.84	0.30	TMO	Thermo Fisher Scientific	A	2.40	0.30
2007-10-01	551	Yue Yuen Industrial	D	-2.87	0.10	VRSN	Verisign	A	2.33	0.10
2007-10-01	EQR	Equity Residential	D	-2.87	0.30	L	Loews	A	2.44	0.30
2007-10-01	KSP	Kingspan	C	-1.88	0.20	LUK	Leucadia National	A	2.32	0.20
2007-10-01	MCHP	Microchip Technology	C	-1.85	0.20	JNPR	Juniper Networks	A	2.50	0.20
2007-10-01	9433	Kddi	C	-1.86	1.30	PCAR	Paccar	A	2.31	1.30
2007-10-01	FITB	Fifth Third Bancorp	D	-2.87	0.10	JNS	Janus Capital	A	2.35	0.10
2007-10-01	6981	Murata Manufacturing	C	-1.85	0.10	GR	Goodrich	A	2.31	0.10
2007-10-01	KWKAQ	Quicksilver Rscs	C	-1.84	0.20	WMB	Williams Companies	A	3.00	0.20
2007-10-01	LLY	Eli Lilly	C	-1.84	1.10	ESRX	Express Scripts Holding	A	2.31	1.10
2007-10-01	LOW	Lowe's Companies	D	-2.86	1.40	TIF	Tiffany	A	2.30	1.40
2007-10-01	LB	L Brands	D	-2.87	0.20	APOL	Apollo Educat Grp	A	2.30	0.20
2007-10-01	ROG	Roche	D	-2.85	1.60	CIEN	Ciena	A	2.29	1.60
2007-10-01	MMC	Marsh & McLennan Cos	D	-2.87	0.30	PFG	Principal Financial	A	2.29	0.30
2007-10-01	NRTLQ	Nortel Networks Corporation	D	-2.92	0.10					
2007-10-01	DGE	Diageo	C	-1.83	0.60	WFT	Weatherford International	A	2.29	0.60
2007-10-01	SZE	Suez	C	-1.84	0.40	COL	Rockwell Collins	A	2.28	0.40
2007-10-01	SGB	St.George Bank	C	-1.84	0.20	CEG	Constellation Energy International	A	2.28	0.20
2007-10-01	SAN	Sanofi	D	-2.86	0.40	IFF	Flavors & Fragrances	A	2.28	0.40
2007-10-01	VMC	Vulcan Materials Co	C	-1.88	0.40	PCP	Precision Castparts	A	2.46	0.40
2007-10-01	RHT	Red Hat	D	-2.86	0.30	WFR	SunEdison	A	2.37	0.30
2007-10-01	X	United States Steel	C	-1.86	0.40	NUE	Nucor	A	2.43	0.40
2007-10-01	ZION	Zions Bancorp	D	-2.87	0.10	NTRS	Northern Trust	A	2.29	0.10
2007-10-01	XLNX	Xilinx	C	-1.85	0.20	BMC	BMC Software	A	2.36	0.20
2007-10-01	ETR	Entergy	C	-1.85	0.00	AYE	Allegheny Energy	A	2.33	0.00
2007-10-01	SEE	Sealed Air	D	-2.87	0.10	TEX	Terex	A	2.39	0.10
2007-10-01	S	Sprint Nextel	C	-1.86	0.70	AT	Alltel Corp	A	2.24	0.70

Date	Ticker	Name	R	SM	W (%)	Ticker	Name	R	SM	W (%)
2007-10-01	6758	Sony	C	-1.87	0.40	DHR	Danaher	A	2.28	0.40
2007-10-01	CYN	City National	C	-1.85	0.10	UNM	Unum	A	2.26	0.10
2007-10-01	ORI	Old Republic International	D	-2.86	0.00	AOC	Aon plc	A	2.23	0.00
2007-10-01	AW	Allied Waste	C	-1.84	0.10	CMI	Cummins	A	2.39	0.10
2007-10-01	QWST	Qwest Communications	C	-1.85	0.50	EQ	Embarq	A	2.24	0.50
2007-10-01	MRO	Marathon Oil	C	-1.86	0.50	NOV	National Oilwell Varco	A	2.41	0.50
2007-10-01	AIR	Airbus	D	-2.85	0.50	HON	Honeywell International	A	2.28	0.50
2007-10-01	SBUX	Starbucks	D	-2.89	0.40	DJ	Dow Jones & Co	A	2.29	0.40
2007-10-01	VMED	Virgin Media Inc.	D	-2.86	0.20	EBAY	Ebay	A	2.29	0.20
2007-10-01	ACA	Credit Agricole	D	-2.87	0.40	HPQ	Hewlett-Packard	A	2.28	0.40
2007-10-01	GCC	C&c	D	-2.92	0.30					
2007-10-01	WYE	Wyeth	D	-2.87	0.60	WAT	Waters	A	2.28	0.60
2007-10-01	TWX	Time Warner	D	-2.86	0.50	JWN	Nordstrom	A	2.24	0.50
2007-10-01	WB	Wachovia	D	-2.86	0.30	BK	Bank Of New York Mellon	A	2.22	0.30
2007-10-01	C	Citigroup	D	-2.86	1.20	HCBK	Hudson City Bancorp	A	2.22	1.20
2007-10-01	UPM	Upm-kymmene	D	-2.86	0.10	PKI	Perkinelmer	A	2.28	0.10
2007-10-01	TGT	Target	C	-1.85	1.20	YUM	Yum Brands	A	2.24	1.20
2007-10-01	MEE	Massey Energy Corp	D	-2.88	0.10	SIAL	Sigma Aldrich	A	2.30	0.10
2007-10-01	AIB	Allied Irish Banks	D	-2.88	0.60	LH	Laboratory Corp Of America	A	2.27	0.60
2007-10-01	GFTU	Grafton	D	-2.89	0.30	APD	Air Products & Chemicals	A	2.27	0.30
2007-10-01	DPW	Deutsche Post	D	-2.87	0.60	PPL	Ppl	A	2.27	0.60
2007-10-01	CSE	CapitalSource	D	-2.88	0.30	PCL	Plum Creek Timber Co	A	2.22	0.30
2007-10-01	BIRG	Bank Of Ireland	D	-2.88	0.60	PX	Praxair	A	2.27	0.60
2007-11-01	ABT	Abbott Laboratories	C	-1.84	0.60	CELG	Celgene	A	2.79	0.60
2007-11-01	AMD	Advanced Micro Devices	D	-2.85	0.10	AAPL	Apple	A	2.88	0.10
2007-11-01	AMR	AMR Corp	D	-2.90	0.30					
2007-11-01	SU	Schneider Electric	C	-1.86	0.70	NBL	Noble Energy	A	2.77	0.70
2007-11-01	SIE	Siemens	C	-1.86	0.20	GT	Goodyear Tire & Rubber	A	2.50	0.20
2007-11-01	ANTM	Anthem	C	-1.85	0.10	GILD	Gilead Sciences	A	2.49	0.10
2007-11-01	7203	Toyota Motor	D	-2.87	0.50	NOV	National Oilwell Varco	A	2.39	0.50
2007-11-01	BA	Boeing	C	-1.85	0.60	JEC	Jacobs Engineering	A	2.75	0.60
2007-11-01	CAT	Caterpillar	C	-1.86	1.60	PCP	Precision Castparts	A	2.46	1.60
2007-11-01	551	Yue Yuen Industrial	D	-2.86	0.10	ESRX	Express Scripts Holding	A	2.36	0.10
2007-11-01	EQR	Equity Residential	D	-2.88	0.30	L	Loews	A	2.43	0.30
2007-11-01	KSP	Kingspan	D	-2.88	0.20	GOOGL	Google Class A	A	2.32	0.20
2007-11-01	MCHP	Microchip Technology	C	-1.87	0.20	JNPR	Juniper Networks	A	2.47	0.20
2007-11-01	DUK	Duke Energy	C	-1.85	0.10	AYE	Allegheny Energy	A	2.37	0.10
2007-11-01	8358	Suruga Bank	D	-2.85	0.20	WAT	Waters	A	2.32	0.20
2007-11-01	9433	Kddi	C	-1.87	1.30	LUK	Leucadia National	A	2.32	1.30
2007-11-01	FITB	Fifth Third Bancorp	D	-2.88	0.10	JNS	Janus Capital	A	2.39	0.10
2007-11-01	6981	Murata Manufacturing	C	-1.88	0.00	VRSN	Verisign	A	2.32	0.00
2007-11-01	LOW	Lowe's Companies	D	-2.88	1.30	AMZN	Amazon.com	A	2.48	1.30
2007-11-01	LB	L Brands	D	-2.88	0.20	EXPE	Expedia	A	2.41	0.20
2007-11-01	ROG	Roche	D	-2.86	1.50	NVDA	Nvidia	A	2.31	1.50
2007-11-01	MMC	Marsh & McLennan Cos	D	-2.87	0.30	NTRS	Northern Trust	A	2.31	0.30
2007-11-01	NRTLQ	Nortel Networks Corporation	D	-2.93	0.10					
2007-11-01	PAYX	Paychex	C	-1.85	0.30	CMI	Cummins	A	2.35	0.30
2007-11-01	PPG	Ppg Industries	C	-1.85	0.50	SIAL	Sigma Aldrich	A	2.30	0.50
2007-11-01	GFF	Goodman Fielder	C	-1.87	0.10	CEG	Constellation Energy	A	2.30	0.10
2007-11-01	ROH	Rohm & Haas	C	-1.86	1.10	IFF	International Flavors & Fragrances	A	2.27	1.10

Date	Ticker	Name	R	SM	W (%)	Ticker	Name	R	SM	W (%)
2007-11-01	TXN	Texas Instruments	C	-1.86	0.80	WFR	SunEdison	A	2.43	0.80
2007-11-01	VMC	Vulcan Materials Co	C	-1.89	0.40	FLR	Fluor	A	2.34	0.40
2007-11-01	WM	Waste Management	C	-1.85	0.30	GR	Goodrich	A	2.30	0.30
2007-11-01	RHT	Red Hat	D	-2.85	0.30	BMC	BMC Software	A	2.38	0.30
2007-11-01	X	United States Steel	C	-1.87	0.40	PX	Praxair	A	2.26	0.40
2007-11-01	ZION	Zions Bancorp	D	-2.89	0.10	PFG	Principal Financial	A	2.30	0.10
2007-11-01	XLNX	Xilinx	C	-1.87	0.20	CIEN	Ciena	A	2.35	0.20
2007-11-01	FP	Total	C	-1.86	0.10	PPL	Ppl	A	2.28	0.10
2007-11-01	SEE	Sealed Air	D	-2.88	0.10	COL	Rockwell Collins	A	2.28	0.10
2007-11-01	S	Sprint Nextel	D	-2.88	0.60	AT	Alltel Corp	A	2.24	0.60
2007-11-01	6758	Sony	C	-1.86	0.40	BIIB	Biogen	A	2.28	0.40
2007-11-01	6971	Kyocera	D	-2.88	0.40	HPQ	Hewlett-Packard	A	2.28	0.40
2007-11-01	A	Agilent Technologies	C	-1.85	0.60	DHR	Danaher	A	2.28	0.60
2007-11-01	CYN	City National	C	-1.86	0.10	UNM	Unum	A	2.26	0.10
2007-11-01	CBS	Cbs	C	-1.87	0.40	APOL	Apollo Educat Grp	A	2.39	0.40
2007-11-01	ORI	Old Republic International	D	-2.89	0.00	BK	Bank Of New York Mellon	A	2.23	0.00
2007-11-01	AW	Allied Waste	C	-1.85	0.10	HON	Honeywell International	A	2.27	0.10
2007-11-01	QWST	Qwest Communications	C	-1.89	0.40	EQ	Embarq	A	2.22	0.40
2007-11-01	MRO	Marathon Oil	C	-1.85	0.50	WMB	Williams Companies	A	3.00	0.50
2007-11-01	SBUX	Starbucks	D	-2.89	0.40	DJ	Dow Jones & Co	A	2.29	0.40
2007-11-01	MG	Magna International	C	-1.85	0.30	NKE	Nike	A	2.28	0.30
2007-11-01	VMED	Virgin Media Inc.	D	-2.88	0.20	TIF	Tiffany	A	2.29	0.20
2007-11-01	RPM	Rpm International	C	-1.86	0.20	APD	Air Products & Chemicals	A	2.26	0.20
2007-11-01	ACA	Credit Agricole	D	-2.88	0.40	BAX	Baxter International	A	2.27	0.40
2007-11-01	GCC	C&c	D	-2.93	0.30					
2007-11-01	WYE	Wyeth	D	-2.87	0.60	TMO	Thermo Fisher Scientific	A	2.40	0.60
2007-11-01	TWX	Time Warner	D	-2.87	0.50	YUM	Yum Brands	A	2.27	0.50
2007-11-01	BEAM	Beam Inc	C	-1.85	0.60	MON	Monsanto	A	2.55	0.60
2007-11-01	WB	Wachovia	D	-2.88	0.20	GS	Goldman Sachs	A	2.23	0.20
2007-11-01	C	Citigroup	D	-2.88	1.00	AOC	Aon plc	A	2.23	1.00
2007-11-01	UPM	Upm-kymmene	D	-2.87	0.10	LLL	L-3 Communications	A	2.27	0.10
2007-11-01	TGT	Target	C	-1.86	1.10	EBAY	Ebay	A	2.25	1.10
2007-11-01	AIB	Allied Irish Banks	D	-2.88	0.60	HES	Hess	A	2.27	0.60
2007-11-01	GFTU	Grafton	D	-2.90	0.30					
2007-11-01	DPW	Deutsche Post	D	-2.87	0.70	CTXS	Citrix Systems	A	2.26	0.70
2007-11-01	CSE	CapitalSource	D	-2.90	0.20	FII	Federated Investors	A	2.23	0.20
2007-11-01	BIRG	Bank Of Ireland	D	-2.89	0.50	WFT	Weatherford International	A	2.26	0.50
2007-12-03	AMD	Advanced Micro Devices	D	-2.89	0.10	AAPL	Apple	A	2.84	0.10
2007-12-03	AMR	AMR Corp	D	-2.92	0.30					
2007-12-03	SU	Schneider Electric	C	-1.86	0.70	NBL	Noble Energy	A	2.75	0.70
2007-12-03	7203	Toyota Motor	D	-2.88	0.40	GT	Goodyear Tire & Rubber	A	2.48	0.40
2007-12-03	BA	Boeing	C	-1.86	0.60	JEC	Jacobs Engineering	A	2.77	0.60
2007-12-03	CAT	Caterpillar	C	-1.86	1.60	CMI	Cummins	A	2.34	1.60
2007-12-03	EQR	Equity Residential	D	-2.89	0.20	L	Loews	A	2.42	0.20
2007-12-03	DD	E.i. Du Pont De Nemours	D	-2.85	0.60	SIAL	Sigma Aldrich	A	2.31	0.60
2007-12-03	KSP	Kingspan	D	-2.89	0.20	NOV	National Oilwell Varco	A	2.39	0.20
2007-12-03	MCHP	Microchip Technology	D	-2.88	0.20	WFR	SunEdison	A	2.46	0.20
2007-12-03	8358	Suruga Bank	D	-2.86	0.20	TMO	Thermo Fisher Scientific	A	2.39	0.20
2007-12-03	9433	Kddi	C	-1.88	1.20	ESRX	Express Scripts Holding	A	2.39	1.20
2007-12-03	FAST	Fastenal	C	-1.87	0.20	FLR	Fluor	A	2.33	0.20
2007-12-03	FITB	Fifth Third Bancorp	D	-2.88	0.10	JNS	Janus Capital	A	2.40	0.10
2007-12-03	6981	Murata Manufacturing	D	-2.88	0.00	AYE	Allegheny Energy	A	2.38	0.00

Date	Ticker	Name	R	SM	W (%)	Ticker	Name	R	SM	W (%)
2007-12-03	7012	Kawasaki Heavy Industries	D	-2.89	0.20	WAT	Waters	A	2.33	0.20
2007-12-03	LOW	Lowe's Companies	D	-2.88	1.20	EXPE	Expedia	A	2.42	1.20
2007-12-03	LB	L Brands	D	-2.89	0.20	APOL	Apollo Educat Grp	A	2.37	0.20
2007-12-03	MMC	Marsh & McLennan Cos	D	-2.87	0.30	NTRS	Northern Trust	A	2.34	0.30
2007-12-03	NRTLQ	Nortel Networks Corporation	D	-2.93	0.10					
2007-12-03	PAYX	Paychex	C	-1.86	0.30	GR	Goodrich	A	2.32	0.30
2007-12-03	PPG	Ppg Industries	C	-1.86	0.40	APD	Air Products & Chemicals	A	2.27	0.40
2007-12-03	GFF	Goodman Fielder	D	-2.88	0.10	CIEN	Ciena	A	2.32	0.10
2007-12-03	ROH	Rohm & Haas	C	-1.85	1.20	PX	Praxair	A	2.27	1.20
2007-12-03	CRH	Crh	D	-2.89	0.40	CEG	Constellation Energy	A	2.32	0.40
2007-12-03	TXN	Texas Instruments	C	-1.87	0.80	JNPR	Juniper Networks	A	2.41	0.80
2007-12-03	VMC	Vulcan Materials Co	D	-2.88	0.40	DHR	Danaher	A	2.29	0.40
2007-12-03	WM	Waste Management	D	-2.86	0.30	LLL	L-3 Communications	A	2.28	0.30
2007-12-03	RHT	Red Hat	D	-2.86	0.30	VRSN	Verisign International	A	2.39	0.30
2007-12-03	X	United States Steel	C	-1.87	0.40	IFF	Flavors & Fragrances	A	2.26	0.40
2007-12-03	ZION	Zions Bancorp	D	-2.90	0.10	PFG	Principal Financial	A	2.29	0.10
2007-12-03	XLNX	Xilinx	D	-2.88	0.20	BMC	BMC Software	A	2.38	0.20
2007-12-03	FP	Total	C	-1.86	0.10	GOOGL	Google Class A	A	2.31	0.10
2007-12-03	SEE	Sealed Air	D	-2.88	0.10	COL	Rockwell Collins	A	2.27	0.10
2007-12-03	S	Sprint Nextel	D	-2.89	0.60	EQ	Embarq	A	2.21	0.60
2007-12-03	6758	Sony	C	-1.86	0.40	LUK	Leucadia National	A	2.30	0.40
2007-12-03	6971	Kyocera	D	-2.88	0.40	NKE	Nike	A	2.29	0.40
2007-12-03	A	Agilent Technologies	C	-1.84	0.70	TXT	Textron	A	2.27	0.70
2007-12-03	CYN	City National	D	-2.86	0.10	UNM	Unum	A	2.25	0.10
2007-12-03	CBS	Cbs	D	-2.87	0.30	DJ	Dow Jones & Co	A	2.29	0.30
2007-12-03	ORI	Old Republic International	D	-2.90	0.00	AOC	Aon plc	A	2.25	0.00
2007-12-03	AW	Allied Waste	D	-2.87	0.10	HON	Honeywell International	A	2.26	0.10
2007-12-03	QWST	Qwest Communications	C	-1.89	0.40	WMB	Williams Companies	A	3.00	0.40
2007-12-03	SHPG	Shire Adr	C	-1.85	0.60	CELG	Celgene	A	2.74	0.60
2007-12-03	SBUX	Starbucks	D	-2.90	0.40					
2007-12-03	MG	Magna International	C	-1.86	0.30	PPL	Ppl	A	2.29	0.30
2007-12-03	VMED	Virgin Media Inc.	D	-2.89	0.20	TIF	Tiffany	A	2.27	0.20
2007-12-03	RPM	Rpm International	C	-1.87	0.20	BTU	Peabody Energy Corp	A	2.24	0.20
2007-12-03	ACA	Credit Agricole	D	-2.89	0.40	BIIB	Biogen	A	2.29	0.40
2007-12-03	GCC	C&c	D	-2.95	0.20					
2007-12-03	WYE	Wyeth	D	-2.86	0.60	GILD	Gilead Sciences	A	2.49	0.60
2007-12-03	TWX	Time Warner	D	-2.88	0.50	SVU	Supervalu	A	2.26	0.50
2007-12-03	BEAM	Beam Inc	C	-1.86	0.60	MON	Monsanto	A	2.60	0.60
2007-12-03	WB	Wachovia	D	-2.88	0.20	BK	Bank Of New York Mellon	A	2.24	0.20
2007-12-03	C	Citigroup	D	-2.90	0.90					
2007-12-03	UPM	Upm-kymmene	D	-2.88	0.10	HES	Hess	A	2.28	0.10
2007-12-03	TGT	Target	C	-1.86	1.20	YUM	Yum Brands	A	2.25	1.20
2007-12-03	AIB	Allied Irish Banks	D	-2.89	0.50	NVDA	Nvidia	A	2.28	0.50
2007-12-03	UPS	United Parcel Service	C	-1.84	0.20	PLL	Pall Corp	A	2.25	0.20
2007-12-03	GFTU	Grafton	D	-2.92	0.20					
2007-12-03	CSE	CapitalSource	D	-2.90	0.20					
2007-12-03	BIRG	Bank Of Ireland	D	-2.91	0.50					
2008-01-01	AMD	Advanced Micro Devices	D	-2.91	0.10					
2008-01-01	AMGN	Amgen	D	-2.87	0.20	GILD	Gilead Sciences	A	2.49	0.20
2008-01-01	AMR	AMR Corp	D	-2.94	0.20					
2008-01-01	SU	Schneider Electric	C	-1.86	0.70	NOV	National Oilwell Varco	A	2.41	0.70
2008-01-01	CS	Axa	D	-2.87	0.20	AYE	Allegheny Energy	A	2.40	0.20
2008-01-01	7203	Toyota Motor	D	-2.88	0.40	HES	Hess	A	2.38	0.40
2008-01-01	BA	Boeing	C	-1.86	0.60	JEC	Jacobs Engineering	A	2.85	0.60

Date	Ticker	Name	R	SM	W (%)	Ticker	Name	R	SM	W (%)
2008-01-01	PMI	PMI	D	-2.96	0.00					
2008-01-01	BAC	Bank Of America	D	-2.87	0.60	L	Loews	A	2.45	0.60
2008-01-01	CAT	Caterpillar	C	-1.84	1.50	CMI	Cummins	A	2.37	1.50
2008-01-01	EQR	Equity Residential	D	-2.89	0.20	JNS	Janus Capital	A	2.39	0.20
2008-01-01	7011	Mitsubishi Heavy Industries	D	-2.91	0.20					
2008-01-01	DD	E.i. Du Pont De Nemours	D	-2.86	0.50	PX	Praxair	A	2.28	0.50
2008-01-01	KSP	Kingspan	D	-2.92	0.10					
2008-01-01	MCHP	Microchip Technology	D	-2.88	0.40	WFR	SunEdison	A	2.54	0.40
2008-01-01	9433	Kddi	C	-1.87	0.80	RRC	Range Resources	A	2.34	0.80
2008-01-01	FAST	Fastenal	C	-1.87	0.30	FLR	Fluor	A	2.33	0.30
2008-01-01	GE	General Electric	C	-1.85	1.40	GR	Goodrich	A	2.31	1.40
2008-01-01	GLW	Corning	C	-1.85	0.70	JNPR	Juniper Networks	A	2.45	0.70
2008-01-01	6981	Murata Manufacturing International	D	-2.89	0.00	CEG	Constellation Energy	A	2.33	0.00
2008-01-01	IP	International Paper	D	-2.87	0.50	BTU	Peabody Energy Corp	A	2.27	0.50
2008-01-01	ITW	Illinois Tool Works	C	-1.85	0.20	DHR	Danaher	A	2.30	0.20
2008-01-01	IL0A	Permanent Tsb	D	-2.91	0.30					
2008-01-01	LOW	Lowe's Companies	D	-2.89	1.10	GME	Gamestop Corp New	A	2.56	1.10
2008-01-01	LB	L Brands	D	-2.89	0.20	EXPE	Expedia	A	2.40	0.20
2008-01-01	ROG	Roche	D	-2.85	2.00	GOOGL	Google Class A	A	2.31	2.00
2008-01-01	MDT	Medtronic	D	-2.86	0.50	ESRX	Express Scripts Holding	A	2.41	0.50
2008-01-01	MMC	Marsh & McLennan Cos	D	-2.87	0.40	NTRS	Northern Trust	A	2.33	0.40
2008-01-01	MOT	Motorola Solutions	D	-2.86	0.40	BMC	BMC Software	A	2.41	0.40
2008-01-01	NRTLQ	Nortel Networks Corporation	D	-2.93	0.10					
2008-01-01	PAYX	Paychex	D	-2.87	0.30	TT	Trane	A	2.29	0.30
2008-01-01	PDCO	Patterson Companies	D	-2.86	0.30	TMO	Thermo Fisher Scientific	A	2.40	0.30
2008-01-01	PPG	Ppg Industries	C	-1.86	0.40	APD	Air Products & Chemicals	A	2.27	0.40
2008-01-01	GFF	Goodman Fielder	D	-2.88	0.10	NVDA	Nvidia	A	2.30	0.10
2008-01-01	RHI	Robert Half International	D	-2.88	0.10	HON	Honeywell International	A	2.28	0.10
2008-01-01	T	At&t	C	-1.84	1.70	WMB	Williams Companies	A	3.00	1.70
2008-01-01	CRH	Crh	D	-2.90	0.30	PPL	Ppl	A	2.29	0.30
2008-01-01	SYY	Sysco	D	-2.85	0.20	APOL	Apollo Educat Grp	A	2.35	0.20
2008-01-01	TIN	Temple Inland	D	-2.93	0.10					
2008-01-01	TXN	Texas Instruments	C	-1.86	0.90	VRSN	Verisign	A	2.37	0.90
2008-01-01	VMC	Vulcan Materials Co	D	-2.89	0.30	COL	Rockwell Collins	A	2.27	0.30
2008-01-01	WFC	Wells Fargo	D	-2.87	0.30	PFG	Principal Financial	A	2.31	0.30
2008-01-01	WM	Waste Management	D	-2.86	0.30	TXT	Textron	A	2.27	0.30
2008-01-01	WWY	Wrigley	C	-1.86	0.20	GT	Goodyear Tire & Rubber	A	2.48	0.20
2008-01-01	ZION	Zions Bancorp	D	-2.91	0.10					
2008-01-01	ASML	Asml	C	-1.86	0.20	WFT	Weatherford International	A	2.28	0.20
2008-01-01	FP	Total	C	-1.85	0.10	APC	Anadarko Petroleum	A	2.28	0.10
2008-01-01	SEE	Sealed Air	D	-2.89	0.00	LLL	L-3 Communications	A	2.27	0.00
2008-01-01	S	Sprint Nextel	D	-2.91	0.50					
2008-01-01	6971	Kyocera	D	-2.88	0.40	NKE	Nike	A	2.28	0.40
2008-01-01	A	Agilent Technologies	C	-1.84	0.70	CSX	Csx	A	2.25	0.70
2008-01-01	AMP	Amp	D	-2.85	0.60	APA	Apache	A	2.28	0.60
2008-01-01	CYN	City National	D	-2.87	0.10	STT	State Street	A	2.24	0.10
2008-01-01	CBS	Cbs	D	-2.87	0.30	YUM	Yum Brands	A	2.26	0.30
2008-01-01	ORI	Old Republic International	D	-2.89	0.00	SCHW	Charles Schwab	A	2.24	0.00
2008-01-01	AW	Allied Waste	D	-2.87	0.10	RRD	R.r.donnelley&sons	A	2.22	0.10
2008-01-01	QWST	Qwest Communications	D	-2.89	0.40	NBL	Noble Energy	A	2.81	0.40
2008-01-01	MTG	Mgic Investment	D	-2.95	0.10					

Date	Ticker	Name	R	SM	W (%)	Ticker	Name	R	SM	W (%)
2008-01-01	SHPG	Shire Adr	C	-1.86	0.60	WAT	Waters	A	2.33	0.60
2008-01-01	KSS	Kohl's	D	-2.90	0.20					
2008-01-01	SBUX	Starbucks	D	-2.91	0.30					
2008-01-01	MG	Magna International	D	-2.87	0.30	HPQ	Hewlett-Packard	A	2.28	0.30
2008-01-01	VMED	Virgin Media Inc.	D	-2.90	0.10					
2008-01-01	RPM	Rpm International	D	-2.86	0.20	IFF	International Flavors & Fragrances	A	2.25	0.20
2008-01-01	BMY	Bristol-myers Squibb	C	-1.86	0.60	BAX	Baxter International	A	2.27	0.60
2008-01-01	GCC	C&c	D	-2.94	0.20					
2008-01-01	TWX	Time Warner	D	-2.88	0.50	CVS	Cvs Health	A	2.24	0.50
2008-01-01	BEAM	Beam Inc	D	-2.86	0.60	LUK	Leucadia National	A	2.31	0.60
2008-01-01	USB	Us Bancorp	D	-2.84	1.00	AOC	Aon plc	A	2.24	1.00
2008-01-01	WB	Wachovia	D	-2.89	0.20	CME	Cme	A	2.23	0.20
2008-01-01	C	Citigroup	D	-2.91	1.00					
2008-01-01	UPM	Upm-kymmene	D	-2.89	0.10	CL	Colgate-palmolive	A	2.27	0.10
2008-01-01	TGT	Target	D	-2.88	1.00	EBAY	Ebay	A	2.24	1.00
2008-01-01	UPS	United Parcel Service	C	-1.85	0.20	ROK	Rockwell Automation	A	2.21	0.20
2008-01-01	GFTU	Grafton	D	-2.93	0.20					
2008-01-01	CSE	CapitalSource	D	-2.85	0.30	PCL	Plum Creek Timber Co	A	2.23	0.30
2008-01-01	CKL1	Anglo Irish Bank	D	-2.89	0.10	PEG	Public Service Enterprise	A	2.27	0.10
2008-01-01	BIRG	Bank Of Ireland	D	-2.91	0.60					
2008-02-01	AAPL	Apple	C	-1.89	0.40	WFR	SunEdison	A	2.46	0.40
2008-02-01	8058	Mitsubishi	C	-1.88	0.50	ESV	Ensco	A	2.22	0.50
2008-02-01	AMD	Advanced Micro Devices	D	-2.91	0.10					
2008-02-01	AMGN	Amgen	D	-2.86	0.20	GILD	Gilead Sciences	A	2.49	0.20
2008-02-01	DVN	Devon Energy	C	-1.85	0.50	NBL	Noble Energy	A	2.75	0.50
2008-02-01	AMR	AMR Corp	D	-2.94	0.20					
2008-02-01	SU	Schneider Electric	D	-2.88	0.60	COP	Conocophillips	A	2.22	0.60
2008-02-01	CS	Axa	D	-2.89	0.20	AGN	Allergan	A	2.21	0.20
2008-02-01	7203	Toyota Motor	D	-2.88	0.40	XTO	XTO Energy Inc	A	2.21	0.40
2008-02-01	AVP	Avon Products	C	-1.86	0.30	NKE	Nike	A	2.27	0.30
2008-02-01	BA	Boeing	D	-2.87	0.60	TT	Trane	A	2.28	0.60
2008-02-01	PMI	PMI	D	-2.97	0.00					
2008-02-01	BAC	Bank Of America	D	-2.86	0.70	L	Loews	A	2.42	0.70
2008-02-01	500312	Oil & Natural Gas	C	-1.87	0.30	BCR	C R Bard	A	2.21	0.30
2008-02-01	CAT	Caterpillar	C	-1.84	1.60	GR	Goodrich	A	2.28	1.60
2008-02-01	TSCO	Tesco	C	-1.86	0.20	GENZ	Genzyme General	A	2.21	0.20
2008-02-01	EQR	Equity Residential	D	-2.89	0.30	NTRS	Northern Trust	A	2.32	0.30
2008-02-01	7011	Mitsubishi Heavy Industries	D	-2.92	0.10					
2008-02-01	7731	Nikon	C	-1.89	0.30	WU	The Western Union	A	2.21	0.30
2008-02-01	DD	E.i. Du Pont De Nemours	D	-2.86	0.60	PX	Praxair	A	2.27	0.60
2008-02-01	KSP	Kingspan	D	-2.93	0.10					
2008-02-01	MCHP	Microchip Technology	D	-2.87	0.40	BMC	BMC Software	A	2.39	0.40
2008-02-01	9433	Kddi	D	-2.89	0.70	SCHW	Charles Schwab	A	2.21	0.70
2008-02-01	FAST	Fastenal	C	-1.86	0.30	HON	Honeywell International	A	2.28	0.30
2008-02-01	FCX	Freeport-mcmoran	C	-1.87	0.50	APD	Air Products & Chemicals	A	2.25	0.50
2008-02-01		Fidelity National Information Services	D	-2.87	0.80	LLL	L-3 Communications	A	2.27	0.80
2008-02-01	GE	General Electric	C	-1.86	1.50	DHR	Danaher	A	2.26	1.50
2008-02-01	GLW	Corning	C	-1.85	0.70	VRSN	Verisign	A	2.35	0.70
2008-02-01	6981	Murata Manufacturing	D	-2.90	0.00	CME	Cme	A	2.20	0.00
2008-02-01	IP	International Paper	D	-2.87	0.50	BTU	Peabody Energy Corp	A	2.25	0.50
2008-02-01	ITW	Illinois Tool Works	C	-1.86	0.20	TXT	Textron	A	2.22	0.20
2008-02-01	IL0A	Permanent Tsb	D	-2.92	0.30					
2008-02-01	LLTC	Linear Technology	D	-2.88	0.20	INTC	Intel	A	2.19	0.20
2008-02-01	LLY	Eli Lilly	D	-2.86	1.10	ESRX	Express Scripts Holding	A	2.37	1.10
2008-02-01	LOW	Lowe's Companies	D	-2.88	1.40	APOL	Apollo Educat Grp	A	2.40	1.40
2008-02-01	NOK	Nokia Adr	C	-1.85	1.10	DELL	Dell	A	2.16	1.10

Date	Ticker	Name	R	SM	W (%)	Ticker	Name	R	SM	W (%)
2008-02-01	LB	L Brands	D	-2.89	0.20	COST	Costco Wholesale	A	2.21	0.20
2008-02-01	ROG	Roche	D	-2.85	2.20	SO	Southern	A	2.20	2.20
2008-02-01	MDT	Medtronic	D	-2.86	0.50	BAX	Baxter International	A	2.28	0.50
2008-02-01	MOT	Motorola Solutions	D	-2.89	0.30	SYMC	Symantec	B	1.21	0.30
2008-02-01	MSFT	Microsoft	C	-1.86	1.80	CA	Ca	B	1.21	1.80
2008-02-01	NOC	Northrop Grumman	C	-1.84	0.90	CSX	Csx	A	2.21	0.90
2008-02-01	NRTLQ	Nortel Networks Corporation	D	-2.94	0.10					
2008-02-01	PAYX	Paychex	D	-2.88	0.30	CHRW	C.h.robinson Worldwide	A	2.20	0.30
2008-02-01	PDCO	Patterson Companies	D	-2.86	0.30	HUM	Humana	A	2.26	0.30
2008-02-01	PH	Parker-hannifin	C	-1.87	0.80	BNI	Burlington Northern	A	2.19	0.80
2008-02-01	PPG	Ppg Industries	D	-2.86	0.50	ECL	Ecolab	A	2.20	0.50
2008-02-01	GFF	Goodman Fielder	D	-2.89	0.10	EP	El Paso Corporation	A	2.20	0.10
2008-02-01	RHI	Robert Half International	D	-2.88	0.10	MWV	MeadWestvaco	A	2.19	0.10
2008-02-01	DGE	Diageo	C	-1.85	0.40	FE	Firstenergy	A	2.20	0.40
2008-02-01	T	At&t	C	-1.85	1.60	AYE	Allegheny Energy	A	2.35	1.60
2008-02-01	SGB	St.George Bank	D	-2.87	0.20	CCE	Coca-Cola Enterprises	A	2.20	0.20
2008-02-01	SLB	Schlumberger	C	-1.88	0.60	RRC	Range Resources	A	2.35	0.60
2008-02-01	CRH	Crh	D	-2.88	0.40	HCBK	Hudson City Bancorp	A	2.20	0.40
2008-02-01	SYY	Sysco	D	-2.86	0.20	WMT	Wal-mart Stores	A	2.20	0.20
2008-02-01	TIN	Temple Inland	D	-2.94	0.10					
2008-02-01	TROW	T Rowe Price	C	-1.87	0.20	PFG	Principal Financial	A	2.28	0.20
2008-02-01	TXN	Texas Instruments	C	-1.87	0.90	QCOM	Qualcomm	B	1.19	0.90
2008-02-01	UTX	United Technologies	C	-1.85	0.20	FISV	Fiserv	A	2.19	0.20
2008-02-01	VMC	Vulcan Materials Co	D	-2.90	0.30		Minnesota Mng.& Mfg	A	2.19	0.30
2008-02-01	WM	Waste Management	D	-2.86	0.30	R	Ryder System	B	1.24	0.30
2008-02-01	RHT	Red Hat	D	-2.85	0.30	CEG	Constellation Energy	A	2.31	0.30
2008-02-01	WWY	Wrigley	C	-1.86	0.20	CL	Colgate-palmolive	A	2.26	0.20
2008-02-01	ZION	Zions Bancorp	D	-2.90	0.10	STT	State Street	A	2.25	0.10
2008-02-01	CCO	Cameco	D	-2.91	0.10					
2008-02-01	ASML	Asml	C	-1.89	0.20	BDX	Becton Dickinson	A	2.20	0.20
2008-02-01	SEE	Sealed Air	D	-2.87	0.00	NSC	Norfolk Southern	B	1.19	0.00
2008-02-01	S	Sprint Nextel	D	-2.93	0.40					
2008-02-01	6971	Kyocera	D	-2.90	0.30	UST	UST Inc	A	2.19	0.30
2008-02-01	A	Agilent Technologies	C	-1.85	0.60	PPL	Ppl	A	2.28	0.60
2008-02-01	AMP	Amp	D	-2.87	0.50	K	Kellogg	A	2.19	0.50
2008-02-01	NHY	Norsk Hydro	C	-1.86	0.10	SRE	Sempra Energy	A	2.18	0.10
2008-02-01	CYN	City National	D	-2.88	0.10	FII	Federated Investors	A	2.24	0.10
2008-02-01	CBS	Cbs	D	-2.88	0.30	TJX	Tjx Companies	A	2.20	0.30
2008-02-01	ORI	Old Republic International	D	-2.89	0.00	AIZ	Assurant	A	2.22	0.00
2008-02-01	AW	Allied Waste	D	-2.88	0.10	PEG	Public Service Enterprise	A	2.26	0.10
2008-02-01	QWST	Qwest Communications	D	-2.91	0.30					
2008-02-01	MTG	Mgic Investment	D	-2.96	0.10					
2008-02-01	SHPG	Shire Adr	C	-1.88	0.50	WAT	Waters	A	2.26	0.50
2008-02-01	PENN	Penn National Gaming	C	-1.87	0.20	SVU	Supervalu	A	2.19	0.20
2008-02-01	KSS	Kohl's	D	-2.90	0.20					
2008-02-01	AIR	Airbus	D	-2.88	0.50	PG	Procter & Gamble	A	2.18	0.50
2008-02-01	SBUX	Starbucks	D	-2.92	0.30					
2008-02-01	MG	Magna International	D	-2.87	0.30	TE	Teco Energy	A	2.18	0.30
2008-02-01	VMED	Virgin Media Inc.	D	-2.91	0.10					
2008-02-01	RPM	Rpm International	D	-2.85	0.20	AA	Alcoa	A	2.20	0.20
2008-02-01	BMY	Bristol-myers Squibb	D	-2.88	0.60	HSP	Hospira	A	2.22	0.60
2008-02-01	SKS	Saks	D	-2.86	0.00	GPS	Gap	A	2.18	0.00
2008-02-01	GCC	C&c	D	-2.94	0.30					

Date	Ticker	Name	R	SM	W (%)	Ticker	Name	R	SM	W (%)
2008-02-01	TWX	Time Warner	D	-2.88	0.50	MCK	Mckesson	A	2.18	0.50
2008-02-01	ROP	Roper Technologies	C	-1.87	0.10	APC	Anadarko Petroleum	A	2.26	0.10
2008-02-01	BEAM	Beam Inc	D	-2.87	0.60	ADM	Archer Daniels Midland	A	2.24	0.60
2008-02-01	WB	Wachovia	D	-2.89	0.30	AOC	Aon plc	A	2.22	0.30
2008-02-01	C	Citigroup	D	-2.91	1.00					
2008-02-01	UPM	Upm-kymmene	D	-2.90	0.10	CLX	Clorox	A	2.18	0.10
2008-02-01	XOM	Exxon Mobil	C	-1.85	0.60	HES	Hess	A	2.35	0.60
2008-02-01	TGT	Target	D	-2.86	1.20	VIAB	Viacom	A	2.17	1.20
2008-02-01	VZ	Verizon Communications	C	-1.86	0.80	APA	Apache	A	2.26	0.80
2008-02-01	HPQ	Hp	C	-1.86	0.10	EOG	Eog Resources	A	2.23	0.10
2008-02-01	GFTU	Grafton	D	-2.93	0.20					
2008-02-01	CSE	CapitalSource	D	-2.85	0.30	PCL	Plum Creek Timber Co	A	2.22	0.30
2008-02-01	LKOD	Oil Company Lukoil Adr	C	-1.87	0.40	JNJ	Johnson & Johnson	A	2.18	0.40
2008-02-01	KBR	Kbr	C	-1.87	0.40	AEP	American Electric Power	A	2.23	0.40
2008-02-01	RDS.A	Royal Dutch Shell Adr	C	-1.86	0.70	WFT	Weatherford International	A	2.26	0.70
2008-02-01	CKL1	Anglo Irish Bank	D	-2.90	0.10					
2008-02-01	GOOGL	Alphabet	C	-1.88	0.60	VAR	Varian Medical Systems	A	2.22	0.60
2008-02-01	BIRG	Bank Of Ireland	D	-2.91	0.60					
2008-03-03	AAPL	Apple	C	-1.90	0.30	WFR	SunEdison	A	2.48	0.30
2008-03-03	8058	Mitsubishi	C	-1.86	0.60	APC	Anadarko Petroleum	A	2.28	0.60
2008-03-03	AMD	Advanced Micro Devices	D	-2.92	0.10					
2008-03-03	AMGN	Amgen	D	-2.87	0.20	GILD	Gilead Sciences	A	2.52	0.20
2008-03-03	AMR	AMR Corp	D	-2.95	0.20					
2008-03-03	SU	Schneider Electric	D	-2.89	0.60	PPL	Ppl	A	2.26	0.60
2008-03-03	CS	Axa	D	-2.89	0.20	XTO	XTO Energy Inc	A	2.25	0.20
2008-03-03	7203	Toyota Motor	D	-2.89	0.40	ESV	Ensco	A	2.25	0.40
2008-03-03	AVP	Avon Products	C	-1.85	0.30	CL	Colgate-palmolive	A	2.26	0.30
2008-03-03	BA	Boeing	D	-2.87	0.60	TT	Trane	A	2.28	0.60
2008-03-03	PMI	PMI	D	-2.98	0.00					
2008-03-03	BAC	Bank Of America	D	-2.88	0.70	L	Loews	A	2.37	0.70
2008-03-03	500312	Oil & Natural Gas	C	-1.88	0.20	PEG	Public Service Enterprise	A	2.24	0.20
2008-03-03	CAT	Caterpillar	C	-1.84	1.60	HON	Honeywell International	A	2.27	1.60
2008-03-03	TSCO	Tesco	D	-2.87	0.20	COP	Conocophillips	A	2.22	0.20
2008-03-03	7011	Mitsubishi Heavy Industries	D	-2.92	0.20					
2008-03-03	7731	Nikon	C	-1.89	0.30	CHK	Chesapeake Energy	A	2.21	0.30
2008-03-03	DD	E.i. Du Pont De Nemours	D	-2.85	0.60	PX	Praxair	A	2.26	0.60
2008-03-03	KSP	Kingspan	D	-2.94	0.10					
2008-03-03	MCHP	Microchip Technology	D	-2.88	0.40	BMC	BMC Software	A	2.37	0.40
2008-03-03	DUK	Duke Energy	C	-1.86	0.10	AYE	Allegheny Energy	A	2.32	0.10
2008-03-03	EMR	Emerson Electric	C	-1.85	1.00	GR	Goodrich	A	2.27	1.00
2008-03-03	9433	Kddi	D	-2.90	0.60					
2008-03-03	FAST	Fastenal	C	-1.87	0.30	LLL	L-3 Communications	A	2.27	0.30
2008-03-03	FCX	Freeport-mcmoran	C	-1.85	0.60	BTU	Peabody Energy Corp	A	2.25	0.60
2008-03-03	EDF	Electricite De France	C	-1.88	0.30	CCE	Coca-Cola Enterprises	A	2.20	0.30
2008-03-03	NEE	Nextera Energy	C	-1.86	0.20	CEG	Constellation Energy	A	2.29	0.20
2008-03-03		Fidelity National Information Services	D	-2.88	0.70	DHR	Danaher	A	2.25	0.70
2008-03-03	GD	General Dynamics	C	-1.86	0.80	R	Ryder System	A	2.25	0.80
2008-03-03	GE	General Electric	D	-2.87	1.40	QLGC	QLogic Corp	A	2.22	1.40
2008-03-03	GLW	Corning	C	-1.86	0.70	VRSN	Verisign	A	2.34	0.70
2008-03-03	6981	Murata Manufacturing	D	-2.90	0.00	EP	El Paso Corporation	A	2.20	0.00
2008-03-03	IP	International Paper	D	-2.87	0.50	APD	Air Products & Chemicals	A	2.25	0.50

Date	Ticker	Name	R	SM	W (%)	Ticker	Name	R	SM	W (%)
2008-03-03	ITW	Illinois Tool Works	D	-2.86	0.20	TXT	Textron	A	2.21	0.20
2008-03-03	IL0A	Permanent Tsb	D	-2.92	0.30					
2008-03-03	LLTC	Linear Technology	D	-2.88	0.20	INTC	Intel	A	2.18	0.20
2008-03-03	LLY	Eli Lilly	D	-2.86	1.10	ESRX	Express Scripts Holding	A	2.35	1.10
2008-03-03	LOW	Lowe's Companies	D	-2.88	1.30	APOL	Apollo Educat Grp	A	2.28	1.30
2008-03-03	NOK	Nokia Adr	C	-1.86	1.10	QCOM	Qualcomm	A	2.17	1.10
2008-03-03	LB	L Brands	D	-2.91	0.10					
2008-03-03	MCD	McDonald's	C	-1.86	0.60	IGT	International Game Technology PLC	A	2.21	0.60
2008-03-03	MDT	Medtronic	D	-2.86	0.50	BAX	Baxter International	A	2.27	0.50
2008-03-03	MOT	Motorola Solutions	D	-2.92	0.30					
2008-03-03	MRK	Merck & Co	C	-1.88	0.30	WAT	Waters	A	2.25	0.30
2008-03-03	MSFT	Microsoft	C	-1.88	1.60	YHOO	Yahoo	B	1.24	1.60
2008-03-03	NOC	Northrop Grumman	C	-1.84	1.00	CSX	Csx	A	2.20	1.00
2008-03-03	NRTLQ	Nortel Networks Corporation	D	-2.96	0.10					
2008-03-03	PAYX	Paychex	D	-2.89	0.30	BNI	Burlington Northern	A	2.19	0.30
2008-03-03	PH	Parker-hannifin	C	-1.87	0.80	JEC	Jacobs Engineering	A	2.19	0.80
2008-03-03	PPG	Ppg Industries	D	-2.87	0.40	AA	Alcoa	A	2.23	0.40
2008-03-03	GFF	Goodman Fielder	D	-2.88	0.10	NUE	Nucor	A	2.20	0.10
2008-03-03	RHI	Robert Half International	D	-2.88	0.10	FISV	Fiserv	A	2.19	0.10
2008-03-03	DGE	Diageo	C	-1.85	0.40	ECL	Ecolab	A	2.19	0.40
2008-03-03	T	At&t	C	-1.86	1.50	HES	Hess	A	2.36	1.50
2008-03-03	SGB	St.George Bank	D	-2.90	0.10					
2008-03-03	SLB	Schlumberger	C	-1.87	0.60	NBL	Noble Energy	A	2.83	0.60
2008-03-03	SYY	Sysco	D	-2.87	0.20	TJX	Tjx Companies	A	2.20	0.20
2008-03-03	TIN	Temple Inland	D	-2.96	0.10					
2008-03-03	TROW	T Rowe Price	C	-1.87	0.20	PFG	Principal Financial	A	2.25	0.20
2008-03-03	TXN	Texas Instruments	D	-2.87	0.80	TER	Teradyne	B	1.22	0.80
2008-03-03	UTX	United Technologies	C	-1.86	0.20	CHRW	C.h.robinson Worldwide	A	2.18	0.20
2008-03-03	VMC	Vulcan Materials Co	D	-2.90	0.30					
2008-03-03	WFC	Wells Fargo	D	-2.86	0.30	STT	State Street	A	2.23	0.30
2008-03-03	WM	Waste Management	D	-2.86	0.30	NSC	Norfolk Southern	A	2.18	0.30
2008-03-03	RHT	Red Hat	D	-2.86	0.30	JDSU	JDS Uniphase Corporation	B	1.22	0.30
2008-03-03	WWY	Wrigley	C	-1.85	0.20	NKE	Nike	A	2.26	0.20
2008-03-03	WY	Weyerhaeuser	D	-2.88	0.60	FII	Federated Investors	A	2.22	0.60
2008-03-03	ZION	Zions Bancorp	D	-2.91	0.10					
2008-03-03	CCO	Cameco	D	-2.89	0.10	GENZ	Genzyme General Minnesota Mng.& Mfg	A	2.19	0.10
2008-03-03	LMT	Lockheed Martin	C	-1.85	0.40					
2008-03-03	ASML	Asml	D	-2.90	0.20					
2008-03-03	S	Sprint Nextel	D	-2.95	0.30					
2008-03-03	6971	Kyocera	D	-2.89	0.40	STJ	St Jude Medical Inc	A	2.19	0.40
2008-03-03	A	Agilent Technologies	C	-1.87	0.60	TYC	Tyco International	B	1.20	0.60
2008-03-03	AMP	Amp	D	-2.89	0.40	HCBK	Hudson City Bancorp	A	2.19	0.40
2008-03-03	NHY	Norsk Hydro	C	-1.85	0.10	WU	The Western Union	A	2.19	0.10
2008-03-03	CSCO	Cisco Systems	D	-2.88	0.40	ACS	Affiliated Computer	B	1.21	0.40
2008-03-03	CYN	City National	D	-2.89	0.10	AIZ	Assurant	A	2.21	0.10
2008-03-03	CBS	Cbs	D	-2.89	0.30	WMT	Wal-mart Stores	A	2.20	0.30
2008-03-03	ORI	Old Republic International	D	-2.90	0.00					
2008-03-03	AW	Allied Waste	D	-2.88	0.10	PTV	Pactiv Corp	B	1.18	0.10
2008-03-03	QWST	Qwest Communications	D	-2.91	0.30					
2008-03-03	VOD	Vodafone	C	-1.86	0.70	EMN	Eastman Chemical	A	2.19	0.70
2008-03-03	MTG	Mgic Investment	D	-2.96	0.10					
2008-03-03	SHPG	Shire Adr	D	-2.88	0.60	HUM	Humana	A	2.22	0.60
2008-03-03	PENN	Penn National Gaming	C	-1.88	0.20	GPS	Gap	A	2.19	0.20

Date	Ticker	Name	R	SM	W (%)	Ticker	Name	R	SM	W (%)
2008-03-03	KSS	Kohl's	D	-2.90	0.20					
2008-03-03	VIE	Veolia Environnement	C	-1.86	0.50	UST	UST Inc	A	2.19	0.50
2008-03-03	AIR	Airbus	D	-2.87	0.50	PSA	Public Storage	A	2.19	0.50
2008-03-03	SBUX	Starbucks	D	-2.92	0.30					
2008-03-03	MG	Magna International	D	-2.88	0.30	SO	Southern	A	2.19	0.30
2008-03-03	VMED	Virgin Media Inc.	D	-2.91	0.10					
2008-03-03	BMJ	Bristol-myers Squibb	D	-2.88	0.60	VAR	Varian Medical Systems	A	2.21	0.60
2008-03-03	SKS	Saks	D	-2.89	0.00	ANF	Abercrombie & Fitch	A	2.18	0.00
2008-03-03	GCC	C&c	D	-2.94	0.30					
2008-03-03	WYE	Wyeth	D	-2.85	0.60	BCR	C R Bard	A	2.21	0.60
2008-03-03	TWX	Time Warner	D	-2.89	0.50	SSP	E.w. Scripps	A	2.18	0.50
2008-03-03	ROP	Roper Technologies	C	-1.87	0.10	EOG	Eog Resources	A	2.31	0.10
2008-03-03	BEAM	Beam Inc	D	-2.88	0.50	ADM	Archer Daniels Midland	A	2.24	0.50
2008-03-03	AET	Aetna	C	-1.86	0.30	BDX	Becton Dickinson	A	2.20	0.30
2008-03-03	WB	Wachovia	D	-2.91	0.20					
2008-03-03	C	Citigroup	D	-2.93	0.80					
2008-03-03	UPM	Upm-kymmene	D	-2.91	0.10					
2008-03-03	TGT	Target	D	-2.87	1.10	VIAB	Viacom	A	2.17	1.10
2008-03-03	VZ	Verizon Communications	C	-1.87	0.80	APA	Apache	A	2.30	0.80
2008-03-03	VOD	Vodafone	C	-1.86	0.00	FRX	Forest Laboratories	A	2.19	0.00
2008-03-03	HPQ	Hp	C	-1.85	0.10	NOVL	Novell	B	1.20	0.10
2008-03-03	GFTU	Grafton	D	-2.93	0.20					
2008-03-03	CSE	CapitalSource	D	-2.86	0.20	PCL	Plum Creek Timber Co	A	2.20	0.20
2008-03-03	LKOD	Oil Company Lukoil Adr	D	-2.87	0.40	FE	Firstenergy	A	2.19	0.40
2008-03-03	KBR	Kbr	C	-1.88	0.40	WFT	Weatherford International	A	2.29	0.40
2008-03-03	RDS.A	Royal Dutch Shell Adr	C	-1.87	0.70	RRC	Range Resources	A	2.42	0.70
2008-03-03	CKL1	Anglo Irish Bank	D	-2.91	0.10					
2008-03-03	GOOGL	Alphabet	C	-1.90	0.60	AMAT	Applied Materials	B	1.19	0.60
2008-03-03	BIRG	Bank Of Ireland	D	-2.92	0.60					
2008-04-01	AAPL	Apple	C	-1.88	0.40	WFR	SunEdison	A	2.46	0.40
2008-04-01	8058	Mitsubishi	C	-1.87	0.60	HAL	Halliburton	A	2.21	0.60
2008-04-01	PCA.Z	Petro-Canada	D	-2.88	0.60	FE	Firstenergy	A	2.20	0.60
2008-04-01	AMD	Advanced Micro Devices	D	-2.93	0.00					
2008-04-01	AMGN	Amgen	D	-2.88	0.10	GILD	Gilead Sciences	A	2.57	0.10
2008-04-01	AMR	AMR Corp	D	-2.96	0.20					
2008-04-01	SU	Schneider Electric	D	-2.87	1.30	EL	Estee Lauder Companies	A	2.19	1.30
2008-04-01		Bayer	C	-1.87	0.90	AGN	Allergan	A	2.19	0.90
2008-04-01	SU	Suncor Energy	C	-1.85	4.60	BF.B	Brown-forman	A	2.17	4.60
2008-04-01	CS	Axa	D	-2.88	0.30	LH	Laboratory Corp Of America	A	2.17	0.30
2008-04-01	SIE	Siemens	D	-2.89	0.20	HUM	Humana	A	2.15	0.20
2008-04-01	ANTM	Anthem	D	-2.91	0.10					
2008-04-01	7203	Toyota Motor	D	-2.90	0.40	THC	Tenet Healthcare	B	1.31	0.40
2008-04-01	AVP	Avon Products	C	-1.84	0.30	DHI	D.r. Horton	A	2.28	0.30
2008-04-01	BA	Boeing	D	-2.88	0.50	TT	Trane	A	2.29	0.50
2008-04-01	PMI	PMI	D	-2.98	0.00					
2008-04-01	BAC	Bank Of America	D	-2.87	0.90	STT	State Street	A	2.25	0.90
2008-04-01	BBY	Best Buy	D	-2.86	0.60	APOL	Apollo Educat Grp	A	2.22	0.60
2008-04-01	BK	Bank Of New York Mellon	C	-1.85	0.10	HCBK	Hudson City Bancorp	A	2.22	0.10
2008-04-01	500312	Oil & Natural Gas	C	-1.88	0.20	PHM	Pultegroup	B	1.30	0.20
2008-04-01	CAT	Caterpillar	C	-1.83	1.60	LLL	L-3 Communications	A	2.28	1.60
2008-04-01	TSCO	Tesco	D	-2.86	0.20	LEN	Lennar	B	1.27	0.20
2008-04-01	CI	Cigna	D	-2.87	0.20	ESRX	Express Scripts Holding	A	2.38	0.20
2008-04-01	551	Yue Yuen Industrial	D	-2.84	0.20	KBH	Kb Home	B	1.27	0.20
2008-04-01	7011	Mitsubishi Heavy Industries	D	-2.92	0.20					

Date	Ticker	Name	R	SM	W (%)	Ticker	Name	R	SM	W (%)
2008-04-01	7731	Nikon	C	-1.89	0.30	BJS	BJ Services Co	B	1.24	0.30
2008-04-01	KSP	Kingspan	D	-2.94	0.10					
2008-04-01	DUK	Duke Energy	D	-2.85	0.10	AYE	Allegheny Energy	A	2.32	0.10
2008-04-01	EMR	Emerson Electric	C	-1.85	1.00	R	Ryder System	A	2.27	1.00
2008-04-01	9433	Kddi	D	-2.91	0.70					
2008-04-01	FCX	Freeport-mcmoran	C	-1.86	0.50	AA	Alcoa	A	2.22	0.50
2008-04-01	EDF	Electricite De France	C	-1.89	0.30	CTX	Centex Corp	B	1.24	0.30
2008-04-01	NEE	Nextera Energy	C	-1.85	0.20	PPL	Ppl	A	2.27	0.20
2008-04-01		Fidelity National Information Services	D	-2.89	0.60	DHR	Danaher	A	2.27	0.60
2008-04-01	GD	General Dynamics Motors	C	-1.85	0.80	GR	Goodrich	A	2.26	0.80
2008-04-01	MTLQQ	Liquidation Co	D	-2.92	0.30					
2008-04-01	HAR	Harman Ind Inc	D	-2.94	0.30					
2008-04-01	6981	Murata Manufacturing International Paper	D	-2.91	0.00	NUE	Nucor	A	2.21	0.10
2008-04-01	ADSK	Autodesk	D	-2.89	0.20	EMC	EMC Corp	A	2.26	0.20
2008-04-01	ITW	Illinois Tool Works	D	-2.86	0.20	CSX	Csx	A	2.24	0.20
2008-04-01	JCI	Johnson Controls	D	-2.87	0.70	CL	Colgate-palmolive	A	2.27	0.70
2008-04-01	IL0A	Permanent Tsb	D	-2.91	0.40					
2008-04-01	LLTC	Linear Technology	D	-2.86	0.20	YHOO	Yahoo	A	2.25	0.20
2008-04-01	LLY	Eli Lilly	D	-2.85	1.60	BAX	Baxter International Affiliated Computer	A	2.28	1.60
2008-04-01	NOK	Nokia Adr	C	-1.86	0.90	ACS	Computer	A	2.21	0.90
2008-04-01	LB	L Brands	D	-2.90	0.20	TJX	Tjx Companies	A	2.21	0.20
2008-04-01	TRMB	Trimble	D	-2.89	0.30	QLGC	QLogic Corp	A	2.22	0.30
2008-04-01	MCD	Mcdonald's	C	-1.85	1.40	GPS	Gap	A	2.19	1.40
2008-04-01	ROG	Roche	D	-2.85	2.40	COF	Capital One Financial	B	1.22	2.40
2008-04-01	MDT	Medtronic	D	-2.86	0.40	WAT	Waters	A	2.24	0.40
2008-04-01	MO	Altria	C	-1.85	0.60	SNA	Snap-on	A	2.23	0.60
2008-04-01	MRK	Merck & Co	D	-2.89	0.00	GENZ	Genzyme General	A	2.20	0.00
2008-04-01	MSFT	Microsoft	C	-1.87	1.60	QCOM	Qualcomm	A	2.18	1.60
2008-04-01	NEM	Newmont Mining	C	-1.87	0.30	EMN	Eastman Chemical	A	2.18	0.30
2008-04-01	NOC	Northrop Grumman	C	-1.85	0.80	TXT	Textron	A	2.22	0.80
2008-04-01		Nortel Networks Corporation	D	-2.97	0.10					
2008-04-01	NRTLQ					BNI	Burlington Northern C.h.robinson Worldwide	A	2.21	0.40
2008-04-01	PAYX	Paychex	D	-2.87	0.40	CHRW	Worldwide	A	2.20	0.80
2008-04-01	PH	Parker-hannifin	C	-1.86	0.80	HAS	Hasbro	B	1.22	0.40
2008-04-01		E.ON AG	C	-1.87	0.40	WHR	Whirlpool	B	1.22	0.10
2008-04-01	GFF	Goodman Fielder	D	-2.88	0.10	XTO	XTO Energy Inc	A	2.25	1.50
2008-04-01	ROH	Rohm & Haas	C	-1.83	1.50	SPG	Simon Property	B	1.21	0.20
2008-04-01	SGB	St.George Bank Smith	D	-2.89	0.20	RRC	Range Resources	A	2.43	0.50
2008-04-01	SII	International	C	-1.85	0.50	HES	Hess	A	2.35	1.50
2008-04-01	SLB	Schlumberger	C	-1.87	1.50					
2008-04-01	TIN	Temple Inland	D	-2.96	0.00	FII	Federated Investors International	A	2.22	0.20
2008-04-01	TROW	T Rowe Price	C	-1.86	0.20	IGT	Game Technology PLC	A	2.18	0.20
2008-04-01	AMZN	Amazon.com	C	-1.87	0.20	TER	Teradyne	B	1.24	0.50
2008-04-01	TXN	Texas Instruments	D	-2.88	0.50	NSC	Norfolk Southern	A	2.19	1.20
2008-04-01	UNP	Union Pacific	C	-1.84	1.20	TEX	Terex	B	1.22	0.20
2008-04-01	UTX	United Technologies	C	-1.86	0.20					
2008-04-01	VMC	Vulcan Materials Co	D	-2.90	0.30	TYC	Tyco International	B	1.22	0.40
2008-04-01	WM	Waste Management	D	-2.86	0.40	ADM	Archer Daniels Midland	A	2.22	0.20
2008-04-01	WWY	Wrigley	C	-1.84	0.20	PSA	Public Storage	A	2.22	0.60
2008-04-01	WY	Weyerhaeuser	D	-2.87	0.60					
2008-04-01	ZION	Zions Bancorp	D	-2.91	0.10	SEE	Sealed Air	B	1.22	0.30
2008-04-01	CCO	Cameco	D	-2.90	0.10	MAT	Mattel	B	1.21	0.20
2008-04-01	LMT	Lockheed Martin	C	-1.85	0.30					
2008-04-01	ASML	Asml	D	-2.90	0.20					

Date	Ticker	Name	R	SM	W (%)	Ticker	Name	R	SM	W (%)
2008-04-01	FP	Total	D	-2.87	0.10	TSN	Tyson Foods	B	1.21	0.10
2008-04-01	S	Sprint Nextel	D	-2.95	0.20					
2008-04-01	6758	Sony	D	-2.89	0.30	AIV	Apartment Investment & Management	B	1.21	0.30
2008-04-01	6971	Kyocera	D	-2.90	0.40	ZBH	Zimmer Biomet	B	1.21	0.40
2008-04-01	A	Agilent Technologies	D	-2.86	0.60	EXPD	Expeditors International Of Washington	B	1.20	0.60
2008-04-01	AMP	Amp	D	-2.88	0.50	BSX	Boston Scientific	B	1.21	0.50
2008-04-01	NHY	Norsk Hydro	C	-1.85	0.10	SCN	Prologis	B	1.20	0.10
2008-04-01	CSCO	Cisco Systems	D	-2.88	1.60	XLNX	Xilinx	B	1.22	1.60
2008-04-01	ISAT	Inmarsat	C	-1.86	0.20	JPM	Jpmorgan Chase	B	1.20	0.20
2008-04-01	4704	Trend Micro	C	-1.88	0.70	PNC	Pnc Financial Services	B	1.20	0.70
2008-04-01	CYN	City National	D	-2.89	0.10	KIM	Kimco Realty	B	1.23	0.10
2008-04-01	CBS	Cbs	D	-2.89	0.30	GME	Gamestop Corp New	A	2.18	0.30
2008-04-01	AW	Allied Waste	D	-2.87	0.10	PTV	Pactiv Corp	B	1.20	0.10
2008-04-01	QWST	Qwest Communications	D	-2.92	0.30					
2008-04-01	VOD	Vodafone	C	-1.87	0.10	HD	The Home Depot	B	1.20	0.10
2008-04-01	MRO	Marathon Oil	D	-2.88	0.40	APA	Apache	A	2.31	0.40
2008-04-01	MTG	Mgic Investment	D	-2.97	0.10					
2008-04-01	SHPG	Shire Adr	D	-2.88	0.50	VAR	Varian Medical Systems	A	2.20	0.50
2008-04-01	PENN	Penn National Gaming	D	-2.88	0.20	BIG	Big Lots	B	1.30	0.20
2008-04-01	KSS	Kohl's	D	-2.90	0.20					
2008-04-01	VIE	Veolia Environnement	D	-2.88	0.40	BXP	Boston Properties	B	1.20	0.40
2008-04-01	AIR	Airbus	D	-2.89	0.50	VFC	Vf	B	1.20	0.50
2008-04-01	SBUX	Starbucks	D	-2.92	0.30					
2008-04-01	MG	Magna International	D	-2.88	0.10	JWN	Nordstrom	B	1.20	0.10
2008-04-01	VMED	Virgin Media Inc.	D	-2.92	0.10					
2008-04-01	BG	Bunge	C	-1.89	0.20	NKE	Nike	A	2.20	0.20
2008-04-01	BMJ	Bristol-myers Squibb	D	-2.88	0.60	STJ	St Jude Medical Inc	A	2.20	0.60
2008-04-01	SKS	Saks	D	-2.90	0.00					
2008-04-01	GCC	C&c	D	-2.95	0.30					
2008-04-01	WYE	Wyeth	D	-2.85	0.80	BDX	Becton Dickinson	A	2.20	0.80
2008-04-01	TWX	Time Warner	D	-2.89	0.50	HOT	Strw Htl Res Wrlwd	B	1.24	0.50
2008-04-01	ROP	Roper Technologies	C	-1.85	0.10	BLL	Ball	B	1.19	0.10
2008-04-01	BEAM	Beam Inc	D	-2.86	0.60	UST	UST Inc	A	2.19	0.60
2008-04-01	AET	Aetna	C	-1.88	0.30	FRX	Forest Laboratories	A	2.19	0.30
2008-04-01	WB	Wachovia	D	-2.92	0.10					
2008-04-01	C	Citigroup	D	-2.93	1.10					
2008-04-01	TGT	Target	D	-2.87	0.80	NYT	New York Times	B	1.22	0.80
2008-04-01	VZ	Verizon Communications	D	-2.86	0.80	NBR	Nabors Industries	A	2.23	0.80
2008-04-01	UNA	Unilever	D	-2.86	0.20	CELG	Celgene	B	1.19	0.20
2008-04-01	CVX	Chevron	C	-1.85	0.70	EOG	Eog Resources	A	2.31	0.70
2008-04-01	HPQ	Hp	C	-1.85	0.10	AMAT	Applied Materials	B	1.20	0.10
2008-04-01	GFTU	Grafton	D	-2.92	0.20					
2008-04-01	DPW	Deutsche Post	C	-1.86	0.70	HCP	Hcp	B	1.19	0.70
2008-04-01	CSE	CapitalSource	D	-2.91	0.10					
2008-04-01	MHS	Medco Health Solutions	C	-1.86	0.10	TMO	Thermo Fisher Scientific	A	2.19	0.10
2008-04-01	STL	Statoil	D	-2.87	0.20	GIS	General Mills	B	1.19	0.20
2008-04-01	STO	Statoil Adr	C	-1.86	0.20	WFT	Weatherford International	A	2.30	0.20
2008-04-01	KBR	Kbr	C	-1.89	0.30	CHK	Chesapeake Energy	A	2.22	0.30
2008-04-01	TOM2	Tomtom	C	-1.93	0.40	TMK	Torchmark	B	1.18	0.40
2008-04-01	CMG	Chipotle Mexican Grill	C	-1.87	0.00	HRB	H.& R.block	B	1.21	0.00
2008-04-01	RDS.A	Royal Dutch Shell Adr	C	-1.87	0.40	APC	Anadarko Petroleum	A	2.27	0.40
2008-04-01	CKL1	Anglo Irish Bank	D	-2.91	0.10					
2008-04-01	GOOGL	Alphabet	C	-1.90	0.90	JDSU	JDS Uniphase Corporation	B	1.19	0.90

Date	Ticker	Name	R	SM	W (%)	Ticker	Name	R	SM	W (%)
2008-04-01	BHGE	Baker Hughes, A Ge	D	-2.88	0.40	ESV	Ensco	A	2.26	0.40
2008-04-01	BIRG	Bank Of Ireland	D	-2.91	0.60	WFR	SunEdison	A	2.40	0.40
2008-05-01	AAPL	Apple	C	-1.85	0.40	GILD	Gilead Sciences	A	2.57	0.60
2008-05-01	ABT	Abbott Laboratories	D	-2.85	0.60	AMGN	Amgen	D	-2.88	0.10
2008-05-01	AMD	Advanced Micro Devices	D	-2.93	0.00	AMR	AMR Corp	D	-2.96	0.10
2008-05-01	AMGN	Amgen	D	-2.88	0.10	SU	Schneider Electric	D	-2.88	1.20
2008-05-01	AMR	AMR Corp	D	-2.96	0.10	CS	Axa	D	-2.88	0.30
2008-05-01	SU	Schneider Electric	D	-2.88	1.20	SIE	Siemens	D	-2.88	0.20
2008-05-01	CS	Axa	D	-2.88	0.30	ANTM	Anthem	D	-2.91	0.10
2008-05-01	SIE	Siemens	D	-2.88	0.20	7203	Toyota Motor	D	-2.89	0.40
2008-05-01	ANTM	Anthem	D	-2.91	0.10	BA	Boeing	D	-2.87	0.50
2008-05-01	7203	Toyota Motor	D	-2.89	0.40	PMI	PMI	D	-2.98	0.00
2008-05-01	BA	Boeing	D	-2.87	0.50	BAC	Bank Of America	D	-2.87	0.90
2008-05-01	PMI	PMI	D	-2.98	0.00	BBY	Best Buy	D	-2.86	0.60
2008-05-01	BAC	Bank Of America	D	-2.87	0.90	BK	Bank Of New York Mellon	C	-1.85	0.10
2008-05-01	BBY	Best Buy	D	-2.86	0.60	500312	Oil & Natural Gas	C	-1.87	0.20
2008-05-01	BK	Bank Of New York Mellon	C	-1.85	0.10	TSCO	Tesco	D	-2.86	0.20
2008-05-01	500312	Oil & Natural Gas	C	-1.87	0.20	CI	Cigna	D	-2.88	0.20
2008-05-01	TSCO	Tesco	D	-2.86	0.20	7731	Nikon	D	-2.88	0.30
2008-05-01	CI	Cigna	D	-2.88	0.20	KSP	Kingspan	D	-2.94	0.10
2008-05-01	7731	Nikon	D	-2.88	0.30	DUK	Duke Energy	D	-2.85	0.10
2008-05-01	KSP	Kingspan	D	-2.94	0.10	EMR	Emerson Electric	C	-1.85	1.00
2008-05-01	DUK	Duke Energy	D	-2.85	0.10	9433	Kddi	D	-2.89	0.70
2008-05-01	EMR	Emerson Electric	C	-1.85	1.00	EDF	Electricite De France	D	-2.87	0.30
2008-05-01	9433	Kddi	D	-2.89	0.70	NEE	Nextera Energy	C	-1.84	0.20
2008-05-01	EDF	Electricite De France	D	-2.87	0.30	Fidelity National Information Services		D	-2.89	0.60
2008-05-01	NEE	Nextera Energy	C	-1.84	0.20	Motors Liquidation Co		D	-2.91	0.30
2008-05-01	Fidelity National Information Services		D	-2.89	0.60	HAR	Harman Ind Inc	D	-2.94	0.20
2008-05-01	Motors Liquidation Co		D	-2.91	0.30	6981	Murata Manufacturing International	D	-2.91	0.00
2008-05-01	HAR	Harman Ind Inc	D	-2.94	0.20	IP	Paper	D	-2.89	0.10
2008-05-01	6981	Murata Manufacturing International	D	-2.91	0.00	ADSK	Autodesk	D	-2.87	0.20
2008-05-01	IP	Paper	D	-2.89	0.10	JCI	Johnson Controls	D	-2.86	0.70
2008-05-01	ADSK	Autodesk	D	-2.87	0.20	KO	Coca-cola	C	-1.85	0.80
2008-05-01	JCI	Johnson Controls	D	-2.86	0.70	LLY	Eli Lilly	D	-2.86	1.50
2008-05-01	KO	Coca-cola	C	-1.85	0.80	NOK	Nokia Adr	C	-1.88	0.80
2008-05-01	LLY	Eli Lilly	D	-2.86	1.50	ROG	Roche	D	-2.86	2.10
2008-05-01	NOK	Nokia Adr	C	-1.88	0.80	MDT	Medtronic	D	-2.86	0.40
2008-05-01	ROG	Roche	D	-2.86	2.10	MO	Altria	C	-1.86	0.50
2008-05-01	MDT	Medtronic	D	-2.86	0.40	MRK	Merck & Co	D	-2.89	0.00
2008-05-01	MO	Altria	C	-1.86	0.50	MSFT	Microsoft	D	-2.85	1.60
2008-05-01	MRK	Merck & Co	D	-2.89	0.00	NEM	Newmont Mining	C	-1.87	0.30
2008-05-01	MSFT	Microsoft	D	-2.85	1.60	NOC	Northrop Grumman	C	-1.85	0.80
2008-05-01	NEM	Newmont Mining	C	-1.87	0.30	Nortel Networks Corporation		D	-2.96	0.10
2008-05-01	NOC	Northrop Grumman	C	-1.85	0.80	E.ON AG		C	-1.86	0.40
2008-05-01	Nortel Networks Corporation		D	-2.96	0.10	GFF	Goodman Fielder	D	-2.89	0.10
2008-05-01	E.ON AG		C	-1.86	0.40	DGE	Diageo	D	-2.84	0.30
2008-05-01	GFF	Goodman Fielder	D	-2.89	0.10	SGB	St.George Bank	D	-2.89	0.20
2008-05-01	DGE	Diageo	D	-2.84	0.30	CRH	Crh	D	-2.84	0.40
2008-05-01	SGB	St.George Bank	D	-2.89	0.20	TIN	Temple Inland	D	-2.96	0.00
2008-05-01	CRH	Crh	D	-2.84	0.40	AMZN	Amazon.com	C	-1.86	0.20
2008-05-01	MSFT	Microsoft	D	-2.85	1.60					
2008-05-01	NEM	Newmont Mining	C	-1.87	0.30					
2008-05-01	NOC	Northrop Grumman	C	-1.85	0.80					
2008-05-01	Nortel Networks Corporation		D	-2.96	0.10					
2008-05-01	E.ON AG		C	-1.86	0.40					
2008-05-01	GFF	Goodman Fielder	D	-2.89	0.10					
2008-05-01	DGE	Diageo	D	-2.84	0.30					
2008-05-01	SGB	St.George Bank	D	-2.89	0.20					
2008-05-01	CRH	Crh	D	-2.84	0.40					
2008-05-01	TIN	Temple Inland	D	-2.96	0.00					
2008-05-01	AMZN	Amazon.com	C	-1.86	0.20					
						NUE	Nucor	A	2.22	0.10
						YHOO	Yahoo	A	2.23	0.20
						HAS	Hasbro	A	2.28	0.70
						DHI	D.r. Horton	A	2.26	0.80
						BAX	Baxter International	A	2.29	1.50
						ACS	Affiliated Computer	A	2.22	0.80
						FLR	Fluor	A	2.23	2.10
						STJ	St Jude Medical Inc	A	2.20	0.40
						SNA	Snap-on	A	2.25	0.50
						BIIB	Biogen	A	2.19	0.00
						AMAT	Applied Materials	A	2.20	1.60
						BTU	Peabody Energy Corp	A	2.21	0.30
						LLL	L-3 Communications	A	2.28	0.80
						TXT	Textron	A	2.23	0.40
						CHRW	C.h.robinson Worldwide	A	2.23	0.10
						BNI	Burlington Northern	A	2.23	0.30
						TYC	Tyco International	A	2.23	0.20
						BJS	BJ Services Co	A	2.22	0.40
						TJX	Tjx Companies	A	2.21	0.20

Date	Ticker	Name	R	SM	W (%)	Ticker	Name	R	SM	W (%)
2008-05-01	TXN	Texas Instruments	D	-2.87	0.50	BMC	BMC Software	A	2.20	0.50
2008-05-01	UTX	United Technologies	C	-1.85	0.20	CSX	Csx	A	2.27	0.20
2008-05-01	VMC	Vulcan Materials Co	D	-2.91	0.20					
2008-05-01	WFC	Wells Fargo	D	-2.84	0.20	NTRS	Northern Trust	A	2.20	0.20
2008-05-01	WY	Weyerhaeuser	D	-2.88	0.60	HCP	Hcp	A	2.20	0.60
2008-05-01	ZION	Zions Bancorp	D	-2.91	0.10					
2008-05-01	CCO	Cameco	D	-2.90	0.10					
2008-05-01	LMT	Lockheed Martin	C	-1.84	0.30	DHR	Danaher	A	2.27	0.30
2008-05-01	ASML	Asml	D	-2.88	0.20	EMN	Eastman Chemical	A	2.21	0.20
2008-05-01	S	Sprint Nextel	D	-2.94	0.30					
2008-05-01	6758	Sony	D	-2.87	0.40	SEE	Sealed Air	A	2.21	0.40
2008-05-01	6971	Kyocera	D	-2.88	0.40	TAP	Molson Coors Brewing	A	2.21	0.40
2008-05-01	A	Agilent Technologies	D	-2.86	0.50	CMI	Cummins	A	2.26	0.50
2008-05-01	AMP	Amp	D	-2.88	0.40	EXPD	Expeditors International Of Washington	A	2.21	0.40
2008-05-01	CSCO	Cisco Systems	D	-2.87	1.60	QCOM	Qualcomm	A	2.19	1.60
2008-05-01	ISAT	Inmarsat	C	-1.86	0.20	AA	Alcoa	A	2.20	0.20
2008-05-01	4704	Trend Micro	C	-1.87	0.70	NSC	Norfolk Southern	A	2.20	0.70
2008-05-01	CYN	City National	D	-2.89	0.10	SAF	Safeco Corp	B	1.26	0.10
2008-05-01	CBS	Cbs	D	-2.89	0.30	YUM	Yum Brands	A	2.21	0.30
2008-05-01	QWST	Qwest Communications	D	-2.91	0.30					
2008-05-01	VOD	Vodafone	C	-1.86	0.10	NBL	Noble Energy	A	2.20	0.10
2008-05-01	MRO	Marathon Oil	D	-2.87	0.40	RRC	Range Resources	A	2.44	0.40
2008-05-01	MTG	Mgic Investment	D	-2.97	0.10					
2008-05-01	SHPG	Shire Adr	D	-2.88	0.50	TMO	Thermo Fisher Scientific	A	2.19	0.50
2008-05-01	PENN	Penn National Gaming	D	-2.89	0.20	COST	Costco Wholesale	A	2.20	0.20
2008-05-01	VIE	Veolia Environnement	D	-2.88	0.40	NKE	Nike	A	2.20	0.40
2008-05-01	AIR	Airbus	D	-2.89	0.50	PX	Praxair	A	2.19	0.50
2008-05-01	SBUX	Starbucks	D	-2.93	0.30					
2008-05-01	ABX	Barrick Gold	C	-1.88	0.30	WMB	Williams Companies	A	2.19	0.30
2008-05-01	MG	Magna International	D	-2.87	0.10	APD	Air Products & Chemicals	A	2.19	0.10
2008-05-01	VMED	Virgin Media Inc.	D	-2.92	0.10					
2008-05-01	BG	Bunge	C	-1.86	0.20	ADM	Archer Daniels Midland	A	2.22	0.20
2008-05-01	SYK	Stryker	D	-2.86	0.30	HSP	Hospira	A	2.18	0.30
2008-05-01	BMJ	Bristol-myers Squibb	D	-2.88	0.60	LH	Laboratory Corp Of America	A	2.17	0.60
2008-05-01	SKS	Saks	D	-2.90	0.00	CVS	Cvs Health	A	2.19	0.00
2008-05-01	GCC	C&c	D	-2.94	0.30					
2008-05-01	TWX	Time Warner	D	-2.89	0.50	GME	Gamestop Corp New	A	2.18	0.50
2008-05-01	BEAM	Beam Inc	D	-2.87	0.50	LUK	Leucadia National	A	2.21	0.50
2008-05-01	AET	Aetna	D	-2.88	0.20	FRX	Forest Laboratories	A	2.16	0.20
2008-05-01	WB	Wachovia	D	-2.91	0.10					
2008-05-01	C	Citigroup	D	-2.92	1.10					
2008-05-01	TGT	Target	D	-2.87	0.80	IGT	International Game Technology PLC	A	2.16	0.80
2008-05-01	VZ	Verizon Communications	D	-2.86	0.80	HES	Hess	A	2.39	0.80
2008-05-01	UNA	Unilever	D	-2.86	0.20	GIS	General Mills	A	2.19	0.20
2008-05-01	HPQ	Hp	C	-1.85	0.10	LSI	LSI	B	1.28	0.10
2008-05-01	GFTU	Grafton	D	-2.93	0.20					
2008-05-01	DPW	Deutsche Post	D	-2.85	0.70	MKC	Mccormick	A	2.18	0.70
2008-05-01	CSE	CapitalSource	D	-2.87	0.20	BBT	Bb&t	B	1.23	0.20
2008-05-01	MHS	Medco Health Solutions	C	-1.85	0.10	BSX	Boston Scientific	B	1.21	0.10
2008-05-01	KBR	Kbr	C	-1.89	0.30	QLGC	QLogic Corp	A	2.24	0.30
2008-05-01	COMV	Comverge	D	-2.94	0.40					
2008-05-01	TOM2	Tomtom	D	-2.94	0.30					
2008-05-01	CMG	Chipotle Mexican Grill	C	-1.89	0.00	BIG	Big Lots	B	1.37	0.00
2008-05-01	CKL1	Anglo Irish Bank	D	-2.91	0.10					

Date	Ticker	Name	R	SM	W (%)	Ticker	Name	R	SM	W (%)
2008-05-01	BIRG	Bank Of Ireland	D	-2.92	0.60					
2008-06-02	AMD	Advanced Micro Devices	D	-2.92	0.00					
2008-06-02	AMGN	Amgen	D	-2.87	0.10	GILD	Gilead Sciences	A	2.58	0.10
2008-06-02	AMR	AMR Corp	D	-2.97	0.10					
2008-06-02	NOKIA	Nokia	D	-2.89	1.30	HES	Hess	A	2.48	1.30
2008-06-02	CS	Axa	D	-2.89	0.20	RRC	Range Resources	A	2.44	0.20
2008-06-02	SIE	Siemens	D	-2.89	0.20	WFT	Weatherford International	A	2.37	0.20
2008-06-02	ANTM	Anthem	D	-2.90	0.10	ESRX	Express Scripts Holding	A	2.41	0.10
2008-06-02	7203	Toyota Motor	D	-2.89	0.40	APA	Apache	A	2.35	0.40
2008-06-02	PMI	PMI	D	-2.98	0.00					
2008-06-02	BAC	Bank Of America	D	-2.89	0.70	SAF	Safeco Corp	A	2.26	0.70
2008-06-02	BK	Bank Of New York Mellon	C	-1.86	0.10	PGR	Progressive	A	2.22	0.10
2008-06-02	500312	Oil & Natural Gas	C	-1.90	0.20	APC	Anadarko Petroleum	A	2.33	0.20
2008-06-02	CI	Cigna	D	-2.88	0.20	THC	Tenet Healthcare	A	2.32	0.20
2008-06-02	551	Yue Yuen Industrial	D	-2.85	0.10	EOG	Eog Resources	A	2.32	0.10
2008-06-02	KSP	Kingspan	D	-2.95	0.10					
2008-06-02	DUK	Duke Energy	D	-2.84	0.10	PPL	Ppl	A	2.28	0.10
2008-06-02	9433	Kddi	D	-2.89	0.70	ESV	Ensco	A	2.30	0.70
2008-06-02	EDF	Electricite De France	D	-2.87	0.30	GR	Goodrich	A	2.28	0.30
2008-06-02		Fidelity National Information Services	D	-2.88	0.60	R	Ryder System	A	2.31	0.60
2008-06-02		Motors	D	-2.93	0.20					
2008-06-02	MTLQQ	Liquidation Co	D	-2.93	0.20					
2008-06-02	HAR	Harman Ind Inc	D	-2.94	0.20					
2008-06-02	6981	Murata Manufacturing International	D	-2.90	0.00	NBR	Nabors Industries	A	2.28	0.00
2008-06-02	IP	Paper	D	-2.89	0.10	BTU	Peabody Energy Corp	A	2.27	0.10
2008-06-02	ADSK	Autodesk	D	-2.87	0.20	WFR	SunEdison	A	2.41	0.20
2008-06-02	KO	Coca-cola	C	-1.86	0.70	HAS	Hasbro	A	2.28	0.70
2008-06-02	LLY	Eli Lilly	D	-2.87	1.40	BAX	Baxter International	A	2.28	1.40
2008-06-02	LOW	Lowe's Companies	D	-2.85	1.20	BIG	Big Lots	A	2.41	1.20
2008-06-02	NOK	Nokia Adr	C	-1.89	0.70	LSI	LSI	A	2.30	0.70
2008-06-02	ROG	Roche	D	-2.85	2.20	CMI	Cummins	A	2.28	2.20
2008-06-02	MO	Altria	C	-1.85	0.50	SNA	Snap-on	A	2.26	0.50
2008-06-02	MRK	Merck & Co	D	-2.90	0.00	BSX	Boston Scientific	A	2.20	0.00
2008-06-02	MSFT	Microsoft	D	-2.85	1.40	EDS	Electronic Data Systems-EDS	A	2.26	1.40
2008-06-02	NEM	Newmont Mining	C	-1.86	0.30	AA	Alcoa	A	2.24	0.30
2008-06-02	NOC	Northrop Grumman	D	-2.85	0.70	FLR	Fluor	A	2.29	0.70
2008-06-02		Nortel Networks Corporation	D	-2.96	0.10					
2008-06-02	GFF	Goodman Fielder	D	-2.89	0.10	NOV	National Oilwell Varco	A	2.27	0.10
2008-06-02	RHI	Robert Half International	D	-2.85	0.10	TT	Trane	A	2.29	0.10
2008-06-02	DGE	Diageo	D	-2.85	0.30	LLL	L-3 Communications	A	2.26	0.30
2008-06-02	RTN	Raytheon	C	-1.84	0.40	CSX	Csx	A	2.28	0.40
2008-06-02	CRH	Crh	D	-2.85	0.40	DHR	Danaher	A	2.26	0.40
2008-06-02	TIN	Temple Inland	D	-2.96	0.00					
2008-06-02	WFC	Wells Fargo	D	-2.86	0.20	HPC	Hercules	A	2.22	0.20
2008-06-02	WY	Weyerhaeuser	D	-2.85	0.50	HCBK	Hudson City Bancorp	A	2.21	0.50
2008-06-02	ZION	Zions Bancorp	D	-2.92	0.10					
2008-06-02	S	Sprint Nextel	D	-2.93	0.30					
2008-06-02	AMP	Amp	D	-2.89	0.40	CHK	Chesapeake Energy	A	2.26	0.40
2008-06-02	ISAT	Inmarsat	C	-1.86	0.20	XTO	XTO Energy Inc	A	2.25	0.20
2008-06-02	4704	Trend Micro	C	-1.88	0.60	HAL	Halliburton	A	2.25	0.60
2008-06-02	CYN	City National	D	-2.90	0.10	SPG	Simon Property	A	2.21	0.10
2008-06-02	CBS	Cbs	D	-2.90	0.30	HRB	H.& R.block	A	2.23	0.30
2008-06-02	QWST	Qwest Communications	D	-2.92	0.30					

Date	Ticker	Name	R	SM	W (%)	Ticker	Name	R	SM	W (%)
2008-06-02	VOD	Vodafone	D	-2.86	0.10	DOV	Dover	A	2.25	0.10
2008-06-02	MTG	Mgic Investment	D	-2.97	0.10					
2008-06-02	SHPG	Shire Adr	D	-2.90	0.40	CELG	Celgene	A	2.19	0.40
2008-06-02	PENN	Penn National Gaming	D	-2.88	0.20	CM-CSA	Comcast	A	2.23	0.20
2008-06-02	VIE	Veolia Environnement	D	-2.89	0.40	BNI	Burlington Northern	A	2.24	0.40
2008-06-02	AIR	Airbus	D	-2.90	0.40					
2008-06-02	SBUX	Starbucks	D	-2.92	0.30					
2008-06-02	ABX	Barrick Gold	C	-1.87	0.30	BJS	BJ Services Co	A	2.24	0.30
2008-06-02	MG	Magna International	D	-2.88	0.10	DYNIQ	Dynegy	A	2.24	0.10
2008-06-02	VMED	Virgin Media Inc.	D	-2.91	0.10					
2008-06-02	BG	Bunge	C	-1.85	0.20	TSN	Tyson Foods	A	2.23	0.20
2008-06-02	SYK	Stryker	D	-2.86	0.30	BIIB	Biogen	A	2.19	0.30
2008-06-02	BMY	Bristol-myers Squibb	D	-2.89	0.50	TMO	Thermo Fisher Scientific	A	2.19	0.50
2008-06-02	SKS	Saks	D	-2.90	0.00	BBBY	Bed Bath & Beyond	A	2.21	0.00
2008-06-02	TWX	Time Warner	D	-2.89	0.50	CVS	Cvs Health	A	2.20	0.50
2008-06-02	BEAM	Beam Inc	D	-2.87	0.50	TAP	Molson Coors Brewing	A	2.22	0.50
2008-06-02	AET	Aetna	D	-2.87	0.20	STJ	St Jude Medical Inc	A	2.18	0.20
2008-06-02	WB	Wachovia	D	-2.93	0.00					
2008-06-02	C	Citigroup	D	-2.94	0.90					
2008-06-02	TGT	Target	D	-2.87	0.70	TJX	Tjx Companies	A	2.20	0.70
2008-06-02	UNA	Unilever	D	-2.86	0.20	TEX	Terex	A	2.24	0.20
2008-06-02	HPQ	Hp	C	-1.84	0.10	TER	Teradyne	A	2.25	0.10
2008-06-02	GFTU	Grafton	D	-2.94	0.20					
2008-06-02	DPW	Deutsche Post	D	-2.85	0.70	NBL	Noble Energy	A	2.24	0.70
2008-06-02	CSE	CapitalSource	D	-2.87	0.20	KIM	Kimco Realty	A	2.21	0.20
2008-06-02	MHS	Medco Health Solutions	C	-1.85	0.10	JNJ	Johnson & Johnson	A	2.18	0.10
2008-06-02	COMV	Comverge	D	-2.95	0.30					
2008-06-02	TOM2	Tomtom	D	-2.94	0.30					
2008-06-02	CMG	Chipotle Mexican Grill	C	-1.90	0.00	YUM	Yum Brands	A	2.20	0.00
2008-06-02	CKL1	Anglo Irish Bank	D	-2.92	0.10					
2008-06-02	BIRG	Bank Of Ireland	D	-2.93	0.50					
2008-07-01	AMR	AMR Corp	D	-2.98	0.10					
2008-07-01	SU	Schneider Electric	D	-2.87	1.10	SWN	Southwestern Energy	A	2.56	1.10
2008-07-01		Bayer	D	-2.85	1.00	HES	Hess	A	2.48	1.00
2008-07-01	NOKIA	Nokia	D	-2.91	1.20					
2008-07-01	CS	Axa	D	-2.91	0.20					
2008-07-01	ANTM	Anthem	D	-2.91	0.00					
2008-07-01	7203	Toyota Motor	D	-2.90	0.40	RRC	Range Resources	A	2.45	0.40
2008-07-01	AVP	Avon Products	C	-1.85	0.30	HAS	Hasbro	A	2.27	0.30
2008-07-01	PMI	PMI	D	-2.99	0.00					
2008-07-01	BAC	Bank Of America	D	-2.92	0.70					
2008-07-01	BCR	C R Bard	C	-1.85	0.30	GILD	Gilead Sciences	A	2.56	0.30
2008-07-01	BK	Bank Of New York Mellon	D	-2.87	0.10	SAF	Safeco Corp	A	2.26	0.10
2008-07-01	CAT	Caterpillar	C	-1.85	1.60	FLR	Fluor	A	2.30	1.60
2008-07-01	CI	Cigna	D	-2.90	0.20	ESRX	Express Scripts Holding	A	2.35	0.20
2008-07-01	551	Yue Yuen Industrial	D	-2.87	0.10	WFT	Weatherford International	A	2.40	0.10
2008-07-01	DD	E.i. Du Pont De Nemours	C	-1.86	0.50	MEE	Massey Energy Corp	A	2.80	0.50
2008-07-01	KSP	Kingspan	D	-2.96	0.10					
2008-07-01	EDF	Electricite De France	D	-2.89	0.40	APA	Apache	A	2.37	0.40
2008-07-01		Fidelity National Information Services	D	-2.85	0.80	R	Ryder System	A	2.29	0.80
2008-07-01	GE	General Electric	D	-2.88	0.90	DHR	Danaher	A	2.26	0.90
2008-07-01	MTLQQ	Liquidation Co	D	-2.95	0.10					
2008-07-01	HAR	Harman Ind Inc	D	-2.95	0.30					
2008-07-01	6981	Murata Manufacturing	D	-2.91	0.00					
2008-07-01	ADSK	Autodesk	D	-2.89	0.20	WFR	SunEdison	A	2.37	0.20

Date	Ticker	Name	R	SM	W (%)	Ticker	Name	R	SM	W (%)
2008-07-01	ILOA	Permanent Tsb	D	-2.91	0.20					
2008-07-01	KO	Coca-cola	C	-1.87	0.50	WWY	Wrigley	A	2.24	0.50
2008-07-01	LLY	Eli Lilly	D	-2.87	1.70	THC	Tenet Healthcare	A	2.30	1.70
2008-07-01	NOK	Nokia Adr	D	-2.90	0.80					
2008-07-01	ROG	Roche	D	-2.85	2.40	COG	Cabot Oil & Gas	A	2.36	2.40
2008-07-01	MO	Altria	C	-1.86	0.60	BUD	Anheuser-Busch	A	2.23	0.60
2008-07-01	MRK	Merck & Co	D	-2.89	0.10	BAX	Baxter International	A	2.30	0.10
2008-07-01	MSFT	Microsoft	D	-2.86	1.40	BRCM	Broadcom Corp	A	2.28	1.40
2008-07-01	NEM	Newmont Mining	C	-1.84	0.40	BTU	Peabody Energy Corp	A	2.30	0.40
2008-07-01	NOC	Northrop Grumman	D	-2.87	0.80	CMI	Cummins	A	2.25	0.80
2008-07-01	NRTLQ	Nortel Networks Corporation	D	-2.96	0.10					
2008-07-01	GFF	Goodman Fielder	D	-2.91	0.10					
2008-07-01	DGE	Diageo	D	-2.86	0.30	ESV	Ensco	A	2.34	0.30
2008-07-01	ROH	Rohm & Haas	D	-2.87	1.30	NUE	Nucor	A	2.22	1.30
2008-07-01	RTN	Raytheon	C	-1.86	0.40	CSX	Csx	A	2.25	0.40
2008-07-01	SIAL	Sigma Aldrich	C	-1.86	0.40	AA	Alcoa	A	2.20	0.40
2008-07-01	CRH	Crh	D	-2.89	0.30	EOG	Eog Resources	A	2.33	0.30
2008-07-01	STI	Suntrust Banks	D	-2.93	0.60					
2008-07-01	TIN	Temple Inland	D	-2.96	0.10					
2008-07-01	WFC	Wells Fargo	D	-2.88	0.10	WU	The Western Union	A	2.21	0.10
2008-07-01	WY	Weyerhaeuser	D	-2.88	0.50	PGR	Progressive	A	2.21	0.50
2008-07-01	ZION	Zions Bancorp	D	-2.94	0.10					
2008-07-01	BSX	Boston Scientific	C	-1.85	0.50	VAR	Varian Medical Systems	A	2.19	0.50
2008-07-01	S	Sprint Nextel	D	-2.94	0.30					
2008-07-01	AMP	Amp	D	-2.90	0.40					
2008-07-01	4704	Trend Micro	C	-1.89	0.60	NBR	Nabors Industries	A	2.33	0.60
2008-07-01	FD	Macy's	D	-2.93	0.30					
2008-07-01	CBS	Cbs	D	-2.91	0.30					
2008-07-01	QWST	Qwest Communications	D	-2.94	0.20					
2008-07-01	VOD	Vodafone	D	-2.87	0.60	APC	Anadarko Petroleum	A	2.32	0.60
2008-07-01	MTG	Mgc Investment	D	-2.98	0.10					
2008-07-01	SHPG	Shire Adr	D	-2.90	0.40					
2008-07-01	PENN	Penn National Gaming	D	-2.92	0.10					
2008-07-01	VIE	Veolia Environnement	D	-2.91	0.30					
2008-07-01	AIR	Airbus	D	-2.92	0.40					
2008-07-01	SBUX	Starbucks	D	-2.93	0.30					
2008-07-01	SYK	Stryker	D	-2.86	0.40	STJ	St Jude Medical Inc	A	2.18	0.40
2008-07-01	SKS	Saks	D	-2.92	0.00					
2008-07-01	WTW	Weight Watchers International	D	-2.88	0.10	BIG	Big Lots	A	2.42	0.10
2008-07-01	TWX	Time Warner	D	-2.89	0.50	HRB	H.& R.block	A	2.21	0.50
2008-07-01	BEAM	Beam Inc	D	-2.90	0.40	SNA	Snap-on	A	2.22	0.40
2008-07-01	AET	Aetna	D	-2.89	0.30	TMO	Thermo Fisher Scientific	A	2.18	0.30
2008-07-01	WB	Wachovia	D	-2.95	0.00					
2008-07-01	C	Citigroup	D	-2.95	1.10					
2008-07-01	UNA	Unilever	D	-2.88	0.20	CHK	Chesapeake Energy	A	2.31	0.20
2008-07-01	HPQ	Hp	D	-2.85	0.10	LSI	LSI	A	2.26	0.10
2008-07-01	UPS	United Parcel Service	D	-2.87	0.20	DOV	Dover	A	2.23	0.20
2008-07-01	GFTU	Grafton	D	-2.95	0.10					
2008-07-01	DPW	Deutsche Post	D	-2.88	0.60	PPL	Ppl	A	2.30	0.60
2008-07-01	CSE	CapitalSource	D	-2.89	0.20	HCBK	Hudson City Bancorp	A	2.20	0.20
2008-07-01	MHS	Medco Health Solutions	C	-1.86	0.10	KG	King Pharmaceuticals	B	1.20	0.10
2008-07-01	TOM2	Tomtom	D	-2.96	0.30					
2008-07-01	CMG	Chipotle Mexican Grill	C	-1.91	0.00	KR	Kroger	A	2.21	0.00
2008-07-01	CKL1	Anglo Irish Bank	D	-2.94	0.10					
2008-07-01	BIRG	Bank Of Ireland	D	-2.95	0.40					
2008-08-01	AAPL	Apple	C	-1.86	0.40	LSI	LSI	A	2.30	0.40
2008-08-01	8058	Mitsubishi	C	-1.87	0.60	COG	Cabot Oil & Gas	A	2.24	0.60

Date	Ticker	Name	R	SM	W (%)	Ticker	Name	R	SM	W (%)
2008-08-01	AFL	Aflac	C	-1.87	0.30	MA	Mastercard	A	2.90	0.30
2008-08-01	PCA.Z	Petro-Canada	C	-1.86	0.70	BJ.S	BJ Services Co	A	2.24	0.70
2008-08-01	DVN	Devon Energy	C	-1.87	0.50	SWN	Southwestern Energy	A	2.42	0.50
2008-08-01	AMR	AMR Corp	D	-2.96	0.20					
2008-08-01	SU	Schneider Electric	D	-2.87	1.20	CHK	Chesapeake Energy	A	2.23	1.20
2008-08-01	NOKIA	Nokia	D	-2.90	1.50	SYMC	Symantec	A	2.22	1.50
2008-08-01	CS	Axa	D	-2.91	0.20					
2008-08-01	SPM	Saipem	C	-1.87	0.10	XLNX	Xilinx	A	2.22	0.10
2008-08-01	RCL.A	Rogers Communications	D	-2.87	0.00	COV	Covidien	A	2.22	0.00
2008-08-01	RCL.B	Rogers Communications	D	-2.88	0.10	CAM	Cameron International Corp.	A	2.22	0.10
2008-08-01	ANTM	Anthem	D	-2.90	0.00					
2008-08-01	7203	Toyota Motor	D	-2.91	0.40					
2008-08-01	BA	Boeing	D	-2.88	0.40	JBL	Jabil Circuit	A	2.31	0.40
2008-08-01	PMI	PMI	D	-2.99	0.00					
2008-08-01	BAC	Bank Of America	D	-2.89	1.00	SAF	Safeco Corp	A	2.26	1.00
2008-08-01	BCR	C R Bard	C	-1.85	0.30	GILD	Gilead Sciences	A	2.58	0.30
2008-08-01	BK	Bank Of New York Mellon	D	-2.88	0.10	WU	The Western Union	A	2.23	0.10
2008-08-01	CAT	Caterpillar	C	-1.87	1.50	R	Ryder System	A	2.28	1.50
2008-08-01	TSCO	Tesco	D	-2.86	0.20	ALTR	Altera Corp.	A	2.21	0.20
2008-08-01	CI	Cigna	D	-2.89	0.20	ESRX	Express Scripts Holding	A	2.39	0.20
2008-08-01	CMVT	Comverse Technology	C	-1.87	0.30	CPWR	Compuware Corp	A	2.29	0.30
2008-08-01	551	Yue Yuen Industrial	D	-2.86	0.20	BHI	Baker Hughes	A	2.21	0.20
2008-08-01	DD	E.i. Du Pont De Nemours	D	-2.85	0.60	MEE	Massey Energy Corp	A	2.66	0.60
2008-08-01	KSP	Kingspan	D	-2.95	0.10					
2008-08-01	DUK	Duke Energy	D	-2.84	0.10	PPL	Ppl	A	2.25	0.10
2008-08-01	FCX	Freeport-mcmoran	C	-1.88	1.00	AKS	Ak Steel	A	2.28	1.00
2008-08-01	EDF	Electricite De France	D	-2.90	0.40	NSM	Nat Semiconductor	A	2.21	0.40
2008-08-01	NEE	Nextera Energy	C	-1.85	0.20	FE	Firstenergy	A	2.20	0.20
2008-08-01	GE	General Electric	D	-2.88	1.00	CSX	Csx	A	2.27	1.00
2008-08-01	GLW	Corning	D	-2.88	0.70	WFR	SunEdison	A	2.28	0.70
2008-08-01	MTLQQ	Motors Liquidation Co	D	-2.96	0.10					
2008-08-01	6981	Murata Manufacturing	D	-2.92	0.00					
2008-08-01	ADSK	Autodesk	D	-2.89	0.20	EDS	Electronic Data Systems-EDS	A	2.26	0.20
2008-08-01	ITW	Illinois Tool Works	D	-2.86	0.10	DHR	Danaher	A	2.27	0.10
2008-08-01	JCI	Johnson Controls	D	-2.86	0.60	HAS	Hasbro	A	2.30	0.60
2008-08-01	KWKAQ	Quicksilver Rscs	C	-1.90	0.20	HES	Hess	A	2.38	0.20
2008-08-01	IL0A	Permanent Tsb	D	-2.93	0.20					
2008-08-01	KO	Coca-cola	D	-2.86	0.50	BUD	Anheuser-Busch	A	2.25	0.50
2008-08-01	LLTC	Linear Technology	C	-1.86	0.20	BRCM	Broadcom Corp	A	2.24	0.20
2008-08-01	LLY	Eli Lilly	D	-2.87	1.90	THC	Tenet Healthcare	A	2.32	1.90
2008-08-01	LOW	Lowe's Companies	D	-2.86	1.20	BIG	Big Lots	A	2.41	1.20
2008-08-01	NOK	Nokia Adr	D	-2.89	0.90	QCOM	Qualcomm	A	2.23	0.90
2008-08-01	LB	L Brands	D	-2.86	0.20	FDO	Family Dollar Stores	A	2.25	0.20
2008-08-01	MMC	Marsh & McLennan Cos	C	-1.84	0.40	PGR	Progressive	A	2.22	0.40
2008-08-01	MO	Altria	C	-1.86	0.70	WWY	Wrigley	A	2.24	0.70
2008-08-01	MRK	Merck & Co	D	-2.91	0.00					
2008-08-01	MSFT	Microsoft	D	-2.87	1.40	ADBE	Adobe Systems	A	2.22	1.40
2008-08-01	NOC	Northrop Grumman	D	-2.87	0.80	CMI	Cummins	A	2.26	0.80
2008-08-01	NRTLQ	Nortel Networks Corporation	D	-2.97	0.10					
2008-08-01	PAYX	Paychex	D	-2.85	0.40	QLGC	QLogic Corp	A	2.26	0.40
2008-08-01	PH	Parker-hannifin	C	-1.88	0.70	FLR	Fluor	A	2.25	0.70
2008-08-01	GFF	Goodman Fielder	D	-2.92	0.10					
2008-08-01	DGE	Diageo	D	-2.86	0.30	WAT	Waters	A	2.21	0.30
2008-08-01	PBR	Petroleo Brasileiro Sa - Petrobras Adr	C	-1.88	0.50	WFT	Weatherford International	A	2.32	0.50

Date	Ticker	Name	R	SM	W (%)	Ticker	Name	R	SM	W (%)
2008-08-01	RTN	Raytheon	D	-2.86	0.50	NSC	Norfolk Southern	A	2.24	0.50
2008-08-01	T	At&t	D	-2.87	1.50	CTL	Centurylink	B	1.20	1.50
2008-08-01	SIAL	Sigma Aldrich	C	-1.84	0.50	BTU	Peabody Energy Corp	A	2.23	0.50
2008-08-01	CRH	Crh	D	-2.89	0.30	LXK	Lexmark Intl	A	2.21	0.30
2008-08-01	STI	Suntrust Banks	D	-2.92	0.70					
2008-08-01	LDO	Leonardo	D	-2.86	0.50	ABI	Applied Biosystems	A	2.21	0.50
2008-08-01	UTX	United Technologies	D	-2.86	0.20	DOV	Dover	A	2.23	0.20
2008-08-01	VMC	Vulcan Materials Co	D	-2.87	0.20	BNI	Burlington Northern	A	2.22	0.20
2008-08-01	WY	Weyerhaeuser	D	-2.86	0.60	HPC	Hercules	A	2.22	0.60
2008-08-01	ZION	Zions Bancorp	D	-2.94	0.10					
2008-08-01	RIO	Rio Tinto	C	-1.87	0.40	CSC	Computer Sciences	A	2.20	0.40
2008-08-01	BSX	Boston Scientific	C	-1.86	0.50	BAX	Baxter International	A	2.31	0.50
2008-08-01	LMT	Lockheed Martin	C	-1.84	0.40	ITT	ITT Inc.	A	2.22	0.40
2008-08-01	ASML	Asml	D	-2.88	0.20	PKI	Perkinelmer	A	2.20	0.20
2008-08-01	FP	Total	D	-2.86	0.10	SE	Spectra Energy	A	2.20	0.10
2008-08-01	S	Sprint Nextel	D	-2.94	0.30					
2008-08-01	AMP	Amp	D	-2.91	0.40					
2008-08-01	NHY	Norsk Hydro	C	-1.88	0.40	PCL	Plum Creek Timber Co	A	2.20	0.40
2008-08-01	4704	Trend Micro	D	-2.88	0.60	AZO	Autozone	A	2.20	0.60
2008-08-01	FD	Macy's	D	-2.93	0.30					
2008-08-01	CBS	Cbs	D	-2.92	0.20					
2008-08-01	CXG	CNX Gas	C	-1.88	0.00	ESV	Ensco	A	2.29	0.00
2008-08-01	QWST	Qwest Communications	D	-2.94	0.20					
2008-08-01	VOD	Vodafone	D	-2.88	0.60	ACS	Affiliated Computer	A	2.20	0.60
2008-08-01	MRO	Marathon Oil	D	-2.86	0.50	NOV	National Oilwell Varco	A	2.26	0.50
2008-08-01	MTG	Mgic Investment	D	-2.98	0.10					
2008-08-01	SHPG	Shire Adr	D	-2.89	0.50	KG	King Pharmaceuticals	A	2.23	0.50
2008-08-01	PENN	Penn National Gaming	D	-2.93	0.10					
2008-08-01	CNX	Consol Energy	C	-1.90	1.30	PX	Praxair	A	2.20	1.30
2008-08-01	KSS	Kohl's	D	-2.86	0.20	HRB	H.& R.block	A	2.24	0.20
2008-08-01	VIE	Veolia Environnement	D	-2.92	0.30					
2008-08-01	AIR	Airbus	D	-2.92	0.40					
2008-08-01	SBUX	Starbucks	D	-2.94	0.30					
2008-08-01	MTB	M&t Bank	D	-2.88	0.20	SCHW	Charles Schwab	A	2.21	0.20
2008-08-01	BG	Bunge	C	-1.87	0.10	SNA	Snap-on	A	2.23	0.10
2008-08-01	PEP	Pepsico	D	-2.86	0.80	TAP	Molson Coors Brewing	A	2.21	0.80
2008-08-01	SKS	Saks	D	-2.92	0.00					
2008-08-01	WTW	Weight Watchers International	D	-2.87	0.10	LUV	Southwest Airlines	A	2.23	0.10
2008-08-01	TWX	Time Warner	D	-2.90	0.50	TJX	Tjx Companies	A	2.21	0.50
2008-08-01	BEAM	Beam Inc	D	-2.89	0.50	GIS	General Mills	A	2.20	0.50
2008-08-01	USB	Us Bancorp	D	-2.85	0.50	NTRS	Northern Trust	A	2.20	0.50
2008-08-01	AET	Aetna	D	-2.89	0.30	VAR	Varian Medical Systems	A	2.22	0.30
2008-08-01	WB	Wachovia	D	-2.95	0.00					
2008-08-01	C	Citigroup	D	-2.94	1.20					
2008-08-01	TGT	Target	D	-2.86	0.70	CM-CSA	Comcast	A	2.20	0.70
2008-08-01	VZ	Verizon Communications	D	-2.85	0.80	FTR	Frontier Communications	B	1.19	0.80
2008-08-01	UNA	Unilever	D	-2.89	0.20	KR	Kroger	A	2.20	0.20
2008-08-01	CVX	Chevron	C	-1.86	0.80	APC	Anadarko Petroleum	A	2.25	0.80
2008-08-01	HPQ	Hp	D	-2.85	0.10	DELL	Dell	A	2.22	0.10
2008-08-01	UPS	United Parcel Service	D	-2.86	0.20	GWW	Ww Grainger	A	2.21	0.20
2008-08-01	GFTU	Grafton	D	-2.95	0.20					
2008-08-01	DPW	Deutsche Post	D	-2.89	0.60	TE	Teco Energy	A	2.20	0.60
2008-08-01	CSE	CapitalSource	D	-2.88	0.20	VNO	Vornado Realty Trust	A	2.20	0.20
2008-08-01	MHS	Medco Health Solutions	C	-1.83	0.10	STJ	St Jude Medical Inc	A	2.21	0.10

Date	Ticker	Name	R	SM	W (%)	Ticker	Name	R	SM	W (%)
2008-08-01	LKOD	Oil Company Lukoil Adr	C	-1.88	0.50	GENZ	Genzyme General	A	2.19	0.50
2008-08-01	STL	Statoil	C	-1.88	0.20	CPB	Campbell Soup	A	2.19	0.20
2008-08-01	STO	Statoil Adr	C	-1.88	0.30	NBR	Nabors Industries	A	2.24	0.30
2008-08-01	TOM2	Tomtom	D	-2.96	0.20					
2008-08-01	CMG	Chipotle Mexican Grill	D	-2.93	0.00					
2008-08-01	RDS.A	Royal Dutch Shell Adr	C	-1.86	0.40	HAL	Halliburton	A	2.24	0.40
2008-08-01	CKL1	Anglo Irish Bank	D	-2.95	0.10					
2008-08-01	ARNC	Arconic	C	-1.89	0.70	APD	Air Products & Chemicals	A	2.18	0.70
2008-08-01	BIRG	Bank Of Ireland	D	-2.95	0.40					
2008-09-01	AAPL	Apple	C	-1.85	0.50	CPWR	Compuware Corp	A	2.30	0.50
2008-09-01	8058	Mitsubishi	C	-1.88	0.60	BRL	Barr Pharmaceuticals	A	2.30	0.60
2008-09-01	AFL	Aflac	C	-1.86	0.30	MA	Mastercard	A	2.92	0.30
2008-09-01	PCA.Z	Petro-Canada	C	-1.87	0.60	HRB	H.& R.block	A	2.25	0.60
2008-09-01	DVN	Devon Energy	C	-1.86	0.50	SWN	Southwestern Energy	A	2.44	0.50
2008-09-01	SU	Schneider Electric	D	-2.86	1.20	COV	Covidien	A	2.24	1.20
2008-09-01		Bayer	D	-2.84	1.10	VAR	Varian Medical Systems	A	2.23	1.10
2008-09-01	NOKIA	Nokia	D	-2.90	1.40					
2008-09-01	CS	Axa	D	-2.90	0.30	TJX	Tjx Companies	A	2.23	0.30
2008-09-01	SPM	Saipem	D	-2.84	0.10	LUV	Southwest Airlines	A	2.23	0.10
2008-09-01	RCI.A	Rogers Communications	D	-2.86	0.00	DVA	Davita	A	2.23	0.00
2008-09-01	RCI.B	Rogers Communications	D	-2.86	0.10	KG	King Pharmaceuticals	A	2.22	0.10
2008-09-01	7203	Toyota Motor	D	-2.90	0.40					
2008-09-01	BA	Boeing	D	-2.87	0.50	JBL	Jabil Circuit	A	2.31	0.50
2008-09-01	PMI	PMI	D	-2.99	0.00					
2008-09-01	BAC	Bank Of America	D	-2.90	1.00					
2008-09-01	BK	Bank Of New York Mellon	D	-2.88	0.10	SAF	Safeco Corp	A	2.27	0.10
2008-09-01	CAT	Caterpillar	C	-1.86	1.60	R	Ryder System	A	2.28	1.60
2008-09-01	TSCO	Tesco	D	-2.85	0.20	BJS	BJ Services Co	A	2.22	0.20
2008-09-01	MON	Monsanto	C	-1.87	0.20	HAS	Hasbro	A	2.29	0.20
2008-09-01	CMVT	Comverse Technology	D	-2.88	0.30	LSI	LSI	A	2.29	0.30
2008-09-01	551	Yue Yuen Industrial	D	-2.85	0.20	LTD	L Brands	A	2.22	0.20
2008-09-01	DD	E.i. Du Pont De Nemours	D	-2.85	0.60	BTU	Peabody Energy Corp	A	2.22	0.60
2008-09-01	DE	Deere	D	-2.88	1.70	DHR	Danaher	A	2.28	1.70
2008-09-01	DUK	Duke Energy	D	-2.84	0.10	PPL	Ppl	A	2.25	0.10
2008-09-01	EMR	Emerson Electric	D	-2.87	1.00	CSX	Csx	A	2.27	1.00
2008-09-01	9433	Kddi	D	-2.85	0.60	UNM	Unum	A	2.21	0.60
2008-09-01	FCX	Freeport-mcmoran	D	-2.88	1.00	CF	Cf Industries	A	2.20	1.00
2008-09-01	EDF	Electricite De France	D	-2.89	0.40	LXK	Lexmark Intl	A	2.21	0.40
2008-09-01	NEE	Nextera Energy	C	-1.85	0.20	GAS	Nicor	A	2.23	0.20
2008-09-01	GE	General Electric	D	-2.88	1.00	QLGC	QLogic Corp	A	2.26	1.00
2008-09-01	GLW	Corning Motors	D	-2.88	0.70	BRCM	Broadcom Corp	A	2.24	0.70
2008-09-01	MTLQQ	Liquidation Co	D	-2.96	0.10					
2008-09-01	HAR	Harman Ind Inc	D	-2.87	0.20	LEG	Leggett & Platt	A	2.26	0.20
2008-09-01	6981	Murata Manufacturing	D	-2.92	0.00					
2008-09-01	ADSK	Autodesk	D	-2.88	0.20	ADBE	Adobe Systems	A	2.23	0.20
2008-09-01	ITW	Illinois Tool Works	D	-2.85	0.10	CMI	Cummins	A	2.25	0.10
2008-09-01	JCI	Johnson Controls	D	-2.86	0.60	BUD	Anheuser-Busch	A	2.25	0.60
2008-09-01	KWKAQ	Quicksilver Rscs	C	-1.91	0.20	WFT	Weatherford International	A	2.32	0.20
2008-09-01	IL0A	Permanent Tsb	D	-2.91	0.20					
2008-09-01	KO	Coca-cola	D	-2.87	0.50	WWY	Wrigley	A	2.24	0.50
2008-09-01	LLTC	Linear Technology	C	-1.85	0.30	XLNX	Xilinx	A	2.23	0.30
2008-09-01	LLY	Eli Lilly	D	-2.87	1.80	GILD	Gilead Sciences	A	2.56	1.80
2008-09-01	NOK	Nokia Adr	D	-2.90	0.90	SYMC	Symantec	A	2.23	0.90
2008-09-01	MO	Altria	D	-2.86	0.70	SNA	Snap-on	A	2.24	0.70
2008-09-01	MRK	Merck & Co	D	-2.90	0.00					
2008-09-01	MSFT	Microsoft	D	-2.86	1.50	ALTR	Altera Corp.	A	2.22	1.50

Date	Ticker	Name	R	SM	W (%)	Ticker	Name	R	SM	W (%)
2008-09-01	NOC	Northrop Grumman	D	-2.86	0.80	FLR	Fluor	A	2.25	0.80
2008-09-01	NRTLQ	Nortel Networks Corporation	D	-2.97	0.10					
2008-09-01	OXY	Occidental Petroleum	C	-1.86	1.40	ESV	Enesco	A	2.28	1.40
2008-09-01	PH	Parker-hannifin	D	-2.88	0.70	NSC	Norfolk Southern	A	2.25	0.70
2008-09-01		E.ON AG	D	-2.85	0.10	CM-CSA	Comcast	A	2.21	0.10
2008-09-01	GFF	Goodman Fielder	D	-2.91	0.10					
2008-09-01	PBR	Petroleo Brasileiro Sa - Petrobras Adr	C	-1.88	0.50	APC	Anadarko Petroleum	A	2.27	0.50
2008-09-01	RTN	Raytheon	D	-2.85	0.50	BNI	Burlington Northern	A	2.23	0.50
2008-09-01	T	At&t	D	-2.87	1.60	CTL	Centurylink	A	2.21	1.60
2008-09-01	SZE	Suez	C	-1.85	0.40	WAT	Waters	A	2.21	0.40
2008-09-01	CRH	Crh	D	-2.88	0.30	VNO	Vornado Realty Trust	A	2.21	0.30
2008-09-01	STI	Suntrust Banks	D	-2.92	0.70					
2008-09-01	TXN	Texas Instruments	D	-2.88	0.50	QCOM	Qualcomm	A	2.22	0.50
2008-09-01	LDO	Leonardo	D	-2.85	0.50	AZO	Autozone	A	2.21	0.50
2008-09-01	UTX	United Technologies	D	-2.85	0.20	DOV	Dover	A	2.23	0.20
2008-09-01	WY	Weyerhaeuser	D	-2.86	0.60	PNC	Pnc Financial Services	A	2.24	0.60
2008-09-01	ZION	Zions Bancorp	D	-2.95	0.00					
2008-09-01	RIO	Rio Tinto	C	-1.87	0.40	ABI	Applied Biosystems	A	2.21	0.40
2008-09-01	ASML	Asml	D	-2.86	0.20	NTRS	Northern Trust	A	2.21	0.20
2008-09-01	FP	Total	D	-2.86	0.10	CAM	Cameron International Corp.	A	2.21	0.10
2008-09-01	S	Sprint Nextel	D	-2.94	0.30					
2008-09-01	6758	Sony	D	-2.88	0.30	STJ	St Jude Medical Inc	A	2.21	0.30
2008-09-01	6971	Kyocera	C	-1.86	0.40	BHI	Baker Hughes	A	2.20	0.40
2008-09-01	AMP	Amp	D	-2.89	0.50	EQ	Embarq	A	2.20	0.50
2008-09-01	NHY	Norsk Hydro	D	-2.89	0.30	FE	Firstenergy	A	2.20	0.30
2008-09-01	CSCO	Cisco Systems	D	-2.85	2.00	ACS	Affiliated Computer	A	2.22	2.00
2008-09-01	4704	Trend Micro	D	-2.88	0.60	PCL	Plum Creek Timber Co	A	2.20	0.60
2008-09-01	FD	Macy's	D	-2.93	0.40					
2008-09-01	CBS	Cbs	D	-2.92	0.20					
2008-09-01	CXG	CNX Gas	C	-1.89	0.00	NOV	National Oilwell Varco	A	2.24	0.00
2008-09-01	QWST	Qwest Communications	D	-2.94	0.20					
2008-09-01	VOD	Vodafone	D	-2.88	0.60	HOG	Harley-davidson	A	2.20	0.60
2008-09-01	MRO	Marathon Oil	D	-2.86	0.40	NBR	Nabors Industries	A	2.24	0.40
2008-09-01	MTG	Mgic Investment	D	-2.98	0.10					
2008-09-01	SHPG	Shire Adr	D	-2.89	0.50	ESRX	Express Scripts Holding	A	2.41	0.50
2008-09-01	PENN	Penn National Gaming	D	-2.91	0.10					
2008-09-01	CNX	Consol Energy	C	-1.90	1.30	PX	Praxair	A	2.19	1.30
2008-09-01	VIE	Veolia Environnement	D	-2.91	0.30					
2008-09-01	AIR	Airbus	D	-2.89	0.50	AVB	Avalonbay Communities	A	2.20	0.50
2008-09-01	SBUX	Starbucks	D	-2.85	0.30	BIG	Big Lots	A	2.39	0.30
2008-09-01	POT	Potash Corporation Of Saskatchewan	C	-1.87	0.80	XTO	XTO Energy Inc	A	2.20	0.80
2008-09-01	VMED	Virgin Media Inc.	D	-2.88	0.20	RSHCQ	RS Legacy Corp	A	2.26	0.20
2008-09-01	MTB	M&t Bank	D	-2.88	0.20	WU	The Western Union	A	2.23	0.20
2008-09-01	SYNN	Syngenta	C	-1.86	1.60	GENZ	Genzyme General International	A	2.20	1.60
2008-09-01	RPM	Rpm International	D	-2.86	0.20	IP	International Paper	B	1.20	0.20
2008-09-01	BG	Bunge	C	-1.88	0.10	JNY	Jones Group	A	2.23	0.10
2008-09-01	SKS	Saks	D	-2.91	0.00					
2008-09-01	BRK.A	Berkshire Hathaway	D	-2.87	0.30	HPC	Hercules	A	2.23	0.30

Date	Ticker	Name	R	SM	W (%)	Ticker	Name	R	SM	W (%)
2008-09-01	GCC	C&c	D	-2.92	0.20					
2008-09-01	WTW	Weight Watchers International	D	-2.87	0.10	FDO	Family Dollar Stores	A	2.26	0.10
2008-09-01	ROP	Roper Technologies	C	-1.85	0.10	GWV	Ww Grainger	A	2.21	0.10
2008-09-01	BEAM	Beam Inc	D	-2.89	0.50	GIS	General Mills	A	2.20	0.50
2008-09-01	AET	Aetna	D	-2.84	0.30	THC	Tenet Healthcare	A	2.32	0.30
2008-09-01	WB	Wachovia	D	-2.95	0.00					
2008-09-01	C	Citigroup	D	-2.94	1.20					
2008-09-01	VZ	Verizon Communications	D	-2.85	0.80	FTR	Frontier Communications	A	2.21	0.80
2008-09-01	UNA	Unilever	D	-2.88	0.20	DGX	Quest Diagnostics	A	2.20	0.20
2008-09-01	JOY	Joy Global	C	-1.87	0.60	ITT	ITT Inc.	A	2.21	0.60
2008-09-01	CVX	Chevron	C	-1.86	0.80	COG	Cabot Oil & Gas	A	2.23	0.80
2008-09-01	UPS	United Parcel Service	D	-2.86	0.20	PKI	Perkinelmer	A	2.20	0.20
2008-09-01	GFTU	Grafton	D	-2.95	0.20					
2008-09-01	DPW	Deutsche Post	D	-2.88	0.60	AOC	Aon plc	A	2.20	0.60
2008-09-01	CSE	CapitalSource	D	-2.87	0.20	SCHW	Charles Schwab	A	2.22	0.20
2008-09-01	MHS	Medco Health Solutions	C	-1.84	0.10	BAX	Baxter International	A	2.31	0.10
2008-09-01	LKOD	Oil Company Lukoil Adr	C	-1.89	0.40	TE	Teco Energy	A	2.20	0.40
2008-09-01	STL	Statoil	C	-1.88	0.20	STZ	Constellation Brands	A	2.20	0.20
2008-09-01	STO	Statoil Adr	C	-1.88	0.30	HAL	Halliburton	A	2.23	0.30
2008-09-01	KBR	Kbr	D	-2.89	0.30	PLL	Pall Corp	A	2.20	0.30
2008-09-01	TOM2	Tomtom	D	-2.96	0.30					
2008-09-01	CMG	Chipotle Mexican Grill	D	-2.92	0.00					
2008-09-01	RDS.A	Royal Dutch Shell Adr	D	-2.86	0.40	CHK	Chesapeake Energy	A	2.22	0.40
2008-09-01	TEL	Te Connectivity	C	-1.85	0.10	BMS	Bemis	A	2.18	0.10
2008-09-01	CKL1	Anglo Irish Bank	D	-2.94	0.10					
2008-09-01	GOOGL	Alphabet	D	-2.87	1.10	NSM	Nat Semiconductor	A	2.22	1.10
2008-09-01	ARNC	Arconic	D	-2.89	0.70	AVY	Avery Dennison	B	1.19	0.70
2008-09-01	BIRG	Bank Of Ireland	D	-2.95	0.40					
2008-10-01	AAPL	Apple	C	-1.90	0.30	CPWR	Compuware Corp	A	2.25	0.30
2008-10-01	8058	Mitsubishi	D	-2.90	0.70					
2008-10-01	AFL	Aflac	D	-2.85	0.20	PNC	Pnc Financial Services	A	2.26	0.20
2008-10-01	PCA.Z	Petro-Canada	D	-2.90	0.50					
2008-10-01	DVN	Devon Energy	C	-1.88	0.40	SWN	Southwestern Energy	A	2.35	0.40
2008-10-01	SU	Schneider Electric	D	-2.88	1.10	VAR	Varian Medical Systems	A	2.21	1.10
2008-10-01	NOKIA	Nokia	D	-2.92	1.10					
2008-10-01	SPM	Saipem	D	-2.87	0.10	GIS	General Mills	A	2.21	0.10
2008-10-01	RCL.A	Rogers Communications	D	-2.87	0.00	JNY	Jones Group	A	2.21	0.00
2008-10-01	RCL.B	Rogers Communications	D	-2.87	0.10	HCP	Hcp	A	2.21	0.10
2008-10-01	7203	Toyota Motor	D	-2.91	0.40					
2008-10-01	BA	Boeing	D	-2.89	0.40	APH	Amphenol	A	2.33	0.40
2008-10-01	BK	Bank Of New York Mellon	D	-2.89	0.10	BBT	Bb&t	A	2.24	0.10
2008-10-01	CAT	Caterpillar	D	-2.89	1.40	DHR	Danaher	A	2.23	1.40
2008-10-01	TSCO	Tesco	D	-2.85	0.20	LUV	Southwest Airlines	A	2.21	0.20
2008-10-01	CLF	Cliffs Natural Resources	C	-1.92	0.10	ECL	Ecolab	A	2.19	0.10
2008-10-01	MON	Monsanto	C	-1.89	0.30	HAS	Hasbro	A	2.26	0.30
2008-10-01	CMVT	Converse Technology	D	-2.92	0.20					
2008-10-01	551	Yue Yuen Industrial	D	-2.86	0.20	UST	UST Inc	A	2.21	0.20
2008-10-01	7011	Mitsubishi Heavy Industries	C	-1.87	0.20	UNM	Unum	A	2.21	0.20
2008-10-01	DRX	Elan Corporation	D	-2.94	0.10					
2008-10-01	DE	Deere	D	-2.92	1.30					
2008-10-01	MCHP	Microchip Technology	D	-2.87	0.40	LSI	LSI	A	2.23	0.40
2008-10-01	EMC	EMC Corp	D	-2.89	0.60	ACS	Affiliated Computer	A	2.21	0.60

Date	Ticker	Name	R	SM	W (%)	Ticker	Name	R	SM	W (%)
2008-10-01	EMR	Emerson Electric	D	-2.89	0.90	NSC	Norfolk Southern	A	2.22	0.90
2008-10-01	9433	Kddi	D	-2.86	0.30	HPC	Hercules	A	2.21	0.30
2008-10-01	FCX	Freeport-mcmoran	D	-2.93	0.70					
2008-10-01	EDF	Electricite De France	D	-2.90	0.40					
2008-10-01	NEE	Nextera Energy	D	-2.88	0.20	GAS	Nicor	A	2.23	0.20
2008-10-01		Fidelity National Information Services	D	-2.87	0.40	QLGC	QLogic Corp	A	2.22	0.40
2008-10-01	GD	General Dynamics	C	-1.87	0.80	PTV	Pactiv Corp	A	2.22	0.80
2008-10-01	GE	General Electric	D	-2.89	1.00	CVG	Convergys	A	2.21	1.00
2008-10-01	GLW	Corning	D	-2.91	0.80					
2008-10-01	HAR	Harman Ind Inc	D	-2.88	0.20	LEG	Leggett & Platt	A	2.26	0.20
2008-10-01	6981	Murata Manufacturing	D	-2.92	0.00					
2008-10-01	ADSK	Autodesk	D	-2.89	0.30	ADBE	Adobe Systems	A	2.21	0.30
2008-10-01	ITW	Illinois Tool Works	D	-2.87	0.10	BNI	Burlington Northern	A	2.19	0.10
2008-10-01	JCI	Johnson Controls	D	-2.86	0.70	WWY	Wrigley	A	2.24	0.70
2008-10-01		Quicksilver Rscs	D	-2.93	0.10					
2008-10-01	KWKAQ									
2008-10-01	IL0A	Permanent Tsb	D	-2.92	0.20					
2008-10-01	KLAC	Kla-tencor	D	-2.89	0.20	ALTR	Altera Corp.	A	2.20	0.20
2008-10-01	KO	Coca-cola	D	-2.86	0.70	BUD	Anheuser-Busch	A	2.24	0.70
2008-10-01	LLTC	Linear Technology	C	-1.87	0.20	SYMC	Symantec	A	2.19	0.20
2008-10-01	LLY	Eli Lilly	D	-2.88	1.90	GILD	Gilead Sciences	A	2.49	1.90
2008-10-01	NOK	Nokia Adr	D	-2.92	2.00					
2008-10-01	TRMB	Trimble	C	-1.89	0.30	GWW	Ww Grainger	A	2.19	0.30
2008-10-01	MO	Altria	D	-2.86	0.70	PHM	Pultegroup	A	2.24	0.70
2008-10-01	MRK	Merck & Co	D	-2.91	0.30					
2008-10-01	MSFT	Microsoft	D	-2.86	2.50	QCOM	Qualcomm	A	2.17	2.50
2008-10-01	NEM	Newmont Mining	D	-2.87	0.30	PPG	Ppg Industries	A	2.18	0.30
2008-10-01	NOC	Northrop Grumman	D	-2.89	0.70	CTAS	Cintas	A	2.19	0.70
2008-10-01	OXY	Occidental Petroleum	C	-1.89	1.30	APC	Anadarko Petroleum	A	2.21	1.30
2008-10-01	PH	Parker-hannifin	D	-2.90	0.70					
2008-10-01		E.ON AG	D	-2.87	0.40	GENZ	Genzyme General	A	2.21	0.40
2008-10-01	PBR	Petroleo Brasileiro Sa - Petrobras Adr	C	-1.90	0.50	WFT	Weatherford International	A	2.20	0.50
2008-10-01	RTN	Raytheon	D	-2.87	0.50	SHW	Sherwin-williams	A	2.18	0.50
2008-10-01	T	At&t	D	-2.88	1.50	CTL	Centurylink	A	2.20	1.50
2008-10-01	SII	Smith International	C	-1.89	0.50	COG	Cabot Oil & Gas	A	2.18	0.50
2008-10-01	SLB	Schlumberger	C	-1.88	1.50	CHK	Chesapeake Energy	A	2.16	1.50
2008-10-01	CRH	Crh	D	-2.90	0.30					
2008-10-01	STR	Questar Corp	D	-2.91	0.60					
2008-10-01	TXN	Texas Instruments	D	-2.89	0.20	DELL	Dell	A	2.15	0.20
2008-10-01	LDO	Leonardo	D	-2.87	0.40	HSY	The Hershey	A	2.21	0.40
2008-10-01	UTX	United Technologies	D	-2.87	0.20	MWV	MeadWestvaco	A	2.18	0.20
2008-10-01	RHT	Red Hat	C	-1.89	0.30	EK	Eastman Kodak International	B	1.21	0.30
2008-10-01	X	United States Steel	C	-1.94	0.40	IP	International Paper	B	1.20	0.40
2008-10-01	CCO	Cameco	D	-2.91	0.10					
2008-10-01	BSX	Boston Scientific	D	-2.86	0.50	ESRX	Express Scripts Holding	A	2.41	0.50
2008-10-01	NCC	National City Corp	D	-2.99	0.00					
2008-10-01	ETR	Entergy	D	-2.88	0.00	ED	Consolidated Edison	A	2.19	0.00
2008-10-01	ASML	Asml	D	-2.89	0.10	STZ	Constellation Brands	A	2.20	0.10
2008-10-01	S	Sprint Nextel	D	-2.95	0.20					
2008-10-01	6758	Sony	D	-2.90	0.30					
2008-10-01	6971	Kyocera	C	-1.88	0.40	CLX	Clorox	A	2.20	0.40
2008-10-01	A	Agilent Technologies	C	-1.87	0.70	RHI	Robert Half International	A	2.18	0.70
2008-10-01	AMP	Amp	D	-2.89	0.50	EL	Estee Lauder Companies	A	2.20	0.50
2008-10-01	NHY	Norsk Hydro	D	-2.93	0.20					
2008-10-01	CSCO	Cisco Systems	D	-2.87	2.10	MOT	Motorola Solutions	B	1.18	2.10
2008-10-01	FD	Macy's	D	-2.94	0.40					
2008-10-01	AW	Allied Waste	C	-1.87	0.10	ITT	ITT Inc.	A	2.18	0.10

Date	Ticker	Name	R	SM	W (%)	Ticker	Name	R	SM	W (%)
2008-10-01	QWST	Qwest Communications	D	-2.95	0.20					
2008-10-01	VOD	Vodafone	D	-2.89	0.50	PCL	Plum Creek Timber Co	A	2.20	0.50
2008-10-01	MRO	Marathon Oil	D	-2.88	0.40	HRB	H.& R.block	A	2.23	0.40
2008-10-01	MTG	Mgic Investment	D	-2.98	0.10					
2008-10-01	PENN	Penn National Gaming	D	-2.93	0.10					
2008-10-01	CNX	Consol Energy	C	-1.94	0.90	IFF	International Flavors & Fragrances	B	1.17	0.90
2008-10-01	VIE	Veolia Environnement	D	-2.93	0.30					
2008-10-01	SBUX	Starbucks	D	-2.85	0.30	BIG	Big Lots	A	2.36	0.30
2008-10-01	POT	Corporation Of Saskatchewan	C	-1.91	0.60	K	Kellogg	A	2.20	0.60
2008-10-01	VMED	Virgin Media Inc.	D	-2.92	0.20					
2008-10-01	SYNN	Syngenta	C	-1.89	1.30	KFT	Mondelez International Inc.	A	2.20	1.30
2008-10-01	RPM	Rpm International	D	-2.87	0.20	RSHCQ	RS Legacy Corp	A	2.23	0.20
2008-10-01	SYK	Stryker	C	-1.84	0.50	BAX	Baxter International	A	2.31	0.50
2008-10-01	SKS	Saks	D	-2.93	0.00					
2008-10-01	GCC	C&c	D	-2.95	0.10					
2008-10-01	WTW	Weight Watchers International	D	-2.88	0.10	FDO	Family Dollar Stores	A	2.26	0.10
2008-10-01	RIO	Rio Tinto	D	-2.92	0.20					
2008-10-01	WYE	Wyeth	D	-2.87	1.10	BRL	Barr Pharmaceuticals	A	2.29	1.10
2008-10-01	ROP	Roper Technologies	C	-1.87	0.10	ADP	Automatic Data Processing	A	2.17	0.10
2008-10-01	BEAM	Beam Inc	D	-2.89	0.50	CPB	Campbell Soup	A	2.22	0.50
2008-10-01	AET	Aetna	D	-2.86	0.30	THC	Tenet Healthcare	A	2.28	0.30
2008-10-01	DO	Diamond Offshore Drilling	D	-2.89	1.00	COV	Covidien	A	2.23	1.00
2008-10-01	VZ	Verizon Communications	D	-2.87	0.80	FTR	Frontier Communications	A	2.19	0.80
2008-10-01	EXC	Exelon	D	-2.89	0.40	TEG	Integrys Energy	A	2.19	0.40
2008-10-01	UNA	Unilever	D	-2.87	0.30	JNS	Janus Capital	A	2.20	0.30
2008-10-01	JOY	Joy Global	C	-1.92	0.40	PKI	Perkinelmer	A	2.17	0.40
2008-10-01	CVX	Chevron	D	-2.87	0.80	APOL	Apollo Educat Grp	A	2.23	0.80
2008-10-01	HPQ	Hp	D	-2.84	0.20	NTAP	Netapp	B	1.15	0.20
2008-10-01	UPS	United Parcel Service	D	-2.85	0.30	FISV	Fiserv	A	2.17	0.30
2008-10-01	GFTU	Grafton	D	-2.96	0.10					
2008-10-01	DPW	Deutsche Post	D	-2.89	0.60	KR	Kroger	A	2.19	0.60
2008-10-01	CSE	CapitalSource	D	-2.85	0.20	SCHW	Charles Schwab	A	2.22	0.20
2008-10-01	LKOD	Oil Company Lukoil Adr	D	-2.91	0.40					
2008-10-01	STL	Statoil	D	-2.90	0.10	AVB	Avalonbay Communities	A	2.19	0.10
2008-10-01	STO	Statoil Adr	D	-2.91	0.20					
2008-10-01	KBR	Kbr	D	-2.93	0.20					
2008-10-01	TS	Tenaris Adr	C	-1.92	1.20	EQR	Equity Residential	A	2.22	1.20
2008-10-01	TOM2	Tomtom	D	-2.97	0.20					
2008-10-01	CMG	Chipotle Mexican Grill	D	-2.94	0.00					
2008-10-01	RDS.A	Royal Dutch Shell Adr	D	-2.88	0.40	DVA	Davita	A	2.22	0.40
2008-10-01	TEL	Te Connectivity	D	-2.88	0.10	JBL	Jabil Circuit	A	2.17	0.10
2008-10-01	CKL1	Anglo Irish Bank	D	-2.96	0.10					
2008-10-01	GOOGL	Alphabet	D	-2.88	1.20	INTC	Intel	B	1.15	1.20
2008-10-01	ARNC	Arconic	D	-2.93	0.50					
2008-10-01	BHGE	Baker Hughes, A Ge	C	-1.90	0.00	PSA	Public Storage	A	2.22	0.00
2008-10-01	BIRG	Bank Of Ireland	D	-2.96	0.30					
2008-11-03	AAPL	Apple	D	-2.91	0.40					
2008-11-03	ECA	Encana	D	-2.90	0.80	TEG	Integrys Energy	A	2.18	0.80
2008-11-03	8058	Mitsubishi	D	-2.93	0.60					
2008-11-03	AFL	Aflac	D	-2.89	0.20	PNC	Pnc Financial Services	A	2.23	0.20
2008-11-03	PCA.Z	Petro-Canada	D	-2.92	0.50					

Date	Ticker	Name	R	SM	W (%)	Ticker	Name	R	SM	W (%)
2008-11-03	DVN	Devon Energy	D	-2.90	0.40	SWN	Southwestern Energy	A	2.39	0.40
2008-11-03	SU	Schneider Electric	D	-2.91	1.10					
2008-11-03	NOKIA	Nokia	D	-2.93	1.30					
2008-11-03	SPM	Saipem	D	-2.91	0.10					
2008-11-03	RCL.A	Rogers Communications	D	-2.88	0.00	HPC	Hercules	A	2.18	0.00
2008-11-03	RCL.B	Rogers Communications	D	-2.87	0.20	SCHW	Charles Schwab	A	2.18	0.20
2008-11-03	7203	Toyota Motor	D	-2.93	0.40					
2008-11-03	AVP	Avon Products	D	-2.91	0.30					
2008-11-03	BA	Boeing	D	-2.90	0.50	PTV	Pactiv Corp	A	2.21	0.50
2008-11-03	BK	Bank Of New York Mellon	D	-2.89	0.10	BBT	Bb&t	A	2.22	0.10
2008-11-03	CAT	Caterpillar	D	-2.92	1.20					
2008-11-03	CELG	Celgene	C	-1.86	0.40	GILD	Gilead Sciences	A	2.51	0.40
2008-11-03	CI	Cigna	D	-2.92	0.20					
2008-11-03	CLF	Cliffs Natural Resources	C	-1.95	0.10	PPG	Ppg Industries	A	2.15	0.10
2008-11-03	MON	Monsanto	D	-2.90	0.40	BUD	Anheuser-Busch	A	2.23	0.40
2008-11-03	CMVT	Comverse Technology	D	-2.94	0.20					
2008-11-03	551	Yue Yuen Industrial	D	-2.89	0.20	RSHCQ	RS Legacy Corp	A	2.18	0.20
2008-11-03	7011	Mitsubishi Heavy Industries	D	-2.91	0.20					
2008-11-03	DRX	Elan Corporation	D	-2.96	0.10					
2008-11-03	DE	Deere	D	-2.93	1.30					
2008-11-03	MCHP	Microchip Technology	D	-2.89	0.50	ACS	Affiliated Computer	A	2.17	0.50
2008-11-03	EMC	EMC Corp	D	-2.89	0.70	LSI	LSI	A	2.17	0.70
2008-11-03	EMR	Emerson Electric	D	-2.91	0.90					
2008-11-03	9433	Kddi	D	-2.86	0.40	PSA	Public Storage	A	2.17	0.40
2008-11-03	FCX	Freepport-mcmoran	D	-2.96	0.50					
2008-11-03	EDF	Electricite De France	D	-2.91	0.50					
2008-11-03	NEE	Nextera Energy	D	-2.89	0.20	GAS	Nicor	A	2.24	0.20
2008-11-03		Fidelity National Information Services	D	-2.89	0.40	BNI	Burlington Northern	A	2.19	0.40
2008-11-03	GD	General Dynamics	D	-2.89	0.80	SHW	Sherwin-williams	A	2.17	0.80
2008-11-03	GE	General Electric	D	-2.92	1.00					
2008-11-03	GLW	Corning	D	-2.93	0.70					
2008-11-03	HAR	Harman Ind Inc	D	-2.93	0.20					
2008-11-03	IBM	IBM	C	-1.88	1.00	SYMC	Symantec	A	2.13	1.00
2008-11-03	6981	Murata Manufacturing	D	-2.94	0.00					
2008-11-03	ADSK	Autodesk	D	-2.93	0.20					
2008-11-03	ITW	Illinois Tool Works	D	-2.90	0.10	CTAS	Cintas	A	2.16	0.10
2008-11-03	JCI	Johnson Controls	D	-2.91	0.50					
2008-11-03	KWKAQ	Quicksilver Rscs	D	-2.96	0.10					
2008-11-03	IL0A	Permanent Tsb	D	-2.97	0.10					
2008-11-03	KLAC	Kla-tencor	D	-2.92	0.10					
2008-11-03	KO	Coca-cola	D	-2.88	0.70	UST	UST Inc	A	2.21	0.70
2008-11-03	LLTC	Linear Technology	D	-2.90	0.20	DELL	Dell	A	2.12	0.20
2008-11-03	LLY	Eli Lilly	D	-2.90	1.80					
2008-11-03	NOK	Nokia Adr	D	-2.94	2.10					
2008-11-03	TRMB	Trimble	D	-2.90	0.30					
2008-11-03	MCD	Mcdonald's	C	-1.86	2.20	FDO	Family Dollar Stores	A	2.28	2.20
2008-11-03	ROG	Roche	D	-2.85	2.60	KFT	Mondelez International Inc.	A	2.17	2.60
2008-11-03	MDT	Medtronic	C	-1.88	1.20	ESRX	Express Scripts Holding	A	2.34	1.20
2008-11-03	MO	Altria	D	-2.87	0.80	GIS	General Mills	A	2.21	0.80
2008-11-03	MRK	Merck & Co	D	-2.92	0.30					
2008-11-03	MSFT	Microsoft	D	-2.88	2.70	CPB	Campbell Soup	A	2.21	2.70
2008-11-03	MUR	Murphy Oil	D	-2.92	0.80					
2008-11-03	NEM	Newmont Mining	D	-2.91	0.30					
2008-11-03	NOC	Northrop Grumman	D	-2.91	0.70					
2008-11-03	ORCL	Oracle	D	-2.87	3.00	LEG	Leggett & Platt	A	2.20	3.00
2008-11-03	OXY	Occidental Petroleum	D	-2.91	1.30					

Date	Ticker	Name	R	SM	W (%)	Ticker	Name	R	SM	W (%)
2008-11-03	PH	Parker-hannifin	D	-2.92	0.60					
2008-11-03		E.ON AG	D	-2.88	0.40	PG	Procter & Gamble	A	2.17	0.40
2008-11-03	PBR	Petroleo Brasileiro Sa - Petrobras Adr	D	-2.94	0.40					
2008-11-03	RTN	Raytheon	D	-2.88	0.50	ADP	Automatic Data Processing	A	2.14	0.50
2008-11-03	T	At&t	D	-2.89	1.90	CTL	Centurylink	A	2.15	1.90
2008-11-03	SIAL	Sigma Aldrich Smith	D	-2.88	0.50	ECL	Ecolab	A	2.15	0.50
2008-11-03	SII	International Schlumberger	D	-2.92	1.20					
2008-11-03	SLB	Schlumberger	D	-2.92	1.20					
2008-11-03	CRH	Crh	D	-2.88	0.40	EQR	Equity Residential	A	2.17	0.40
2008-11-03	STR	Questar Corp	D	-2.93	0.60					
2008-11-03	AMZN	Amazon.com	D	-2.89	0.30	APOL	Apollo Educat Grp	A	2.26	0.30
2008-11-03	TXN	Texas Instruments	D	-2.90	0.20					
2008-11-03	LDO	Leonardo	D	-2.90	0.40					
2008-11-03	UTX	United Technologies	D	-2.88	0.30	FISV	Fiserv	A	2.12	0.30
2008-11-03	WM	Waste Management	D	-2.87	0.60	MWV	MeadWestvaco	A	2.11	0.60
2008-11-03	RHT	Red Hat	D	-2.91	0.30					
2008-11-03	X	United States Steel	D	-2.97	0.30					
2008-11-03	CCO	Cameco	D	-2.93	0.10					
2008-11-03	BSX	Boston Scientific	D	-2.89	0.50	BRL	Barr Pharmaceuticals	A	2.28	0.50
2008-11-03	NCC	National City Corp	D	-2.99	0.00					
2008-11-03	ETR	Entergy	D	-2.89	0.00	ED	Consolidated Edison	A	2.19	0.00
2008-11-03	ASML	Asml	D	-2.88	0.20	SO	Southern	A	2.17	0.20
2008-11-03	S	Sprint Nextel	D	-2.97	0.10					
2008-11-03	6758	Sony	D	-2.93	0.30					
2008-11-03	6971	Kyocera	D	-2.91	0.40					
2008-11-03	A	Agilent Technologies	D	-2.90	0.60	CVG	Convergys	A	2.11	0.60
2008-11-03	AMP	Amp	D	-2.91	0.50					
2008-11-03	NHY	Norsk Hydro	D	-2.94	0.20					
2008-11-03	CSCO	Cisco Systems	D	-2.90	2.00	CLX	Clorox	A	2.20	2.00
2008-11-03	FD	Macy's	D	-2.96	0.30					
2008-11-03	AW	Allied Waste	C	-1.88	0.10	SEE	Sealed Air	B	1.13	0.10
2008-11-03	QWST	Qwest Communications	D	-2.95	0.30					
2008-11-03	VOD	Vodafone	D	-2.90	0.60					
2008-11-03	MRO	Marathon Oil	D	-2.92	0.40					
2008-11-03	MTG	Mgic Investment	D	-2.99	0.10					
2008-11-03	SHPG	Shire Adr	D	-2.88	0.50	THC	Tenet Healthcare	A	2.22	0.50
2008-11-03	PENN	Penn National Gaming	D	-2.95	0.10					
2008-11-03	CNX	Consol Energy	D	-2.95	0.80					
2008-11-03	VIE	Veolia Environnement	D	-2.95	0.20					
2008-11-03	SBUX	Starbucks	D	-2.88	0.30	HRB	H.& R.block	A	2.19	0.30
2008-11-03	POT	Potash Corporation Of Saskatchewan	C	-1.93	0.60	PCG	Pg&e	A	2.17	0.60
2008-11-03	VMED	Virgin Media Inc.	D	-2.93	0.20					
2008-11-03	SYNN	Syngenta	D	-2.89	1.50	HNZ	Heinz	A	2.17	1.50
2008-11-03	RPM	Rpm International	D	-2.90	0.20					
2008-11-03	SYK	Stryker	D	-2.87	0.50	DGX	Quest Diagnostics	A	2.17	0.50
2008-11-03	SKS	Saks	D	-2.96	0.00					
2008-11-03	GCC	C&c	D	-2.97	0.10					
2008-11-03	WTW	Weight Watchers International	D	-2.89	0.10	AZO	Autozone	A	2.18	0.10
2008-11-03	RIO	Rio Tinto	D	-2.93	0.20					
2008-11-03	WYE	Wyeth	D	-2.88	1.10	AGN	Allergan	B	1.12	1.10
2008-11-03	ROP	Roper Technologies	D	-2.89	0.10	MAS	Masco	B	1.12	0.10
2008-11-03	BEAM	Beam Inc	D	-2.93	0.40					
2008-11-03	AET	Aetna	D	-2.90	0.20					
2008-11-03	DO	Diamond Offshore Drilling	D	-2.91	1.10					
2008-11-03	VZ	Verizon Communications	D	-2.87	1.00	FTR	Frontier Communications	A	2.15	1.00
2008-11-03	EXC	Exelon	D	-2.90	0.40					
2008-11-03	SOV	Sovereign Bncp	D	-2.96	0.00					

Date	Ticker	Name	R	SM	W (%)	Ticker	Name	R	SM	W (%)
2008-11-03	JOY	Joy Global	D	-2.95	0.30					
2008-11-03	CVX	Chevron	D	-2.88	0.90	COV	Covidien	A	2.19	0.90
2008-11-03	HPQ	Hp	D	-2.86	0.20	HSY	The Hershey	A	2.19	0.20
2008-11-03	UPS	United Parcel Service	D	-2.87	0.30	HCBK	Hudson City Bancorp	A	2.19	0.30
2008-11-03	GFTU	Grafton	D	-2.97	0.10					
2008-11-03	DPW	Deutsche Post	D	-2.93	0.50					
2008-11-03	CSE	CapitalSource	D	-2.92	0.10					
2008-11-03	LKOD	Oil Company Lukoil Adr	D	-2.95	0.30					
2008-11-03	STL	Statoil	D	-2.89	0.20	PHM	Pultegroup	A	2.16	0.20
2008-11-03	STO	Statoil Adr	D	-2.92	0.20					
2008-11-03	KBR	Kbr	D	-2.94	0.20					
2008-11-03	TS	Tenaris Adr	D	-2.95	0.80					
2008-11-03	TOM2	Tomtom	D	-2.98	0.10					
2008-11-03	CMG	Chipotle Mexican Grill	D	-2.95	0.00					
2008-11-03	RDS.A	Royal Dutch Shell Adr	D	-2.89	0.40	K	Kellogg	A	2.18	0.40
2008-11-03	TEL	Te Connectivity	D	-2.91	0.10					
2008-11-03	CKL1	Anglo Irish Bank	D	-2.98	0.00					
2008-11-03	GOOGL	Alphabet	D	-2.90	1.20					
2008-11-03	ARNC	Arconic	D	-2.96	0.40					
2008-11-03	BHGE	Baker Hughes, A Ge	D	-2.94	0.00					
2008-11-03	BIRG	Bank Of Ireland	D	-2.98	0.20					
2008-12-01	AAPL	Apple	D	-2.92	0.40					
2008-12-01	ABT	Abbott Laboratories	C	-1.86	1.00	BRL	Barr Pharmaceuticals	A	2.27	1.00
2008-12-01	ECA	Encana	D	-2.91	0.90					
2008-12-01	8058	Mitsubishi	D	-2.95	0.50					
2008-12-01	AFL	Aflac	D	-2.89	0.20	SCHW	Charles Schwab	A	2.14	0.20
2008-12-01	PCA.Z	Petro-Canada	D	-2.92	0.60					
2008-12-01	DVN	Devon Energy	D	-2.91	0.40					
2008-12-01	AMR	AMR Corp	C	-1.89	0.30	FDO	Family Dollar Stores	A	2.27	0.30
2008-12-01	SU	Schneider Electric	D	-2.91	1.20					
2008-12-01		Bayer	D	-2.89	1.10					
2008-12-01	NOKIA	Nokia	D	-2.94	1.30					
2008-12-01	CS	Axa	D	-2.90	0.30					
2008-12-01	SPM	Saipem	D	-2.93	0.10					
2008-12-01	RCI.A	Rogers Communications	D	-2.88	0.00					
2008-12-01	RCI.B	Rogers Communications	D	-2.88	0.20					
2008-12-01	7203	Toyota Motor	D	-2.94	0.40					
2008-12-01	AVP	Avon Products	D	-2.93	0.20					
2008-12-01	BA	Boeing	D	-2.92	0.50					
2008-12-01	BBY	Best Buy	D	-2.93	0.50					
2008-12-01	BCR	C R Bard	D	-2.87	0.90	CEPH	Cephalon	A	2.20	0.90
2008-12-01	BK	Bank Of New York Mellon	D	-2.91	0.10					
2008-12-01	CAT	Caterpillar	D	-2.93	1.30					
2008-12-01	CELG	Celgene	C	-1.90	0.30	DGX	Quest Diagnostics	A	2.16	0.30
2008-12-01	CI	Cigna	D	-2.96	0.10					
2008-12-01	CLF	Cliffs Natural Resources	D	-2.97	0.10					
2008-12-01	MON	Monsanto	D	-2.92	0.40					
2008-12-01	CMVT	Comverse Technology	D	-2.95	0.20					
2008-12-01	551	Yue Yuen Industrial	D	-2.90	0.20					
2008-12-01	7011	Mitsubishi Heavy Industries	D	-2.89	0.20					
2008-12-01	7731	Nikon	D	-2.95	0.20					
2008-12-01	DRX	Elan Corporation	D	-2.97	0.10					
2008-12-01	DD	E.i. Du Pont De Nemours	D	-2.92	0.50					
2008-12-01	KSP	Kingspan	D	-2.94	0.10					
2008-12-01	DE	Deere	D	-2.95	1.20					
2008-12-01	MCHP	Microchip Technology	D	-2.92	0.40					
2008-12-01	DUK	Duke Energy	D	-2.87	0.20	COV	Covidien	A	2.15	0.20

Date	Ticker	Name	R	SM	W (%)	Ticker	Name	R	SM	W (%)
2008-12-01	EMC	EMC Corp	D	-2.91	0.70					
2008-12-01	EMR	Emerson Electric	D	-2.91	1.10					
2008-12-01	9433	Kddi	D	-2.85	0.50					
2008-12-01	FCX	Freeport-mcmoran	D	-2.97	0.40					
2008-12-01	EDF	Electricite De France	D	-2.92	0.50					
2008-12-01	NEE	Nextera Energy	D	-2.89	0.20	PHM	Pultegroup	A	2.14	0.20
2008-12-01		Fidelity National Information Services	D	-2.89	0.50	BNI	Burlington Northern	A	2.16	0.50
2008-12-01	GD	General Dynamics	D	-2.91	0.80					
2008-12-01	GE	General Electric	D	-2.93	1.00					
2008-12-01	GLW	Corning	D	-2.95	0.60					
2008-12-01	HAR	Harman Ind Inc	D	-2.95	0.10					
2008-12-01	IBM	IBM	D	-2.90	1.00					
2008-12-01	6981	Murata Manufacturing	D	-2.94	0.00					
2008-12-01	ADSK	Autodesk	D	-2.95	0.20					
2008-12-01	ITW	Illinois Tool Works	D	-2.91	0.10					
2008-12-01	JCI	Johnson Controls	D	-2.92	0.50					
2008-12-01	JNJ	Johnson & Johnson	D	-2.87	0.50	K	Kellogg	A	2.14	0.50
2008-12-01	KWKAQ	Quicksilver Rscs	D	-2.98	0.10					
2008-12-01	IL0A	Permanent Tsb	D	-2.98	0.10					
2008-12-01	KLAC	Kla-tencor	D	-2.94	0.10					
2008-12-01	KO	Coca-cola	D	-2.89	0.80	UST	UST Inc	A	2.21	0.80
2008-12-01	LLTC	Linear Technology	D	-2.92	0.20					
2008-12-01	LLY	Eli Lilly	D	-2.91	2.00					
2008-12-01	LOW	Lowe's Companies	D	-2.88	1.90	APOL	Apollo Educat Grp	A	2.27	1.90
2008-12-01	NOK	Nokia Adr	D	-2.95	2.10					
2008-12-01	LB	L Brands	D	-2.94	0.10					
2008-12-01	TRMB	Trimble	D	-2.93	0.30					
2008-12-01	MCD	McDonald's	C	-1.86	2.50	KMB	Kimberly-clark	B	1.17	2.50
2008-12-01	ROG	Roche	D	-2.86	2.80					
2008-12-01	MDT	Medtronic	D	-2.92	1.00					
2008-12-01	MI	Marshall & Ilsley	D	-2.94	0.20					
2008-12-01	MMC	Marsh & McLennan Cos	C	-1.89	0.50	PSA	Public Storage	A	2.12	0.50
2008-12-01	MO	Altria	D	-2.90	0.80	GIS	General Mills	A	2.19	0.80
2008-12-01	MRK	Merck & Co	D	-2.93	0.30					
2008-12-01	MSFT	Microsoft	D	-2.90	2.60					
2008-12-01	MUR	Murphy Oil	D	-2.93	0.80					
2008-12-01	NEM	Newmont Mining	D	-2.90	0.30					
2008-12-01	NOC	Northrop Grumman	D	-2.92	0.70					
2008-12-01	ORCL	Oracle	D	-2.89	3.00					
2008-12-01	OXY	Occidental Petroleum	D	-2.92	1.30					
2008-12-01	PAYX	Paychex	D	-2.88	0.50					
2008-12-01	PH	Parker-hannifin	D	-2.93	0.70					
2008-12-01		E.ON AG	D	-2.91	0.40					
2008-12-01	DGE	Diageo	D	-2.86	0.50					
2008-12-01	PBR	Petroleo Brasileiro Sa - Petrobras Adr	D	-2.96	0.30					
2008-12-01	RTN	Raytheon	D	-2.89	0.60					
2008-12-01	T	At&t	D	-2.89	2.20					
2008-12-01	SIAL	Sigma Aldrich	D	-2.90	0.50					
2008-12-01	SII	Smith International	D	-2.95	0.30					
2008-12-01	SLB	Schlumberger	D	-2.94	1.20					
2008-12-01	CRH	Crh	D	-2.84	0.40					
2008-12-01	STI	Suntrust Banks	D	-2.93	0.70					
2008-12-01	STR	Questar Corp	D	-2.94	0.60					
2008-12-01	TIN	Temple Inland	D	-2.97	0.00					
2008-12-01	TROW	T Rowe Price	D	-2.93	0.20					
2008-12-01	AMZN	Amazon.com	D	-2.92	0.20					
2008-12-01	TXN	Texas Instruments	D	-2.93	0.20					
2008-12-01	LDO	Leonardo	D	-2.91	0.40					
2008-12-01	UTX	United Technologies	D	-2.90	0.30					
2008-12-01	VMC	Vulcan Materials Co	D	-2.89	0.40					
2008-12-01	WFC	Wells Fargo	C	-1.90	0.20	FHN	First Horizon National	B	1.29	0.20

Date	Ticker	Name	R	SM	W (%)	Ticker	Name	R	SM	W (%)
2008-12-01	WM	Waste Management	D	-2.88	0.60					
2008-12-01	RHT	Red Hat	D	-2.94	0.20					
2008-12-01	X	United States Steel	D	-2.98	0.20					
2008-12-01	ZION	Zions Bancorp	D	-2.92	0.10					
2008-12-01	CCO	Cameco	D	-2.92	0.10					
2008-12-01	BSX	Boston Scientific	D	-2.93	0.40					
2008-12-01	NCC	National City Corp	D	-2.99	0.00					
2008-12-01	LMT	Lockheed Martin	D	-2.90	0.40					
2008-12-01	ETR	Entergy	D	-2.89	0.10					
2008-12-01	ASML	Asml	D	-2.91	0.20					
2008-12-01	S	Sprint Nextel	D	-2.98	0.10					
2008-12-01	6758	Sony	D	-2.94	0.20					
2008-12-01	6971	Kyocera	D	-2.91	0.40					
2008-12-01	A	Agilent Technologies	D	-2.92	0.60					
2008-12-01	AMP	Amp	D	-2.92	0.50					
2008-12-01	NHY	Norsk Hydro	D	-2.96	0.20					
2008-12-01	CSCO	Cisco Systems	D	-2.91	2.10					
2008-12-01	ISAT	Inmarsat	D	-2.88	0.00					
2008-12-01	FD	Macy's	D	-2.98	0.20					
2008-12-01	AW	Allied Waste	C	-1.89	0.10					
2008-12-01	QWST	Qwest Communications	D	-2.95	0.30					
2008-12-01	VOD	Vodafone	D	-2.90	0.80					
2008-12-01	MRO	Marathon Oil	D	-2.93	0.40					
2008-12-01	MTG	Mgic Investment	D	-3.00	0.00					
2008-12-01	SHPG	Shire Adr	D	-2.88	0.60					
2008-12-01	PENN	Penn National Gaming	D	-2.95	0.10					
2008-12-01	CNX	Consol Energy	D	-2.97	0.70					
2008-12-01	KSS	Kohl's	D	-2.91	0.20					
2008-12-01	VIE	Veolia Environnement	D	-2.95	0.30					
2008-12-01	AIR	Airbus	D	-2.88	0.60					
2008-12-01	SBUX	Starbucks	D	-2.92	0.20					
2008-12-01	POT	Corporation Of Saskatchewan	D	-2.95	0.50					
2008-12-01	VMED	Virgin Media Inc.	D	-2.96	0.10					
2008-12-01	SYNN	Syngenta	D	-2.90	1.60					
2008-12-01	RPM	Rpm International	D	-2.92	0.20					
2008-12-01	PEP	Pepsico	D	-2.88	0.40	CPB	Campbell Soup	A	2.16	0.40
2008-12-01	SYK	Stryker	D	-2.91	0.40					
2008-12-01	SKS	Saks	D	-2.97	0.00					
2008-12-01	BRK.A	Berkshire Hathaway	D	-2.89	0.40	JPM	Jpmorgan Chase	B	1.14	0.40
2008-12-01	GCC	C&c	D	-2.97	0.10					
2008-12-01	WTW	Weight Watchers International	D	-2.91	0.10					
2008-12-01	RIO	Rio Tinto	D	-2.97	0.10					
2008-12-01	WYE	Wyeth	D	-2.89	1.30					
2008-12-01	TWX	Time Warner	D	-2.92	0.50					
2008-12-01	ROP	Roper Technologies	D	-2.90	0.10					
2008-12-01	BEAM	Beam Inc	D	-2.93	0.50					
2008-12-01	USB	Us Bancorp	D	-2.89	0.80	0R01	Citigroup	B	1.08	0.80
2008-12-01	AET	Aetna	D	-2.93	0.20					
2008-12-01	DO	Diamond Offshore Drilling	D	-2.93	1.00					
2008-12-01	TGT	Target	D	-2.91	0.70					
2008-12-01	VZ	Verizon Communications	D	-2.87	1.20					
2008-12-01	EXC	Exelon	D	-2.91	0.50					
2008-12-01	UNA	Unilever	D	-2.86	0.30					
2008-12-01	SOV	Sovereign Bncp	D	-2.97	0.00					
2008-12-01	JOY	Joy Global	D	-2.96	0.30					
2008-12-01	CVX	Chevron	D	-2.88	1.00	SWN	Southwestern Energy	A	2.33	1.00
2008-12-01	HPQ	Hp	D	-2.88	0.20					
2008-12-01	UPS	United Parcel Service	D	-2.87	0.30					
2008-12-01	GFTU	Grafton	D	-2.97	0.10					
2008-12-01	DPW	Deutsche Post	D	-2.92	0.60					

Date	Ticker	Name	R	SM	W (%)	Ticker	Name	R	SM	W (%)
2008-12-01	CSE	CapitalSource	D	-2.96	0.10					
2008-12-01	MHS	Medco Health Solutions	D	-2.87	0.20					
2008-12-01	LKOD	Oil Company Lukoil Adr	D	-2.96	0.30					
2008-12-01	STL	Statoil	D	-2.92	0.20					
2008-12-01	STO	Statoil Adr	D	-2.94	0.20					
2008-12-01	KBR	Kbr	D	-2.95	0.20					
2008-12-01	TS	Tenaris Adr	D	-2.96	0.90					
2008-12-01	TOM2	Tomtom	D	-2.99	0.10					
2008-12-01	CMG	Chipotle Mexican Grill	D	-2.95	0.00					
2008-12-01	RDS.A	Royal Dutch Shell Adr	D	-2.90	0.40					
2008-12-01	TEL	Te Connectivity	D	-2.93	0.10					
2008-12-01	MV	Metavante Technologies	D	-2.90	0.00					
2008-12-01	MDLZ	Mondelez International	D	-2.88	0.40	LEG	Leggett & Platt	A	2.16	0.40
2008-12-01	CKL1	Anglo Irish Bank	D	-2.99	0.00					
2008-12-01	GOOGL	Alphabet	D	-2.93	1.10					
2008-12-01	ARNC	Arconic	D	-2.97	0.30					
2008-12-01	BHGE	Baker Hughes, A Ge	D	-2.95	0.00					
2008-12-01	BIRG	Bank Of Ireland	D	-2.99	0.10					
2009-01-01	AAPL	Apple	D	-2.93	0.40					
2009-01-01	ABT	Abbott Laboratories	D	-2.85	1.00	CEPH	Cephalon	A	2.22	1.00
2009-01-01	ECA	Encana	D	-2.90	0.80					
2009-01-01	8058	Mitsubishi	D	-2.95	0.20					
2009-01-01	PCA.Z	Petro-Canada	D	-2.92	0.40					
2009-01-01	AMAT	Applied Materials	D	-2.91	0.60					
2009-01-01	DVN	Devon Energy	D	-2.91	0.30					
2009-01-01	SU	Schneider Electric	D	-2.89	1.30					
2009-01-01		Bayer	D	-2.88	1.10					
2009-01-01	NOKIA	Nokia	D	-2.94	1.20					
2009-01-01	CS	Axa	D	-2.89	0.30					
2009-01-01	SPM	Saipem	D	-2.93	0.10					
2009-01-01	7203	Toyota Motor	D	-2.94	0.40					
2009-01-01	AVP	Avon Products	D	-2.91	0.70					
2009-01-01	BA	Boeing	D	-2.92	0.70					
2009-01-01	BAC	Bank Of America	D	-2.94	1.00					
2009-01-01	BBY	Best Buy	D	-2.90	0.40					
2009-01-01	BCR	C R Bard	D	-2.86	0.90	BMY	Bristol-myers Squibb	A	2.20	0.90
2009-01-01	BK	Bank Of New York Mellon	D	-2.91	0.10					
2009-01-01	CAT	Caterpillar	D	-2.91	1.00					
2009-01-01	CELG	Celgene	C	-1.88	0.40	KG	King Pharmaceuticals	B	1.22	0.40
2009-01-01	CLF	Cliffs Natural Resources	D	-2.96	0.10					
2009-01-01	MON	Monsanto	D	-2.92	0.70					
2009-01-01	CMVT	Comverse Technology	D	-2.95	0.20					
2009-01-01	7011	Mitsubishi Heavy Industries	D	-2.88	0.30					
2009-01-01	7731	Nikon	D	-2.95	0.20					
2009-01-01	DRX	Elan Corporation	D	-2.97	0.10					
2009-01-01	DD	E.i. Du Pont De Nemours	D	-2.91	0.60					
2009-01-01	KSP	Kingspan	D	-2.94	0.10					
2009-01-01	DE	Deere	D	-2.93	1.70					
2009-01-01	DELL	Dell	D	-2.93	0.10					
2009-01-01	INTU	Intuit	D	-2.88	1.00	MFE	McAfee	B	1.22	1.00
2009-01-01	RIG	Transocean	D	-2.95	0.30					
2009-01-01	MCHP	Microchip Technology	D	-2.91	0.40					
2009-01-01	DUK	Duke Energy	D	-2.87	0.20	PCG	Pg&e	B	1.19	0.20
2009-01-01	EMC	EMC Corp	D	-2.90	1.10					
2009-01-01	EMR	Emerson Electric	D	-2.90	1.30	CHRW	C.h.robinson Worldwide	B	1.20	1.30
2009-01-01	FAST	Fastenal	D	-2.90	0.40	PTV	Pactiv Corp	B	1.19	0.40

Date	Ticker	Name	R	SM	W (%)	Ticker	Name	R	SM	W (%)
2009-01-01	FCX	Freeport-mcmoran	D	-2.97	0.50					
2009-01-01	EDF	Electricite De France	D	-2.92	0.40					
2009-01-01	NEE	Nextera Energy	D	-2.88	0.30	SO	Southern	B	1.17	0.30
2009-01-01		Fidelity National Information Services	D	-2.88	0.50	SHW	Sherwin-williams	B	1.18	0.50
2009-01-01	GD	General Dynamics	D	-2.90	0.80					
2009-01-01	GE	General Electric	D	-2.93	1.00					
2009-01-01	GLW	Corning	D	-2.94	0.70					
2009-01-01	HAR	Harman Ind Inc	D	-2.94	0.20					
2009-01-01	2498	Htc	D	-2.92	0.10					
2009-01-01	IBM	IBM	D	-2.89	0.40					
2009-01-01	6981	Murata Manufacturing	D	-2.94	0.10					
2009-01-01	ADSK	Autodesk	D	-2.94	0.20					
2009-01-01	JCI	Johnson Controls	D	-2.91	0.60					
2009-01-01	JNJ	Johnson & Johnson	D	-2.86	0.50	GILD	Gilead Sciences	B	1.21	0.50
2009-01-01		Quicksilver Rscs	D	-2.98	0.10					
2009-01-01	KWKAQ	Permanent Tsb	D	-2.98	0.10					
2009-01-01	IL0A	Kla-tencor	D	-2.92	0.20					
2009-01-01	KLAC	Coca-cola	D	-2.88	0.70	UST	UST Inc	A	2.22	0.70
2009-01-01	KO	Linear Technology	D	-2.90	0.20					
2009-01-01	LLY	Eli Lilly	D	-2.89	1.60	DGX	Quest Diagnostics	B	1.20	1.60
2009-01-01	LOW	Lowe's Companies	D	-2.84	1.80	APOL	Apollo Educat Grp	A	2.29	1.80
2009-01-01	NOK	Nokia Adr	D	-2.94	2.20					
2009-01-01	TRMB	Trimble	D	-2.91	0.30					
2009-01-01	MCD	Mcdonald's	C	-1.84	2.40	FDO	Family Dollar Stores	A	2.27	2.40
2009-01-01	ROG	Roche	D	-2.86	1.90					
2009-01-01	MDT	Medtronic	D	-2.91	0.50					
2009-01-01	MI	Marshall & Ilsley	D	-2.93	0.20					
2009-01-01	MMC	Marsh & McLennan Cos	D	-2.88	0.30	FHN	First Horizon National	B	1.36	0.30
2009-01-01	MO	Altria	D	-2.90	0.90	ADM	Archer Daniels Midland	B	1.31	0.90
2009-01-01	MRK	Merck & Co	D	-2.92	0.40					
2009-01-01	MSFT	Microsoft	D	-2.90	2.70					
2009-01-01	MUR	Murphy Oil	D	-2.93	0.80					
2009-01-01	NEM	Newmont Mining	D	-2.86	0.40	ROH	Rohm & Haas	A	2.23	0.40
2009-01-01	NOC	Northrop Grumman	D	-2.91	0.80					
2009-01-01	GMEX-ICOB	Grupo Mexico	D	-2.94	0.10					
2009-01-01	ORCL	Oracle	D	-2.87	2.80					
2009-01-01	OXY	Occidental Petroleum	D	-2.90	1.70	SWN	Southwestern Energy	A	2.33	1.70
2009-01-01	PAYX	Paychex	D	-2.88	0.40					
2009-01-01	PBCT	People's United Financial	C	-1.86	0.20	CINF	Cincinnati Financial	B	1.26	0.20
2009-01-01	CB	Chubb	D	-2.87	0.70	TRV	Travelers Companies	B	1.20	0.70
2009-01-01	PG	Procter & Gamble	D	-2.86	0.40					
2009-01-01	PH	Parker-hannifin	D	-2.92	0.70					
2009-01-01		E.ON AG	D	-2.90	0.10					
2009-01-01	SUBC	Subsea 7	D	-2.95	0.20					
2009-01-01	PBR	Petroleo Brasileiro Sa - Petrobras Adr	D	-2.95	0.50					
2009-01-01	RTN	Raytheon	D	-2.87	0.60					
2009-01-01	T	At&t	D	-2.88	2.20					
2009-01-01	SIAL	Sigma Aldrich	D	-2.89	0.50					
2009-01-01	SII	Smith International	D	-2.96	0.30					
2009-01-01	SLB	Schlumberger	D	-2.94	0.50					
2009-01-01	STI	Suntrust Banks	D	-2.92	0.70					
2009-01-01	STR	Questar Corp	D	-2.93	0.70					
2009-01-01	TIN	Temple Inland	D	-2.96	0.00					
2009-01-01	TROW	T Rowe Price	D	-2.91	0.20					
2009-01-01	AMZN	Amazon.com	D	-2.90	0.30					
2009-01-01	TXN	Texas Instruments	D	-2.92	0.20					
2009-01-01	LDO	Leonardo	D	-2.90	0.40					
2009-01-01	UNP	Union Pacific	D	-2.91	1.20					

Date	Ticker	Name	R	SM	W (%)	Ticker	Name	R	SM	W (%)
2009-01-01	UTX	United Technologies	D	-2.88	0.30					
2009-01-01	WFC	Wells Fargo	C	-1.88	1.30	AOC	Aon plc	B	1.19	1.30
2009-01-01	WM	Waste Management	D	-2.86	0.70					
2009-01-01	RHT	Red Hat	D	-2.91	0.30					
2009-01-01	BZU	Buzzi Unicem	D	-2.90	0.10					
2009-01-01	WY	Weyerhaeuser	D	-2.92	0.50					
2009-01-01	X	United States Steel	D	-2.97	0.20					
2009-01-01	ZION	Zions Bancorp	D	-2.92	0.00					
2009-01-01	CCO	Cameco	D	-2.92	0.10					
2009-01-01	XLNX	Xilinx	D	-2.89	0.40					
2009-01-01	BSX	Boston Scientific	D	-2.91	0.40					
2009-01-01	LMT	Lockheed Martin	D	-2.88	0.40					
2009-01-01	ETR	Entergy	D	-2.89	0.10					
2009-01-01	ASML	Asml	D	-2.89	0.20					
2009-01-01	S	Sprint Nextel	D	-2.99	0.10					
2009-01-01	6971	Kyocera	D	-2.90	0.50					
2009-01-01	7267	Honda Motor	D	-2.92	0.20					
2009-01-01	AMP	Amp	D	-2.91	0.40					
2009-01-01	NHY	Norsk Hydro	D	-2.95	0.10					
2009-01-01	CSCO	Cisco Systems	D	-2.90	2.20					
2009-01-01	FD	Macy's	D	-2.96	0.30					
2009-01-01	QWST	Qwest Communications	D	-2.94	0.20					
2009-01-01	VOD	Vodafone	D	-2.88	0.40					
2009-01-01	MRO	Marathon Oil	D	-2.92	0.10					
2009-01-01	SHPG	Shire Adr	D	-2.86	0.70					
2009-01-01	PENN	Penn National Gaming	D	-2.94	0.20					
2009-01-01	CNX	Consol Energy	D	-2.96	0.80					
2009-01-01	AIR	Airbus	D	-2.88	0.50					
2009-01-01	SBUX	Starbucks	D	-2.91	0.30					
2009-01-01	POT	Potash Corporation Of Saskatchewan	D	-2.94	0.80					
2009-01-01	VMED	Virgin Media Inc.	D	-2.95	0.20					
2009-01-01	MTB	M&t Bank	D	-2.90	0.30	CB	Chubb Corp	B	1.18	0.30
2009-01-01	SYNN	Syngenta	D	-2.90	1.60					
2009-01-01	SYK	Stryker	D	-2.90	0.30					
2009-01-01	BRK.A	Berkshire Hathaway	D	-2.89	1.20					
2009-01-01	GCC	C&c	D	-2.96	0.10					
2009-01-01	WTW	Weight Watchers International	D	-2.90	0.10					
2009-01-01	RIO	Rio Tinto	D	-2.96	0.70					
2009-01-01	WYE	Wyeth	D	-2.87	1.60					
2009-01-01	TWX	Time Warner	D	-2.90	0.70	AZO	Autozone	B	1.20	0.70
2009-01-01	AET	Aetna	D	-2.89	0.30					
2009-01-01	DO	Diamond Offshore Drilling	D	-2.93	0.80					
2009-01-01	C	Citigroup	D	-2.95	0.80					
2009-01-01	TGT	Target	D	-2.90	0.40					
2009-01-01	VZ	Verizon Communications	D	-2.85	1.30					
2009-01-01	EXC	Exelon	D	-2.90	0.60					
2009-01-01	UNA	Unilever	D	-2.86	0.30					
2009-01-01	JOY	Joy Global	D	-2.96	0.20					
2009-01-01	CVX	Chevron	D	-2.88	0.90	SUN	Sunoco	B	1.30	0.90
2009-01-01	HPQ	Hp	D	-2.87	0.20					
2009-01-01	TMKS	Tmk Pao Gdr	D	-2.98	0.10					
2009-01-01	UPS	United Parcel Service	D	-2.87	0.40					
2009-01-01	GFTU	Grafton	D	-2.97	0.20					
2009-01-01	DPW	Deutsche Post	D	-2.91	0.60					
2009-01-01	CSE	CapitalSource	D	-2.95	0.10					
2009-01-01	MHS	Medco Health Solutions	D	-2.86	0.20					
2009-01-01	LKOD	Oil Company Lukoil Adr	D	-2.95	0.30					
2009-01-01	HSP	Hospira	D	-2.90	0.20					
2009-01-01	KBR	Kbr	D	-2.93	0.20					
2009-01-01	TS	Tenaris Adr	D	-2.95	0.90					
2009-01-01	CMG	Chipotle Mexican Grill	D	-2.93	0.10					

Date	Ticker	Name	R	SM	W (%)	Ticker	Name	R	SM	W (%)
2009-01-01	RDS.A	Royal Dutch Shell Adr	D	-2.89	0.80	XOM	Exxon Mobil	B	1.21	0.80
2009-01-01	TEL	Te Connectivity	D	-2.93	0.10					
2009-01-01	MV	Metavante Technologies	D	-2.91	0.00					
2009-01-01	MDLZ	Mondelez International	D	-2.87	0.40					
2009-01-01	FOXA	Twenty-first Century Fox	D	-2.93	0.10					
2009-01-01	GOOGL	Alphabet	D	-2.91	1.50					
2009-01-01	BIRG	Bank Of Ireland	D	-2.99	0.10					
2009-02-02	AAPL	Apple	D	-2.92	0.40					
2009-02-02	ECA	Encana	D	-2.91	0.90					
2009-02-02	8058	Mitsubishi	D	-2.95	0.20					
2009-02-02	PCA.Z	Petro-Canada	D	-2.92	0.50					
2009-02-02	AMAT	Applied Materials	D	-2.92	0.60					
2009-02-02	DVN	Devon Energy	D	-2.92	0.30					
2009-02-02	SU	Schneider Electric	D	-2.90	1.30					
2009-02-02		Bayer	D	-2.88	1.20					
2009-02-02	NOKIA	Nokia	D	-2.94	1.10					
2009-02-02	CS	Axa	D	-2.92	0.20					
2009-02-02	SPM	Saipem	D	-2.93	0.10					
2009-02-02	7203	Toyota Motor	D	-2.94	0.40					
2009-02-02	AVP	Avon Products	D	-2.93	0.60					
2009-02-02	BA	Boeing	D	-2.92	0.70					
2009-02-02	BAC	Bank Of America	D	-2.97	0.50					
2009-02-02	BBY	Best Buy	D	-2.90	0.50					
2009-02-02	BCR	C R Bard	D	-2.86	1.00	UNH	Unitedhealth	A	2.30	1.00
2009-02-02	BK	Bank Of New York Mellon	D	-2.91	0.10					
2009-02-02	CAT	Caterpillar	D	-2.94	0.70					
2009-02-02	CELG	Celgene	D	-2.88	0.40	CEPH	Cephalon	A	2.23	0.40
2009-02-02	CLF	Cliffs Natural Resources	D	-2.96	0.10					
2009-02-02	MON	Monsanto	D	-2.91	0.90					
2009-02-02	CMVT	Comverse Technology	D	-2.95	0.20					
2009-02-02	7011	Mitsubishi Heavy Industries	D	-2.90	0.20					
2009-02-02	7731	Nikon	D	-2.96	0.20					
2009-02-02	DRX	Elan Corporation	D	-2.96	0.10					
2009-02-02	DD	E.i. Du Pont De Nemours	D	-2.92	0.60					
2009-02-02	KSP	Kingspan	D	-2.95	0.10					
2009-02-02	DE	Deere	D	-2.94	1.60					
2009-02-02	DELL	Dell	D	-2.94	0.10					
2009-02-02	INTU	Intuit	D	-2.88	1.00	TLAB	Tellabs	B	1.21	1.00
2009-02-02	RIG	Transocean	D	-2.94	0.40					
2009-02-02	MCHP	Microchip Technology	D	-2.92	0.40					
2009-02-02	DUK	Duke Energy	D	-2.87	0.20	PEG	Public Service Enterprise	B	1.21	0.20
2009-02-02	EMC	EMC Corp	D	-2.90	1.20	ROH	Rohm & Haas	A	2.19	1.20
2009-02-02	EMR	Emerson Electric	D	-2.91	1.20					
2009-02-02	FAST	Fastenal	D	-2.90	0.50	BLL	Ball	B	1.23	0.50
2009-02-02	FCX	Freeport-mcmoran	D	-2.97	0.50					
2009-02-02	EDF	Electricite De France	D	-2.93	0.40					
2009-02-02		Fidelity National Information Services	D	-2.88	0.50	PTV	Pactiv Corp	B	1.17	0.50
2009-02-02	GD	General Dynamics	D	-2.90	0.90					
2009-02-02	GE	General Electric	D	-2.95	0.80					
2009-02-02	GLW	Corning	D	-2.94	0.80					
2009-02-02	HAR	Harman Ind Inc	D	-2.94	0.20					
2009-02-02	2498	Htc	D	-2.92	0.10					
2009-02-02	IBM	IBM	D	-2.88	0.50	DRI	Darden Restaurants	B	1.32	0.50
2009-02-02	6981	Murata Manufacturing	D	-2.94	0.10					
2009-02-02	ADSK	Autodesk	D	-2.95	0.20					
2009-02-02	JCI	Johnson Controls	D	-2.94	0.40					

Date	Ticker	Name	R	SM	W (%)	Ticker	Name	R	SM	W (%)
2009-02-02	JNJ	Johnson & Johnson	D	-2.87	0.50	BMY	Bristol-myers Squibb	A	2.19	0.50
2009-02-02	KWKAQ	Quicksilver Rscs	D	-2.97	0.10					
2009-02-02	IL0A	Permanent Tsb	D	-2.98	0.10					
2009-02-02	KLAC	Kla-tencor	D	-2.93	0.20					
2009-02-02	KO	Coca-cola	D	-2.89	0.70	ADM	Archer Daniels Midland	B	1.30	0.70
2009-02-02	LLTC	Linear Technology	D	-2.89	0.30	EQT	Eqst	B	1.25	0.30
2009-02-02	LLY	Eli Lilly	D	-2.90	1.60	MYL	Mylan N.V.	B	1.33	1.60
2009-02-02	LOW	Lowe's Companies	D	-2.87	1.70	APOL	Apollo Educat Grp	A	2.33	1.70
2009-02-02	NOK	Nokia Adr	D	-2.95	1.90					
2009-02-02	TRMB	Trimble	D	-2.94	0.20					
2009-02-02	MCD	Mcdonald's	C	-1.85	2.40	FDO	Family Dollar Stores	A	2.29	2.40
2009-02-02	ROG	Roche	D	-2.86	2.10					
2009-02-02	MDT	Medtronic	D	-2.90	0.60					
2009-02-02	MI	Marshall & Ilsley	D	-2.98	0.10					
2009-02-02	MMC	Marsh & McLennan Cos	D	-2.90	0.20					
2009-02-02	MO	Altria	D	-2.89	1.10	TAP	Molson Coors Brewing	B	1.19	1.10
2009-02-02	MRK	Merck & Co	D	-2.92	0.40					
2009-02-02	MSFT	Microsoft	D	-2.91	2.70					
2009-02-02	MUR	Murphy Oil	D	-2.93	0.80					
2009-02-02	NOC	Northrop Grumman	D	-2.91	0.90					
2009-02-02	GMEX-ICOB	Grupo Mexico	D	-2.95	0.10					
2009-02-02	ORCL	Oracle	D	-2.88	2.90	ABC	Amerisourcebergen	B	1.22	2.90
2009-02-02	OXY	Occidental Petroleum	D	-2.91	1.60					
2009-02-02	PAYX	Paychex	D	-2.88	0.40	SHW	Sherwin-williams	B	1.14	0.40
2009-02-02	PBCT	People's United Financial	C	-1.87	0.20	SLM	Slm	B	1.35	0.20
2009-02-02	CB	Chubb	D	-2.89	0.60	FHN	First Horizon National	B	1.31	0.60
2009-02-02	PG	Procter & Gamble	D	-2.88	0.40	HSY	The Hershey	B	1.18	0.40
2009-02-02	PH	Parker-hannifin	D	-2.93	0.70					
2009-02-02		E.ON AG	D	-2.91	0.10					
2009-02-02	SUBC	Subsea 7	D	-2.96	0.20					
2009-02-02	PBR	Petroleo Brasileiro Sa - Petrobras Adr	D	-2.94	0.60					
2009-02-02	RTN	Raytheon	D	-2.88	0.60	XOM	Exxon Mobil	B	1.21	0.60
2009-02-02	T	At&t	D	-2.90	2.10	PCG	Pg&e	B	1.19	2.10
2009-02-02	SIAL	Sigma Aldrich	D	-2.90	0.40					
2009-02-02	SII	Smith International	D	-2.96	0.30					
2009-02-02	SLB	Schlumberger	D	-2.94	0.50					
2009-02-02	STI	Suntrust Banks	D	-2.97	0.30					
2009-02-02	STR	Questar Corp	D	-2.92	0.80					
2009-02-02	TIN	Temple Inland	D	-2.95	0.00					
2009-02-02	TROW	T Rowe Price	D	-2.93	0.20					
2009-02-02	AMZN	Amazon.com	D	-2.88	0.40	AZO	Autozone	A	2.19	0.40
2009-02-02	TXN	Texas Instruments	D	-2.92	0.30					
2009-02-02	LDO	Leonardo	D	-2.89	0.50					
2009-02-02	UNP	Union Pacific	D	-2.91	1.20					
2009-02-02	UTX	United Technologies	D	-2.89	0.30	ED	Consolidated Edison	B	1.18	0.30
2009-02-02	VMC	Vulcan Materials Co	D	-2.89	0.10	SO	Southern	B	1.16	0.10
2009-02-02	WFC	Wells Fargo	D	-2.92	0.90					
2009-02-02	BZU	Buzzi Unicem	D	-2.92	0.10					
2009-02-02	WY	Weyerhaeuser	D	-2.93	0.40					
2009-02-02	X	United States Steel	D	-2.98	0.10					
2009-02-02	ZION	Zions Bancorp	D	-2.95	0.00					
2009-02-02	CCO	Cameco	D	-2.93	0.10					
2009-02-02	XLNX	Xilinx	D	-2.90	0.40					
2009-02-02	BSX	Boston Scientific	D	-2.89	0.40	HUM	Humana	B	1.27	0.40
2009-02-02	LMT	Lockheed Martin	D	-2.89	0.40					
2009-02-02	ETR	Entergy	D	-2.90	0.00					
2009-02-02	ASML	Asml	D	-2.89	0.20					
2009-02-02	S	Sprint Nextel	D	-2.98	0.10					
2009-02-02	6971	Kyocera	D	-2.91	0.50					

Date	Ticker	Name	R	SM	W (%)	Ticker	Name	R	SM	W (%)
2009-02-02	7267	Honda Motor	D	-2.91	0.20					
2009-02-02	AMP	Amp	D	-2.92	0.40					
2009-02-02	NHY	Norsk Hydro	D	-2.95	0.10					
2009-02-02	CSCO	Cisco Systems	D	-2.91	2.30					
2009-02-02	FD	Macy's	D	-2.97	0.30					
2009-02-02	MRO	Marathon Oil	D	-2.92	0.10					
2009-02-02	SHPG	Shire Adr	D	-2.86	0.70	BIIB	Biogen	B	1.21	0.70
2009-02-02	PENN	Penn National Gaming	D	-2.95	0.10					
2009-02-02	CNX	Consol Energy	D	-2.96	0.80					
2009-02-02	SBUX	Starbucks	D	-2.91	0.30					
2009-02-02	POT	Potash Corporation Of Saskatchewan	D	-2.94	0.80					
2009-02-02	VMED	Virgin Media Inc.	D	-2.95	0.20					
2009-02-02	MTB	M&t Bank	D	-2.93	0.20					
2009-02-02	SYNN	Syngenta	D	-2.89	1.90					
2009-02-02	SYK	Stryker	D	-2.90	0.30	GILD	Gilead Sciences	B	1.21	0.30
2009-02-02	BRK.A	Berkshire Hathaway	D	-2.90	1.20	CINF	Cincinnati Financial	B	1.19	1.20
2009-02-02	GCC	C&c	D	-2.97	0.00					
2009-02-02	WTW	Weight Watchers International	D	-2.93	0.10					
2009-02-02	RIO	Rio Tinto	D	-2.96	0.80					
2009-02-02	TWX	Time Warner	D	-2.91	0.70					
2009-02-02	AET	Aetna	D	-2.88	0.30	DGX	Quest Diagnostics	B	1.19	0.30
2009-02-02	DO	Diamond Offshore Drilling	D	-2.93	0.90					
2009-02-02	C	Citigroup	D	-2.97	0.50					
2009-02-02	TGT	Target	D	-2.91	0.40					
2009-02-02	EXC	Exelon	D	-2.90	0.60	PNW	Pinnacle West Capital	B	1.20	0.60
2009-02-02	UNA	Unilever	D	-2.86	0.30					
2009-02-02	JOY	Joy Global	D	-2.96	0.20					
2009-02-02	CVX	Chevron	D	-2.89	0.90	SUN	Sunoco	A	2.30	0.90
2009-02-02	HPQ	Hp	D	-2.88	0.20					
2009-02-02	TMKS	Tmk Pao Gdr	D	-2.98	0.10					
2009-02-02	UPS	United Parcel Service	D	-2.90	0.30					
2009-02-02	GFTU	Grafton	D	-2.98	0.10					
2009-02-02	DPW	Deutsche Post	D	-2.93	0.50					
2009-02-02	CSE	CapitalSource	D	-2.96	0.10					
2009-02-02	LKOD	Oil Company Lukoil Adr	D	-2.95	0.30					
2009-02-02	HSP	Hospira	D	-2.90	0.20					
2009-02-02	KBR	Kbr	D	-2.94	0.20					
2009-02-02	TS	Tenaris Adr	D	-2.96	0.90					
2009-02-02	CMG	Chipotle Mexican Grill	D	-2.95	0.00					
2009-02-02	RDS.A	Royal Dutch Shell Adr	D	-2.90	0.80	TSO	Tesoro	B	1.40	0.80
2009-02-02	TEL	Te Connectivity	D	-2.94	0.10					
2009-02-02	MV	Metavante Technologies	D	-2.91	0.00					
2009-02-02	MDLZ	Mondelez International	D	-2.87	0.40	PHM	Pultegroup	B	1.17	0.40
2009-02-02	FOXA	Twenty-first Century Fox	D	-2.95	0.10					
2009-02-02	GOOGL	Alphabet	D	-2.90	1.80					
2009-02-02	BIRG	Bank Of Ireland	D	-2.99	0.10					
2009-03-02	AAPL	Apple	D	-2.92	0.50					
2009-03-02	ECA	Encana	D	-2.92	0.90					
2009-03-02	8058	Mitsubishi	D	-2.95	0.30					
2009-03-02	PCA.Z	Petro-Canada	D	-2.93	0.50					
2009-03-02	AMAT	Applied Materials	D	-2.92	0.70					
2009-03-02	DVN	Devon Energy	D	-2.95	0.20					
2009-03-02		Bayer	D	-2.89	1.30	ROH	Rohm & Haas	A	2.20	1.30
2009-03-02	NOKIA	Nokia	D	-2.96	1.00					
2009-03-02	CS	Axa	D	-2.95	0.20					
2009-03-02	SPM	Saipem	D	-2.93	0.10					
2009-03-02	7203	Toyota Motor	D	-2.94	0.50					
2009-03-02	AVP	Avon Products	D	-2.94	0.60					
2009-03-02	BA	Boeing	D	-2.94	0.60					

Date	Ticker	Name	R	SM	W (%)	Ticker	Name	R	SM	W (%)
2009-03-02	BAC	Bank Of America	D	-2.98	0.30					
2009-03-02	BK	Bank Of New York Mellon	D	-2.93	0.10					
2009-03-02	CAT	Caterpillar	D	-2.96	0.60					
2009-03-02	CELG	Celgene	D	-2.91	0.40					
2009-03-02	CLF	Cliffs Natural Resources	D	-2.98	0.10					
2009-03-02	MON	Monsanto	D	-2.92	0.90					
2009-03-02	CMVT	Comverse Technology	D	-2.95	0.20					
2009-03-02	7011	Mitsubishi Heavy Industries	D	-2.92	0.20					
2009-03-02	7731	Nikon	D	-2.96	0.20					
2009-03-02	DRX	Elan Corporation	D	-2.97	0.10					
2009-03-02	DD	E.i. Du Pont De Nemours	D	-2.94	0.50					
2009-03-02	KSP	Kingspan	D	-2.96	0.10					
2009-03-02	DE	Deere	D	-2.96	1.30					
2009-03-02	DELL	Dell	D	-2.95	0.10					
2009-03-02	INTU	Intuit	D	-2.88	1.20	AKAM	Akamai Technologies	B	1.29	1.20
2009-03-02	RIG	Transocean	D	-2.94	0.40					
2009-03-02	MCHP	Microchip Technology	D	-2.92	0.50					
2009-03-02	DUK	Duke Energy	D	-2.88	0.20	PNW	Pinnacle West Capital	A	2.15	0.20
2009-03-02	EMR	Emerson Electric	D	-2.93	1.10					
2009-03-02	9433	Kddi	D	-2.87	0.60	HRB	H.& R.block	A	2.20	0.60
2009-03-02	FAST	Fastenal	D	-2.91	0.40					
2009-03-02	FCX	Freeport-mcmoran	D	-2.96	0.60					
2009-03-02	EDF	Electricite De France	D	-2.95	0.40					
2009-03-02	GD	General Dynamics	D	-2.93	0.80					
2009-03-02	GE	General Electric	D	-2.97	0.60					
2009-03-02	GLW	Corning	D	-2.94	0.80					
2009-03-02	HAR	Harman Ind Inc	D	-2.96	0.10					
2009-03-02	2498	Htc	D	-2.91	0.10					
2009-03-02	6981	Murata Manufacturing	D	-2.93	0.10					
2009-03-02	ADSK	Autodesk	D	-2.96	0.20					
2009-03-02	JCI	Johnson Controls	D	-2.95	0.40					
2009-03-02	JNJ	Johnson & Johnson	D	-2.89	0.50	CEPH	Cephalon	A	2.18	0.50
2009-03-02	KWKAQ	Quicksilver Rscs	D	-2.98	0.10					
2009-03-02	IL0A	Permanent Tsb	D	-2.99	0.00					
2009-03-02	KLAC	Kla-tencor	D	-2.94	0.10					
2009-03-02	KO	Coca-cola	D	-2.90	0.80	ADM	Archer Daniels Midland	A	2.28	0.80
2009-03-02	LLTC	Linear Technology	D	-2.91	0.30					
2009-03-02	LLY	Eli Lilly	D	-2.92	1.40					
2009-03-02	LOW	Lowe's Companies	D	-2.89	1.50	FDO	Family Dollar Stores	A	2.29	1.50
2009-03-02	NOK	Nokia Adr	D	-2.96	1.60					
2009-03-02	TRMB	Trimble	D	-2.95	0.20					
2009-03-02	MCD	Mcdonald's	C	-1.87	2.50	APOL	Apollo Educat Grp	A	2.27	2.50
2009-03-02	ROG	Roche	D	-2.89	1.80	UNH	Unitedhealth	A	2.18	1.80
2009-03-02	MDT	Medtronic	D	-2.92	0.60					
2009-03-02	MI	Marshall & Ilsley	D	-2.98	0.10					
2009-03-02	MMC	Marsh & Mclennan Cos	D	-2.91	0.30					
2009-03-02	MO	Altria	D	-2.90	1.20	DHI	D.r. Horton	B	1.23	1.20
2009-03-02	MRK	Merck & Co	D	-2.94	0.40					
2009-03-02	MSFT	Microsoft	D	-2.92	2.70					
2009-03-02	MUR	Murphy Oil	D	-2.94	0.90					
2009-03-02	NOC	Northrop Grumman	D	-2.93	0.80					
2009-03-02	GMEX-ICOB	Grupo Mexico	D	-2.95	0.10					
2009-03-02	ORCL	Oracle	D	-2.89	3.00	CSC	Computer Sciences	B	1.23	3.00
2009-03-02	OXY	Occidental Petroleum	D	-2.92	1.70					
2009-03-02	PAYX	Paychex	D	-2.90	0.40					
2009-03-02	PBCT	People's United Financial	D	-2.84	0.20	MS	Morgan Stanley	B	1.33	0.20

Date	Ticker	Name	R	SM	W (%)	Ticker	Name	R	SM	W (%)
2009-03-02	CB	Chubb	D	-2.91	0.60					
2009-03-02	PG	Procter & Gamble	D	-2.89	0.40	TAP	Molson Coors Brewing	B	1.17	0.40
2009-03-02	PH	Parker-hannifin	D	-2.94	0.70					
2009-03-02		E.ON AG	D	-2.93	0.10					
2009-03-02	SUBC	Subsea 7	D	-2.96	0.30					
2009-03-02	PBR	Petroleo Brasileiro Sa - Petrobras Adr	D	-2.94	0.60					
2009-03-02	RTN	Raytheon	D	-2.91	0.60					
2009-03-02	T	At&t	D	-2.91	2.20					
2009-03-02	SIAL	Sigma Aldrich	D	-2.91	0.50					
2009-03-02	SII	Smith International	D	-2.96	0.30					
2009-03-02	SLB	Schlumberger	D	-2.95	0.50					
2009-03-02	CRH	Crh	C	-1.87	0.70	DGX	Quest Diagnostics	A	2.17	0.70
2009-03-02	STI	Suntrust Banks	D	-2.97	0.30					
2009-03-02	TIN	Temple Inland	D	-2.97	0.00					
2009-03-02	TROW	T Rowe Price	D	-2.94	0.10					
2009-03-02	TXN	Texas Instruments	D	-2.93	0.30					
2009-03-02	LDO	Leonardo	D	-2.91	0.40					
2009-03-02	UNP	Union Pacific	D	-2.93	1.10					
2009-03-02	UTX	United Technologies	D	-2.91	0.30					
2009-03-02	VMC	Vulcan Materials Co	D	-2.91	0.10					
2009-03-02	WFC	Wells Fargo	D	-2.95	0.60					
2009-03-02	WMT	Wal-mart Stores	D	-2.87	1.90	AZO	Autozone	A	2.20	1.90
2009-03-02	BZU	Buzzi Unicem	D	-2.94	0.10					
2009-03-02	WY	Weyerhaeuser	D	-2.94	0.40					
2009-03-02	X	United States Steel	D	-2.99	0.10					
2009-03-02	ZION	Zions Bancorp	D	-2.97	0.00					
2009-03-02	CCO	Cameco	D	-2.93	0.10					
2009-03-02	XLNX	Xilinx	D	-2.90	0.50					
2009-03-02	LMT	Lockheed Martin	D	-2.92	0.40					
2009-03-02	ETR	Entergy	D	-2.91	0.10					
2009-03-02	ASML	Asml	D	-2.90	0.20					
2009-03-02	S	Sprint Nextel	D	-2.98	0.10					
2009-03-02	6971	Kyocera	D	-2.91	0.50					
2009-03-02	7267	Honda Motor	D	-2.90	0.30	BMY	Bristol-myers Squibb	A	2.15	0.30
2009-03-02	AMP	Amp	D	-2.93	0.40					
2009-03-02	NHY	Norsk Hydro	D	-2.96	0.10					
2009-03-02	CSCO	Cisco Systems	D	-2.91	2.40					
2009-03-02	FD	Macy's	D	-2.97	0.30					
2009-03-02	CXG	CNX Gas	D	-2.89	0.00	SUN	Sunoco	A	2.21	0.00
2009-03-02	MRO	Marathon Oil	D	-2.94	0.10					
2009-03-02	CNX	Consol Energy	D	-2.97	0.80					
2009-03-02	SBUX	Starbucks	D	-2.91	0.40					
2009-03-02	VMED	Virgin Media Inc.	D	-2.95	0.20					
2009-03-02	MTB	M&t Bank	D	-2.94	0.20					
2009-03-02	SYK	Stryker	D	-2.92	0.30					
2009-03-02	BRK.A	Berkshire Hathaway	D	-2.91	1.20					
2009-03-02	GCC	C&c	D	-2.97	0.10					
2009-03-02	WTW	Weight Watchers International	D	-2.94	0.10					
2009-03-02	RIO	Rio Tinto	D	-2.96	0.90					
2009-03-02	TWX	Time Warner	D	-2.93	0.70					
2009-03-02	DO	Diamond Offshore Drilling	D	-2.93	1.00					
2009-03-02	C	Citigroup	D	-2.99	0.20					
2009-03-02	TGT	Target	D	-2.92	0.40					
2009-03-02	UNA	Unilever	D	-2.88	0.30	AN	Autonation	B	1.39	0.30
2009-03-02	JOY	Joy Global	D	-2.97	0.20					
2009-03-02	CVX	Chevron	D	-2.91	0.90					
2009-03-02	HPQ	Hp	D	-2.90	0.20	SYMC	Symantec	B	1.22	0.20
2009-03-02	TMKS	Tmk Pao Gdr	D	-2.98	0.10					
2009-03-02	UPS	United Parcel Service	D	-2.91	0.30					
2009-03-02	GFTU	Grafton	D	-2.98	0.10					
2009-03-02	DPW	Deutsche Post	D	-2.94	0.50					
2009-03-02	CSE	CapitalSource	D	-2.98	0.00					
2009-03-02	LKOD	Oil Company Lukoil Adr	D	-2.95	0.30					
2009-03-02	HSP	Hospira	D	-2.91	0.20					

Date	Ticker	Name	R	SM	W (%)	Ticker	Name	R	SM	W (%)
2009-03-02	KBR	Kbr	D	-2.95	0.20					
2009-03-02	TS	Tenaris Adr	D	-2.97	0.80					
2009-03-02	CMG	Chipotle Mexican Grill	D	-2.94	0.10					
2009-03-02	RDS.A	Royal Dutch Shell Adr	D	-2.92	0.70					
2009-03-02	TEL	Te Connectivity	D	-2.96	0.10					
2009-03-02	MDLZ	Mondelez International	D	-2.89	0.40	PHM	Pultegroup	B	1.14	0.40
2009-03-02	FOXA	Twenty-first Century Fox	D	-2.96	0.10					
2009-03-02	BIRG	Bank Of Ireland	D	-3.00	0.00					
2009-04-01	ECA	Encana	D	-2.91	0.80					
2009-04-01	DVN	Devon Energy	D	-2.94	0.20					
2009-04-01	SU	Schneider Electric	D	-2.85	1.20	AN	Autonation	B	1.55	1.20
2009-04-01		Bayer	D	-2.90	0.40	BBY	Best Buy	B	1.37	0.40
2009-04-01	CS	Axa	D	-2.94	0.20					
2009-04-01	AVP	Avon Products	D	-2.93	0.60					
2009-04-01	AXP	American Express	D	-2.95	0.10					
2009-04-01	BA	Boeing	D	-2.93	0.90					
2009-04-01	BAC	Bank Of America	D	-2.97	0.40					
2009-04-01	BK	Bank Of New York Mellon	D	-2.91	0.10					
2009-04-01	SAP	Sap Adr	D	-2.90	1.10	JAVA	Sun Microsystems	B	1.47	1.10
2009-04-01	CAT	Caterpillar	D	-2.94	0.60					
2009-04-01	CLF	Cliffs Natural Resources	D	-2.97	0.20					
2009-04-01	CMVT	Comverse Technology	D	-2.95	0.20					
2009-04-01	COF	Capital One Financial	D	-2.96	0.10					
2009-04-01	7731	Nikon	D	-2.95	0.20					
2009-04-01	DD	E.i. Du Pont De Nemours	D	-2.92	0.60					
2009-04-01	KSP	Kingspan	D	-2.95	0.10					
2009-04-01	DE	Deere	D	-2.94	1.60					
2009-04-01	RIG	Transocean	D	-2.94	0.20					
2009-04-01	DUK	Duke Energy	D	-2.87	0.30	PNW	Pinnacle West Capital	A	2.16	0.30
2009-04-01	ECL	Ecolab	D	-2.88	0.30	ROH	Rohm & Haas	A	2.29	0.30
2009-04-01	EMR	Emerson Electric	D	-2.92	1.10					
2009-04-01	9433	Kddi	D	-2.87	0.40	JWN	Nordstrom	B	1.37	0.40
2009-04-01	FAST	Fastenal	D	-2.90	0.50					
2009-04-01	EDF	Electricite De France	D	-2.94	0.30					
2009-04-01	ENGI	Engie	D	-2.91	0.60					
2009-04-01	GD	General Dynamics	D	-2.93	0.20					
2009-04-01	GE	General Electric	D	-2.96	0.30					
2009-04-01	6981	Murata Manufacturing	D	-2.93	0.00					
2009-04-01	ADSK	Autodesk	D	-2.94	0.10					
2009-04-01	JCI	Johnson Controls	D	-2.93	0.40					
2009-04-01	JNJ	Johnson & Johnson	D	-2.88	0.50	MYL	Mylan N.V.	A	2.39	0.50
2009-04-01	KWKAQ	Quicksilver Rscs	D	-2.98	0.10					
2009-04-01	IL0A	Permanent Tsb	D	-2.98	0.10					
2009-04-01	KLAC	Kla-tencor	D	-2.93	0.20					
2009-04-01	KO	Coca-cola	D	-2.89	0.80	ADM	Archer Daniels Midland	A	2.31	0.80
2009-04-01	LLTC	Linear Technology	D	-2.90	0.30	MU	Micron Technology	B	1.41	0.30
2009-04-01	LLY	Eli Lilly	D	-2.91	2.00					
2009-04-01	LOW	Lowe's Companies	D	-2.87	1.40	DRI	Darden Restaurants	A	2.43	1.40
2009-04-01	TRMB	Trimble	D	-2.93	0.10					
2009-04-01	MCD	Mcdonald's	D	-2.86	2.20	FDO	Family Dollar Stores	A	2.35	2.20
2009-04-01	ROG	Roche	D	-2.87	2.30	WFM	Whole Foods Market	B	1.36	2.30
2009-04-01	MDT	Medtronic	D	-2.91	0.20					
2009-04-01	MI	Marshall & Ilsley	D	-2.97	0.10					
2009-04-01	MMC	Marsh & McLennan Cos	D	-2.90	0.20	MS	Morgan Stanley	B	1.43	0.20
2009-04-01	MRK	Merck & Co	D	-2.93	0.60					
2009-04-01	MSFT	Microsoft	D	-2.90	2.90	SNDK	Sandisk Corp	B	1.39	2.90

Date	Ticker	Name	R	SM	W (%)	Ticker	Name	R	SM	W (%)
2009-04-01	RSG	Republic Services	D	-2.92	0.20					
2009-04-01	NOC	Northrop Grumman	D	-2.91	0.90					
2009-04-01	OXY	Occidental Petroleum	D	-2.90	1.90					
2009-04-01	PAYX	Paychex	D	-2.88	0.40	CVG	Convergys	B	1.34	0.40
2009-04-01	CB	Chubb	D	-2.90	0.70	GS	Goldman Sachs	B	1.35	0.70
2009-04-01	PG	Procter & Gamble	D	-2.89	0.80	TSN	Tyson Foods	B	1.37	0.80
2009-04-01	PH	Parker-hannifin	D	-2.93	0.60					
2009-04-01		E.ON AG	D	-2.92	0.10					
2009-04-01	SUBC	Subsea 7	D	-2.95	0.30					
2009-04-01	DGE	Diageo	D	-2.86	0.30	KSS	Kohl's	B	1.29	0.30
2009-04-01	PBR	Petroleo Brasileiro Sa - Petrobras Adr	D	-2.93	0.60					
2009-04-01	RTN	Raytheon	D	-2.90	0.30					
2009-04-01	T	At&t	D	-2.89	1.50	EQ	Embarq	B	1.25	1.50
2009-04-01	SIAL	Sigma Aldrich	D	-2.90	0.50	CF	Cf Industries	B	1.31	0.50
2009-04-01	SII	Smith International	D	-2.96	0.30					
2009-04-01	SLB	Schlumberger	D	-2.94	0.50					
2009-04-01	STI	Suntrust Banks	D	-2.97	0.40					
2009-04-01	STR	Questar Corp	D	-2.86	0.70	CMS	Cms Energy	B	1.23	0.70
2009-04-01	TROW	T Rowe Price	D	-2.93	0.10					
2009-04-01	LDO	Leonardo	D	-2.91	0.30					
2009-04-01	UNP	Union Pacific	D	-2.92	1.10					
2009-04-01	UTX	United Technologies	D	-2.90	0.30					
2009-04-01	WFC	Wells Fargo	D	-2.94	1.00					
2009-04-01	WM	Waste Management	D	-2.87	0.60	MWV	MeadWestvaco	B	1.26	0.60
2009-04-01	WMT	Wal-mart Stores	D	-2.86	1.90	AZO	Autozone	A	2.24	1.90
2009-04-01	BZU	Buzzi Unicem	D	-2.93	0.10					
2009-04-01	WY	Weyerhaeuser	D	-2.92	0.50					
2009-04-01	X	United States Steel	D	-2.98	0.10					
2009-04-01	CCO	Cameco	D	-2.91	0.10					
2009-04-01	LMT	Lockheed Martin	D	-2.91	0.40					
2009-04-01	ETR	Entergy	D	-2.91	0.00					
2009-04-01	AMP	Amp	D	-2.93	0.40					
2009-04-01	NHY	Norsk Hydro	D	-2.95	0.10					
2009-04-01	CSCO	Cisco Systems	D	-2.89	2.60	AKAM	Akamai Technologies	B	1.36	2.60
2009-04-01	FD	Macy's	D	-2.97	0.30					
2009-04-01	VOD	Vodafone	D	-2.86	0.40	CCE	Coca-Cola Enterprises	B	1.29	0.40
2009-04-01	MRO	Marathon Oil	D	-2.92	0.10					
2009-04-01	SHPG	Shire Adr	D	-2.87	0.60	AGN	Allergan	B	1.27	0.60
2009-04-01	CNX	Consol Energy	D	-2.96	0.80					
2009-04-01	EIX	Edison International	D	-2.91	0.50					
2009-04-01	MTB	M&t Bank	D	-2.92	0.10					
2009-04-01	JPM	Jpmorgan Chase	D	-2.91	2.60					
2009-04-01	SYK	Stryker	D	-2.92	0.30					
2009-04-01	BRK.A	Berkshire Hathaway	D	-2.90	1.10					
2009-04-01	GCC	C&c	D	-2.96	0.10					
2009-04-01	WTW	Weight Watchers International	D	-2.94	0.10					
2009-04-01	DO	Diamond Offshore Drilling	D	-2.93	0.60					
2009-04-01	EL	Estee Lauder Companies	D	-2.92	0.10					
2009-04-01	C	Citigroup	D	-2.98	0.20					
2009-04-01	XOM	Exxon Mobil	D	-2.86	0.20	SUN	Sunoco	A	2.18	0.20
2009-04-01	VZ	Verizon Communications	D	-2.85	1.40	CTL	Centurylink	B	1.22	1.40
2009-04-01	PM	Philip Morris International	D	-2.89	1.30	DHI	D.r. Horton	B	1.28	1.30
2009-04-01	UNA	Unilever	D	-2.88	0.30	ANF	Abercrombie & Fitch	B	1.29	0.30
2009-04-01	JOY	Joy Global	D	-2.96	0.20					
2009-04-01	CVX	Chevron	D	-2.89	0.90	TSO	Tesoro	B	1.33	0.90
2009-04-01	TMKS	Tmk Pao Gdr	D	-2.98	0.10					
2009-04-01	UPS	United Parcel Service	D	-2.88	0.70	BLL	Ball	B	1.26	0.70
2009-04-01	GFTU	Grafton	D	-2.98	0.20					

Date	Ticker	Name	R	SM	W (%)	Ticker	Name	R	SM	W (%)
2009-04-01	DPW	Deutsche Post	D	-2.94	0.00					
2009-04-01	CSE	CapitalSource	D	-2.99	0.00					
2009-04-01	KBR	Kbr	D	-2.85	0.30	APH	Amphenol	B	1.26	0.30
2009-04-01	TS	Tenaris Adr	D	-2.95	0.80					
2009-04-01	1398	Industrial And Commercial Bank Of China	D	-2.89	0.30	NVDA	Nvidia	B	1.29	0.30
2009-04-01	RDS.A	Royal Dutch Shell Adr	D	-2.91	0.70					
2009-04-01	TEL	Te Connectivity	D	-2.95	0.10					
2009-04-01	MDLZ	Mondelez International	D	-2.89	0.40	VFC	Vf	B	1.24	0.40
2009-04-01	FOXA	Twenty-first Century Fox	D	-2.95	0.10					
2009-04-01	BIRG	Bank Of Ireland Abbott	D	-2.99	0.10					
2009-05-01	ABT	Laboratories	D	-2.88	0.30	MYL	Mylan N.V.	A	2.38	0.30
2009-05-01	ECA	Encana	D	-2.90	0.80					
2009-05-01	DVN	Devon Energy	D	-2.93	0.20					
2009-05-01		Bayer	D	-2.89	0.40	MU	Micron Technology	A	2.48	0.40
2009-05-01	CS	Axa	D	-2.91	0.20					
2009-05-01	AVP	Avon Products	D	-2.91	0.70					
2009-05-01	BA	Boeing	D	-2.92	0.90					
2009-05-01	BAC	Bank Of America	D	-2.96	0.50					
2009-05-01	BCR	C R Bard	D	-2.86	0.80	LIFE	Life Technologies	A	2.29	0.80
2009-05-01	SAP	Sap Adr	D	-2.89	1.10	JAVA	Sun Microsystems	A	2.54	1.10
2009-05-01	CAT	Caterpillar	D	-2.93	0.70					
2009-05-01	CLF	Cliffs Natural Resources	D	-2.96	0.20					
2009-05-01	COF	Capital One Financial	D	-2.95	0.10					
2009-05-01	DE	Deere	D	-2.92	1.90					
2009-05-01	DUK	Duke Energy	D	-2.87	0.30	CMS	Cms Energy	A	2.23	0.30
2009-05-01	EMR	Emerson Electric	D	-2.90	1.20	GR	Goodrich	A	2.28	1.20
2009-05-01	9433	Kddi	D	-2.88	0.40	WFM	Whole Foods Market	A	2.43	0.40
2009-05-01	EDF	Electricite De France	D	-2.93	0.30					
2009-05-01	ENGI	Engie	D	-2.90	0.60	GS	Goldman Sachs	A	2.41	0.60
2009-05-01	GD	General Dynamics	D	-2.91	0.20					
2009-05-01	GE	General Electric	D	-2.94	0.30					
2009-05-01	6981	Murata Manufacturing	D	-2.93	0.00					
2009-05-01	ADSK	Autodesk	D	-2.94	0.10					
2009-05-01	JNJ	Johnson & Johnson	D	-2.88	0.40	AGN	Allergan	A	2.25	0.40
2009-05-01	IL0A	Permanent Tsb	D	-2.97	0.10					
2009-05-01	KLAC	Kla-tencor	D	-2.90	0.20					
2009-05-01	KO	Coca-cola	D	-2.89	0.70	F	Ford Motor	A	2.75	0.70
2009-05-01	LLTC	Linear Technology	D	-2.90	0.20					
2009-05-01	LLY	Eli Lilly	D	-2.91	1.80					
2009-05-01	MCD	Mcdonald's	D	-2.87	1.90	AN	Autonation	A	2.69	1.90
2009-05-01	ROG	Roche	D	-2.88	2.00	AKAM	Akamai Technologies	A	2.40	2.00
2009-05-01	MI	Marshall & Ilsley	D	-2.97	0.10					
2009-05-01	MMC	Marsh & Mclennan Cos	D	-2.90	0.20					
2009-05-01	MRK	Merck & Co	D	-2.93	0.50					
2009-05-01	RSG	Republic Services	D	-2.89	0.20	CTAS	Cintas	A	2.24	0.20
2009-05-01	NOC	Northrop Grumman	D	-2.90	0.90					
2009-05-01	OXY	Occidental Petroleum	D	-2.90	1.70					
2009-05-01	PG	Procter & Gamble	D	-2.89	0.80	DHI	D.r. Horton	A	2.35	0.80
2009-05-01		E.ON AG	D	-2.91	0.10					
2009-05-01	DGE	Diageo	D	-2.86	0.30	CCE	Coca-Cola Enterprises	A	2.37	0.30
2009-05-01	RTN	Raytheon	D	-2.89	0.30	BLL	Ball	A	2.23	0.30
2009-05-01	T	At&t	D	-2.89	1.40	EQ	Embarq	A	2.25	1.40
2009-05-01	SII	Smith International	D	-2.95	0.30					
2009-05-01	STI	Suntrust Banks	D	-2.96	0.50					
2009-05-01	STR	Questar Corp	D	-2.86	0.60	SRE	Sempra Energy	A	2.21	0.60
2009-05-01	LDO	Leonardo	D	-2.90	0.40					
2009-05-01	UNP	Union Pacific	D	-2.90	1.20					

Date	Ticker	Name	R	SM	W (%)	Ticker	Name	R	SM	W (%)
2009-05-01	UTX	United Technologies	D	-2.89	0.40	OI	Owens Illinois Rg	B	1.42	0.40
2009-05-01	WFC	Wells Fargo	D	-2.92	1.30					
2009-05-01	WM	Waste Management	D	-2.87	0.50	JBL	Jabil Circuit	B	1.42	0.50
2009-05-01	WMT	Wal-mart Stores	D	-2.87	1.70	DRI	Darden Restaurants	A	2.44	1.70
2009-05-01	X	United States Steel	D	-2.98	0.10					
2009-05-01	LMT	Lockheed Martin	D	-2.89	0.40	CVG	Convergys	B	1.42	0.40
2009-05-01	ETR	Entergy	D	-2.91	0.00					
2009-05-01	AMP	Amp	D	-2.92	0.40					
2009-05-01	NHY	Norsk Hydro	D	-2.94	0.10					
2009-05-01	SHPG	Shire Adr	D	-2.87	0.50	BIIB	Biogen	A	2.20	0.50
2009-05-01	UNH	Unitedhealth	D	-2.87	0.30	DGX	Quest Diagnostics	A	2.19	0.30
2009-05-01	CNX	Consol Energy	D	-2.95	0.90					
2009-05-01	AIR	Airbus	D	-2.87	0.40	BBY	Best Buy	A	2.36	0.40
2009-05-01	EIX	Edison International	D	-2.91	0.50					
2009-05-01	SYK	Stryker	D	-2.91	0.30					
2009-05-01	BRK.A	Berkshire Hathaway	D	-2.90	1.10	MS	Morgan Stanley	A	2.47	1.10
2009-05-01	WTW	Weight Watchers International	D	-2.92	0.10					
2009-05-01	STJ	St Jude Medical Inc	D	-2.85	0.30	THC	Tenet Healthcare	B	1.44	0.30
2009-05-01	AET	Aetna	D	-2.88	0.20	ISRG	Intuitive Surgical	B	1.28	0.20
2009-05-01	EL	Estee Lauder Companies	D	-2.90	0.10					
2009-05-01	C	Citigroup	D	-2.98	0.20					
2009-05-01	XOM	Exxon Mobil	D	-2.86	0.10	DNR	Denbury Resources	A	2.50	0.10
2009-05-01	PM	Philip Morris International	D	-2.89	1.20	GT	Goodyear Tire & Rubber	B	1.54	1.20
2009-05-01	EXC	Exelon	D	-2.86	0.60	PCG	Pg&e	A	2.18	0.60
2009-05-01	UNA	Unilever	D	-2.88	0.20	FDO	Family Dollar Stores	A	2.34	0.20
2009-05-01	CVX	Chevron	D	-2.89	0.80	TSO	Tesoro	A	2.39	0.80
2009-05-01	DPW	Deutsche Post	D	-2.93	0.00					
2009-05-01	CSE	CapitalSource	D	-2.96	0.10					
2009-05-01	KBR	Kbr	D	-2.83	0.30	TEL	TE Connectivity	B	1.40	0.30
2009-05-01	RDS.A	Royal Dutch Shell Adr	D	-2.90	0.70					
2009-05-01	MDLZ	Mondelez International	D	-2.89	0.30	HOG	Harley-davidson	B	1.44	0.30
2009-05-01	FOXA	Twenty-first Century Fox	D	-2.94	0.10					
2009-06-01	ABT	Abbott Laboratories	D	-2.87	0.30	CI	Cigna	A	2.44	0.30
2009-06-01	AMGN	Amgen	D	-2.87	0.40	MYL	Mylan N.V.	A	2.39	0.40
2009-06-01		Bayer	D	-2.88	0.40	GNW	Genworth Financial	A	3.00	0.40
2009-06-01	BCR	C R Bard	D	-2.86	0.70	CVH	Coventry Health Care	A	2.38	0.70
2009-06-01	DUK	Duke Energy	D	-2.87	0.20	AES	Aes	A	2.36	0.20
2009-06-01	9433	Kddi	D	-2.87	0.40	AN	Autonation	A	2.67	0.40
2009-06-01	EDF	Electricite De France	D	-2.93	0.30					
2009-06-01	ENGI	Engie	D	-2.89	0.50	PRU	Prudential Financial	A	2.58	0.50
2009-06-01	JNJ	Johnson & Johnson	D	-2.87	0.40	LIFE	Life Technologies	A	2.31	0.40
2009-06-01	LLY	Eli Lilly	D	-2.90	1.70					
2009-06-01	ROG	Roche	D	-2.88	1.80	MS	Morgan Stanley	A	2.54	1.80
2009-06-01	MMC	Marsh & McLennan Cos	D	-2.91	0.20					
2009-06-01	MRK	Merck & Co	D	-2.92	0.60					
2009-06-01	RSG	Republic Services	D	-2.89	0.20	OI	Owens Illinois Rg	A	2.50	0.20
2009-06-01	PG	Procter & Gamble	D	-2.88	0.80	F	Ford Motor	A	2.81	0.80
2009-06-01	DGE	Diageo	D	-2.85	0.30	JAVA	Sun Microsystems	A	2.54	0.30
2009-06-01	RTN	Raytheon	D	-2.89	0.30	JBL	Jabil Circuit	A	2.44	0.30
2009-06-01	T	At&t	D	-2.90	1.20	EQ	Embarq	A	2.28	1.20
2009-06-01	STI	Suntrust Banks	D	-2.96	0.40					
2009-06-01	LDO	Leonardo	D	-2.91	0.30					
2009-06-01	WM	Waste Management	D	-2.85	0.60	CVG	Convergys	A	2.38	0.60
2009-06-01	WMT	Wal-mart Stores	D	-2.87	1.60	WYN	Wyndham Worldwide	A	2.71	1.60

Date	Ticker	Name	R	SM	W (%)	Ticker	Name	R	SM	W (%)
2009-06-01	ETR	Entergy	D	-2.90	0.00	CMS	Cms Energy	A	2.22	0.00
2009-06-01	SHPG	Shire Adr	D	-2.85	0.60	ANTM	Anthem	A	2.27	0.60
2009-06-01	AIR	Airbus	D	-2.86	0.40	MU	Micron Technology	A	2.52	0.40
2009-06-01	EIX	Edison International	D	-2.91	0.50					
2009-06-01	SYK	Stryker	D	-2.90	0.30					
2009-06-01	AET	Aetna	D	-2.85	0.20	AGN	Allergan	A	2.25	0.20
2009-06-01	C	Citigroup	D	-2.97	0.20					
2009-06-01	XOM	Exxon Mobil	D	-2.86	0.10	DNR	Denbury Resources	A	2.54	0.10
2009-06-01	EXC	Exelon	D	-2.86	0.60	SRE	Sempra Energy	A	2.21	0.60
2009-06-01	CVX	Chevron	D	-2.89	0.80	TSO	Tesoro	A	2.43	0.80
2009-06-01	DPW	Deutsche Post	D	-2.92	0.10					
2009-06-01	CSE	CapitalSource	D	-2.95	0.10					
2009-06-01	AWK	American Water Works	D	-2.88	0.50	PEG	Public Service Enterprise	A	2.20	0.50
2009-06-01	MDLZ	Mondelez International	D	-2.87	0.40	GT	Goodyear Tire & Rubber	A	2.58	0.40
2009-07-01	ABT	Abbott Laboratories	D	-2.86	0.30	THC	Tenet Healthcare	A	2.53	0.30
2009-07-01		Bayer	D	-2.89	0.30	F	Ford Motor	A	2.78	0.30
2009-07-01	BCR	C R Bard	D	-2.86	0.70	CI	Cigna	A	2.46	0.70
2009-07-01	CINF	Cincinnati Financial	D	-2.84	0.20	GNW	Genworth Financial	A	3.00	0.20
2009-07-01	ENGI	Engie	D	-2.90	0.80	WYN	Wyndham Worldwide	A	2.70	0.80
2009-07-01	JNJ	Johnson & Johnson	D	-2.87	0.40	CVH	Coventry Health Care	A	2.40	0.40
2009-07-01	LLY	Eli Lilly	D	-2.90	1.50					
2009-07-01	ROG	Roche	D	-2.87	1.70	IP	International Paper	A	2.62	1.70
2009-07-01	RSG	Republic Services	D	-2.88	0.20	OI	Owens Illinois Rg	A	2.50	0.20
2009-07-01	PBCT	People's United Financial	D	-2.86	0.10	LNC	Lincoln National	A	2.58	0.10
2009-07-01	RTN	Raytheon	D	-2.89	0.30	MAS	Masco	A	2.43	0.30
2009-07-01	T	At&t	D	-2.90	0.90	S	Sprint Nextel	A	2.56	0.90
2009-07-01	WMT	Wal-mart Stores	D	-2.84	1.30	AN	Autonation	A	2.70	1.30
2009-07-01	VOD	Vodafone	D	-2.85	0.30	AKS	Ak Steel	A	2.61	0.30
2009-07-01	SYK	Stryker	D	-2.90	0.20					
2009-07-01	TWX	Time Warner	D	-2.92	0.50					
2009-07-01	C	Citigroup	D	-2.98	0.10					
2009-07-01	CSE	CapitalSource	D	-2.94	0.10					
2009-07-01	NOVN	Novartis	D	-2.88	0.40	PRU	Prudential Financial	A	2.55	0.40
2009-08-03	ABT	Abbott Laboratories	D	-2.87	0.20	THC	Tenet Healthcare	A	2.78	0.20
2009-08-03		Bayer	D	-2.87	0.30	F	Ford Motor	A	3.00	0.30
2009-08-03	BCR	C R Bard	D	-2.86	0.60	CI	Cigna	A	2.53	0.60
2009-08-03	BK	Bank Of New York Mellon	C	-1.84	0.10	FITB	Fifth Third Bancorp	A	3.00	0.10
2009-08-03	ENGI	Engie	D	-2.90	0.70	GT	Goodyear Tire & Rubber	A	2.85	0.70
2009-08-03	HD	The Home Depot	C	-1.83	0.80	AN	Autonation	A	2.82	0.80
2009-08-03	JNJ	Johnson & Johnson	D	-2.86	0.40	CVH	Coventry Health Care	A	2.47	0.40
2009-08-03	LLY	Eli Lilly	D	-2.90	1.40					
2009-08-03	LOW	Lowe's Companies	C	-1.82	1.00	WYN	Wyndham Worldwide	A	2.81	1.00
2009-08-03	MI	Marshall & Ilsley	D	-2.88	0.10	GNW	Genworth Financial	A	3.00	0.10
2009-08-03	MMC	Marsh & McLennan Cos	D	-2.83	0.20	LNC	Lincoln National	A	2.75	0.20
2009-08-03	RSG	Republic Services	D	-2.88	0.20	MAS	Masco	A	2.63	0.20
2009-08-03	NOC	Northrop Grumman	D	-2.84	0.60	OI	Owens Illinois Rg	A	2.59	0.60
2009-08-03	PBCT	People's United Financial	D	-2.85	0.10	PFG	Principal Financial	A	2.72	0.10
2009-08-03	RTN	Raytheon	D	-2.88	0.30	JBL	Jabil Circuit	A	2.50	0.30
2009-08-03	CRH	Crh	C	-1.85	0.50	IP	International Paper	A	2.78	0.50
2009-08-03	WMT	Wal-mart Stores	D	-2.84	1.30	JWN	Nordstrom	A	2.59	1.30
2009-08-03	FP	Total	C	-1.84	0.40	PRU	Prudential Financial	A	2.68	0.40
2009-08-03	SYK	Stryker	D	-2.90	0.20					
2009-08-03	C	Citigroup	D	-2.98	0.10					
2009-09-01	ECA	Encana	C	-1.85	0.60	HIG	The Hartford Financial Services	A	2.97	0.60

Date	Ticker	Name	R	SM	W (%)	Ticker	Name	R	SM	W (%)
2009-09-01	HES	Hess	D	-2.88	0.50	DNR	Denbury Resources	A	2.43	0.50
2009-09-01	BK	Bank Of New York Mellon	C	-1.84	0.10	FITB	Fifth Third Bancorp	A	3.00	0.10
2009-09-01	2498	Htc	C	-1.89	0.00	F	Ford Motor	A	2.96	0.00
2009-09-01	LLY	Eli Lilly	D	-2.91	1.40					
2009-09-01	MI	Marshall & Ilsley	D	-2.88	0.10	GNW	Genworth Financial	A	3.00	0.10
2009-09-01	NEM	Newmont Mining	C	-1.86	0.30	IP	International Paper	A	2.89	0.30
2009-09-01	PPL	Ppl	C	-1.86	0.40	AES	Aes	A	2.45	0.40
2009-09-01	RTN	Raytheon	D	-2.88	0.30	MAS	Masco	A	2.62	0.30
2009-09-01	CRH	Crh	C	-1.85	0.50	WYN	Wyndham Worldwide	A	2.82	0.50
2009-09-01	LMT	Lockheed Martin	D	-2.85	0.30	JBL	Jabil Circuit	A	2.58	0.30
2009-09-01	XOM	Exxon Mobil	D	-2.85	0.10	PXD	Pioneer Natural Resources	A	2.39	0.10
2009-10-01	HES	Hess	D	-2.85	0.50	PXD	Pioneer Natural Resources	A	2.48	0.50
2009-10-01	FSLR	First Solar	C	-1.88	0.90	DNR	Denbury Resources	A	2.42	0.90
2009-10-01	MON	Monsanto	C	-1.86	0.50	F	Ford Motor	A	2.92	0.50
2009-10-01	2498	Htc	D	-2.89	0.00	FITB	Fifth Third Bancorp	A	3.00	0.00
2009-10-01	LLY	Eli Lilly	D	-2.91	1.00					
2009-10-01	NEM	Newmont Mining	C	-1.86	0.30	IP	International Paper	A	2.87	0.30
2009-10-01	PPL	Ppl	C	-1.85	0.40	AES	Aes	A	2.47	0.40
2009-10-01	XOM	Exxon Mobil	D	-2.85	0.10	FTI	Fmc Technologies	A	2.41	0.10
2009-11-02	AMGN	Amgen	C	-1.86	0.30	THC	Tenet Healthcare	A	2.98	0.30
2009-11-02	FSLR	First Solar	C	-1.90	0.80	PXD	Pioneer Natural Resources	A	2.57	0.80
2009-11-02	MON	Monsanto	C	-1.88	0.40	F	Ford Motor	A	3.00	0.40
2009-11-02	NEE	Nextera Energy	C	-1.86	0.20	AES	Aes	A	2.45	0.20
2009-11-02	2498	Htc	D	-2.89	0.00	FITB	Fifth Third Bancorp	A	3.00	0.00
2009-11-02	LOW	Lowe's Companies	C	-1.86	0.30	WYN	Wyndham Worldwide	A	2.97	0.30
2009-11-02	PPL	Ppl	C	-1.86	0.40	CEG	Constellation Energy	A	2.34	0.40
2009-11-02	LMT	Lockheed Martin	D	-2.86	0.30	JBL	Jabil Circuit	A	2.72	0.30
2009-11-02	QCOM	Qualcomm	C	-1.86	0.60	SNDK	Sandisk Corp	A	2.65	0.60
2009-11-02	STJ	St Jude Medical Inc	C	-1.86	0.20	CI	Cigna	A	2.53	0.20
2009-11-02	VZ	Verizon Communications	D	-2.84	1.30	QWST	Qwest Communications	A	2.27	1.30
2009-11-02	EXC	Exelon	C	-1.85	0.80	TEG	Integrys Energy	A	2.29	0.80
2009-12-01	AMGN	Amgen	C	-1.85	0.30	THC	Tenet Healthcare	A	2.88	0.30
2009-12-01	BK	Bank Of New York Mellon	C	-1.85	0.10	FITB	Fifth Third Bancorp	A	3.00	0.10
2009-12-01	FSLR	First Solar	C	-1.90	0.70	PXD	Pioneer Natural Resources	A	2.59	0.70
2009-12-01	MON	Monsanto	C	-1.85	0.50	F	Ford Motor	A	3.00	0.50
2009-12-01	NEE	Nextera Energy	C	-1.85	0.20	AES	Aes	A	2.45	0.20
2009-12-01	2498	Htc	D	-2.88	0.00	IP	International Paper	A	3.00	0.00
2009-12-01	6981	Murata Manufacturing	C	-1.85	0.00	HIG	The Hartford Financial Services	A	3.00	0.00
2009-12-01	IL0A	Permanent Tsb	C	-1.91	0.10	GNW	Genworth Financial	A	3.00	0.10
2009-12-01	LOW	Lowe's Companies	C	-1.84	0.40	WYN	Wyndham Worldwide	A	3.00	0.40
2009-12-01	CRH	Crh	C	-1.86	0.60	SCN	Prologis	A	2.98	0.60
2009-12-01	BSX	Boston Scientific	C	-1.88	0.10	CI	Cigna	A	2.63	0.10
2009-12-01	QCOM	Qualcomm	C	-1.84	0.60	MU	Micron Technology	A	2.77	0.60
2009-12-01	AIR	Airbus	C	-1.88	0.40	FCX	Freeport-mcmoran	A	2.83	0.40
2009-12-01	STJ	St Jude Medical Inc	C	-1.85	0.20	MYL	Mylan N.V.	A	2.53	0.20
2009-12-01	EXC	Exelon	C	-1.84	0.80	CEG	Constellation Energy	A	2.35	0.80
2010-01-01	AMGN	Amgen	C	-1.85	0.30	THC	Tenet Healthcare	A	3.00	0.30
2010-01-01	AON	Aon	C	-1.85	0.60	FITB	Fifth Third Bancorp	A	3.00	0.60
2010-01-01	BK	Bank Of New York Mellon	C	-1.85	0.10	SCN	Prologis	A	3.00	0.10
2010-01-01	FSLR	First Solar	D	-2.89	0.70	PXD	Pioneer Natural Resources	A	2.66	0.70

Date	Ticker	Name	R	SM	W (%)	Ticker	Name	R	SM	W (%)
2010-01-01	VWS	Vestas Wind Systems	C	-1.88	0.10	IP	International Paper	A	3.00	0.10
2010-01-01	NEE	Nextera Energy	C	-1.85	0.10	AES	Aes	A	2.45	0.10
2010-01-01	728	China Telecom	C	-1.88	0.20	F	Ford Motor	A	3.00	0.20
2010-01-01	2498	Htc	D	-2.88	0.10	MU	Micron Technology	A	3.00	0.10
2010-01-01	MI	Marshall & Ilsley	D	-2.90	0.00	HIG	The Hartford Financial Services	A	3.00	0.00
2010-01-01	MUR	Murphy Oil	C	-1.86	0.60	FTI	Fmc Technologies	A	2.47	0.60
2010-01-01	CRH	Crh	C	-1.85	0.60	GNW	Genworth Financial	A	3.00	0.60
2010-01-01	BSX	Boston Scientific	C	-1.87	0.10	CI	Cigna	A	2.67	0.10
2010-01-01	LMT	Lockheed Martin	D	-2.84	1.00	JBL	Jabil Circuit	A	2.92	1.00
2010-01-01	HOLX	Hologic	C	-1.86	0.50	MYL	Mylan N.V.	A	2.53	0.50
2010-01-01	AIR	Airbus	C	-1.86	0.40	WYN	Wyndham Worldwide	A	3.00	0.40
2010-01-01	IMO	Imperial Oil	C	-1.85	0.30	SNDK	Sandisk Corp	A	2.91	0.30
2010-01-01	STJ	St Jude Medical Inc	C	-1.85	0.20	CVH	Coventry Health Care	A	2.50	0.20
2010-01-01	EXC	Exelon	C	-1.84	0.90	CEG	Constellation Energy	A	2.38	0.90
2010-01-01	GFTU	Grafton	C	-1.88	0.20	AMD	Advanced Micro Devices	A	2.90	0.20
2010-02-01	AMGN	Amgen	C	-1.84	0.30	THC	Tenet Healthcare	A	3.00	0.30
2010-02-01	AON	Aon	C	-1.85	0.70	FITB	Fifth Third Bancorp	A	3.00	0.70
2010-02-01	SU	Suncor Energy	C	-1.86	3.40	MU	Micron Technology	A	2.90	3.40
2010-02-01	FSLR	First Solar	D	-2.90	0.60	LNC	Lincoln National	A	2.83	0.10
2010-02-01	VWS	Vestas Wind Systems	C	-1.89	0.10	AES	Aes	A	2.44	0.10
2010-02-01	NEE	Nextera Energy	C	-1.86	0.10	SNDK	Sandisk Corp	A	2.82	0.20
2010-02-01	728	China Telecom	C	-1.87	0.20	JBL	Jabil Circuit	A	2.81	0.00
2010-02-01	2498	Htc	D	-2.90	0.00	HIG	The Hartford Financial Services	A	3.00	0.40
2010-02-01	MMC	Marsh & McLennan Cos	C	-1.86	0.40	PXD	Pioneer Natural Resources	A	2.63	0.60
2010-02-01	MUR	Murphy Oil	C	-1.86	0.60	HBAN	Huntington Bancshares	A	2.80	0.20
2010-02-01	GMEX-ICOB	Grupo Mexico	C	-1.86	0.20	GNW	Genworth Financial	A	3.00	0.70
2010-02-01	CB	Chubb	C	-1.85	0.70	IP	International Paper	A	2.97	0.20
2010-02-01	SIAL	Sigma Aldrich	C	-1.86	0.20	PRU	Prudential Financial	A	2.76	0.50
2010-02-01	CRH	Crh	C	-1.86	0.50	JWN	Nordstrom	A	2.75	0.10
2010-02-01	BZU	Buzzi Unicem	C	-1.87	0.10	CI	Cigna	A	2.64	0.10
2010-02-01	BSX	Boston Scientific	C	-1.88	0.10	MYL	Mylan N.V.	A	2.52	0.50
2010-02-01	HOLX	Hologic	C	-1.85	0.50	FCX	Freeport-mcmoran	A	2.71	0.30
2010-02-01	PX	Praxair	C	-1.85	0.30	AMD	Advanced Micro Devices	A	2.74	0.40
2010-02-01	AIR	Airbus	C	-1.85	0.40	COF	Capital One Financial	A	2.74	0.30
2010-02-01	IMO	Imperial Oil	D	-2.86	0.30	WYN	Wyndham Worldwide	A	3.00	0.30
2010-02-01	VMED	Virgin Media Inc.	C	-1.86	0.30	SCN	Prologis	A	2.95	1.60
2010-02-01	JPM	Jpmorgan Chase	C	-1.86	1.60	PCLN	The Priceline	A	2.72	0.30
2010-02-01	ACA	Credit Agricole	C	-1.87	0.30	F	Ford Motor	A	3.00	1.00
2010-02-01	PM	Philip Morris International	C	-1.85	1.00	CBS	Cbs	A	2.72	0.10
2010-02-01	GFTU	Grafton	C	-1.89	0.10	AFL	Aflac	A	2.71	0.10
2010-02-01	GFTU	Grafton	C	-1.89	0.10	THC	Tenet Healthcare	A	2.98	0.30
2010-02-01	GFTU	Grafton	C	-1.89	0.10	FITB	Fifth Third Bancorp	A	3.00	0.70
2010-02-01	GFTU	Grafton	C	-1.89	0.10	SNDK	Sandisk Corp	A	3.00	3.00
2010-02-01	GFTU	Grafton	C	-1.89	0.10	WYN	Wyndham Worldwide	A	3.00	0.10
2010-02-01	GFTU	Grafton	C	-1.89	0.10	CEG	Constellation Energy	A	2.38	0.10
2010-02-01	GFTU	Grafton	C	-1.89	0.10	MU	Micron Technology	A	2.96	0.20
2010-02-01	GFTU	Grafton	C	-1.89	0.10	SCN	Prologis	A	2.94	0.00
2010-02-01	GFTU	Grafton	C	-1.89	0.10	CI	Cigna	A	2.65	1.20
2010-02-01	GFTU	Grafton	C	-1.89	0.10	HIG	The Hartford Financial Services	A	3.00	0.50
2010-03-01	AMGN	Amgen	C	-1.85	0.30					
2010-03-01	AON	Aon	C	-1.84	0.70					
2010-03-01	SU	Suncor Energy	C	-1.87	3.00					
2010-03-01	FSLR	First Solar	D	-2.91	0.60					
2010-03-01	VWS	Vestas Wind Systems	C	-1.89	0.10					
2010-03-01	NEE	Nextera Energy	C	-1.87	0.10					
2010-03-01	728	China Telecom	C	-1.87	0.20					
2010-03-01	2498	Htc	D	-2.89	0.00					
2010-03-01	LLY	Eli Lilly	C	-1.85	1.20					
2010-03-01	MMC	Marsh & McLennan Cos	C	-1.85	0.50					

Date	Ticker	Name	R	SM	W (%)	Ticker	Name	R	SM	W (%)
2010-03-01	MUR	Murphy Oil	C	-1.86	0.60	PXD	Pioneer Natural Resources	A	2.65	0.60
2010-03-01	GMEX-ICOB	Grupo Mexico	C	-1.84	0.20	JDSU	JDS Uniphase Corporation	A	2.85	0.20
2010-03-01	CB	Chubb	C	-1.85	0.70	GNW	Genworth Financial	A	3.00	0.70
2010-03-01	PBR	Petroleo Brasileiro Sa - Petrobras Adr	C	-1.86	0.30	FTI	Fmc Technologies	A	2.47	0.30
2010-03-01	SIAL	Sigma Aldrich	C	-1.85	0.20	IP	International Paper	A	2.99	0.20
2010-03-01	CRH	Crh	C	-1.86	0.50	LNC	Lincoln National	A	2.85	0.50
2010-03-01	BZU	Buzzi Unicem	C	-1.89	0.10	PCLN	The Priceline	A	2.84	0.10
2010-03-01	BSX	Boston Scientific	C	-1.89	0.10	MYL	Mylan N.V.	A	2.62	0.10
2010-03-01	PX	Praxair	C	-1.85	0.30	FCX	Freeport-mcmoran	A	2.76	0.30
2010-03-01	IMO	Imperial Oil	D	-2.86	0.30	JBL	Jabil Circuit	A	2.82	0.30
2010-03-01	EIX	Edison International	C	-1.85	0.40	AES	Aes	A	2.38	0.40
2010-03-01	ACA	Credit Agricole	C	-1.88	0.30	JWN	Nordstrom	A	2.80	0.30
2010-03-01	DO	Diamond Offshore Drilling	C	-1.86	0.40	NBR	Nabors Industries	A	2.44	0.40
2010-03-01	XOM	Exxon Mobil	D	-2.86	0.10	APC	Anadarko Petroleum	A	2.43	0.10
2010-03-01	VZ	Verizon Communications	C	-1.86	1.20	QWST	Qwest Communications	A	2.35	1.20
2010-03-01	PM	Philip Morris International	C	-1.84	1.00	F	Ford Motor	A	3.00	1.00
2010-03-01	GFTU	Grafton	C	-1.90	0.10	PRU	Prudential Financial	A	2.79	0.10
2010-03-01		Cdn Oil Trust Uts	C	-1.86	0.10	HBAN	Huntington Bancshares	A	2.78	0.10
2010-03-01	1398	Industrial And Commercial Bank Of China	C	-1.86	0.20	HAR	Harman Ind Inc	A	2.77	0.20
2010-03-01	RDS.A	Royal Dutch Shell Adr	C	-1.85	0.50	BJS	BJ Services Co	A	2.42	0.50
2010-04-01	DVN	Devon Energy	C	-1.86	0.20	PXD	Pioneer Natural Resources	A	2.81	0.20
2010-04-01	SU	Suncor Energy	D	-2.86	2.70	IP	International Paper	A	3.00	2.70
2010-04-01	FSLR	First Solar	D	-2.90	0.60	F	Ford Motor	A	3.00	0.30
2010-04-01	MON	Monsanto	D	-2.86	0.30	MU	Micron Technology	A	3.00	0.00
2010-04-01	CMVT	Comverse Technology	C	-1.85	0.00	LNC	Lincoln National	A	3.00	0.10
2010-04-01	VWS	Vestas Wind Systems	D	-2.88	0.10	OKE	Oneok	A	2.43	0.10
2010-04-01	NEE	Nextera Energy	D	-2.86	0.10	HIG	The Hartford Financial Services	A	3.00	0.20
2010-04-01	728	China Telecom	C	-1.85	0.20	GNW	Genworth Financial	A	3.00	0.10
2010-04-01	2498	Htc	D	-2.88	0.10	THC	Tenet Healthcare	A	3.00	1.20
2010-04-01	LLY	Eli Lilly	C	-1.84	1.20	FTI	Fmc Technologies	A	2.54	0.50
2010-04-01	MUR	Murphy Oil	C	-1.85	0.50	FITB	Fifth Third Bancorp	A	3.00	0.10
2010-04-01	PBCT	People's United Financial	D	-2.85	0.10	CI	Cigna	A	2.70	0.70
2010-04-01	PFE	Pfizer	C	-1.86	0.70	TEG	Integrays Energy	A	2.40	0.30
2010-04-01	PPL	Ppl	D	-2.86	0.30	APC	Anadarko Petroleum	A	2.46	0.40
2010-04-01	PBR	Petroleo Brasileiro Sa - Petrobras Adr	C	-1.86	0.40	WYN	Wyndham Worldwide	A	3.00	0.50
2010-04-01	CRH	Crh	C	-1.84	0.50	JBL	Jabil Circuit	A	2.86	0.10
2010-04-01	VMC	Vulcan Materials Co	C	-1.87	0.10	SCN	Prologis	A	2.98	0.10
2010-04-01	BZU	Buzzi Unicem	C	-1.88	0.10	SNDK	Sandisk Corp	A	3.00	0.10
2010-04-01	QCOM	Qualcomm	D	-2.86	0.10	JDSU	JDS Uniphase Corporation	A	2.95	0.40
2010-04-01	IMO	Imperial Oil	D	-2.85	0.40	CEG	Constellation Energy	A	2.39	0.40
2010-04-01	EIX	Edison International	C	-1.84	0.40	PCLN	The Priceline	A	2.91	0.30
2010-04-01	ACA	Credit Agricole	C	-1.86	0.30	CAM	Cameron International Corp.	A	2.44	0.50
2010-04-01	DO	Diamond Offshore Drilling	C	-1.86	0.50	AES	Aes	A	2.38	0.70
2010-04-01	EXC	Exelon	D	-2.85	0.70					

Date	Ticker	Name	R	SM	W (%)	Ticker	Name	R	SM	W (%)
2010-04-01	1398	Industrial And Commercial Bank Of China	C	-1.86	0.30	PRU	Prudential Financial	A	2.90	0.30
2010-04-01	RDS.B	Royal Dutch Shell Adr	C	-1.85	0.10	BJS	BJ Services Co	A	2.42	0.10
2010-04-01	RDS.A	Royal Dutch Shell Adr	C	-1.84	0.50	WMB	Williams Companies	A	2.40	0.50
2010-05-03	ABT	Abbott Laboratories	C	-1.85	0.20	THC	Tenet Healthcare	A	3.00	0.20
2010-05-03	DVN	Devon Energy	C	-1.85	0.20	PXD	Pioneer Natural Resources	A	2.91	0.20
2010-05-03	SU	Suncor Energy	D	-2.84	2.70	FITB	Fifth Third Bancorp	A	3.00	2.70
2010-05-03	BAX	Baxter International	C	-1.87	0.90	MYL	Mylan N.V.	A	2.64	0.90
2010-05-03	MON	Monsanto	D	-2.88	0.20	F	Ford Motor	A	3.00	0.20
2010-05-03	CMVT	Comverse Technology	C	-1.85	0.00	JDSU	JDS Uniphase Corporation	A	3.00	0.00
2010-05-03	728	China Telecom	C	-1.86	0.20	HBAN	Huntington Bancshares	A	3.00	0.20
2010-05-03	LLY	Eli Lilly	C	-1.84	1.20	CVH	Coventry Health Care	A	2.48	1.20
2010-05-03	ROG	Roche	C	-1.85	1.50	LNC	Lincoln National	A	3.00	1.50
2010-05-03	MRK	Merck & Co	C	-1.86	3.10	LIFE	Life Technologies	A	2.43	3.10
2010-05-03	PFE	Pfizer	C	-1.86	0.70	MIL	Millipore	A	2.40	0.70
2010-05-03	PPL	Ppl	D	-2.87	0.30	OKE	Oneok	A	2.46	0.30
2010-05-03	PBR	Petroleo Brasileiro Sa - Petrobras Adr	C	-1.87	0.30	FTI	Fmc Technologies	A	2.56	0.30
2010-05-03	SJR.B	Shaw Communications	C	-1.86	0.30	HIG	The Hartford Financial Services	A	3.00	0.30
2010-05-03	FP	Total	C	-1.85	0.30	GNW	Genworth Financial	A	3.00	0.30
2010-05-03	QCOM	Qualcomm	D	-2.87	0.00	SNDK	Sandisk Corp	A	3.00	0.00
2010-05-03	9984	Softbank	C	-1.86	0.10	WYN	Wyndham Worldwide	A	3.00	0.10
2010-05-03	EIX	Edison International	C	-1.84	0.40	TEG	Integrays Energy	A	2.42	0.40
2010-05-03	DO	Diamond Offshore Drilling	C	-1.88	0.40	SII	Smith International	A	2.42	0.40
2010-05-03	VZ	Verizon Communications	D	-2.84	1.40	QWST	Qwest Communications	A	2.41	1.40
2010-05-03	EXC	Exelon	D	-2.85	0.70	AES	Aes	A	2.41	0.70
2010-05-03	MHS	Medco Health Solutions	C	-1.85	0.10	ESRX	Express Scripts Holding	A	2.38	0.10
2010-05-03	1398	Industrial And Commercial Bank Of China	C	-1.87	0.30	SCN	Prologis	A	3.00	0.30
2010-05-03	AWK	American Water Works	C	-1.84	0.30	CEG	Constellation Energy	A	2.39	0.30
2010-05-03	GOOGL	Alphabet	C	-1.86	1.20	MU	Micron Technology	A	2.98	1.20
2010-05-03	ARNC	Arconic	C	-1.87	0.20	IP	International Paper	A	3.00	0.20
2010-06-01	ABT	Abbott Laboratories	C	-1.86	0.20	THC	Tenet Healthcare	A	2.87	0.20
2010-06-01	DVN	Devon Energy	C	-1.87	0.20	PXD	Pioneer Natural Resources	A	2.85	0.20
2010-06-01	SU	Suncor Energy	D	-2.85	2.80	F	Ford Motor	A	3.00	2.80
2010-06-01	BAX	Baxter International	C	-1.89	0.80	MYL	Mylan N.V.	A	2.55	0.80
2010-06-01	SAP	Sap Adr	C	-1.86	0.40	SNDK	Sandisk Corp	A	3.00	0.40
2010-06-01	CLF	Cliffs Natural Resources	C	-1.89	0.40	IP	International Paper	A	2.91	0.40
2010-06-01	MON	Monsanto	D	-2.91	0.20					
2010-06-01	CMVT	Comverse Technology	C	-1.86	0.00	MU	Micron Technology	A	2.85	0.00
2010-06-01	BATS	British American Tobacco	C	-1.85	0.30	HIG	The Hartford Financial Services	A	3.00	0.30
2010-06-01	LLY	Eli Lilly	C	-1.86	1.20	MIL	Millipore	A	2.40	1.20
2010-06-01	ROG	Roche	C	-1.86	1.60	GNW	Genworth Financial	A	3.00	1.60
2010-06-01	MRK	Merck & Co	C	-1.86	3.30	LIFE	Life Technologies	A	2.39	3.30
2010-06-01	PFE	Pfizer	C	-1.88	0.70	ESRX	Express Scripts Holding	A	2.38	0.70
2010-06-01	PPL	Ppl	D	-2.87	0.30	OKE	Oneok	A	2.39	0.30

Date	Ticker	Name	R	SM	W (%)	Ticker	Name	R	SM	W (%)
2010-06-01	PBR	Petroleo Brasileiro Sa - Petrobras Adr	C	-1.89	0.30	FTE	Fmc Technologies	A	2.40	0.30
2010-06-01	SJR.B	Shaw Communications	C	-1.86	0.30	HBAN	Huntington Bancshares	A	2.97	0.30
2010-06-01	BZU	Buzzi Unicem	D	-2.87	0.10	WYNN	Wynn Resorts	A	2.88	0.10
2010-06-01	FP	Total	C	-1.86	0.30	LNK	Lincoln National	A	2.85	0.30
2010-06-01	HOLX	Hologic	C	-1.88	0.20	AGN	Allergan	A	2.33	0.20
2010-06-01	QCOM	Qualcomm	D	-2.88	0.00	JDSU	JDS Uniphase Corporation	A	2.81	0.00
2010-06-01	9984	Softbank	C	-1.85	0.10	WHR	Whirlpool	A	2.85	0.10
2010-06-01	EIX	Edison International	C	-1.86	0.50	CEG	Constellation Energy	A	2.37	0.50
2010-06-01	SYNN	Syngenta	C	-1.86	1.40	JWN	Nordstrom	A	2.84	1.40
2010-06-01	BRK.A	Berkshire Hathaway	C	-1.86	0.10	FITB	Fifth Third Bancorp	A	3.00	0.10
2010-06-01	WTW	Weight Watchers International	C	-1.85	0.10	WYN	Wyndham Worldwide	A	3.00	0.10
2010-06-01	DO	Diamond Offshore Drilling	D	-2.91	0.30					
2010-06-01	VZ	Verizon Communications	D	-2.86	1.50	QWST	Qwest Communications	A	2.40	1.50
2010-06-01	EXC	Exelon	D	-2.87	0.60	TEG	Integrus Energy	A	2.37	0.60
2010-06-01	MHS	Medco Health Solutions	C	-1.86	0.10	WAT	Waters	A	2.31	0.10
2010-06-01	NOVN	Novartis	C	-1.86	0.40	PRU	Prudential Financial	A	2.84	0.40
2010-06-01	TS	Tenaris Adr	C	-1.87	0.60	TIE	Titanium Metals	A	2.69	0.60
2010-06-01	1398	Industrial And Commercial Bank Of China	C	-1.87	0.30	COF	Capital One Financial	A	2.81	0.30
2010-06-01	AWK	American Water Works	C	-1.86	0.30	DTE	Dte Energy	A	2.32	0.30
2010-06-01	GOOGL	Alphabet	C	-1.87	1.20	AMD	Advanced Micro Devices	A	2.75	1.20
2010-06-01	ARNC	Arconic	C	-1.89	0.20	ATI	Allegheny Technologies	A	2.56	0.20
2010-07-01	ABT	Abbott Laboratories	C	-1.86	0.20	THC	Tenet Healthcare	A	2.80	0.20
2010-07-01	KPN	Koninklijke Kpn	C	-1.86	0.20	CBS	Cbs	A	2.69	0.20
2010-07-01	DVN	Devon Energy	C	-1.87	0.20	PXD	Pioneer Natural Resources	A	2.81	0.20
2010-07-01	SU	Suncor Energy	D	-2.85	2.80	HST	Host Hotels & Resorts	A	2.66	2.80
2010-07-01	AVP	Avon Products	D	-2.88	0.40	F	Ford Motor	A	3.00	0.40
2010-07-01	BAX	Baxter International	D	-2.89	0.90	MIL	Millipore	A	2.40	0.90
2010-07-01	BK	Bank Of New York Mellon	C	-1.87	0.10	FITB	Fifth Third Bancorp	A	3.00	0.10
2010-07-01	SAP	Sap Adr	C	-1.85	0.30	SNDK	Sandisk Corp	A	3.00	0.30
2010-07-01	CL	Colgate-palmolive	C	-1.85	0.30	TSN	Tyson Foods	A	2.62	0.30
2010-07-01	CLF	Cliffs Natural Resources	C	-1.90	0.40	IP	International Paper	A	2.93	0.40
2010-07-01	MON	Monsanto	D	-2.91	0.10					
2010-07-01	CMVT	Comverse Technology	C	-1.87	0.00	JDSU	JDS Uniphase Corporation	A	2.73	0.00
2010-07-01	BATS	British American Tobacco	C	-1.85	0.30	PFG	Principal Financial	A	2.66	0.30
2010-07-01	CVS	Cvs Health	C	-1.87	0.60	WYN	Wyndham Worldwide Apartment	A	3.00	0.60
2010-07-01	7731	Nikon	C	-1.88	0.20	AIV	Investment & Management	A	2.65	0.20
2010-07-01	JEF	Jefferies	C	-1.89	0.30	HIG	The Hartford Financial Services	A	3.00	0.30
2010-07-01	ENGI	Engie	D	-2.88	0.50	AFL	Aflac	A	2.63	0.50
2010-07-01	ISRG	Intuitive Surgical	C	-1.85	0.30	LIFE	Life Technologies	A	2.37	0.30
2010-07-01	GE	General Electric	C	-1.88	0.30	CMI	Cummins	A	2.61	0.30
2010-07-01	IL0A	Permanent Tsb	D	-2.96	0.00					
2010-07-01	LLTC	Linear Technology	C	-1.85	0.20	CRM	Salesforce.com	A	2.66	0.20
2010-07-01	LLY	Eli Lilly	C	-1.85	1.30	ESRX	Express Scripts Holding	A	2.35	1.30
2010-07-01	ROG	Roche	C	-1.87	1.30	DISCA	Discovery Communications	A	2.59	1.30
2010-07-01	MRK	Merck & Co	C	-1.86	4.10	VAR	Varian Medical Systems	A	2.31	4.10

Date	Ticker	Name	R	SM	W (%)	Ticker	Name	R	SM	W (%)
2010-07-01	PBCT	People's United Financial	D	-2.86	0.10	GNW	Genworth Financial	A	3.00	0.10
2010-07-01	PFE	Pfizer	C	-1.88	0.70	WAT	Waters	A	2.30	0.70
2010-07-01	PG	Procter & Gamble	C	-1.85	0.50	NWL	Newell Brands	A	2.53	0.50
2010-07-01		E.ON AG	D	-2.88	0.30	CCE	Coca-Cola Enterprises	A	2.56	0.30
2010-07-01	PPL	Ppl	D	-2.87	0.50	OKE	Oneok	A	2.39	0.50
2010-07-01	PBR	Petroleo Brasileiro Sa - Petrobras Adr	D	-2.89	0.30	FTI	Fmc Technologies	A	2.44	0.30
2010-07-01	SJR.B	Shaw Communications	C	-1.85	0.30	KMX	Carmax	A	2.54	0.30
2010-07-01	BZU	Buzzi Unicem	D	-2.88	0.00	TER	Teradyne	A	2.54	0.00
2010-07-01	INTC	Intel	C	-1.87	0.60	RHT	Red Hat	A	2.62	0.60
2010-07-01	ETR	Entergy	D	-2.86	0.00	TEG	Integrys Energy	A	2.36	0.00
2010-07-01	FP	Total	C	-1.87	0.20	DPS	Dr Pepper Snapple	A	2.52	0.20
2010-07-01	TEF	Telefonica	D	-2.87	0.20	EXPE	Expedia	A	2.52	0.20
2010-07-01	GS	Goldman Sachs	D	-2.89	0.20	HBAN	Huntington Bancshares	A	2.89	0.20
2010-07-01	VOD	Vodafone	C	-1.85	0.30	WDC	Western Digital	A	2.52	0.30
2010-07-01	CNX	Consol Energy	C	-1.90	0.70	TIE	Titanium Metals	A	2.71	0.70
2010-07-01	SBUX	Starbucks	C	-1.85	0.90	WYNN	Wynn Resorts	A	2.82	0.90
2010-07-01	EIX	Edison International	C	-1.86	0.50	DTE	Dte Energy	A	2.32	0.50
2010-07-01	SYNN	Syngenta	C	-1.87	1.30	SPG	Simon Property	A	2.52	1.30
2010-07-01	ACA	Credit Agricole	D	-2.90	0.10	MET	Metlife	A	2.51	0.10
2010-07-01	BRK.A	Berkshire Hathaway	C	-1.84	0.10	PRU	Prudential Financial	A	2.80	0.10
2010-07-01	WTW	Weight Watchers International	C	-1.86	0.10	WFM	Whole Foods Market	A	2.72	0.10
2010-07-01	STJ	St Jude Medical Inc	C	-1.86	0.20	PDCO	Patterson Companies	A	2.29	0.20
2010-07-01	MCO	Moody's	D	-2.89	0.40	COF	Capital One Financial	A	2.79	0.40
2010-07-01	USB	Us Bancorp	C	-1.87	1.40	LNC	Lincoln National	A	2.79	1.40
2010-07-01	DO	Diamond Offshore Drilling	D	-2.90	0.40					
2010-07-01	C	Citigroup	C	-1.88	0.30	SCN	Prologis	A	2.75	0.30
2010-07-01	STRA	Strayer Education	C	-1.87	0.50	JWN	Nordstrom	A	2.70	0.50
2010-07-01	VZ	Verizon Communications	D	-2.85	1.60	QWST	Qwest Communications	A	2.40	1.60
2010-07-01	EXC	Exelon	D	-2.87	0.50	NI	Nisource	A	2.30	0.50
2010-07-01	MHS	Medco Health Solutions	C	-1.86	0.10	ZBH	Zimmer Biomet	A	2.28	0.10
2010-07-01	NOVN	Novartis	C	-1.86	0.40	MAS	Masco	A	2.49	0.40
2010-07-01	TS	Tenaris Adr	C	-1.87	0.60	EMN	Eastman Chemical	A	2.49	0.60
2010-07-01	1398	Commercial Bank Of China	C	-1.86	0.40	CMA	Comerica	A	2.49	0.40
2010-07-01	AWK	American Water Works	C	-1.86	0.30	TE	Teco Energy	A	2.29	0.30
2010-07-01	MDLZ	Mondelez International	C	-1.85	0.20	HAR	Harman Ind Inc	A	2.53	0.20
2010-07-01	GOOGL	Alphabet	C	-1.88	1.30	NTAP	Netapp	A	2.61	1.30
2010-07-01	ARNC	Arconic	C	-1.90	0.20	ATI	Allegheny Technologies	A	2.49	0.20
2010-08-02	ABT	Abbott Laboratories	C	-1.85	0.20	ESRX	Express Scripts Holding	A	2.35	0.20
2010-08-02	HES	Hess	D	-2.86	0.40	FTI	Fmc Technologies	A	2.53	0.40
2010-08-02	KPN	Koninklijke Kpn	D	-2.85	0.20	AVB	Avalonbay Communities	A	2.44	0.20
2010-08-02	DVN	Devon Energy	C	-1.86	0.20	CAM	Cameron International Corp.	A	2.41	0.20
2010-08-02	AON	Aon	D	-2.86	0.70	HBAN	Huntington Bancshares	A	3.00	0.70
2010-08-02	SU	Suncor Energy	D	-2.84	2.70	QWST	Qwest Communications	A	2.43	2.70
2010-08-02	AXP	American Express	C	-1.84	0.10	HIG	The Hartford Financial Services	A	3.00	0.10
2010-08-02	BAC	Bank Of America	D	-2.88	1.00	SCN	Prologis	A	2.83	1.00
2010-08-02	BAX	Baxter International	D	-2.88	0.90	VAR	Varian Medical Systems	A	2.33	0.90
2010-08-02	BK	Bank Of New York Mellon	D	-2.87	0.10	AFL	Aflac	A	2.74	0.10

Date	Ticker	Name	R	SM	W (%)	Ticker	Name	R	SM	W (%)
2010-08-02	SAP	Sap Adr	D	-2.85	0.20	SNDK	Sandisk Corp	A	3.00	0.20
2010-08-02	CINF	Cincinnati Financial	C	-1.84	0.20	HST	Host Hotels & Resorts	A	2.73	0.20
2010-08-02	CL	Colgate-palmolive	C	-1.85	0.30	TSN	Tyson Foods	A	2.67	0.30
2010-08-02	CLF	Cliffs Natural Resources	C	-1.87	0.50	TIE	Titanium Metals	A	2.92	0.50
2010-08-02	MON	Monsanto	D	-2.89	0.10	HAR	Harman Ind Inc	A	2.57	0.10
2010-08-02	CMVT	Comverse Technology	D	-2.87	0.00	CRM	Salesforce.com	A	2.77	0.00
2010-08-02	CVS	Cvs Health	D	-2.86	0.60	WYNN	Wynn Resorts	A	2.97	0.60
2010-08-02	7731	Nikon	C	-1.88	0.20	TROW	T Rowe Price	A	2.40	0.20
2010-08-02	EDF	Electricite De France	D	-2.87	0.20	BRCM	Broadcom Corp	A	2.39	0.20
2010-08-02	ENGI	Engie	D	-2.86	0.60	HCP	Hcp	A	2.38	0.60
2010-08-02	FMC	Fmc	C	-1.84	0.70	BTU	Peabody Energy Corp	A	2.32	0.70
2010-08-02	ISRG	Intuitive Surgical	C	-1.84	0.30	HUM	Humana	A	2.30	0.30
2010-08-02	GE	General Electric	C	-1.86	0.30	CMI	Cummins	A	2.76	0.30
2010-08-02	GLW	Corning	C	-1.85	1.40	NTAP	Netapp	A	2.71	1.40
2010-08-02	HD	The Home Depot	C	-1.87	1.50	WFM	Whole Foods Market	A	2.79	1.50
2010-08-02	JNJ	Johnson & Johnson	D	-2.85	0.50	ZBH	Zimmer Biomet	A	2.28	0.50
2010-08-02	KWKAQ	Quicksilver Rscs	D	-2.87	0.10	SII	Smith International	A	2.38	0.10
2010-08-02	IL0A	Permanent Tsb	D	-2.95	0.00					
2010-08-02	LLY	Eli Lilly	C	-1.84	1.30	GENZ	Genzyme General	A	2.24	1.30
2010-08-02	LOW	Lowe's Companies	C	-1.87	0.30	DISCA	Discovery Communications	A	2.64	0.30
2010-08-02	ROG	Roche	D	-2.88	1.10	AKAM	Akamai Technologies	A	2.38	1.10
2010-08-02	MHFI	McGraw Hill Fin	D	-2.86	0.10	SPG	Simon Property	A	2.60	0.10
2010-08-02	MRK	Merck & Co	C	-1.86	3.80	DVA	Davita	A	2.23	3.80
2010-08-02	NOC	Northrop Grumman	C	-1.86	0.60	CAT	Caterpillar	A	2.53	0.60
2010-08-02	OXY	Occidental Petroleum	C	-1.85	1.30	NBL	Noble Energy	A	2.35	1.30
2010-08-02	COP	Conocophillips	C	-1.84	1.00	WMB	Williams Companies	A	2.34	1.00
2010-08-02	PBCT	People's United Financial	D	-2.86	0.10	AMP	Ameriprise Financial	A	2.59	0.10
2010-08-02	PFE	Pfizer	D	-2.87	0.70	BIIB	Biogen	A	2.21	0.70
2010-08-02	PG	Procter & Gamble	C	-1.84	0.50	DPS	Dr Pepper Snapple	A	2.53	0.50
2010-08-02	PH	Parker-hannifin	C	-1.85	0.80	PTV	Pactiv Corp	A	2.47	0.80
2010-08-02		E.ON AG	D	-2.87	0.30	KIM	Kimco Realty	A	2.37	0.30
2010-08-02	PPG	Ppg Industries	C	-1.83	0.40	ARG	Airgas Inc	A	2.26	0.40
2010-08-02	PPL	Ppl	D	-2.86	0.50	OKE	Oneok	A	2.44	0.50
2010-08-02	SUBC	Subsea 7	C	-1.85	0.40	PSA	Public Storage	A	2.35	0.40
2010-08-02	PBR	Petroleo Brasileiro Sa - Petrobras Adr	D	-2.88	0.30	EP	El Paso Corporation	A	2.33	0.30
2010-08-02	CRH	Crh	D	-2.87	0.50	L	Loews	A	2.35	0.50
2010-08-02	STR	Questar Corp	C	-1.94	0.20	TEG	Integrys Energy	A	2.40	0.20
2010-08-02	TXN	Texas Instruments	C	-1.85	0.50	RHT	Red Hat	A	2.69	0.50
2010-08-02	VMC	Vulcan Materials Co	D	-2.87	0.00	GR	Goodrich	A	2.46	0.00
2010-08-02	WM	Waste Management	C	-1.84	0.50	FLS	Flowserve	A	2.45	0.50
2010-08-02	BZU	Buzzi Unicem	D	-2.88	0.00	HAS	Hasbro	A	2.34	0.00
2010-08-02	WY	Weyerhaeuser	D	-2.95	0.20					
2010-08-02	INTC	Intel	C	-1.85	0.60	TDC	Teradata	A	2.48	0.60
2010-08-02	PCP	Precision Castparts	C	-1.85	0.30	CSX	Csx	A	2.43	0.30
2010-08-02	LMT	Lockheed Martin	C	-1.85	1.10	FDX	Fedex	A	2.41	1.10
2010-08-02	ASML	Asml	C	-1.84	0.10	PGR	Progressive	A	2.34	0.10
2010-08-02	FP	Total	D	-2.86	0.20	DTE	Dte Energy	A	2.33	0.20
2010-08-02	AMP	Amp	D	-2.87	0.30	APA	Apache	A	2.32	0.30
2010-08-02	FD	Macy's	C	-1.87	0.30	KMX	Carmax	A	2.58	0.30
2010-08-02	GS	Goldman Sachs	D	-2.87	0.20	DFS	Discover Financial Services	A	2.54	0.20
2010-08-02	VOD	Vodafone	C	-1.84	0.30	YUM	Yum Brands	A	2.31	0.30
2010-08-02	PX	Praxair	C	-1.83	0.40	AVY	Avery Dennison	A	2.25	0.40
2010-08-02	CNX	Consol Energy	D	-2.89	0.70	CCE	Coca-Cola Enterprises	A	2.62	0.70
2010-08-02	LH	Laboratory Corp Of America	C	-1.85	0.20	BCR	C R Bard	A	2.19	0.20

Date	Ticker	Name	R	SM	W (%)	Ticker	Name	R	SM	W (%)
2010-08-02	SYNN	Syngenta	C	-1.87	1.20	ROST	Ross Stores	A	2.31	1.20
2010-08-02	ACA	Credit Agricole	D	-2.87	0.20	HPQ	Hewlett-Packard	A	2.31	0.20
2010-08-02	BRK.A	Berkshire Hathaway	C	-1.84	0.10	CMA	Comerica	A	2.53	0.10
2010-08-02	WTW	Weight Watchers International	C	-1.85	0.10	BIG	Big Lots	A	2.45	0.10
2010-08-02	TWX	Time Warner	C	-1.84	0.70	TWC	Time Warner Cable Inc.	A	2.44	0.70
2010-08-02	STJ	St Jude Medical Inc	D	-2.85	0.20	AGN	Allergan	A	2.19	0.20
2010-08-02	MCO	Moody's	D	-2.87	0.50	TMK	Torchmark	A	2.53	0.50
2010-08-02	DNR	Denbury Resources	C	-1.86	0.40	BHI	Baker Hughes	A	2.32	0.40
2010-08-02	USB	Us Bancorp	C	-1.86	1.40	VNO	Vornado Realty Trust	A	2.50	1.40
2010-08-02	DO	Diamond Offshore Drilling	D	-2.90	0.30					
2010-08-02	C	Citigroup	C	-1.87	0.30	MTB	M&t Bank	A	2.49	0.30
2010-08-02	STRA	Strayer Education	C	-1.85	0.50	SHLD	Sears	A	2.39	0.50
2010-08-02	HON	Honeywell International	C	-1.85	0.30	APH	Amphenol	A	2.40	0.30
2010-08-02	EXC	Exelon	D	-2.86	0.50	NI	Nisource	A	2.35	0.50
2010-08-02	JOY	Joy Global	C	-1.84	0.40	BLL	Ball	A	2.35	0.40
2010-08-02	UPS	United Parcel Service	C	-1.84	0.40		Minnesota Mng.& Mfg	A	2.35	0.40
2010-08-02	GFTU	Grafton	D	-2.87	0.10	SE	Spectra Energy	A	2.31	0.10
2010-08-02	MHS	Medco Health Solutions	C	-1.88	0.10	VTR	Ventas	A	2.48	0.10
2010-08-02	NOVN	Novartis	C	-1.86	0.40	KEY	Keycorp	A	2.31	0.40
2010-08-02	KBR	Kbr	C	-1.84	0.20	RSG	Republic Services	A	2.34	0.20
2010-08-02	TS	Tenaris Adr	C	-1.85	0.70	EQR	Equity Residential	A	2.47	0.70
2010-08-02	1398	Industrial And Commercial Bank Of China	C	-1.86	0.40	CMS	Cms Energy	A	2.31	0.40
2010-08-02	TEL	Te Connectivity	C	-1.86	0.20	QLGC	QLogic Corp	A	2.30	0.20
2010-08-02	SEV	Suez	D	-2.86	0.10	AZO	Autozone	A	2.30	0.10
2010-08-02	AWK	American Water Works	C	-1.84	0.30	TE	Teco Energy	A	2.33	0.30
2010-08-02	LPS	Lender Processing Services	D	-2.88	0.30	LXK	Lexmark Intl	A	2.44	0.30
2010-08-02	MDLZ	Mondelez International	C	-1.84	0.10	MJN	Mead Johnson Nutrition	A	2.34	0.10
2010-08-02	FOXA	Twenty-first Century Fox	C	-1.86	0.10	ABC	Amerisourcebergen	A	2.37	0.10
2010-08-02	GOOGL	Alphabet	C	-1.87	1.30	NVLS	Novellus Systems	A	2.43	1.30
2010-08-02	ARNC	Arconic	D	-2.89	0.20	BXP	Boston Properties	A	2.45	0.20
2010-08-02	BIRG	Bank Of Ireland	D	-2.93	0.00					
2010-09-01	ABT	Abbott Laboratories	C	-1.85	0.20	ESRX	Express Scripts Holding	A	2.33	0.20
2010-09-01	HES	Hess	D	-2.87	0.40	FTI	Fmc Technologies	A	2.53	0.40
2010-09-01	DVN	Devon Energy	D	-2.86	0.20	WMB	Williams Companies	A	2.32	0.20
2010-09-01	AON	Aon	D	-2.86	0.70	HBAN	Huntington Bancshares	A	2.89	0.70
2010-09-01	AXP	American Express	C	-1.86	0.10	AFL	Aflac	A	2.72	0.10
2010-09-01	BAC	Bank Of America	D	-2.89	0.90	HST	Host Hotels & Resorts	A	2.67	0.90
2010-09-01	BAX	Baxter International	D	-2.88	0.90	VAR	Varian Medical Systems	A	2.33	0.90
2010-09-01	BK	Bank Of New York Mellon	D	-2.87	0.10	AMP	Ameriprise Financial	A	2.62	0.10
2010-09-01	CINF	Cincinnati Financial	C	-1.85	0.20	SPG	Simon Property	A	2.60	0.20
2010-09-01	CL	Colgate-palmolive	C	-1.86	0.30	TSN	Tyson Foods	A	2.63	0.30
2010-09-01	MON	Monsanto	D	-2.90	0.10	DPS	Dr Pepper Snapple	A	2.53	0.10
2010-09-01	CMVT	Comverse Technology	D	-2.91	0.00					
2010-09-01	CVS	Cvs Health	D	-2.88	0.60	WYNN	Wynn Resorts	A	2.89	0.60
2010-09-01	7731	Nikon	D	-2.89	0.20	HCP	Hcp	A	2.38	0.20
2010-09-01	JEF	Jefferies	D	-2.85	0.30	DFS	Discover Financial Services	A	2.52	0.30
2010-09-01	EDF	Electricite De France	D	-2.87	0.20	NI	Nisource	A	2.38	0.20
2010-09-01	ENGI	Engie	D	-2.86	0.60	KIM	Kimco Realty	A	2.37	0.60
2010-09-01	FMC	Fmc	C	-1.84	0.70	TIE	Titanium Metals	A	2.77	0.70

Date	Ticker	Name	R	SM	W (%)	Ticker	Name	R	SM	W (%)
2010-09-01	ISRG	Intuitive Surgical	C	-1.87	0.30	HUM	Humana	A	2.30	0.30
2010-09-01	GD	General Dynamics	D	-2.88	0.20	CMI	Cummins	A	2.75	0.20
2010-09-01	GE	General Electric	D	-2.87	0.30	CAT	Caterpillar	A	2.51	0.30
2010-09-01	GLW	Corning	C	-1.87	1.20	CRM	Salesforce.com	A	2.88	1.20
2010-09-01	HD	The Home Depot	C	-1.87	1.60	WFM	Whole Foods Market	A	2.72	1.60
2010-09-01	JNJ	Johnson & Johnson	D	-2.85	0.50	DVA	Davita	A	2.25	0.50
2010-09-01	KWKAQ	Quicksilver Rscs	D	-2.87	0.10	EP	El Paso Corporation	A	2.31	0.10
2010-09-01	IL0A	Permanent Tsb	D	-2.96	0.00					
2010-09-01	KLAC	Kla-tencor	D	-2.85	0.10	RHT	Red Hat	A	2.75	0.10
2010-09-01	LOW	Lowe's Companies	D	-2.87	0.30	DISCA	Discovery Communications	A	2.63	0.30
2010-09-01	ROG	Roche	D	-2.87	1.10	TROW	T Rowe Price	A	2.36	1.10
2010-09-01	MDT	Medtronic	D	-2.88	1.20	ZBH	Zimmer Biomet	A	2.25	1.20
2010-09-01	MHFI	McGraw Hill Fin	D	-2.87	0.10	TMK	Torchmark	A	2.50	0.10
2010-09-01	THOR	Thoratec	C	-1.88	0.10	GENZ	Genzyme General	A	2.24	0.10
2010-09-01	MRK	Merck & Co	C	-1.86	4.00	BIIB	Biogen	A	2.20	4.00
2010-09-01	MSFT	Microsoft	D	-2.87	2.20	NTAP	Netapp	A	2.67	2.20
2010-09-01	NOC	Northrop Grumman	C	-1.86	0.60	PTV	Pactiv Corp	A	2.50	0.60
2010-09-01	OXY	Occidental Petroleum	C	-1.86	1.30	SE	Spectra Energy	A	2.31	1.30
2010-09-01	COP	Conocophillips	C	-1.85	1.00	MRO	Marathon Oil	A	2.27	1.00
2010-09-01	PBCT	People's United Financial	D	-2.87	0.10	VNO	Vornado Realty Trust	A	2.49	0.10
2010-09-01	PFE	Pfizer	D	-2.86	0.80	UNH	Unitedhealth	A	2.20	0.80
2010-09-01	PG	Procter & Gamble	C	-1.85	0.50	MJN	Mead Johnson Nutrition	A	2.34	0.50
2010-09-01	PH	Parker-hannifin	C	-1.85	0.80	GR	Goodrich	A	2.45	0.80
2010-09-01		E.ON AG	D	-2.87	0.30	PSA	Public Storage	A	2.35	0.30
2010-09-01	SUBC	Subsea 7	C	-1.86	0.40	PGR	Progressive	A	2.34	0.40
2010-09-01	PBR	Petroleo Brasileiro Sa - Petrobras ADR	D	-2.89	0.30	SUN	Sunoco	A	2.26	0.30
2010-09-01	SLB	Schlumberger	D	-2.87	0.50	BHI	Baker Hughes	A	2.25	0.50
2010-09-01	CRH	Crh	D	-2.90	0.40					
2010-09-01	STR	Questar Corp	D	-2.95	0.20					
2010-09-01	TXN	Texas Instruments	C	-1.85	0.50	TDC	Teradata	A	2.49	0.50
2010-09-01	VMC	Vulcan Materials Co	D	-2.89	0.00	FDX	Fedex	A	2.40	0.00
2010-09-01	WFC	Wells Fargo	D	-2.88	1.30	CMA	Comerica	A	2.48	1.30
2010-09-01	BZU	Buzzi Unicem	D	-2.89	0.00	DTE	Dte Energy	A	2.34	0.00
2010-09-01	WY	Weyerhaeuser	D	-2.95	0.20					
2010-09-01	INTC	Intel	C	-1.88	0.50	AKAM	Akamai Technologies	A	2.48	0.50
2010-09-01	LMT	Lockheed Martin	C	-1.87	1.10	APH	Amphenol	A	2.39	1.10
2010-09-01	ASML	Asml	C	-1.87	0.10	CMS	Cms Energy	A	2.34	0.10
2010-09-01	FP	Total	D	-2.86	0.20	TE	Teco Energy	A	2.34	0.20
2010-09-01	AMP	Amp	D	-2.88	0.30	L	Loews	A	2.33	0.30
2010-09-01	CSCO	Cisco Systems	D	-2.88	1.10	LXK	Lexmark Intl	A	2.42	1.10
2010-09-01	FD	Macy's	C	-1.86	0.30	KMX	Carmax	A	2.56	0.30
2010-09-01	MWV	MeadWestvaco	D	-2.87	0.20	BLL	Ball	A	2.34	0.20
2010-09-01	GS	Goldman Sachs	D	-2.88	0.20	MTB	M&t Bank	A	2.48	0.20
2010-09-01	CNX	Consol Energy	D	-2.90	0.60					
2010-09-01	SBUX	Starbucks	C	-1.85	0.80	BIG	Big Lots	A	2.41	0.80
2010-09-01	LH	Laboratory Corp Of America	C	-1.85	0.20	BCR	C R Bard	A	2.18	0.20
2010-09-01	SYNN	Syngenta	D	-2.87	1.30	AZO	Autozone	A	2.31	1.30
2010-09-01	JPM	Jpmorgan Chase	D	-2.85	1.70	EQR	Equity Residential	A	2.48	1.70
2010-09-01	ACA	Credit Agricole	D	-2.87	0.20	SJM	Jm Smucker	A	2.29	0.20
2010-09-01	TWX	Time Warner	C	-1.85	0.70	TWC	Time Warner Cable Inc.	A	2.40	0.70
2010-09-01	STJ	St Jude Medical Inc	D	-2.85	0.20	BMJ	Bristol-myers Squibb	A	2.18	0.20
2010-09-01	MCO	Moody's	D	-2.88	0.40	VTR	Ventas	A	2.47	0.40
2010-09-01	DNR	Denbury Resources	C	-1.87	0.40	PXD	Pioneer Natural Resources	A	2.17	0.40
2010-09-01	USB	Us Bancorp	C	-1.87	1.30	AVB	Avalonbay Communities	A	2.45	1.30
2010-09-01	AET	Aetna	D	-2.87	0.20	AGN	Allergan	A	2.18	0.20
2010-09-01	DO	Diamond Offshore Drilling	D	-2.91	0.30					
2010-09-01	C	Citigroup	C	-1.88	0.30	BXP	Boston Properties	A	2.45	0.30
2010-09-01	STRA	Strayer Education	C	-1.91	0.30	SHLD	Sears	A	2.34	0.30

Date	Ticker	Name	R	SM	W (%)	Ticker	Name	R	SM	W (%)
2010-09-01	HON	Honeywell International	C	-1.86	0.30	RSG	Republic Services	A	2.32	0.30
2010-09-01	EXC	Exelon	D	-2.86	0.50	TEG	Integrys Energy	A	2.42	0.50
2010-09-01	HPQ	Hp	D	-2.88	0.30	BRCM	Broadcom Corp	A	2.33	0.30
2010-09-01	UPS	United Parcel Service	C	-1.84	0.40	SRCL	Stericycle	A	2.23	0.40
2010-09-01	GFTU	Grafton	D	-2.87	0.10	HRL	Hormel Foods	A	2.29	0.10
2010-09-01	MHS	Medco Health Solutions	D	-2.89	0.10	CCE	Coca-Cola Enterprises	A	2.63	0.10
2010-09-01	NOVN	Novartis	C	-1.85	0.40	RAI	Reynolds American	A	2.29	0.40
2010-09-01	TS	Tenaris Adr	C	-1.88	0.60	BTU	Peabody Energy Corp	A	2.30	0.60
2010-09-01	1398	Industrial And Commercial Bank Of China	C	-1.87	0.30	GPC	Genuine Parts	A	2.29	0.30
2010-09-01	RDS.B	Royal Dutch Shell Adr	D	-2.84	0.10	NBL	Noble Energy	B	1.18	0.10
2010-09-01	RDS.A	Royal Dutch Shell Adr	D	-2.84	0.50	QWST	Qwest Communications	A	2.44	0.50
2010-09-01	TEL	Te Connectivity	C	-1.87	0.20	RTN	Raytheon	A	2.22	0.20
2010-09-01	SEV	Suez	D	-2.88	0.10	AIZ	Assurant	A	2.28	0.10
2010-09-01	LPS	Lender Processing Services	D	-2.88	0.30	ALTR	Altera Corp.	A	2.28	0.30
2010-09-01	MDLZ	Mondelez International	C	-1.84	0.20	HAS	Hasbro	A	2.33	0.20
2010-09-01	FOXA	Twenty-first Century Fox	C	-1.87	0.10	YUM	Yum Brands	A	2.32	0.10
2010-09-01	GOOGL	Alphabet	D	-2.88	1.30	VRSN	Verisign	A	2.26	1.30
2010-09-01	ARNC	Arconic	D	-2.90	0.20	ARG	Airgas Inc	A	2.26	0.20
2010-09-01	BIRG	Bank Of Ireland	D	-2.94	0.00					
2010-10-01	DVN	Devon Energy	D	-2.86	0.20	FTI	Fmc Technologies	A	2.57	0.20
2010-10-01	BAC	Bank Of America	D	-2.89	1.00	HBAN	Huntington Bancshares	A	2.93	1.00
2010-10-01	BK	Bank Of New York Mellon	D	-2.87	0.10	AFL	Aflac	A	2.76	0.10
2010-10-01	CL	Colgate-palmolive	C	-1.85	0.20	TSN	Tyson Foods	A	2.62	0.20
2010-10-01	CVS	Cvs Health	D	-2.86	0.60	WYNN	Wynn Resorts	A	2.94	0.60
2010-10-01	EDF	Electricite De France	D	-2.88	0.20	CCE	Coca-Cola Enterprises	A	2.68	0.20
2010-10-01	ISRG	Intuitive Surgical	C	-1.86	0.10	ESRX	Express Scripts Holding	A	2.37	0.10
2010-10-01	GD	General Dynamics	D	-2.87	0.20	CMI	Cummins	A	2.86	0.20
2010-10-01	CSL	Csl	C	-1.85	0.10	LXK	Lexmark Intl	A	2.52	0.10
2010-10-01	HD	The Home Depot	C	-1.85	2.40	WFM	Whole Foods Market	A	2.75	2.40
2010-10-01	SNV	Synovus Financial Corp	D	-2.87	0.10	HST	Host Hotels & Resorts	A	2.72	0.10
2010-10-01	LOW	Lowe's Companies	D	-2.87	0.30	DISCA	Discovery Communications	A	2.70	0.30
2010-10-01	ROG	Roche	D	-2.88	0.90	AKAM	Akamai Technologies	A	2.50	0.90
2010-10-01	MDT	Medtronic	D	-2.88	0.90	VAR	Varian Medical Systems	A	2.37	0.90
2010-10-01	THOR	Thoratec	C	-1.87	0.10	HUM	Humana	A	2.31	0.10
2010-10-01	MSFT	Microsoft	D	-2.87	1.90	RHT	Red Hat	A	2.87	1.90
2010-10-01	NOC	Northrop Grumman	C	-1.86	0.60	CAT	Caterpillar	A	2.59	0.60
2010-10-01	NUE	Nucor	D	-2.87	0.10	TIE	Titanium Metals	A	2.82	0.10
2010-10-01	PBCT	People's United Financial	D	-2.87	0.10	AMP	Ameriprise Financial	A	2.64	0.10
2010-10-01	PBR	Petroleo Brasileiro Sa - Petrobras Adr	D	-2.89	0.30	SE	Spectra Energy	A	2.33	0.30
2010-10-01	CRH	Crh	D	-2.91	0.40					
2010-10-01	STR	Questar Corp	D	-2.94	0.20					
2010-10-01	MTX	Mtu Aero Engines	C	-1.86	0.20	DPS	Dr Pepper Snapple	A	2.49	0.20
2010-10-01	VMC	Vulcan Materials Co	D	-2.89	0.00	PTV	Pactiv Corp	A	2.51	0.00
2010-10-01	WFC	Wells Fargo	D	-2.87	1.30	SPG	Simon Property	A	2.60	1.30
2010-10-01	WY	Weyerhaeuser	D	-2.95	0.40					
2010-10-01	INTC	Intel	D	-2.87	1.50	CRM	Salesforce.com	A	2.85	1.50
2010-10-01	LMT	Lockheed Martin	D	-2.87	1.00	GR	Goodrich	A	2.47	1.00
2010-10-01	ASML	Asml	C	-1.87	0.10	QWST	Qwest Communications	A	2.48	0.10

Date	Ticker	Name	R	SM	W (%)	Ticker	Name	R	SM	W (%)
2010-10-01	AMP	Amp	D	-2.88	0.30	EQR	Equity Residential	A	2.48	0.30
2010-10-01	CSCO	Cisco Systems	D	-2.87	0.30	NTAP	Netapp	A	2.78	0.30
2010-10-01	CNX	Consol Energy	D	-2.89	0.60	BTU	Peabody Energy Corp	A	2.34	0.60
2010-10-01	SBUX	Starbucks	C	-1.83	0.80	BIG	Big Lots	A	2.43	0.80
2010-10-01	IMO	Imperial Oil	D	-2.84	0.30	VTR	Ventas	A	2.47	0.30
2010-10-01	CAH	Cardinal Health	C	-1.85	0.20	TWC	Time Warner Cable Inc.	A	2.41	0.20
2010-10-01	LH	Laboratory Corp Of America	C	-1.84	0.20	DVA	Davita	A	2.27	0.20
2010-10-01	SYNN	Syngenta	D	-2.87	1.30	BXP	Boston Properties	A	2.44	1.30
2010-10-01	TWX	Time Warner	C	-1.85	0.70	YUM	Yum Brands	A	2.35	0.70
2010-10-01	DNR	Denbury Resources	C	-1.86	0.50	EP	El Paso Corporation	A	2.32	0.50
2010-10-01	USB	Us Bancorp	D	-2.87	1.20	DFS	Discover Financial Services	A	2.57	1.20
2010-10-01	C	Citigroup	C	-1.87	0.40	TMK	Torchmark	A	2.52	0.40
2010-10-01	STRA	Strayer Education	D	-2.89	0.30	AZO	Autozone	A	2.33	0.30
2010-10-01	GFTU	Grafton	D	-2.86	0.20	AVB	Avalonbay Communities	A	2.44	0.20
2010-10-01	MHS	Medco Health Solutions	D	-2.87	0.10	GENZ	Genzyme General	A	2.25	0.10
2010-10-01	TS	Tenaris Adr	C	-1.86	0.60	ARG	Airgas Inc	A	2.27	0.60
2010-10-01	V	Visa	D	-2.87	0.60	VNO	Vornado Realty Trust	A	2.49	0.60
2010-10-01	SEV	Suez	D	-2.87	0.10	TEG	Integrays Energy	A	2.44	0.10
2010-10-01	LPS	Lender Processing Services	D	-2.88	0.30	TDC	Teradata	A	2.57	0.30
2010-10-01	BIRG	Bank Of Ireland	D	-2.95	0.10					
2010-11-01	AXP	American Express	C	-1.84	0.30	AFL	Aflac	A	2.81	0.30
2010-11-01	BAC	Bank Of America	D	-2.90	0.80					
2010-11-01	BK	Bank Of New York Mellon	D	-2.87	0.10	HST	Host Hotels & Resorts	A	2.78	0.10
2010-11-01	U11	United Overseas Bank	D	-2.85	0.20	TDC	Teradata	A	2.58	0.20
2010-11-01	CL	Colgate-palmolive	D	-2.85	0.20	TSN	Tyson Foods	A	2.59	0.20
2010-11-01	JEF	Jefferies	D	-2.84	0.30	AMP	Ameriprise Financial	A	2.69	0.30
2010-11-01	EDF	Electricite De France	D	-2.87	0.20	GR	Goodrich	A	2.52	0.20
2010-11-01	ISRG	Intuitive Surgical	C	-1.88	0.10	VAR	Varian Medical Systems	A	2.38	0.10
2010-11-01	CSL	Csl	C	-1.85	0.10	AKAM	Akamai Technologies	A	2.52	0.10
2010-11-01	SNV	Synovus Financial Corp	D	-2.89	0.10	SPG	Simon Property	A	2.63	0.10
2010-11-01	LOW	Lowe's Companies	D	-2.87	0.30	WYNN	Wynn Resorts	A	3.00	0.30
2010-11-01	ROG	Roche	D	-2.87	0.90	PTV	Pactiv Corp	A	2.51	0.90
2010-11-01	MDT	Medtronic	D	-2.87	0.90	ESRX	Express Scripts Holding	A	2.37	0.90
2010-11-01	THOR	Thoratec	C	-1.88	0.10	HUM	Humana	A	2.36	0.10
2010-11-01	NUE	Nucor	D	-2.87	0.10	TIE	Titanium Metals	A	2.79	0.10
2010-11-01	PBCT	People's United Financial	D	-2.87	0.10	DFS	Discover Financial Services	A	2.61	0.10
2010-11-01	PBR	Petroleo Brasileiro Sa - Petrobras Adr	D	-2.84	0.30	FTI	Fmc Technologies	A	2.59	0.30
2010-11-01	CRH	Crh	D	-2.91	0.40					
2010-11-01	STR	Questar Corp	D	-2.94	0.20					
2010-11-01	MTX	Mtu Aero Engines	C	-1.85	0.20	QWST	Qwest Communications	A	2.51	0.20
2010-11-01	VMC	Vulcan Materials Co	D	-2.90	0.00	CMI	Cummins	A	2.83	0.00
2010-11-01	WFC	Wells Fargo	D	-2.87	1.20	TMK	Torchmark	A	2.55	1.20
2010-11-01	WY	Weyerhaeuser	D	-2.95	0.30					
2010-11-01	XLNX	Xilinx	C	-1.85	0.50	RHT	Red Hat	A	2.90	0.50
2010-11-01	INTC	Intel	D	-2.86	1.50	CRM	Salesforce.com	A	2.86	1.50
2010-11-01	LMT	Lockheed Martin	D	-2.86	1.00	CAT	Caterpillar	A	2.60	1.00
2010-11-01	ASML	Asml	C	-1.85	0.10	VTR	Ventas	A	2.49	0.10
2010-11-01	AMP	Amp	D	-2.87	0.30	BXP	Boston Properties	A	2.46	0.30
2010-11-01	IMO	Imperial Oil	D	-2.84	0.30	LXK	Lexmark Intl	A	2.45	0.30
2010-11-01	CAH	Cardinal Health	C	-1.84	0.20	WFM	Whole Foods Market	A	2.81	0.20
2010-11-01	JPM	Jpmorgan Chase	D	-2.85	1.50	VNO	Vornado Realty Trust	A	2.51	1.50
2010-11-01	TWX	Time Warner	C	-1.84	0.70	DISCA	Discovery Communications	A	2.72	0.70

Date	Ticker	Name	R	SM	W (%)	Ticker	Name	R	SM	W (%)
2010-11-01	C	Citigroup	C	-1.87	0.40	EQR	Equity Residential	A	2.49	0.40
2010-11-01	STRA	Strayer Education	D	-2.91	0.30					
2010-11-01	UNA	Unilever	D	-2.85	0.30	AVB	Avalonbay Communities	A	2.44	0.30
2010-11-01	GFTU	Grafton	D	-2.86	0.20	TEG	Integrys Energy	A	2.44	0.20
2010-11-01	MHS	Medco Health Solutions	D	-2.87	0.10	KG	King Pharmaceuticals	A	2.32	0.10
2010-11-01	TS	Tenaris Adr	C	-1.85	0.60	BTU	Peabody Energy Corp	A	2.36	0.60
2010-11-01	SEV	Suez	D	-2.87	0.10	TROW	T Rowe Price	A	2.44	0.10
2010-11-01	LPS	Lender Processing Services	D	-2.89	0.30	NTAP	Netapp	A	2.85	0.30
2010-11-01	BIRG	Bank Of Ireland	D	-2.96	0.10					
2010-12-01	AXP	American Express	C	-1.83	0.30	HST	Host Hotels & Resorts	A	2.82	0.30
2010-12-01	BAC	Bank Of America	D	-2.90	0.80					
2010-12-01	U11	United Overseas Bank	D	-2.85	0.20	NTAP	Netapp	A	2.84	0.20
2010-12-01	CL	Colgate-palmolive	D	-2.85	0.20	TSN	Tyson Foods	A	2.62	0.20
2010-12-01	EDF	Electricite De France	D	-2.87	0.20	DISCA	Discovery Communications	A	2.67	0.20
2010-12-01	ISRG	Intuitive Surgical	D	-2.87	0.10	ESRX	Express Scripts Holding	A	2.41	0.10
2010-12-01	SNV	Synovus Financial Corp	D	-2.89	0.10	AFL	Aflac	A	2.77	0.10
2010-12-01	LOW	Lowe's Companies	D	-2.86	0.30	WYNN	Wynn Resorts	A	3.00	0.30
2010-12-01	MDT	Medtronic	D	-2.88	0.90	VAR	Varian Medical Systems	A	2.41	0.90
2010-12-01	THOR	Thoratec	C	-1.91	0.10	HUM	Humana	A	2.35	0.10
2010-12-01	NUE	Nucor	D	-2.84	0.10	BTU	Peabody Energy Corp	A	2.41	0.10
2010-12-01	PBCT	People's United Financial	D	-2.87	0.10	AMP	Ameriprise Financial	A	2.71	0.10
2010-12-01	PBR	Petroleo Brasileiro Sa - Petrobras Adr	D	-2.85	0.30	FTI	Fmc Technologies	A	2.71	0.30
2010-12-01	CRH	Crh	D	-2.89	0.40	CAT	Caterpillar	A	2.66	0.40
2010-12-01	STR	Questar Corp	D	-2.94	0.20					
2010-12-01	MTX	Mtu Aero Engines	C	-1.85	0.20	SPG	Simon Property	A	2.64	0.20
2010-12-01	WY	Weyerhaeuser	D	-2.95	0.40					
2010-12-01	XLNX	Xilinx	C	-1.84	0.60	CRM	Salesforce.com	A	3.00	0.60
2010-12-01	LMT	Lockheed Martin	D	-2.87	0.90	CMI	Cummins	A	2.94	0.90
2010-12-01	ETR	Entergy	D	-2.85	0.00	TEG	Integrys Energy	A	2.41	0.00
2010-12-01	AMP	Amp	D	-2.88	0.30	TDC	Teradata	A	2.61	0.30
2010-12-01	CSCO	Cisco Systems	D	-2.87	0.20	RHT	Red Hat	A	2.98	0.20
2010-12-01	IMO	Imperial Oil	D	-2.85	0.30	TMK	Torchmark	A	2.58	0.30
2010-12-01	JPM	Jpmorgan Chase	D	-2.84	1.50	DFS	Discover Financial Services	A	2.64	1.50
2010-12-01	TWX	Time Warner	C	-1.85	0.60	WFM	Whole Foods Market	A	2.97	0.60
2010-12-01	STRA	Strayer Education	D	-2.91	0.20					
2010-12-01	SEV	Suez	D	-2.87	0.10	AKAM	Akamai Technologies	A	2.54	0.10
2010-12-01	BIRG	Bank Of Ireland	D	-2.98	0.00					
2011-01-03	U11	United Overseas Bank	D	-2.85	0.20	WFM	Whole Foods Market	A	3.00	0.20
2011-01-03	EDF	Electricite De France	D	-2.88	0.20	WYNN	Wynn Resorts	A	3.00	0.20
2011-01-03	HCP	Hcp	C	-1.84	0.50	HST	Host Hotels & Resorts	A	2.90	0.50
2011-01-03	SNV	Synovus Financial Corp	D	-2.86	0.10	AFL	Aflac	A	2.83	0.10
2011-01-03	WY	Weyerhaeuser	D	-2.94	0.40					
2011-01-03	AZN	Astrazeneca	C	-1.86	0.10	NFLX	Netflix	A	3.00	0.10
2011-01-03	LMT	Lockheed Martin	D	-2.87	0.90	CMI	Cummins	A	3.00	0.90
2011-01-03	CSCO	Cisco Systems	D	-2.86	0.10	CRM	Salesforce.com	A	3.00	0.10
2011-01-03	STRA	Strayer Education	D	-2.90	0.30					
2011-01-03	LPS	Lender Processing Services	D	-2.84	0.30	FFIV	F5 Networks	A	3.00	0.30
2011-02-01	EDF	Electricite De France	D	-2.84	0.20	CMI	Cummins	A	3.00	0.20
2011-02-01	JNJ	Johnson & Johnson	C	-1.84	0.20	ESRX	Express Scripts Holding	A	2.44	0.20
2011-02-01	LLY	Eli Lilly	D	-2.83	1.10	VAR	Varian Medical Systems	A	2.41	1.10
2011-02-01	ROG	Roche	D	-2.84	1.20	WYNN	Wynn Resorts	A	3.00	1.20

Date	Ticker	Name	R	SM	W (%)	Ticker	Name	R	SM	W (%)
2011-02-01	MRK	Merck & Co	C	-1.85	3.30	HUM	Humana	A	2.36	3.30
2011-02-01	NEM	Newmont Mining	C	-1.85	0.30	BTU	Peabody Energy Corp	A	2.43	0.30
2011-02-01	PPL	Ppl	D	-2.85	0.30	TEG	Integrays Energy	A	2.40	0.30
2011-02-01	SJR.B	Shaw Communications	C	-1.85	0.30	NFLX	Netflix	A	3.00	0.30
2011-02-01	WY	Weyerhaeuser	D	-2.93	0.50					
2011-02-01	AZN	Astrazeneca	C	-1.85	0.10	FFIV	F5 Networks	A	2.95	0.10
2011-02-01	CSCO	Cisco Systems	D	-2.85	0.10	CRM	Salesforce.com	A	3.00	0.10
2011-02-01	TKA	Telekom Austria	C	-1.85	0.10	HST	Host Hotels & Resorts	A	2.93	0.10
2011-02-01	NG.	National Grid	C	-1.84	0.20	NTAP	Netapp	A	2.91	0.20
2011-02-01	STRA	Strayer Education	D	-2.92	0.20					
2011-02-01	RYAAY	Ryanair Adr	C	-1.84	0.10	WFM	Whole Foods Market	A	3.00	0.10
2011-02-01	NOVN	Novartis	C	-1.85	0.60	RHT	Red Hat	A	2.89	0.60
2011-02-01	HSP	Hospira	C	-1.85	0.20	DVA	Davita	A	2.29	0.20
2011-02-01	1398	Industrial And Commercial Bank Of China	C	-1.86	0.50	AFL	Aflac	A	2.85	0.50
2011-03-01	AVP	Avon Products	D	-2.87	0.10	TSN	Tyson Foods	A	2.70	0.10
2011-03-01	CL	Colgate-palmolive	C	-1.84	0.20	MJN	Mead Johnson Nutrition	A	2.37	0.20
2011-03-01	JNJ	Johnson & Johnson	C	-1.84	0.20	ESRX	Express Scripts Holding	A	2.42	0.20
2011-03-01	LLY	Eli Lilly	D	-2.84	1.00	VAR	Varian Medical Systems	A	2.42	1.00
2011-03-01	ROG	Roche	D	-2.84	1.20	WYNN	Wynn Resorts	A	3.00	1.20
2011-03-01	MRK	Merck & Co	D	-2.86	3.20	HUM	Humana	A	2.39	3.20
2011-03-01	NEM	Newmont Mining	C	-1.86	0.30	BTU	Peabody Energy Corp	A	2.43	0.30
2011-03-01	PCG	Pg&e	C	-1.84	0.50	TEG	Integrays Energy	A	2.41	0.50
2011-03-01	PPL	Ppl	D	-2.85	0.20	NI	Nisource	A	2.40	0.20
2011-03-01	SJR.B	Shaw Communications	C	-1.85	0.30	NFLX	Netflix	A	3.00	0.30
2011-03-01	AZN	Astrazeneca	C	-1.85	0.10	CRM	Salesforce.com	A	2.97	0.10
2011-03-01	ITX	Industria De Diseno Textil	C	-1.86	0.30	CMI	Cummins	A	2.94	0.30
2011-03-01	CSCO	Cisco Systems	D	-2.87	0.10	FFIV	F5 Networks	A	2.98	0.10
2011-03-01	TKA	Telekom Austria	C	-1.85	0.10	HST	Host Hotels & Resorts	A	2.86	0.10
2011-03-01	NG.	National Grid	C	-1.84	0.20	RHT	Red Hat	A	2.85	0.20
2011-03-01	STRA	Strayer Education	D	-2.91	0.20					
2011-03-01	RYAAY	Ryanair Adr	C	-1.86	0.10	WFM	Whole Foods Market	A	3.00	0.10
2011-03-01	NOVN	Novartis	C	-1.85	0.60	AMP	Ameriprise Financial	A	2.85	0.60
2011-03-01	HSP	Hospira	C	-1.86	0.20	DVA	Davita	A	2.31	0.20
2011-03-01	1398	Industrial And Commercial Bank Of China	C	-1.85	0.50	AFL	Aflac	A	2.83	0.50
2011-04-01	VK	Vallourec	C	-1.84	0.50	CRM	Salesforce.com	A	3.00	0.50
2011-04-01	AVP	Avon Products	D	-2.87	0.10	TSN	Tyson Foods	A	2.73	0.10
2011-04-01	BAC	Bank Of America	C	-1.85	0.70	HST	Host Hotels & Resorts	A	2.85	0.70
2011-04-01	MAR	Marriott International	C	-1.86	0.30	WFM	Whole Foods Market	A	3.00	0.30
2011-04-01	EDF	Electricite De France	D	-2.85	0.20	NFLX	Netflix	A	3.00	0.20
2011-04-01	SNV	Synovus Financial Corp	C	-1.85	0.10	AMP	Ameriprise Financial	A	2.84	0.10
2011-04-01	JNJ	Johnson & Johnson	D	-2.84	0.20	ESRX	Express Scripts Holding	A	2.43	0.20
2011-04-01	ROG	Roche	D	-2.85	0.90	FTI	Fmc Technologies	A	2.80	0.90
2011-04-01	MRK	Merck & Co	D	-2.85	2.60	HUM	Humana	A	2.43	2.60
2011-04-01	NEM	Newmont Mining	C	-1.86	0.30	BTU	Peabody Energy Corp	A	2.48	0.30
2011-04-01	PCAR	Paccar	C	-1.85	0.10	CMI	Cummins	A	3.00	0.10
2011-04-01	PCG	Pg&e	C	-1.85	0.50	TEG	Integrays Energy	A	2.42	0.50
2011-04-01	PPL	Ppl	D	-2.85	0.20	NI	Nisource	A	2.41	0.20
2011-04-01	SJR.B	Shaw Communications	C	-1.86	0.30	AFL	Aflac	A	2.78	0.30
2011-04-01	NYCB	New York Community Bancorp	C	-1.85	0.30	DFS	Discover Financial Services	A	2.82	0.30

Date	Ticker	Name	R	SM	W (%)	Ticker	Name	R	SM	W (%)
2011-04-01	AZN	Astrazeneca	C	-1.86	0.30	NTAP	Netapp	A	2.77	0.30
2011-04-01	ITX	Industria De Diseno Textil Edison	C	-1.85	0.40	TDC	Teradata	A	2.74	0.40
2011-04-01	EIX	International	C	-1.84	0.40	CMS	Cms Energy	A	2.37	0.40
2011-04-01	GCC	C&c	C	-1.85	0.10	SPG	Simon Property	A	2.68	0.10
2011-04-01	TKA	Telekom Austria	C	-1.85	0.10	TMK	Torchmark	A	2.66	0.10
2011-04-01	FTR	Frontier Communications	C	-1.86	0.00	PCS	T-Mobile US Inc.	A	2.50	0.00
2011-04-01	STRA	Strayer Education	D	-2.92	0.10					
2011-04-01	RYAAY	Ryanair Adr	C	-1.86	0.10	WYNN	Wynn Resorts	A	3.00	0.10
2011-04-01	MHS	Medco Health Solutions	C	-1.86	0.10	VAR	Varian Medical Systems	A	2.42	0.10
2011-04-01	NOVN	Novartis	D	-2.85	0.60	HAL	Halliburton	A	2.61	0.60
2011-04-01	PHR	Pharol	C	-1.87	0.40	CVC	Cablevision Systems Corp	A	2.61	0.40
2011-05-02	VIV	Vivendi	C	-1.84	0.40	NFLX	Netflix	A	3.00	0.40
2011-05-02	BAC	Bank Of America	C	-1.86	0.70	HST	Host Hotels & Resorts	A	2.86	0.70
2011-05-02	FSLR	First Solar	C	-1.87	0.60	FTI	Fmc Technologies	A	2.76	0.60
2011-05-02	MAR	Marriott International	C	-1.86	0.30	WFM	Whole Foods Market	A	3.00	0.30
2011-05-02	JEF	Jefferies	C	-1.85	0.30	DFS	Discover Financial Services	A	2.84	0.30
2011-05-02	EDF	Electricite De France	D	-2.85	0.20	NTAP	Netapp	A	2.83	0.20
2011-05-02	ENGI	Engie	C	-1.85	0.50	TDC	Teradata	A	2.81	0.50
2011-05-02	SNV	Synovus Financial Corp	C	-1.85	0.10	AMP	Ameriprise Financial	A	2.83	0.10
2011-05-02	NEM	Newmont Mining	C	-1.85	0.30	BTU	Peabody Energy Corp	A	2.44	0.30
2011-05-02	NOC	Northrop Grumman	C	-1.85	0.50	CMI	Cummins	A	3.00	0.50
2011-05-02	PCAR	Paccar	C	-1.85	0.10	GR	Goodrich	A	2.55	0.10
2011-05-02	PCG	Pg&e	C	-1.84	0.50	TEG	Integrays Energy	A	2.44	0.50
2011-05-02	SJR.B	Shaw Communications New York	C	-1.86	0.30	TSN	Tyson Foods	A	2.75	0.30
2011-05-02	NYCB	Community Bancorp	C	-1.86	0.30	AFL	Aflac	A	2.81	0.30
2011-05-02	WFC	Wells Fargo	C	-1.86	1.10	SPG	Simon Property	A	2.74	1.10
2011-05-02	AZN	Astrazeneca	C	-1.85	0.30	CVC	Cablevision Systems Corp	A	2.62	0.30
2011-05-02	GS	Goldman Sachs	C	-1.86	0.30	TMK	Torchmark	A	2.65	0.30
2011-05-02	GCC	C&c	C	-1.84	0.10	HAL	Halliburton	A	2.61	0.10
2011-05-02	TKA	Telekom Austria	C	-1.85	0.10	EQR	Equity Residential	A	2.60	0.10
2011-05-02	FTR	Frontier Communications	C	-1.86	0.00	PCS	T-Mobile US Inc.	A	2.50	0.00
2011-05-02	STRA	Strayer Education	D	-2.92	0.10					
2011-05-02	EXC	Exelon	C	-1.84	0.30	NI	Nisource	A	2.41	0.30
2011-05-02	RYAAY	Ryanair Adr	C	-1.85	0.10	WYNN	Wynn Resorts	A	3.00	0.10
2011-05-02	MHS	Medco Health Solutions	C	-1.85	0.10	EW	Edwards Lifesciences	A	2.64	0.10
2011-05-02	NOVN	Novartis	D	-2.85	0.60	TWC	Time Warner Cable Inc.	A	2.58	0.60
2011-05-02	PHR	Pharol	C	-1.87	0.40	VNO	Vornado Realty Trust	A	2.56	0.40
2011-05-02	GOOGL	Alphabet	C	-1.86	1.20	CRM	Salesforce.com	A	3.00	1.20
2011-06-01	VIV	Vivendi	C	-1.85	0.30	CVC	Cablevision Systems Corp	A	2.61	0.30
2011-06-01	BAC	Bank Of America	C	-1.87	0.60	HST	Host Hotels & Resorts	A	2.83	0.60
2011-06-01	FSLR	First Solar	C	-1.88	0.60	FTI	Fmc Technologies	A	2.71	0.60
2011-06-01	CINF	Cincinnati Financial	C	-1.86	0.20	DFS	Discover Financial Services	A	2.80	0.20
2011-06-01	MON	Monsanto	C	-1.85	0.00	TSN	Tyson Foods	A	2.72	0.00
2011-06-01	MAR	Marriott International	C	-1.86	0.30	WFM	Whole Foods Market	A	3.00	0.30
2011-06-01	JEF	Jefferies	C	-1.87	0.20	AMP	Ameriprise Financial	A	2.79	0.20
2011-06-01	EDF	Electricite De France	D	-2.86	0.20	TWC	Time Warner Cable Inc.	A	2.57	0.20

Date	Ticker	Name	R	SM	W (%)	Ticker	Name	R	SM	W (%)
2011-06-01	ENGI	Engie	C	-1.86	0.50	EP	El Paso Corporation	A	2.54	0.50
2011-06-01	KMX	Carmax	C	-1.87	0.10	WYNN	Wynn Resorts	A	3.00	0.10
2011-06-01	SNV	Synovus Financial Corp	C	-1.87	0.10	SPG	Simon Property	A	2.73	0.10
2011-06-01	MSFT	Microsoft	D	-2.86	1.50	CRM	Salesforce.com	A	3.00	1.50
2011-06-01	NEM	Newmont Mining	C	-1.86	0.30	CF	Cf Industries	A	2.40	0.30
2011-06-01	NOC	Northrop Grumman	C	-1.85	0.60	CMI	Cummins	A	2.94	0.60
2011-06-01	NUE	Nucor	C	-1.86	0.10	BTU	Peabody Energy Corp	A	2.39	0.10
2011-06-01	PCAR	Paccar	C	-1.86	0.10	GR	Goodrich	A	2.54	0.10
2011-06-01	PCG	Pg&e	C	-1.85	0.50	TEG	Integrays Energy	A	2.43	0.50
2011-06-01	PBR	Petroleo Brasileiro Sa - Petrobras ADR	C	-1.86	0.20	HAL	Halliburton	A	2.61	0.20
2011-06-01	SJR.B	Shaw Communications	C	-1.86	0.30	ALTR	Altera Corp.	A	2.51	0.30
2011-06-01	STI	Suntrust Banks New York	C	-1.87	0.40	TMK	Torchmark	A	2.63	0.40
2011-06-01	NYCB	Community Bancorp	C	-1.86	0.30	EQR	Equity Residential	A	2.60	0.30
2011-06-01	WFC	Wells Fargo	C	-1.87	1.10	BXP	Boston Properties	A	2.56	1.10
2011-06-01	AZN	Astrazeneca	C	-1.84	0.30	HUM	Humana	A	2.49	0.30
2011-06-01	ASML	Asml	C	-1.86	0.10	APH	Amphenol	A	2.47	0.10
2011-06-01	HSBC	Hsbc ADR	C	-1.85	0.20	VNO	Vornado Realty Trust	A	2.55	0.20
2011-06-01	FP	Total	C	-1.85	0.20	BHI	Baker Hughes	A	2.46	0.20
2011-06-01	GS	Goldman Sachs	C	-1.87	0.30	AVB	Avalonbay Communities	A	2.54	0.30
2011-06-01	VOD	Vodafone Potash Corporation Of Saskatchewan	C	-1.85	0.30	BLL	Ball	A	2.46	0.30
2011-06-01	POT	Corporation Of Saskatchewan	C	-1.86	0.80	ESRX	Express Scripts Holding	A	2.45	0.80
2011-06-01	JPM	Jpmorgan Chase	C	-1.85	0.70	VTR	Ventas	A	2.50	0.70
2011-06-01	RIO	Rio Tinto	C	-1.85	0.60	MRO	Marathon Oil	A	2.45	0.60
2011-06-01	TKA	Telekom Austria	C	-1.87	0.10	FDX	Fedex	A	2.44	0.10
2011-06-01	USB	Us Bancorp	C	-1.86	0.90	KIM	Kimco Realty	A	2.45	0.90
2011-06-01	FTR	Frontier Communications	C	-1.85	0.00	PCS	T-Mobile US Inc.	A	2.55	0.00
2011-06-01	STRA	Strayer Education	D	-2.92	0.10					
2011-06-01	STLD	Steel Dynamics	C	-1.87	0.10	MEE	Massey Energy Corp	A	2.39	0.10
2011-06-01	EXC	Exelon	C	-1.84	0.30	NI	Nisource	A	2.42	0.30
2011-06-01	RYAAY	Ryanair ADR	C	-1.85	0.10	NFLX	Netflix	A	3.00	0.10
2011-06-01	CSE	CapitalSource	C	-1.87	0.10	PSA	Public Storage	A	2.40	0.10
2011-06-01	MHS	Medco Health Solutions	C	-1.85	0.10	EW	Edwards Lifesciences	A	2.65	0.10
2011-06-01	PHR	Pharol	C	-1.88	0.30	MJN	Mead Johnson Nutrition	A	2.43	0.30
2011-06-01	LPS	Lender Processing Services	D	-2.87	0.20	NTAP	Netapp	A	2.85	0.20
2011-06-01	GOOGL	Alphabet	C	-1.86	1.20	TDC	Teradata	A	2.80	1.20
2011-07-01	HES	Hess	C	-1.86	0.50	FTI	Fmc Technologies	A	2.73	0.50
2011-07-01	SU	Schneider Electric	C	-1.84	1.20	TSN	Tyson Foods	A	2.74	1.20
2011-07-01	VIV	Vivendi	C	-1.86	0.40	PCS	T-Mobile US Inc.	A	2.54	0.40
2011-07-01	SU	Suncor Energy	C	-1.86	2.50	HUM	Humana	A	2.51	2.50
2011-07-01	BAC	Bank Of America	D	-2.88	0.60	DFS	Discover Financial Services	A	2.90	0.60
2011-07-01	FSLR	First Solar	D	-2.87	0.60	HAL	Halliburton	A	2.64	0.60
2011-07-01	CINF	Cincinnati Financial	C	-1.86	0.20	SPG	Simon Property	A	2.75	0.20
2011-07-01	MAR	Marriott International	C	-1.86	0.30	WFM	Whole Foods Market	A	3.00	0.30
2011-07-01	DE	Deere	C	-1.86	0.70	CMI	Cummins	A	3.00	0.70
2011-07-01	DIS	Walt Disney	C	-1.85	1.00	WYNN	Wynn Resorts	A	3.00	1.00
2011-07-01	JEF	Jefferies	D	-2.87	0.20	TMK	Torchmark	A	2.63	0.20
2011-07-01	EDF	Electricite De France	D	-2.86	0.00	MJN	Mead Johnson Nutrition	A	2.44	0.00
2011-07-01	ENGI	Engie	C	-1.86	0.20	NI	Nisource	A	2.44	0.20
2011-07-01	GD	General Dynamics	C	-1.84	0.20	GR	Goodrich	A	2.61	0.20
2011-07-01	GE	General Electric	C	-1.85	0.90	BLL	Ball	A	2.46	0.90
2011-07-01	HD	The Home Depot	C	-1.84	2.70	NFLX	Netflix	A	3.00	2.70
2011-07-01	KMX	Carmax	C	-1.85	0.10	CVC	Cablevision Systems Corp	A	2.63	0.10

Date	Ticker	Name	R	SM	W (%)	Ticker	Name	R	SM	W (%)
2011-07-01	SNV	Synovus Financial Corp	D	-2.87	0.10	EQR	Equity Residential	A	2.61	0.10
2011-07-01	KLAC	Kla-tencor	C	-1.86	0.10	CRM	Salesforce.com	A	3.00	0.10
2011-07-01	LOW	Lowe's Companies	C	-1.85	0.20	TWC	Time Warner Cable Inc.	A	2.60	0.20
2011-07-01	NBL	Noble Energy	C	-1.85	0.20	EP	El Paso Corporation	A	2.53	0.20
2011-07-01	NEM	Newmont Mining	C	-1.86	0.30	CF	Cf Industries	A	2.38	0.30
2011-07-01	NUE	Nucor	C	-1.86	0.10	EMN	Eastman Chemical	A	2.34	0.10
2011-07-01	PCG	Pg&e	D	-2.85	0.50	TEG	Integrays Energy	A	2.44	0.50
2011-07-01	SUBC	Subsea 7	C	-1.85	0.60	VAR	Varian Medical Systems	A	2.43	0.60
2011-07-01	PBR	Petroleo Brasileiro Sa - Petrobras Adr	D	-2.86	0.10	BHI	Baker Hughes	A	2.47	0.10
2011-07-01	SJR.B	Shaw Communications	C	-1.84	0.30	AZO	Autozone	A	2.43	0.30
2011-07-01	CRH	Crh	C	-1.85	0.30	YUM	Yum Brands	A	2.43	0.30
2011-07-01	STI	Suntrust Banks	C	-1.86	0.40	BXP	Boston Properties	A	2.57	0.40
2011-07-01	TXN	Texas Instruments New York	C	-1.85	1.40	TDC	Teradata	A	2.89	1.40
2011-07-01	NYCB	Community Bancorp	D	-2.87	0.30	AVB	Avalonbay Communities	A	2.55	0.30
2011-07-01	WFC	Wells Fargo	C	-1.86	1.00	VNO	Vornado Realty Trust	A	2.55	1.00
2011-07-01	ASML	Asml	C	-1.87	0.10	ESRX	Express Scripts Holding	A	2.41	0.10
2011-07-01	FP	Total	C	-1.85	0.20	HRL	Hormel Foods	A	2.40	0.20
2011-07-01	IHG	Intercontinental Hotels	C	-1.85	0.40	BIIB	Biogen	A	2.39	0.40
2011-07-01	AMP	Amp	D	-2.86	0.30	RAI	Reynolds American	A	2.39	0.30
2011-07-01	GS	Goldman Sachs	D	-2.87	0.50	KIM	Kimco Realty	A	2.45	0.50
2011-07-01	VOD	Vodafone	C	-1.85	0.30	PCLN	The Priceline	A	2.39	0.30
2011-07-01	TLM	Talisman Energy	C	-1.86	0.40	CMS	Cms Energy	A	2.38	0.40
2011-07-01	CNX	Consol Energy	C	-1.85	0.40	AVY	Avery Dennison	A	2.27	0.40
2011-07-01	9984	Softbank	C	-1.85	0.40	ANF	Abercrombie & Fitch	A	2.38	0.40
2011-07-01	OII	Oceaneering International Potash	C	-1.85	0.20	MRO	Marathon Oil	A	2.46	0.20
2011-07-01	POT	Corporation Of Saskatchewan	C	-1.85	0.90	SJM	Jm Smucker	A	2.37	0.90
2011-07-01	IMO	Imperial Oil	C	-1.86	0.40	TE	Teco Energy	A	2.37	0.40
2011-07-01	SYNN	Syngenta	C	-1.85	1.30	GPC	Genuine Parts	A	2.37	1.30
2011-07-01	JPM	Jpmorgan Chase	C	-1.86	0.20	PSA	Public Storage	A	2.40	0.20
2011-07-01	DNR	Denbury Resources	C	-1.87	0.60	COG	Cabot Oil & Gas	A	2.42	0.60
2011-07-01	USB	Us Bancorp	C	-1.85	0.20	L	Loews	A	2.39	0.20
2011-07-01	CVE	Cenovus Energy	C	-1.84	0.40	CBS	Cbs	A	2.36	0.40
2011-07-01	STLD	Steel Dynamics	C	-1.87	0.10	FCX	Freeport-mcmoran	A	2.27	0.10
2011-07-01	JOY	Joy Global	C	-1.84	0.50	JBL	Jabil Circuit	A	2.34	0.50
2011-07-01	GFTU	Grafton	C	-1.85	0.20	NOV	National Oilwell Varco	A	2.36	0.20
2011-07-01	CSE	CapitalSource	C	-1.87	0.10	MI	Marshall & Ilsley	A	2.29	0.10
2011-07-01	MHS	Medco Health Solutions	C	-1.85	0.10	EW	Edwards Lifesciences	A	2.65	0.10
2011-07-01	PHR	Pharol	C	-1.89	0.20	FDO	Family Dollar Stores	A	2.35	0.20
2011-07-01	CPG	Crescent Point Energy	C	-1.85	0.50	DVA	Davita	A	2.34	0.50
2011-07-01	CXO	Concho Resources	C	-1.86	0.50	SE	Spectra Energy	A	2.40	0.50
2011-07-01	LPS	Lender Processing Services	D	-2.90	0.20	NTAP	Netapp	A	2.87	0.20
2011-07-01	GOOGL	Alphabet	C	-1.86	1.20	ALTR	Altera Corp.	A	2.51	1.20
2011-07-01	ARNC	Arconic	C	-1.85	0.40	ATI	Allegheny Technologies	A	2.26	0.40
2011-08-01	ADI	Analog Devices	C	-1.87	0.30	CRM	Salesforce.com	A	3.00	0.30
2011-08-01	ROK	Rockwell Automation	C	-1.88	0.20	GR	Goodrich	A	2.59	0.20
2011-08-01	HES	Hess	C	-1.87	0.50	FTI	Fmc Technologies	A	2.74	0.50
2011-08-01	SU	Schneider Electric	C	-1.86	1.10	TWC	Time Warner Cable Inc.	A	2.55	1.10
2011-08-01	VIV	Vivendi	D	-2.88	0.40	ANF	Abercrombie & Fitch	A	2.41	0.40
2011-08-01	SU	Suncor Energy	C	-1.87	2.50	AZO	Autozone	A	2.40	2.50

Date	Ticker	Name	R	SM	W (%)	Ticker	Name	R	SM	W (%)
2011-08-01	VK	Vallourec	C	-1.87	0.50	PCLN	The Priceline	A	2.40	0.50
2011-08-01	AVP	Avon Products	D	-2.86	0.10	MJN	Mead Johnson Nutrition	A	2.45	0.10
2011-08-01	BA	Boeing	C	-1.85	0.70	BLL	Ball	A	2.45	0.70
2011-08-01	BAC	Bank Of America	D	-2.89	0.50	DFS	Discover Financial Services	A	2.87	0.50
2011-08-01	FSLR	First Solar	D	-2.89	0.60	HAL	Halliburton	A	2.67	0.60
2011-08-01	CINF	Cincinnati Financial	C	-1.87	0.20	SPG	Simon Property	A	2.76	0.20
2011-08-01	MAR	Marriott International	C	-1.87	0.30	WFM	Whole Foods Market	A	3.00	0.30
2011-08-01	DD	E.i. Du Pont De Nemours	C	-1.85	0.60	CF	Cf Industries	A	2.42	0.60
2011-08-01	DE	Deere	C	-1.87	0.70	ACN	Accenture Cl A	A	2.37	0.70
2011-08-01	DIS	Walt Disney	C	-1.85	1.00	WYNN	Wynn Resorts	A	3.00	1.00
2011-08-01	INTU	Intuit	C	-1.86	0.70	TDC	Teradata	A	2.81	0.70
2011-08-01	DOW	Dow Chemical	C	-1.86	1.90	EMN	Eastman Chemical	A	2.31	1.90
2011-08-01	MCHP	Microchip Technology	C	-1.86	0.30	NTAP	Netapp	A	2.74	0.30
2011-08-01	FLIR	Flir Systems	C	-1.88	0.40	PLL	Pall Corp	A	2.25	0.40
2011-08-01	TRV	Travelers Companies	C	-1.86	0.20	EQR	Equity Residential	A	2.61	0.20
2011-08-01	JEF	Jefferies	D	-2.88	0.20	BXP	Boston Properties	A	2.56	0.20
2011-08-01	EDF	Electricite De France	D	-2.87	0.00	YUM	Yum Brands	A	2.39	0.00
2011-08-01	ENGI	Engie	D	-2.88	0.10	BIIB	Biogen	A	2.37	0.10
2011-08-01		Fidelity National Information Services	C	-1.85	0.40	GWV	Ww Grainger	A	2.25	0.40
2011-08-01	GD	General Dynamics	C	-1.86	0.20	R	Ryder System	A	2.25	0.20
2011-08-01	GE	General Electric	C	-1.86	0.90	ROP	Roper Technologies	A	2.24	0.90
2011-08-01	CCL	Coca-cola Amatil	C	-1.84	0.30	NOV	National Oilwell Varco	A	2.36	0.30
2011-08-01	HCP	Hcp	C	-1.86	0.40	AVB	Avalonbay Communities	A	2.55	0.40
2011-08-01	HD	The Home Depot	C	-1.85	2.70	NFLX	Netflix	A	3.00	2.70
2011-08-01	SNV	Synovus Financial Corp	D	-2.89	0.10	VNO	Vornado Realty Trust	A	2.53	0.10
2011-08-01	KLAC	Kla-tencor	C	-1.87	0.10	NSM	Nat Semiconductor	A	2.34	0.10
2011-08-01	LOW	Lowe's Companies	C	-1.87	0.20	CVC	Cablevision Systems Corp	A	2.58	0.20
2011-08-01	MRK	Merck & Co	C	-1.85	3.00	EW	Edwards Lifesciences	A	2.52	3.00
2011-08-01	MXIM	Maxim Integrated Products	C	-1.87	0.70	LSI	LSI	A	2.31	0.70
2011-08-01	NUE	Nucor	C	-1.87	0.10	FCX	Freeport-mcmoran	A	2.27	0.10
2011-08-01	ORCL	Oracle	C	-1.86	0.90	CERN	Cerner	A	2.30	0.90
2011-08-01	OXY	Occidental Petroleum	C	-1.86	1.10	EP	El Paso Corporation	A	2.53	1.10
2011-08-01	PCAR	Paccar	C	-1.87	0.10	DOV	Dover	A	2.24	0.10
2011-08-01	PCG	Pg&e	D	-2.86	0.50	NI	Nisource	A	2.43	0.50
2011-08-01	PG	Procter & Gamble	C	-1.85	0.30	HRL	Hormel Foods	A	2.38	0.30
2011-08-01	PH	Parker-hannifin	C	-1.87	1.00	NSC	Norfolk Southern	A	2.24	1.00
2011-08-01	PBR	Petroleo Brasileiro Sa - Petrobras Adr	D	-2.86	0.20	BHI	Baker Hughes	A	2.48	0.20
2011-08-01	T	At&t	C	-1.85	0.70	S	Sprint Nextel	A	2.17	0.70
2011-08-01	CRH	Crh	C	-1.87	0.30	RAI	Reynolds American	A	2.36	0.30
2011-08-01	STI	Suntrust Banks	C	-1.88	0.30	KIM	Kimco Realty	A	2.45	0.30
2011-08-01	TXN	Texas Instruments New York	C	-1.86	1.30	CPWR	Compuware Corp	A	2.30	1.30
2011-08-01	NYCB	Community Bancorp	D	-2.88	0.30	PSA	Public Storage	A	2.41	0.30
2011-08-01	WFC	Wells Fargo	C	-1.86	1.00	MA	Mastercard	A	2.26	1.00
2011-08-01	WM	Waste Management	C	-1.87	0.40	CHRW	C.h.robinson Worldwide	A	2.23	0.40
2011-08-01	ORI	Orica	C	-1.84	0.30	TE	Teco Energy	A	2.36	0.30
2011-08-01	AZN	Astrazeneca	C	-1.85	0.30	GPC	Genuine Parts	A	2.35	0.30
2011-08-01	ASML	Asml	C	-1.87	0.10	TIF	Tiffany	A	2.34	0.10
2011-08-01	FP	Total	C	-1.86	0.20	AN	Autonation	A	2.34	0.20
2011-08-01	IHG	Intercontinental Hotels	C	-1.86	0.40	CBS	Cbs	A	2.34	0.40
2011-08-01	AMP	Amp	D	-2.87	0.30	FDO	Family Dollar Stores	A	2.34	0.30

Date	Ticker	Name	R	SM	W (%)	Ticker	Name	R	SM	W (%)
2011-08-01	GS	Goldman Sachs	D	-2.87	0.60	IRM	Iron Mountain	A	2.26	0.60
2011-08-01	VOD	Vodafone	C	-1.84	0.30	RRC	Range Resources	A	2.34	0.30
2011-08-01	TLM	Talisman Energy	C	-1.88	0.40	CNP	Centerpoint Energy	A	2.33	0.40
2011-08-01	9984	Softbank	C	-1.86	0.40	HOG	Harley-davidson	A	2.33	0.40
2011-08-01	OII	Oceaneering International Potash Corporation Of Saskatchewan	C	-1.84	0.20	COG	Cabot Oil & Gas	A	2.46	0.20
2011-08-01	POT	Corporation Of Saskatchewan	C	-1.85	0.90	BF.B	Brown-forman	A	2.33	0.90
2011-08-01	IMO	Imperial Oil	C	-1.87	0.40	EQT	Eq	A	2.33	0.40
2011-08-01	SYNN	Syngenta	C	-1.87	1.20	DVA	Davita	A	2.31	1.20
2011-08-01	PEP	Pepsico	C	-1.85	0.20	SJM	Jm Smucker	A	2.38	0.20
2011-08-01	JPM	Jpmorgan Chase	C	-1.86	0.20	AMB	Prologis	A	2.25	0.20
2011-08-01	DNR	Denbury Resources	C	-1.87	0.60	MRO	Marathon Oil	A	2.43	0.60
2011-08-01	CVE	Cenovus Energy	C	-1.84	0.40	EL	Estee Lauder Companies	A	2.31	0.40
2011-08-01	SRCL	Stericycle	C	-1.86	0.20	FISV	Fiserv	A	2.22	0.20
2011-08-01	HON	Honeywell International	C	-1.86	0.30	TSS	Total System Services International	A	2.22	0.30
2011-08-01	STLD	Steel Dynamics	C	-1.87	0.10	IFF	Flavors & Fragrances	A	2.25	0.10
2011-08-01	JOY	Joy Global	C	-1.85	0.50	CTAS	Cintas	A	2.21	0.50
2011-08-01	GFTU	Grafton	C	-1.88	0.10	APC	Anadarko Petroleum Apartment	A	2.30	0.10
2011-08-01	CSE	CapitalSource	C	-1.87	0.10	AIV	Investment & Management	A	2.25	0.10
2011-08-01	HSP	Hospira	D	-2.85	0.30	HUM	Humana	A	2.44	0.30
2011-08-01	PHR	Pharol	D	-2.91	0.20	IP	International Paper	A	2.24	1.00
2011-08-01	TS	Tenaris Adr	C	-1.86	1.00	KO	Coca-cola	A	2.30	0.20
2011-08-01	HBM	Hudbay Minerals	D	-2.88	0.20	LUK	Leucadia National	A	2.30	0.60
2011-08-01	CPG	Crescent Point Energy Industrial And Commercial Bank Of China	C	-1.85	0.30	HP	Helmerich & Payne	A	2.30	0.30
2011-08-01	1398	Commercial Bank Of China	C	-1.85	0.30	SE	Spectra Energy	A	2.39	0.50
2011-08-01	CXO	Concho Resources	C	-1.86	0.50					
2011-08-01	LPS	Lender Processing Services	D	-2.91	0.20	ATI	Allegheny Technologies	A	2.23	0.40
2011-08-01	ARNC	Arconic	C	-1.86	0.40	WFM	Whole Foods Market	A	3.00	0.30
2011-09-01	DNB	Dun & Bradstreet	D	-2.87	0.30	CRM	Salesforce.com	A	2.96	0.30
2011-09-01	ADI	Analog Devices	C	-1.87	0.30	GR	Goodrich	A	2.55	0.20
2011-09-01	ROK	Rockwell Automation	C	-1.89	0.20	FTI	Fmc Technologies	A	2.71	0.40
2011-09-01	HES	Hess	C	-1.89	0.40	NI	Nisource	A	2.45	0.30
2011-09-01	NVE	NV Energy	C	-1.85	0.30	KO	Coca-cola	A	2.31	1.10
2011-09-01	SU	Schneider Electric	C	-1.87	1.10	HOG	Harley-davidson	A	2.29	0.40
2011-09-01	VIV	Vivendi	D	-2.87	0.40	EL	Estee Lauder Companies	A	2.29	2.30
2011-09-01	SU	Suncor Energy	C	-1.89	2.30	HAL	Halliburton	A	2.53	0.10
2011-09-01	APA	Apache	C	-1.87	0.10	MKC	Mccormick	A	2.28	0.50
2011-09-01	VK	Vallourec	D	-2.88	0.50	MJN	Mead Johnson Nutrition	A	2.45	0.10
2011-09-01	AVP	Avon Products	D	-2.88	0.10	BLL	Ball	A	2.42	0.70
2011-09-01	BA	Boeing	C	-1.86	0.70					
2011-09-01	BAC	Bank Of America	D	-2.91	0.50	CNP	Centerpoint Energy	A	2.34	0.10
2011-09-01	XEL	Xcel Energy	C	-1.84	0.10	ACN	Accenture Cl A	A	2.33	0.20
2011-09-01	CAT	Caterpillar	C	-1.87	0.20	VFC	Vf	A	2.27	0.10
2011-09-01	FSLR	First Solar	D	-2.91	0.50	DFS	Discover Financial Services	A	2.85	0.20
2011-09-01	DCC	Dcc	D	-2.87	0.10	WYNN	Wynn Resorts	A	3.00	0.70
2011-09-01	CINF	Cincinnati Financial	D	-2.87	0.20					
2011-09-01	CM-CSA	Comcast	C	-1.86	0.70	TWC	Time Warner Cable Inc.	A	2.49	0.20
2011-09-01	MAR	Marriott International	D	-2.89	0.20	AZO	Autozone	A	2.45	0.70
2011-09-01	CVS	Cvs Health	C	-1.85	0.70	CF	Cf Industries	A	2.49	0.60
2011-09-01	DD	E.i. Du Pont De Nemours	C	-1.86	0.60					

Date	Ticker	Name	R	SM	W (%)	Ticker	Name	R	SM	W (%)
2011-09-01	DE	Deere	C	-1.87	0.80	GWV	Ww Grainger	A	2.26	0.80
2011-09-01	DIS	Walt Disney	C	-1.87	1.00	CVC	Cablevision Systems Corp	A	2.43	1.00
2011-09-01	INTU	Intuit	C	-1.86	0.80	TDC	Teradata	A	2.74	0.80
2011-09-01	DOW	Dow Chemical	C	-1.89	1.60	FCX	Freeport-mcmoran	A	2.23	1.60
2011-09-01	MCHP	Microchip Technology	C	-1.87	0.40	NSM	Nat Semiconductor	A	2.34	0.40
2011-09-01	DUK	Duke Energy	C	-1.84	0.20	OKE	Oneok	A	2.28	0.20
2011-09-01	FLIR	Flir Systems	C	-1.89	0.40	PLL	Pall Corp	A	2.26	0.40
2011-09-01	EMC	EMC Corp	C	-1.87	0.90	CERN	Cerner	A	2.30	0.90
2011-09-01	TRV	Travelers Companies	C	-1.87	0.20	SPG	Simon Property	A	2.75	0.20
2011-09-01	JEF	Jefferies	D	-2.90	0.20					
2011-09-01	EDF	Electricite De France	D	-2.89	0.00	BBBY	Bed Bath & Beyond	A	2.26	0.00
2011-09-01	ENGI	Engie	D	-2.88	0.20	WYN	Wyndham Worldwide	A	2.26	0.20
2011-09-01	NEE	Nextera Energy	C	-1.84	0.10	CEG	Constellation Energy	A	2.23	0.10
2011-09-01		Fidelity National Information Services	C	-1.86	0.40	ROP	Roper Technologies	A	2.23	0.40
2011-09-01	GD	General Dynamics	C	-1.87	0.20	DOV	Dover	A	2.23	0.20
2011-09-01	GE	General Electric	C	-1.87	0.90	CHRW	C.h.robinson Worldwide	A	2.22	0.90
2011-09-01	GLW	Corning	D	-2.89	0.60	QCOM	Qualcomm	A	2.27	0.60
2011-09-01	HD	The Home Depot	C	-1.86	2.70	YUM	Yum Brands	A	2.40	2.70
2011-09-01	SNV	Synovus Financial Corp	D	-2.92	0.10					
2011-09-01	KLAC	Kla-tencor	C	-1.88	0.10	CPWR	Compuware Corp	A	2.26	0.10
2011-09-01	LLTC	Linear Technology	D	-2.87	0.10	NVDA	Nvidia	A	2.25	0.10
2011-09-01	LOW	Lowe's Companies	C	-1.88	0.20	AN	Autonation	A	2.37	0.20
2011-09-01	MO	Altria	C	-1.84	1.10	GPC	Genuine Parts	A	2.37	1.10
2011-09-01	MRK	Merck & Co	C	-1.85	3.20	EW	Edwards Lifesciences	A	2.55	3.20
2011-09-01	MUR	Murphy Oil	D	-2.88	0.40	COG	Cabot Oil & Gas	A	2.46	0.40
2011-09-01	MXIM	Maxim Integrated Products	C	-1.87	0.70	IBM	IBM	A	2.23	0.70
2011-09-01	NUE	Nucor	D	-2.88	0.10	APD	Air Products & Chemicals	A	2.21	0.10
2011-09-01	ORCL	Oracle	C	-1.87	0.80	CA	Ca	A	2.19	0.80
2011-09-01	OXY	Occidental Petroleum	C	-1.88	1.00	BHI	Baker Hughes	A	2.38	1.00
2011-09-01	COP	Cocophillips	C	-1.86	0.90	MRO	Marathon Oil	A	2.38	0.90
2011-09-01	PCAR	Paccar	D	-2.88	0.10	NSC	Norfolk Southern	A	2.21	0.10
2011-09-01	PCG	Pg&e	D	-2.86	0.60	GAS	Nicor	A	2.23	0.60
2011-09-01	CB	Chubb	C	-1.85	0.90	EQR	Equity Residential	A	2.60	0.90
2011-09-01	PFE	Pfizer	C	-1.85	0.80	HUM	Humana	A	2.47	0.80
2011-09-01	PG	Procter & Gamble	C	-1.84	0.40	HRL	Hormel Foods	A	2.36	0.40
2011-09-01	PH	Parker-hannifin	C	-1.88	1.00	CTAS	Cintas	A	2.21	1.00
2011-09-01	PBR	Petroleo Brasileiro Sa - Petrobras Adr	D	-2.88	0.10	RRC	Range Resources	A	2.33	0.10
2011-09-01	T	At&t	C	-1.85	0.80	BF.B	Brown-forman	A	2.32	0.80
2011-09-01	CRH	Crh	C	-1.88	0.30	JWN	Nordstrom	A	2.26	0.30
2011-09-01	STI	Suntrust Banks	D	-2.90	0.30					
2011-09-01	TXN	Texas Instruments	C	-1.88	1.20	BMC	BMC Software	A	2.19	1.20
2011-09-01	NYCB	Community Bancorp	D	-2.89	0.20	AVB	Avalonbay Communities	A	2.56	0.20
2011-09-01	WFC	Wells Fargo	C	-1.88	0.90	BXP	Boston Properties	A	2.54	0.90
2011-09-01	WM	Waste Management	D	-2.87	0.40	FISV	Fiserv	A	2.20	0.40
2011-09-01	CWB	Canadian Western Bank	C	-1.84	0.10	SYK	Stryker	A	2.26	0.10
2011-09-01	ORI	Orica	D	-2.86	0.30	EXPE	Expedia	A	2.26	0.30
2011-09-01	AZN	Astrazeneca	D	-2.85	0.30	ISRG	Intuitive Surgical	A	2.26	0.30
2011-09-01	ASML	Asml	C	-1.88	0.10	LUK	Leucadia National	A	2.25	0.10
2011-09-01	FP	Total	D	-2.87	0.20	VIAB	Viacom	A	2.25	0.20
2011-09-01	VRTX	Vertex Pharmaceuticals	C	-1.87	0.20	BIIB	Biogen	A	2.34	0.20
2011-09-01	IHG	Intercontinental Hotels	C	-1.88	0.40	EBAY	Ebay	A	2.25	0.40
2011-09-01	AMP	Amp	D	-2.87	0.30	LO	Lorillard	A	2.25	0.30
2011-09-01	MWV	MeadWestvaco	C	-1.87	0.20	R	Ryder System	A	2.20	0.20
2011-09-01	GS	Goldman Sachs	D	-2.89	0.50	VNO	Vornado Realty Trust	A	2.49	0.50

Date	Ticker	Name	R	SM	W (%)	Ticker	Name	R	SM	W (%)
2011-09-01	VOD	Vodafone	C	-1.85	0.30	CLX	Clorox	A	2.25	0.30
2011-09-01	TLM	Talisman Energy	C	-1.89	0.40	HP	Helmerich & Payne	A	2.25	0.40
2011-09-01	9984	Softbank	C	-1.87	0.40	CEPH	Cephalon	A	2.25	0.40
2011-09-01	IMO	Imperial Oil	C	-1.87	0.40	EA	Electronic Arts	A	2.24	0.40
2011-09-01	VMED	Virgin Media Inc.	C	-1.87	0.80	ANF	Abercrombie & Fitch	A	2.34	0.80
2011-09-01	EIX	Edison International	C	-1.85	0.50	NRG	Nrg Energy	A	2.21	0.50
2011-09-01	LH	Laboratory Corp Of America	C	-1.86	0.20	CVH	Coventry Health Care	A	2.30	0.20
2011-09-01	SYNN	Syngenta	C	-1.87	1.30	ABC	Amerisourcebergen	A	2.24	1.30
2011-09-01	PEP	Pepsico	C	-1.85	0.20	SJM	Jm Smucker	A	2.35	0.20
2011-09-01	JPM	Jpmorgan Chase	C	-1.87	0.20	PSA	Public Storage	A	2.42	0.20
2011-09-01	TWX	Time Warner	C	-1.86	0.80	CBS	Cbs	A	2.31	0.80
2011-09-01	COST	Costco Wholesale	C	-1.84	0.80	TIF	Tiffany	A	2.31	0.80
2011-09-01	MCO	Moody's	C	-1.88	0.60	KIM	Kimco Realty	A	2.41	0.60
2011-09-01	DNR	Denbury Resources	C	-1.89	0.50	EQT	Eqst	A	2.31	0.50
2011-09-01	AET	Aetna	C	-1.86	0.20	DVA	Davita	A	2.29	0.20
2011-09-01	NG.	National Grid	C	-1.84	0.30	CI	Cigna	A	2.24	0.30
2011-09-01	C	Citigroup	D	-2.90	0.80					
2011-09-01	SRCL	Stericycle	C	-1.85	0.20	ITW	Illinois Tool Works	A	2.18	0.20
2011-09-01	HON	Honeywell International	C	-1.87	0.30	ITT	ITT Inc.	A	2.18	0.30
2011-09-01	STLD	Steel Dynamics	D	-2.90	0.10	ATI	Allegheny Technologies	A	2.20	0.10
2011-09-01	ADP	Automatic Data Processing	C	-1.85	0.20	JEC	Jacobs Engineering	A	2.18	0.20
2011-09-01	JOY	Joy Global	C	-1.87	0.50		Minnesota Mng.& Mfg	A	2.17	0.50
2011-09-01	GFTU	Grafton	C	-1.88	0.10	HRB	H.& R.block	A	2.24	0.10
2011-09-01	CSE	CapitalSource	C	-1.87	0.10	MA	Mastercard Apartment	A	2.29	0.10
2011-09-01	NOVN	Novartis	D	-2.86	0.30	AIV	Investment & Management	A	2.24	0.30
2011-09-01	HSP	Hospira	D	-2.86	0.30	UNH	Unitedhealth	A	2.28	0.30
2011-09-01	PHR	Pharol	D	-2.91	0.20					
2011-09-01	TS	Tenaris Adr	C	-1.89	0.80	ARG	Airgas Inc	A	2.18	0.80
2011-09-01	HBM	Hudbay Minerals	D	-2.89	0.20	AGN	Allergan	A	2.23	0.20
2011-09-01	CPG	Crescent Point Energy	C	-1.85	0.60	FRX	Forest Laboratories	A	2.23	0.60
2011-09-01	1398	Industrial And Commercial Bank Of China	D	-2.87	0.30	TJX	Tjx Companies	A	2.22	0.30
2011-09-01	DLR	Digital Realty Trust	C	-1.85	0.50	IRM	Iron Mountain	A	2.27	0.50
2011-09-01	RDS.B	Royal Dutch Shell Adr	C	-1.86	0.90	NOV	National Oilwell Varco	A	2.30	0.90
2011-09-01	RDS.A	Royal Dutch Shell Adr	C	-1.86	0.60	CHK	Chesapeake Energy	A	2.28	0.60
2011-09-01	CXO	Concho Resources	C	-1.87	0.50	APC	Anadarko Petroleum	A	2.26	0.50
2011-09-01	SEV	Suez	D	-2.88	0.10	THC	Tenet Healthcare	A	2.22	0.10
2011-09-01	AWK	American Water Works	C	-1.84	0.40	AEE	Ameren	A	2.19	0.40
2011-09-01	LPS	Lender Processing Services	D	-2.92	0.20					
2011-09-01	ARNC	Arconic	C	-1.89	0.30	RL	Ralph Lauren	A	2.31	0.30
2011-10-03	APH	Amphenol	D	-2.89	0.40	GR	Goodrich	A	2.75	0.40
2011-10-03	QBE	Qbe Insurance	D	-2.89	0.10	DPS	Dr Pepper Snapple	A	2.18	0.10
2011-10-03	DNB	Dun & Bradstreet	D	-2.89	0.30	WFM	Whole Foods Market	A	3.00	0.30
2011-10-03	ADI	Analog Devices	D	-2.88	0.30	CRM	Salesforce.com	A	2.85	0.30
2011-10-03	ROK	Rockwell Automation	D	-2.91	0.30					
2011-10-03	HES	Hess	D	-2.91	0.40					
2011-10-03	NVE	NV Energy	C	-1.85	0.30	NI	Nisource	A	2.44	0.30
2011-10-03	SU	Schneider Electric	D	-2.89	0.90	KR	Kroger	A	2.18	0.90
2011-10-03	VIV	Vivendi	D	-2.89	0.40	AEP	American Electric Power	A	2.18	0.40
2011-10-03	SU	Suncor Energy	D	-2.91	1.90					
2011-10-03	APA	Apache	D	-2.90	0.10					
2011-10-03	SIE	Siemens	D	-2.89	0.50	NRG	Nrg Energy	A	2.18	0.50
2011-10-03	VK	Vallourec	D	-2.92	0.30					
2011-10-03	AVP	Avon Products	D	-2.90	0.10	MJN	Mead Johnson Nutrition	A	2.43	0.10

Date	Ticker	Name	R	SM	W (%)	Ticker	Name	R	SM	W (%)
2011-10-03	AXP	American Express	C	-1.86	1.10	SPG	Simon Property	A	2.68	1.10
2011-10-03	BA	Boeing	D	-2.88	0.50	BLL	Ball	A	2.36	0.50
2011-10-03	BAC	Bank Of America	D	-2.94	0.30					
2011-10-03	TSM	Semiconductor Manufacturing Adr	C	-1.86	0.80	TDC	Teradata	A	2.74	0.80
2011-10-03	CAT	Caterpillar	C	-1.90	0.20	ACN	Accenture Cl A	A	2.32	0.20
2011-10-03	FSLR	First Solar	D	-2.94	0.30					
2011-10-03	CINF	Cincinnati Financial	D	-2.88	0.10	VNO	Vornado Realty Trust	A	2.41	0.10
2011-10-03	CM- CSA	Comcast	C	-1.87	0.70	TWC	Time Warner Cable Inc.	A	2.47	0.70
2011-10-03	MAR	Marriott International	D	-2.90	0.20	AZO	Autozone	A	2.45	0.20
2011-10-03	CVS	Cvs Health	C	-1.86	0.70	AN	Autonation	A	2.29	0.70
2011-10-03	DD	E.i. Du Pont De Nemours	C	-1.89	0.50	CF	Cf Industries	A	2.33	0.50
2011-10-03	DE	Deere	D	-2.90	0.70	GWW	Ww Grainger	A	2.25	0.70
2011-10-03	DIS	Walt Disney	D	-2.89	0.90	JWN	Nordstrom	A	2.26	0.90
2011-10-03	INTU	Intuit	D	-2.86	0.70	CERN	Cerner	A	2.30	0.70
2011-10-03	DOW	Dow Chemical	D	-2.91	1.40					
2011-10-03	MCHP	Microchip Technology	D	-2.88	0.30	QCOM	Qualcomm	A	2.25	0.30
2011-10-03	FLIR	Flir Systems	D	-2.89	0.40	PLL	Pall Corp	A	2.21	0.40
2011-10-03	ECL	Ecolab	C	-1.86	0.30	PPG	Ppg Industries	A	2.18	0.30
2011-10-03	EMC	EMC Corp	C	-1.88	0.80	IBM	IBM	A	2.24	0.80
2011-10-03	TRV	Travelers Companies	D	-2.88	0.20	PSA	Public Storage	A	2.37	0.20
2011-10-03	FAST	Fastenal	C	-1.85	0.40	ROP	Roper Technologies	A	2.20	0.40
2011-10-03	JEF	Jefferies	D	-2.93	0.20					
2011-10-03	ENGI	Engie	D	-2.88	0.10	GIS	General Mills	A	2.18	0.10
2011-10-03	NEE	Nextera Energy	C	-1.85	0.20	CNP	Centerpoint Energy	A	2.33	0.20
2011-10-03		Fidelity National Information Services	D	-2.88	0.40	NSC	Norfolk Southern	A	2.19	0.40
2011-10-03	GD	General Dynamics	D	-2.88	0.20	DOV	Dover	A	2.18	0.20
2011-10-03	GE	General Electric	C	-1.89	0.90	TSS	Total System Services	A	2.17	0.90
2011-10-03	GLW	Corning	D	-2.92	0.40					
2011-10-03	HCP	Hcp	C	-1.85	0.10	KIM	Kimco Realty	A	2.34	0.10
2011-10-03	HD	The Home Depot	C	-1.86	2.90	BBBY	Bed Bath & Beyond	A	2.26	2.90
2011-10-03	KMX	Carmax	D	-2.88	0.10	CBS	Cbs	A	2.24	0.10
2011-10-03	SNV	Synovus Financial Corp	D	-2.94	0.00					
2011-10-03	IR	Ingersoll-rand	D	-2.92	0.20					
2011-10-03	JCI	Johnson Controls	D	-2.90	0.30					
2011-10-03	JNJ	Johnson & Johnson	C	-1.85	0.20	EW	Edwards Lifesciences	A	2.51	0.20
2011-10-03	K	Kellogg	C	-1.85	0.50	HRL	Hormel Foods	A	2.35	0.50
2011-10-03	2330	Semiconductor Manufacturing	C	-1.85	0.30	LLY	Eli Lilly	A	2.18	0.30
2011-10-03	LLTC	Linear Technology	D	-2.87	0.10	NVDA	Nvidia	A	2.22	0.10
2011-10-03	LOW	Lowe's Companies	D	-2.88	0.20	EBAY	Ebay	A	2.23	0.20
2011-10-03	MMC	Marsh & Mclennan Cos	C	-1.86	0.60	MA	Mastercard	A	2.27	0.60
2011-10-03	MO	Altria	C	-1.84	1.10	RL	Ralph Lauren	A	2.29	1.10
2011-10-03	MRK	Merck & Co	D	-2.86	3.30	BIIB	Biogen	A	2.32	3.30
2011-10-03	MUR	Murphy Oil	D	-2.91	0.30					
2011-10-03	MXIM	Maxim Integrated Products	C	-1.86	0.80	DELL	Dell	A	2.18	0.80
2011-10-03	NAV	Navistar International	D	-2.93	0.20					
2011-10-03	NOC	Northrop Grumman	D	-2.88	0.40	ITT	ITT Inc.	A	2.16	0.40
2011-10-03	NUE	Nucor	D	-2.89	0.10	EQT	Eqc	A	2.26	0.10
2011-10-03	ORCL	Oracle	C	-1.87	1.00	GOOGL	Google Class A	A	2.17	1.00
2011-10-03	OXY	Occidental Petroleum	C	-1.90	0.90	FTI	Fmc Technologies	A	2.59	0.90
2011-10-03	COP	Conocophillips	C	-1.87	0.90	HAL	Halliburton	A	2.36	0.90

Date	Ticker	Name	R	SM	W (%)	Ticker	Name	R	SM	W (%)
2011-10-03	PCAR	Paccar	D	-2.90	0.10	R	Ryder System	A	2.16	0.10
2011-10-03	CB	Chubb	C	-1.86	0.80	AOC	Aon plc	A	2.19	0.80
2011-10-03	PFE	Pfizer	C	-1.87	0.70	CEPH	Cephalon	A	2.25	0.70
2011-10-03	PG	Procter & Gamble	C	-1.84	0.20	KO	Coca-cola	A	2.29	0.20
2011-10-03	PH	Parker-hannifin	D	-2.90	1.00	LO	Lorillard	A	2.25	1.00
2011-10-03	PNC	Pnc Financial Services	D	-2.88	0.30	AMB	Prologis	A	2.17	0.30
2011-10-03	DGE	Diageo	C	-1.84	0.30	SNA	Snap-on	A	2.18	0.30
2011-10-03	PBR	Petroleo Brasileiro Sa - Petrobras Adr	D	-2.91	0.10					
2011-10-03	T	At&t	C	-1.85	0.80	NOV	National Oilwell Varco	A	2.23	0.80
2011-10-03	CRH	Crh	D	-2.88	0.30	DGX	Quest Diagnostics	A	2.18	0.30
2011-10-03	STI	Suntrust Banks	D	-2.91	0.40					
2011-10-03	TXN	Texas Instruments New York	D	-2.88	1.40	TLAB	Tellabs	B	1.18	1.40
2011-10-03	NYCB	Community Bancorp	D	-2.90	0.20					
2011-10-03	WFC	Wells Fargo	D	-2.89	0.90	BEN	Franklin Resources	A	2.16	0.90
2011-10-03	WM	Waste Management	D	-2.87	0.30	APC	Anadarko Petroleum	A	2.22	0.30
2011-10-03	LHN	Lafargeholcim	D	-2.89	0.00	BDX	Becton Dickinson	A	2.18	0.00
2011-10-03	CWB	Canadian Western Bank	C	-1.87	0.10	SWN	Southwestern Energy	A	2.17	0.10
2011-10-03	AZN	Astrazeneca	D	-2.85	0.30	PEG	Public Service Enterprise	A	2.17	0.30
2011-10-03	ASML	Asml	C	-1.87	0.10	HP	Helmerich & Payne	A	2.16	0.10
2011-10-03	FP	Total	D	-2.88	0.20	APOL	Apollo Educat Grp	A	2.16	0.20
2011-10-03	VRTX	Vertex Pharmaceuticals	C	-1.88	0.20	DVA	Davita	A	2.24	0.20
2011-10-03	ARM	Arm Holdings	C	-1.86	0.10	COG	Cabot Oil & Gas	A	2.16	0.10
2011-10-03	IHG	Intercontinental Hotels	D	-2.88	0.40	MON	Monsanto	A	2.16	0.40
2011-10-03	AMP	Amp	D	-2.89	0.30	CAM	Cameron International Corp.	A	2.16	0.30
2011-10-03	FD	Macy's	C	-1.86	0.40	TJX	Tjx Companies	A	2.23	0.40
2011-10-03	AVGO	Avago Technologies	C	-1.86	0.70	BRCM	Broadcom Corp	B	1.17	0.70
2011-10-03	MWV	MeadWestvaco	C	-1.89	0.20	CEG	Constellation Energy	A	2.22	0.20
2011-10-03	GS	Goldman Sachs	D	-2.91	0.50					
2011-10-03	IFX	Infineon Technologies	C	-1.89	0.20	THC	Tenet Healthcare	A	2.15	0.20
2011-10-03	DAI	Daimler	D	-2.91	0.20					
2011-10-03	TLM	Talisman Energy	D	-2.92	0.30					
2011-10-03	PENN	Penn National Gaming	C	-1.88	0.20	ABC	Amerisourcebergen	A	2.22	0.20
2011-10-03	UNH	Unitedhealth	C	-1.87	0.00	AGN	Allergan	A	2.23	0.00
2011-10-03	GILD	Gilead Sciences	C	-1.85	0.30	CI	Cigna International	A	2.21	0.30
2011-10-03	9984	Softbank	C	-1.89	0.40	IGT	Game Technology PLC	A	2.15	0.40
2011-10-03	AIR	Airbus	C	-1.86	0.60	QEP	Qep Resources	A	2.15	0.60
2011-10-03	IMO	Imperial Oil	C	-1.89	0.30	DV	Devry Education	A	2.14	0.30
2011-10-03	VMED	Virgin Media Inc.	D	-2.88	0.80	HRB	H.& R.block	A	2.21	0.80
2011-10-03	EIX	Edison International	C	-1.84	0.50	GAS	Nicor	A	2.22	0.50
2011-10-03	LH	Laboratory Corp Of America	C	-1.87	0.20	CELG	Celgene	A	2.19	0.20
2011-10-03	SYNN	Syngenta	D	-2.88	1.20	TGT	Target	B	1.17	1.20
2011-10-03	PEP	Pepsico	D	-2.86	0.20	VFC	Vf	A	2.28	0.20
2011-10-03	JPM	Jpmorgan Chase	D	-2.90	0.20					
2011-10-03	IBN	Icici Bank Adr	D	-2.89	0.00	HSY	The Hershey	A	2.21	0.00
2011-10-03	BRK.A	Berkshire Hathaway	D	-2.87	0.10	XOM	Exxon Mobil	A	2.21	0.10
2011-10-03	GCC	C&c	D	-2.87	0.10	SCG	Scana	B	1.17	0.10
2011-10-03	RIO	Rio Tinto	D	-2.90	0.40	AMGN	Amgen	B	1.17	0.40
2011-10-03	TWX	Time Warner	C	-1.87	0.80	EXPE	Expedia	A	2.21	0.80
2011-10-03	HPT	Hospitality Properties Trust	C	-1.88	0.00	WAG	Walgreens Boots Alliance	A	2.20	0.00
2011-10-03	MCO	Moody's	C	-1.88	0.60	LTD	L Brands	A	2.20	0.60
2011-10-03	DNR	Denbury Resources	D	-2.93	0.40					
2011-10-03	USB	Us Bancorp	D	-2.86	0.20	PGN	Progress Energy	A	2.20	0.20

Date	Ticker	Name	R	SM	W (%)	Ticker	Name	R	SM	W (%)
2011-11-01	DD	E.i. Du Pont De Nemours	D	-2.86	0.60	TIE	Titanium Metals	B	1.20	0.60
2011-11-01	DE	Deere	D	-2.88	0.80	NSC	Norfolk Southern	A	2.23	0.80
2011-11-01	DIS	Walt Disney	D	-2.87	0.90	CBS	Cbs	A	2.31	0.90
2011-11-01	DOW	Dow Chemical	D	-2.89	1.60	PPG	Ppg Industries	B	1.19	1.60
2011-11-01	FLIR	Flir Systems	D	-2.89	0.40	TSS	Total System Services	A	2.20	0.40
2011-11-01	ECL	Ecolab	C	-1.85	0.30	APD	Air Products & Chemicals	B	1.19	0.30
2011-11-01	EMC	EMC Corp	C	-1.86	0.80	CERN	Cerner	A	2.28	0.80
2011-11-01	JEF	Jefferies	D	-2.93	0.10					
2011-11-01	ENGI	Engie	D	-2.89	0.10	PGN	Progress Energy	A	2.20	0.10
2011-11-01	NEE	Nextera Energy	C	-1.84	0.10	NI	Nisource	A	2.45	0.10
2011-11-01		Fidelity National Information Services	D	-2.88	0.30	PWR	Quanta Services	B	1.20	0.30
2011-11-01	GD	General Dynamics	D	-2.87	0.20	R	Ryder System	B	1.19	0.20
2011-11-01	GE	General Electric	D	-2.88	0.90	FISV	Fiserv	B	1.19	0.90
2011-11-01	GLW	Corning	D	-2.90	0.40					
2011-11-01	SNV	Synovus Financial Corp	D	-2.92	0.10					
2011-11-01	IR	Ingersoll-rand	D	-2.90	0.20					
2011-11-01	JCI	Johnson Controls	D	-2.88	0.30	MJN	Mead Johnson Nutrition	A	2.45	0.30
2011-11-01	JNJ	Johnson & Johnson	C	-1.84	0.20	BIIB	Biogen	A	2.41	0.20
2011-11-01	K	Kellogg	C	-1.84	0.50	HRL	Hormel Foods	A	2.38	0.50
2011-11-01	LOW	Lowe's Companies	D	-2.87	0.20	JWN	Nordstrom	A	2.29	0.20
2011-11-01	MUR	Murphy Oil	D	-2.88	0.40	RRC	Range Resources	A	2.35	0.40
2011-11-01	NAV	Navistar International	D	-2.90	0.20					
2011-11-01	NBL	Noble Energy	D	-2.86	0.20	BHI	Baker Hughes	A	2.34	0.20
2011-11-01	NOC	Northrop Grumman	D	-2.87	0.40	MOLX	Molex	B	1.19	0.40
2011-11-01	NUE	Nucor	D	-2.87	0.10	ARG	Airgas Inc	B	1.18	0.10
2011-11-01	ORCL	Oracle	C	-1.85	1.00	NVDA	Nvidia	A	2.26	1.00
2011-11-01	COP	Conocophillips	C	-1.86	0.90	EQT	Eqt	A	2.31	0.90
2011-11-01	PCAR	Paccar	D	-2.87	0.10	UPS	United Parcel Service	B	1.18	0.10
2011-11-01	PFE	Pfizer	C	-1.85	0.70	AGN	Allergan	A	2.24	0.70
2011-11-01	PNC	Pnc Financial Services	D	-2.87	0.30	MA	Mastercard	A	2.29	0.30
2011-11-01	SUBC	Subsea 7	D	-2.87	0.50	AEE	Ameren	A	2.20	0.50
2011-11-01	PBR	Petroleo Brasileiro Sa - Petrobras Adr	D	-2.90	0.10	NOV	National Oilwell Varco	A	2.31	0.10
2011-11-01	T	At&t	D	-2.84	0.80	HOG	Harley-davidson International	A	2.29	0.80
2011-11-01	SIAL	Sigma Aldrich	D	-2.85	0.10	IP	International Paper	B	1.17	0.10
2011-11-01	SLB	Schlumberger	D	-2.88	0.50	EP	El Paso Corporation	A	2.24	0.50
2011-11-01	CRH	Crh	D	-2.88	0.30	CMS	Cms Energy	A	2.20	0.30
2011-11-01	STI	Suntrust Banks	D	-2.90	0.40					
2011-11-01	MTX	Mtu Aero Engines	D	-2.86	0.20	FTI	Fmc Technologies	A	2.20	0.20
2011-11-01	TXN	Texas Instruments	D	-2.86	1.40	QCOM	Qualcomm	A	2.26	1.40
2011-11-01	NYCB	Community Bancorp	D	-2.89	0.20	AOC	Aon plc	A	2.21	0.20
2011-11-01	UTX	United Technologies	D	-2.86	0.10	CMI	Cummins	B	1.18	0.10
2011-11-01	WFC	Wells Fargo	D	-2.88	0.90	CB	Chubb Corp	A	2.20	0.90
2011-11-01	WM	Waste Management	D	-2.87	0.20	DHR	Danaher	B	1.18	0.20
2011-11-01	LHN	Lafargeholcim	D	-2.89	0.00	PNW	Pinnacle West Capital	A	2.19	0.00
2011-11-01	WY	Weyerhaeuser	D	-2.89	0.40	SPG	Simon Property	A	2.19	0.40
2011-11-01	CWB	Canadian Western Bank	C	-1.85	0.10	MOT	Motorola Solutions	A	2.19	0.10
2011-11-01	ASML	Asml	C	-1.85	0.10	RAI	Reynolds American	A	2.19	0.10
2011-11-01	VRTX	Vertex Pharmaceuticals	C	-1.89	0.20	CI	Cigna	A	2.23	0.20
2011-11-01	ARM	Arm Holdings	C	-1.85	0.10	DELL	Dell	A	2.19	0.10
2011-11-01	IHG	Intercontinental Hotels	D	-2.88	0.40	GPC	Genuine Parts	A	2.19	0.40
2011-11-01	AMP	Amp	D	-2.88	0.30	CL	Colgate-palmolive	A	2.19	0.30

Date	Ticker	Name	R	SM	W (%)	Ticker	Name	R	SM	W (%)
2011-11-01	AVGO	Avago Technologies	C	-1.86	0.70	IBM	IBM	A	2.25	0.70
2011-11-01	MWV	MeadWestvaco	C	-1.87	0.20	PLL	Pall Corp	B	1.17	0.20
2011-11-01	GS	Goldman Sachs	D	-2.90	0.50					
2011-11-01	IFX	Infineon Technologies	D	-2.88	0.20	OKE	Oneok	A	2.19	0.20
2011-11-01	DAI	Daimler	D	-2.90	0.20					
2011-11-01	TLM	Talisman Energy	D	-2.91	0.30					
2011-11-01	PENN	Penn National Gaming	C	-1.87	0.10	BBBY	Bed Bath & Beyond	A	2.29	0.10
2011-11-01	UNH	Unitedhealth	C	-1.86	0.00	CELG	Celgene	A	2.20	0.00
2011-11-01	GILD	Gilead Sciences	C	-1.84	0.30	HUM	Humana	A	2.20	0.30
2011-11-01	CNX	Consol Energy	D	-2.87	0.40	LO	Lorillard	A	2.24	0.40
2011-11-01	9984	Softbank	D	-2.88	0.40	FE	Firstenergy	A	2.19	0.40
2011-11-01	OII	Oceaneering International	C	-1.84	0.20	XOM	Exxon Mobil	A	2.22	0.20
2011-11-01	AIR	Airbus	C	-1.86	0.50	MCK	Mckesson	A	2.19	0.50
2011-11-01	IMO	Imperial Oil	C	-1.87	0.30	AEP	American Electric Power	A	2.19	0.30
2011-11-01	VMED	Virgin Media Inc. Laboratory Corp	D	-2.86	0.80	TJX	Tjx Companies	A	2.25	0.80
2011-11-01	LH	Of America	D	-2.87	0.20	ABT	Abbott Laboratories	A	2.19	0.20
2011-11-01	SYNN	Syngenta	D	-2.87	1.20	KR	Kroger	A	2.19	1.20
2011-11-01	PEP	Pepsico	D	-2.86	0.20	RL	Ralph Lauren	A	2.36	0.20
2011-11-01	JPM	Jpmorgan Chase	D	-2.89	0.20	STT	State Street	B	1.21	0.20
2011-11-01	IBN	Icici Bank Adr	D	-2.88	0.00	AIZ	Assurant	B	1.20	0.00
2011-11-01	GCC	C&c	D	-2.87	0.10	TGT	Target	A	2.19	0.10
2011-11-01	RIO	Rio Tinto	D	-2.88	0.50	ED	Consolidated Edison	A	2.19	0.50
2011-11-01	TWX	Time Warner	C	-1.85	0.90	ABC	Amerisourcebergen	A	2.24	0.90
2011-11-01	MCO	Moody's	C	-1.86	0.60	TMK	Torchmark	B	1.20	0.60
2011-11-01	DNR	Denbury Resources	D	-2.90	0.50	HP	Helmerich & Payne	A	2.22	0.50
2011-11-01	AET	Aetna	C	-1.86	0.20	LLY	Eli Lilly	A	2.18	0.20
2011-11-01	CVE	Cenovus Energy	C	-1.84	0.30	POM	Pepco Holdings	A	2.19	0.30
2011-11-01	C	Citigroup	D	-2.91	0.90					
2011-11-01	SRCL	Stericycle	C	-1.86	0.20	CEG	Constellation Energy	A	2.23	0.20
2011-11-01	HON	Honeywell International	D	-2.86	0.30	LTD	L Brands	A	2.23	0.30
2011-11-01	STLD	Steel Dynamics	D	-2.90	0.10					
2011-11-01	PM	Philip Morris International	C	-1.84	1.40	VFC	Vf	A	2.32	1.40
2011-11-01	EXC	Exelon	C	-1.84	0.20	CNP	Centerpoint Energy	A	2.35	0.20
2011-11-01	ADP	Automatic Data Processing	C	-1.85	0.20	GAS	Nicor	A	2.23	0.20
2011-11-01	GFTU	Grafton	D	-2.89	0.10	NKE	Nike	A	2.19	0.10
2011-11-01	HSP	Hospira	D	-2.91	0.20					
2011-11-01	PHR	Pharol	D	-2.92	0.10					
2011-11-01	TS	Tenaris Adr	D	-2.90	0.40					
2011-11-01	HBM	Hudbay Minerals	D	-2.90	0.10					
2011-11-01	CPG	Crescent Point Energy	C	-1.85	0.50	MON	Monsanto	A	2.19	0.50
2011-11-01	1398	Industrial And Commercial Bank Of China	D	-2.88	0.30	MAT	Mattel	A	2.19	0.30
2011-11-01	CNO	Cno Financial	D	-2.88	0.20	XL	XL	B	1.19	0.20
2011-11-01	DLR	Digital Realty Trust	C	-1.84	0.50	EFX	Equifax	B	1.19	0.50
2011-11-01	RDS.B	Royal Dutch Shell Adr	C	-1.85	1.00	SWN	Southwestern Energy	A	2.22	1.00
2011-11-01	RDS.A	Royal Dutch Shell Adr	C	-1.85	0.60	COG	Cabot Oil & Gas	A	2.21	0.60
2011-11-01	EXPE	Expedia	C	-1.86	0.30	HRB	H.& R.block	A	2.23	0.30
2011-11-01	SEV	Suez	D	-2.89	0.10	SO	Southern	A	2.19	0.10
2011-11-01	LPS	Lender Processing Services	D	-2.92	0.10					
2011-11-01	LYB	Lyondellbasell Industries	D	-2.88	0.50	KLAC	Kla-tencor	A	2.22	0.50
2011-11-01	MDLZ	Mondelez International	C	-1.84	0.30	KO	Coca-cola	A	2.30	0.30
2011-11-01	ARNC	Arconic	D	-2.90	0.40					
2011-12-01	APH	Amphenol	D	-2.87	0.40	GR	Goodrich	A	2.77	0.40
2011-12-01	QBE	Qbe Insurance	D	-2.88	0.10	LO	Lorillard	A	2.25	0.10

Date	Ticker	Name	R	SM	W (%)	Ticker	Name	R	SM	W (%)
2011-12-01	HES	Hess	D	-2.89	0.40	MRO	Marathon Oil	A	2.39	0.40
2011-12-01	SU	Schneider Electric	D	-2.89	0.90	CEG	Constellation Energy	A	2.24	0.90
2011-12-01	VIV	Vivendi	D	-2.87	0.40	KLAC	Kla-tencor	A	2.23	0.40
2011-12-01	SU	Suncor Energy	D	-2.89	2.00	WMB	Williams Companies	A	2.23	2.00
2011-12-01	APA	Apache	D	-2.88	0.10	RRC	Range Resources	A	2.36	0.10
2011-12-01	SIE	Siemens	D	-2.88	0.50	GAS	Nicor	A	2.23	0.50
2011-12-01	VK	Vallourec	D	-2.91	0.30					
2011-12-01	AVP	Avon Products	D	-2.91	0.10					
2011-12-01	AXP	American Express	C	-1.85	1.10	PSA	Public Storage	A	2.45	1.10
2011-12-01	BAC	Bank Of America	D	-2.94	0.30					
2011-12-01	U11	United Overseas Bank	D	-2.87	0.20	EL	Estee Lauder Companies	A	2.23	0.20
2011-12-01	FSLR	First Solar	D	-2.95	0.20					
2011-12-01	CLF	Cliffs Natural Resources	D	-2.89	0.50	ARG	Airgas Inc	A	2.20	0.50
2011-12-01	CM-CSA	Comcast	C	-1.86	0.70	WFM	Whole Foods Market	A	3.00	0.70
2011-12-01	MAR	Marriott International	D	-2.88	0.20	AZO	Autozone	A	2.48	0.20
2011-12-01	CSX	Csx	D	-2.87	0.70	ACN	Accenture Cl A	A	2.36	0.70
2011-12-01	DD	E.i. Du Pont De Nemours	D	-2.86	0.60	PPG	Ppg Industries	B	1.20	0.60
2011-12-01	DE	Deere	D	-2.87	0.80	GWW	Ww Grainger	A	2.32	0.80
2011-12-01	DIS	Walt Disney	D	-2.86	0.90	CBS	Cbs	A	2.32	0.90
2011-12-01	DOW	Dow Chemical	D	-2.89	1.60	IP	International Paper	B	1.18	1.60
2011-12-01	FLIR	Flir Systems	D	-2.88	0.40	ROP	Roper Technologies	A	2.26	0.40
2011-12-01	EMC	EMC Corp	D	-2.86	0.80	TDC	Teradata	A	2.79	0.80
2011-12-01	BWA	Borgwarner	D	-2.86	0.20	MJN	Mead Johnson Nutrition	A	2.48	0.20
2011-12-01	JEF	Jefferies	D	-2.93	0.10					
2011-12-01	ENGI	Engie	D	-2.88	0.10	BIG	Big Lots	A	2.23	0.10
2011-12-01		Fidelity National Information Services	D	-2.88	0.30	JBL	Jabil Circuit	A	2.24	0.30
2011-12-01	GE	General Electric	D	-2.88	0.80	NSC	Norfolk Southern	A	2.24	0.80
2011-12-01	GLW	Corning	D	-2.90	0.40					
2011-12-01	SNV	Synovus Financial Corp	D	-2.91	0.10					
2011-12-01	IR	Ingersoll-rand	D	-2.89	0.20	PWR	Quanta Services	A	2.21	0.20
2011-12-01	JCI	Johnson Controls	D	-2.88	0.30	HRL	Hormel Foods	A	2.40	0.30
2011-12-01	JNJ	Johnson & Johnson	C	-1.84	0.20	BIIB	Biogen	A	2.42	0.20
2011-12-01	K	Kellogg	C	-1.86	0.40	RL	Ralph Lauren	A	2.33	0.40
2011-12-01	MUR	Murphy Oil	D	-2.88	0.40	EQT	Eq	A	2.31	0.40
2011-12-01	NAV	Navistar International	D	-2.91	0.20					
2011-12-01	NOC	Northrop Grumman	D	-2.86	0.40	TYC	Tyco International	A	2.21	0.40
2011-12-01	ORCL	Oracle	C	-1.85	1.00	QCOM	Qualcomm	A	2.29	1.00
2011-12-01	COP	Conocophillips	C	-1.85	0.90	HP	Helmerich & Payne	A	2.25	0.90
2011-12-01	PCAR	Paccar	D	-2.87	0.10	TSS	Total System Services	A	2.20	0.10
2011-12-01	PNC	Pnc Financial Services	D	-2.86	0.30	MA	Mastercard	A	2.33	0.30
2011-12-01	SUBC	Subsea 7	D	-2.87	0.50	ABC	Amerisourcebergen	A	2.23	0.50
2011-12-01	PBR	Petroleo Brasileiro Sa - Petrobras Adr	D	-2.89	0.10	EP	El Paso Corporation	A	2.25	0.10
2011-12-01	SJR.B	Shaw Communications	C	-1.84	0.30	CSCO	Cisco Systems	A	2.23	0.30
2011-12-01	SIAL	Sigma Aldrich	D	-2.85	0.10	NI	Nisource	A	2.48	0.10
2011-12-01	SLB	Schlumberger	D	-2.87	0.50	XOM	Exxon Mobil	A	2.24	0.50
2011-12-01	STI	Suntrust Banks	D	-2.91	0.30					
2011-12-01	MTX	Mtu Aero Engines New York	D	-2.84	0.20	ROST	Ross Stores	A	2.22	0.20
2011-12-01	NYCB	Community Bancorp	D	-2.90	0.20	AOC	Aon plc	A	2.21	0.20
2011-12-01	UTX	United Technologies	D	-2.86	0.10	FLS	Flowserve	B	1.24	0.10
2011-12-01	WFC	Wells Fargo	D	-2.87	0.90	NDAQ	Nasdaq	A	2.21	0.90
2011-12-01	WM	Waste Management	D	-2.87	0.20	MAS	Masco	B	1.23	0.20

Date	Ticker	Name	R	SM	W (%)	Ticker	Name	R	SM	W (%)
2011-12-01	LHN	Lafargeholcim	D	-2.89	0.00	LTD	L Brands	A	2.22	0.00
2011-12-01	WY	Weyerhaeuser	D	-2.89	0.40	AIZ	Assurant	A	2.21	0.40
2011-12-01	CWB	Canadian Western Bank	D	-2.85	0.10	TSO	Tesoro	A	2.22	0.10
2011-12-01	VRTX	Vertex Pharmaceuticals	C	-1.92	0.10	AGN	Allergan	A	2.24	0.10
2011-12-01	IHG	Intercontinental Hotels	D	-2.87	0.40	WYN	Wyndham Worldwide	A	2.22	0.40
2011-12-01	AMP	Amp	D	-2.88	0.30	BEAM	Beam Inc	A	2.22	0.30
2011-12-01	AVGO	Avago Technologies	C	-1.86	0.60	CERN	Cerner	A	2.28	0.60
2011-12-01	GS	Goldman Sachs	D	-2.91	0.40	CI	Cigna	A	2.23	0.20
2011-12-01	REGN	Regeneron Pharmaceuticals	C	-1.86	0.20	INTC	Intel	A	2.22	0.20
2011-12-01	IFX	Infineon Technologies	D	-2.87	0.20					
2011-12-01	DAI	Daimler	D	-2.90	0.20					
2011-12-01	TLM	Talisman Energy	D	-2.91	0.30					
2011-12-01	PENN	Penn National Gaming	C	-1.86	0.20	BBBY	Bed Bath & Beyond	A	2.28	0.20
2011-12-01	UNH	Unitedhealth	C	-1.85	0.00	HUM	Humana	A	2.22	0.00
2011-12-01	GILD	Gilead Sciences	C	-1.85	0.30	ANTM	Anthem	A	2.20	0.30
2011-12-01	CNX	Consol Energy	D	-2.87	0.40	CNP	Centerpoint Energy	A	2.34	0.40
2011-12-01	9984	Softbank Potash Corporation Of Saskatchewan	D	-2.88	0.40	AEE	Ameren	A	2.22	0.40
2011-12-01	POT	Corporation Of Saskatchewan	D	-2.87	0.80	TSN	Tyson Foods	A	2.22	0.80
2011-12-01	VMED	Virgin Media Inc.	D	-2.87	0.70	JWN	Nordstrom	A	2.27	0.70
2011-12-01	LH	Laboratory Corp Of America	D	-2.86	0.20	CELG	Celgene	A	2.20	0.20
2011-12-01	JPM	Jpmorgan Chase	D	-2.89	0.10	CB	Chubb Corp	A	2.20	0.10
2011-12-01	IBN	Icici Bank ADR	D	-2.90	0.00					
2011-12-01	GCC	C&c	D	-2.87	0.10	OKE	Oneok	A	2.22	0.10
2011-12-01	RIO	Rio Tinto	D	-2.88	0.50	SNDK	Sandisk Corp	A	2.21	0.50
2011-12-01	TWX	Time Warner	C	-1.85	0.90	TJX	Tjx Companies	A	2.26	0.90
2011-12-01	HPT	Hospitality Properties Trust	D	-2.85	0.00	SPG	Simon Property	A	2.19	0.00
2011-12-01	DNR	Denbury Resources	D	-2.89	0.60	COG	Cabot Oil & Gas	A	2.23	0.60
2011-12-01	CVE	Cenovus Energy	C	-1.85	0.30	NX	Twenty-First Century Fox Inc	A	2.21	0.30
2011-12-01	C	Citigroup	D	-2.91	0.80					
2011-12-01	322	Tingyi (cayman Islands)	C	-1.84	0.30	FDO	Family Dollar Stores	A	2.21	0.30
2011-12-01	SESG	Ses	D	-2.84	0.20	RAI	Reynolds American	A	2.21	0.20
2011-12-01	SRCL	Stericycle	C	-1.86	0.20	JEC	Jacobs Engineering	B	1.22	0.20
2011-12-01	STLD	Steel Dynamics	D	-2.89	0.10	VFC	Vf	A	2.33	0.10
2011-12-01	GFTU	Grafton	D	-2.89	0.10	SE	Spectra Energy	A	2.21	0.10
2011-12-01	GM	General Motors	D	-2.91	0.20					
2011-12-01	HSP	Hospira	D	-2.92	0.20					
2011-12-01	PHR	Pharol	D	-2.93	0.10					
2011-12-01	TS	Tenaris ADR	D	-2.88	0.50	HOG	Harley-davidson	A	2.29	0.50
2011-12-01	HBM	Hudbay Minerals Industrial And	D	-2.91	0.10					
2011-12-01	1398	Commercial Bank Of China	D	-2.88	0.20	RHT	Red Hat	A	2.21	0.20
2011-12-01	CNO	Cno Financial	D	-2.87	0.20	AFL	Aflac	B	1.23	0.20
2011-12-01	EXPE	Expedia	C	-1.85	0.30	HRB	H.& R.block	A	2.25	0.30
2011-12-01	SEV	Suez	D	-2.90	0.00					
2011-12-01	LYB	Lyondellbasell Industries	D	-2.88	0.50	IBM	IBM	A	2.26	0.50
2011-12-01	MAIL	Mail.ru GDR	D	-2.88	0.00	PGN	Progress Energy	A	2.21	0.00
2011-12-01	ARNC	Arconic	D	-2.91	0.30					
2011-12-01	BHGE	Baker Hughes, A Ge	D	-2.88	0.70	FTI	Fmc Technologies	A	2.23	0.70
2012-01-02	QBE	Qbe Insurance	D	-2.89	0.10	CNP	Centerpoint Energy	A	2.34	0.10
2012-01-02	HES	Hess	D	-2.89	0.40	MRO	Marathon Oil	A	2.41	0.40
2012-01-02	KPN	Koninklijke Kpn	D	-2.87	0.50	D	Dominion Resources	A	2.32	0.50
2012-01-02	SU	Schneider Electric	D	-2.89	0.90	HOG	Harley-davidson	A	2.30	0.90
2012-01-02	SU	Suncor Energy	D	-2.89	1.40	VFC	Vf	A	2.30	1.40
2012-01-02	VK	Vallourec	D	-2.90	0.10					

Date	Ticker	Name	R	SM	W (%)	Ticker	Name	R	SM	W (%)
2012-01-02	FSLR	First Solar	D	-2.97	0.20					
2012-01-02	CLF	Cliffs Natural Resources	D	-2.90	0.40	ARG	Airgas Inc	A	2.21	0.40
2012-01-02	CM- CSA	Comcast	C	-1.85	0.80	WFM	Whole Foods Market	A	3.00	0.80
2012-01-02	CSX	Csx	D	-2.87	0.70	GR	Goodrich	A	2.78	0.70
2012-01-02	DE	Deere	D	-2.87	0.80	ACN	Accenture Cl A	A	2.33	0.80
2012-01-02	FLIR	Flir Systems	D	-2.89	0.40	GWW	Ww Grainger	A	2.32	0.40
2012-01-02	EMC	EMC Corp	D	-2.87	0.80	TDC	Teradata	A	2.71	0.80
2012-01-02	BWA	Borgwarner	D	-2.87	0.20	MJN	Mead Johnson Nutrition	A	2.44	0.20
2012-01-02	JEF	Jefferies	D	-2.92	0.30					
2012-01-02	ENGI	Engie	D	-2.88	0.10	PRGO	Perrigo Company plc	A	2.29	0.10
2012-01-02		Fidelity National Information Services	D	-2.87	0.40	ROP	Roper Technologies	A	2.26	0.40
2012-01-02	CCL	Coca-cola Amatil	C	-1.85	0.30	TJX	Tjx Companies	A	2.27	0.30
2012-01-02	GLW	Corning	D	-2.91	0.30					
2012-01-02	SNV	Synovus Financial Corp	D	-2.92	0.10					
2012-01-02	IR	Ingersoll-rand	D	-2.90	0.20					
2012-01-02	JCI	Johnson Controls	D	-2.88	0.30	HRL	Hormel Foods	A	2.39	0.30
2012-01-02	K	Kellogg	C	-1.85	0.40	RL	Ralph Lauren	A	2.32	0.40
2012-01-02	ORCL	Oracle	C	-1.88	0.90	MMI	Motorola Mobility Holdings	A	2.31	0.90
2012-01-02	PCAR	Paccar	D	-2.88	0.10	RHI	Robert Half International	A	2.24	0.10
2012-01-02	PCG	Pg&e	D	-2.84	0.50	NI	Nisource	A	2.50	0.50
2012-01-02	PNC	Pnc Financial Services	D	-2.85	0.40	PSA	Public Storage	A	2.47	0.40
2012-01-02	SUBC	Subsea 7	D	-2.87	0.10	BBBY	Bed Bath & Beyond	A	2.27	0.10
2012-01-02	PBR	Petroleo Brasileiro Sa - Petrobras Adr	D	-2.90	0.10					
2012-01-02	SJR.B	Shaw Communications	D	-2.85	0.30	EP	El Paso Corporation	A	2.26	0.30
2012-01-02	SLB	Schlumberger	D	-2.88	0.30	RRC	Range Resources	A	2.31	0.30
2012-01-02	STI	Suntrust Banks	D	-2.91	0.40					
2012-01-02	AMZN	Amazon.com New York	C	-1.88	1.10	DLTR	Dollar Tree	A	2.98	1.10
2012-01-02	NYCB	Community Bancorp	D	-2.89	0.20	MA	Mastercard	A	2.32	0.20
2012-01-02	UTX	United Technologies	D	-2.87	0.10	JBL	Jabil Circuit	A	2.23	0.10
2012-01-02	LHN	Lafargeholcim	D	-2.89	0.00	LEN	Lennar	A	2.26	0.00
2012-01-02	BBD.B	Bombardier	D	-2.91	0.00					
2012-01-02	CWB	Canadian Western Bank	D	-2.86	0.10	HRB	H.& R.block	A	2.26	0.10
2012-01-02	VRTX	Vertex Pharmaceuticals	D	-2.90	0.20					
2012-01-02	AMP	Amp	D	-2.88	0.30	LO	Lorillard	A	2.26	0.30
2012-01-02	AVGO	Avago Technologies	C	-1.86	0.60	QCOM	Qualcomm	A	2.29	0.60
2012-01-02	GS	Goldman Sachs	D	-2.91	0.40					
2012-01-02	REGN	Regeneron Pharmaceuticals	C	-1.87	0.20	BIIB	Biogen	A	2.40	0.20
2012-01-02	IFX	Infineon Technologies	D	-2.88	0.20	AGN	Allergan	A	2.25	0.20
2012-01-02	DAI	Daimler	D	-2.90	0.20	HP	Helmerich & Payne	A	2.25	0.20
2012-01-02	TLM	Talisman Energy	D	-2.91	0.30					
2012-01-02	CNX	Consol Energy	D	-2.89	0.30	ATI	Allegheny Technologies	B	1.24	0.30
2012-01-02	9984	Softbank	D	-2.89	0.30	GT	Goodyear Tire & Rubber	A	2.25	0.30
2012-01-02	CTRP	Ctrip.com International Adr	D	-2.92	0.10					
2012-01-02	POT	Corporation Of Saskatchewan Potash	D	-2.88	0.80	NVLS	Novellus Systems	A	2.25	0.80
2012-01-02	VMED	Virgin Media Inc.	D	-2.87	0.70	AZO	Autozone	A	2.46	0.70
2012-01-02	JPM	Jpmorgan Chase	D	-2.88	0.10	AIZ	Assurant	A	2.22	0.10
2012-01-02	ORA	Orange	D	-2.88	0.00	FFIV	F5 Networks	A	2.25	0.00
2012-01-02	IBN	Icici Bank Adr	D	-2.91	0.00					

Date	Ticker	Name	R	SM	W (%)	Ticker	Name	R	SM	W (%)
2012-01-02	GCC	C&c	D	-2.87	0.10	XOM	Exxon Mobil	A	2.25	0.10
2012-01-02	RIO	Rio Tinto	D	-2.89	0.10	IBM	IBM	A	2.25	0.10
2012-01-02	TWX	Time Warner	C	-1.84	0.90	CBS	Cbs	A	2.34	0.90
2012-01-02	CVE	Cenovus Energy	C	-1.84	0.10	DHI	D.r. Horton	A	2.25	0.10
2012-01-02	NG.	National Grid	C	-1.84	0.30	CEG	Constellation Energy	A	2.24	0.30
2012-01-02	C	Citigroup	D	-2.91	0.80					
2012-01-02	SRCL	Stericycle	C	-1.86	0.20	NSC	Norfolk Southern	A	2.23	0.20
2012-01-02	GFTU	Grafton	D	-2.90	0.10	KLAC	Kla-tencor	A	2.24	0.10
2012-01-02	GM	General Motors	D	-2.91	0.20					
2012-01-02	HDB	Hdfc Bank Adr	D	-2.86	0.00	AOC	Aon plc	A	2.22	0.00
2012-01-02	HSP	Hospira	D	-2.91	0.20					
2012-01-02	PHR	Pharol	D	-2.93	0.10					
2012-01-02	HBM	Hudbay Minerals	D	-2.91	0.10					
2012-01-02	EXPE	Expedia	C	-1.85	0.20	JWN	Nordstrom	A	2.29	0.20
2012-01-02	MAIL	Mail.ru Gdr	D	-2.87	0.00	WMB	Williams Companies	A	2.24	0.00
2012-01-02	ARNC	Arconic	D	-2.92	0.30					
2012-01-02	BHGE	Baker Hughes, A Ge	D	-2.90	0.60	EQT	Eqst	A	2.28	0.60
2012-02-01	QBE	Qbe Insurance	D	-2.90	0.10					
2012-02-01	HES	Hess	D	-2.89	0.40	MRO	Marathon Oil	A	2.44	0.40
2012-02-01	KPN	Koninklijke Kpn	D	-2.89	0.40	AZO	Autozone	A	2.50	0.40
2012-02-01	FSLR	First Solar	D	-2.96	0.20					
2012-02-01	FLIR	Flir Systems	D	-2.88	0.40	GR	Goodrich	A	2.79	0.40
2012-02-01	ENGI	Engie	D	-2.88	0.10	HRL	Hormel Foods	A	2.39	0.10
2012-02-01	CCL	Coca-cola Amatil	C	-1.85	0.30	CBS	Cbs	A	2.36	0.30
2012-02-01	GLW	Corning	D	-2.85	0.30	QCOM	Qualcomm	A	2.31	0.30
2012-02-01	SNV	Synovus Financial Corp	D	-2.90	0.10	PSA	Public Storage	A	2.48	0.10
2012-02-01	K	Kellogg	D	-2.86	0.40	MJN	Mead Johnson Nutrition	A	2.47	0.40
2012-02-01	NEM	Newmont Mining	C	-1.86	0.30	CF	Cf Industries	A	2.24	0.30
2012-02-01	ORCL	Oracle	D	-2.87	0.90	MMI	Motorola Mobility Holdings	A	2.31	0.90
2012-02-01	PCG	Pg&e	D	-2.84	0.50	NI	Nisource	A	2.50	0.50
2012-02-01	PPL	Ppl	C	-1.85	0.20	D	Dominion Resources	A	2.31	0.20
2012-02-01	SUBC	Subsea 7	D	-2.86	0.10	RL	Ralph Lauren	A	2.36	0.10
2012-02-01	SJR.B	Shaw Communications	D	-2.85	0.30	HOG	Harley-davidson	A	2.34	0.30
2012-02-01	AMZN	Amazon.com	C	-1.88	1.10	WFM	Whole Foods Market	A	3.00	1.10
2012-02-01	CWB	Canadian Western Bank	D	-2.86	0.10	GWW	Ww Grainger	A	2.33	0.10
2012-02-01	VRTX	Vertex Pharmaceuticals	D	-2.89	0.20	BIIB	Biogen	A	2.44	0.20
2012-02-01	ARM	Arm Holdings	C	-1.85	0.10	VFC	Vf	A	2.31	0.10
2012-02-01	AVGO	Avago Technologies	C	-1.83	0.70	NVLS	Novellus Systems	A	2.30	0.70
2012-02-01	GS	Goldman Sachs	D	-2.89	0.50	MA	Mastercard	A	2.31	0.50
2012-02-01	TLM	Talisman Energy	D	-2.92	0.30					
2012-02-01	CNX	Consol Energy	D	-2.89	0.30	ARG	Airgas Inc	A	2.21	0.30
2012-02-01	9984	Softbank	D	-2.90	0.30	ROP	Roper Technologies	A	2.29	0.30
2012-02-01	CTRP	Ctrip.com International Adr	D	-2.92	0.10					
2012-02-01	AMX	America Movil Potash	D	-2.85	0.20	CTL	Centurylink	B	1.19	0.20
2012-02-01	POT	Corporation Of Saskatchewan	D	-2.87	0.90	FFIV	F5 Networks	A	2.29	0.90
2012-02-01	VMED	Virgin Media Inc.	D	-2.86	0.70	DLTR	Dollar Tree	A	3.00	0.70
2012-02-01	ORA	Orange	D	-2.89	0.00	JWN	Nordstrom	A	2.29	0.00
2012-02-01	IBN	Icici Bank Adr	D	-2.88	0.00	FITB	Fifth Third Bancorp	A	2.24	0.00
2012-02-01	CVE	Cenovus Energy	C	-1.83	0.10	TJX	Tjx Companies	A	2.29	0.10
2012-02-01	NG.	National Grid	C	-1.84	0.30	AKAM	Akamai Technologies	A	2.29	0.30
2012-02-01	C	Citigroup	D	-2.90	0.90	AOC	Aon plc	A	2.23	0.90
2012-02-01	SESG	Ses	D	-2.84	0.20	BBBY	Bed Bath & Beyond	A	2.29	0.20
2012-02-01	EXC	Exelon	C	-1.85	0.20	AES	Aes	A	2.23	0.20
2012-02-01	GFTU	Grafton	D	-2.88	0.10	LEN	Lennar	A	2.29	0.10
2012-02-01	HSP	Hospira	D	-2.90	0.20	PRGO	Perrigo Company plc	A	2.29	0.20

Date	Ticker	Name	R	SM	W (%)	Ticker	Name	R	SM	W (%)
2012-02-01	PHR	Pharol	D	-2.94	0.10					
2012-02-01	ARNC	Arconic	D	-2.91	0.40					
2012-02-01	BHGE	Baker Hughes, A Ge	D	-2.90	0.60	HP	Helmerich & Payne	A	2.27	0.60
2012-03-01	QBE	Qbe Insurance	D	-2.89	0.10	AZO	Autozone	A	2.54	0.10
2012-03-01	KPN	Koninklijke Kpn	D	-2.89	0.40	MJN	Mead Johnson Nutrition	A	2.50	0.40
2012-03-01	FSLR	First Solar	D	-2.97	0.10					
2012-03-01	FLIR	Flir Systems	D	-2.88	0.40	GR	Goodrich	A	2.79	0.40
2012-03-01	ENGI	Engie	D	-2.89	0.10	RL	Ralph Lauren	A	2.41	0.10
2012-03-01	CCL	Coca-cola Amatil	C	-1.84	0.30	PHM	Pultegroup	A	2.40	0.30
2012-03-01	GLW	Corning	D	-2.85	0.30	MU	Micron Technology	A	2.34	0.30
2012-03-01	NEM	Newmont Mining	C	-1.86	0.30	EMN	Eastman Chemical	A	2.25	0.30
2012-03-01	ORCL	Oracle	D	-2.86	0.90	QCOM	Qualcomm	A	2.33	0.90
2012-03-01	PPL	Ppl	C	-1.84	0.20	NI	Nisource	A	2.51	0.20
2012-03-01	SJR.B	Shaw Communications	D	-2.85	0.30	CBS	Cbs	A	2.38	0.30
2012-03-01	AMZN	Amazon.com	C	-1.88	1.10	WFM	Whole Foods Market	A	3.00	1.10
2012-03-01	NYCB	New York Community Bancorp	D	-2.84	0.20	PSA	Public Storage	A	2.47	0.20
2012-03-01	VRTX	Vertex Pharmaceuticals	D	-2.88	0.20	BIIB	Biogen	A	2.43	0.20
2012-03-01	ARM	Arm Holdings	C	-1.86	0.10	HOG	Harley-davidson	A	2.37	0.10
2012-03-01	AMP	Amp	D	-2.85	0.20	GWW	Ww Grainger	A	2.36	0.20
2012-03-01	GS	Goldman Sachs	D	-2.88	0.50	MA	Mastercard	A	2.36	0.50
2012-03-01	TLM	Talisman Energy	D	-2.91	0.30					
2012-03-01	CNX	Consol Energy	D	-2.89	0.30	CF	Cf Industries	A	2.24	0.30
2012-03-01	9984	Softbank	D	-2.88	0.30	VFC	Vf	A	2.35	0.30
2012-03-01	CTRP	Ctrip.com International Adr	D	-2.91	0.10					
2012-03-01	POT	Potash Corporation Of Saskatchewan	D	-2.87	0.80	PRGO	Perrigo Company plc	A	2.32	0.80
2012-03-01	CAH	Cardinal Health	D	-2.85	0.60	DLTR	Dollar Tree	A	3.00	0.60
2012-03-01	ORA	Orange	D	-2.89	0.00	AKAM	Akamai Technologies	A	2.32	0.00
2012-03-01	C	Citigroup	D	-2.89	0.90	RF	Regions Financial	A	2.32	0.90
2012-03-01	322	Tingyi (cayman Islands)	C	-1.84	0.30	HAR	Harman Ind Inc	A	2.32	0.30
2012-03-01	SESG	Ses	D	-2.84	0.20	MMI	Motorola Mobility Holdings	A	2.31	0.20
2012-03-01	EXC	Exelon	D	-2.86	0.20	D	Dominion Resources	A	2.31	0.20
2012-03-01	PHR	Pharol	D	-2.94	0.10					
2012-03-01	ARNC	Arconic	D	-2.91	0.40					
2012-03-01	BHGE	Baker Hughes, A Ge	D	-2.89	0.60	MRO	Marathon Oil	A	2.48	0.60
2012-04-02	KPN	Koninklijke Kpn	D	-2.89	0.40	WFM	Whole Foods Market	A	3.00	0.40
2012-04-02	FSLR	First Solar	D	-2.98	0.10					
2012-04-02	CSX	Csx	C	-1.83	0.30	GR	Goodrich	A	2.79	0.30
2012-04-02	FLIR	Flir Systems	D	-2.89	0.40	GWW	Ww Grainger	A	2.37	0.40
2012-04-02	ENGI	Engie	D	-2.89	0.10	DLTR	Dollar Tree	A	3.00	0.10
2012-04-02	NFX	Newfield Exploration	D	-2.92	0.10					
2012-04-02	JCI	Johnson Controls	C	-1.84	0.30	MJN	Mead Johnson Nutrition	A	2.54	0.30
2012-04-02	NEM	Newmont Mining	C	-1.88	0.30	X	United States Steel	A	2.25	0.30
2012-04-02	PPL	Ppl	C	-1.84	0.20	NI	Nisource	A	2.52	0.20
2012-04-02	AZN	Astrazeneca	D	-2.85	0.20	AZO	Autozone	A	2.54	0.20
2012-04-02	ARM	Arm Holdings	C	-1.84	0.20	PSA	Public Storage	A	2.48	0.20
2012-04-02	CNX	Consol Energy	D	-2.89	0.30	EMN	Eastman Chemical	A	2.25	0.30
2012-04-02	9984	Softbank	D	-2.88	0.30	BIIB	Biogen	A	2.46	0.30
2012-04-02	CTRP	Ctrip.com International Adr	D	-2.93	0.10					
2012-04-02	ORA	Orange	D	-2.89	0.00	CBS	Cbs	A	2.42	0.00
2012-04-02	322	Tingyi (cayman Islands)	C	-1.84	0.20	PHM	Pultegroup	A	2.41	0.20
2012-04-02	EXC	Exelon	D	-2.86	0.20	D	Dominion Resources	A	2.31	0.20
2012-04-02	RDS.B	Royal Dutch Shell Adr	C	-1.84	1.00	MRO	Marathon Oil	A	2.45	1.00
2012-04-02	BHGE	Baker Hughes, A Ge	D	-2.91	0.40					

Date	Ticker	Name	R	SM	W (%)	Ticker	Name	R	SM	W (%)
2012-05-01	KPN	Koninklijke Kpn	D	-2.91	0.30					
2012-05-01	FSLR	First Solar	D	-2.98	0.10					
2012-05-01	CSX	Csx	C	-1.83	0.30	GR	Goodrich	A	2.79	0.30
2012-05-01	MCHP	Microchip Technology	C	-1.85	0.20	QCOM	Qualcomm	A	2.33	0.20
2012-05-01	FLIR	Flir Systems	D	-2.90	0.30	GWW	Ww Grainger	A	2.36	0.30
2012-05-01	ENGI	Engie	D	-2.90	0.00					
2012-05-01	NFX	Newfield Exploration	D	-2.92	0.10					
2012-05-01	JCI	Johnson Controls	C	-1.84	0.30	FOSL	Fossil	A	3.00	0.30
2012-05-01	NEM	Newmont Mining	D	-2.89	0.30	EMN	Eastman Chemical	A	2.26	0.30
2012-05-01	NUE	Nucor	C	-1.86	0.10	CF	Cf Industries	A	2.25	0.10
2012-05-01	PPL	Ppl	C	-1.85	0.20	NI	Nisource	A	2.54	0.20
2012-05-01	AZN	Astrazeneca	D	-2.85	0.20	WFM	Whole Foods Market	A	3.00	0.20
2012-05-01	ARM	Arm Holdings	D	-2.87	0.10	DLTR	Dollar Tree	A	3.00	0.10
2012-05-01	CNX	Consol Energy	D	-2.89	0.30	PPG	Ppg Industries	A	2.25	0.30
2012-05-01	9984	Softbank	D	-2.88	0.30	AZO	Autozone	A	2.57	0.30
2012-05-01	CTRP	Ctrip.com International Adr	D	-2.93	0.10					
2012-05-01	POT	Potash Corporation Of Saskatchewan	D	-2.85	0.60	BIIB	Biogen	A	2.48	0.60
2012-05-01	ORA	Orange	D	-2.90	0.00					
2012-05-01	322	Tingyi (cayman Islands)	C	-1.86	0.20	PHM	Pultegroup	A	2.47	0.20
2012-05-01	1068	China Yurun Food	D	-2.88	0.00	CBS	Cbs	A	2.42	0.00
2012-05-01	STLD	Steel Dynamics	C	-1.86	0.10	ARG	Airgas Inc	A	2.24	0.10
2012-05-01	EXC	Exelon	D	-2.86	0.20	D	Dominion Resources	A	2.32	0.20
2012-05-01	JOY	Joy Global	D	-2.87	0.30	MAS	Masco	A	2.34	0.30
2012-05-01	CSE	CapitalSource	C	-1.84	0.10	PSA	Public Storage	A	2.50	0.10
2012-05-01	GM	General Motors	C	-1.85	0.20	MJN	Mead Johnson Nutrition	A	2.54	0.20
2012-05-01	RDS.B	Royal Dutch Shell Adr	C	-1.84	1.00	MRO	Marathon Oil	A	2.42	1.00
2012-05-01	RDS.A	Royal Dutch Shell Adr	C	-1.84	0.60	SUN	Sunoco	A	2.33	0.60
2012-05-01	ARNC	Arconic	D	-2.84	0.30	AVY	Avery Dennison	A	2.23	0.30
2012-05-01	BHGE	Baker Hughes, A Ge	D	-2.91	0.40					
2012-06-01	DNB	Dun & Bradstreet	C	-1.87	0.00	WFM	Whole Foods Market	A	3.00	0.00
2012-06-01	HES	Hess	D	-2.89	0.30	SUN	Sunoco	A	2.31	0.30
2012-06-01	KPN	Koninklijke Kpn	D	-2.90	0.40	WYN	Wyndham Worldwide	A	2.29	0.40
2012-06-01	SU	Suncor Energy	D	-2.88	1.30	ORLY	O'reilly Automotive	A	2.28	1.30
2012-06-01	CS	Axa	D	-2.89	0.00	JWN	Nordstrom	A	2.27	0.00
2012-06-01	SIE	Siemens	D	-2.86	0.30	GPS	Gap	A	2.27	0.30
2012-06-01	VK	Vallourec	D	-2.91	0.10					
2012-06-01	CAT	Caterpillar	C	-1.88	0.20	GR	Goodrich	A	2.79	0.20
2012-06-01	FSLR	First Solar	D	-2.99	0.10					
2012-06-01	CLF	Cliffs Natural Resources	D	-2.90	0.30	PPG	Ppg Industries	A	2.23	0.30
2012-06-01	CSX	Csx	C	-1.85	0.30	GWW	Ww Grainger	A	2.32	0.30
2012-06-01	CMI	Cummins	C	-1.88	0.30	SHW	Sherwin-williams	A	2.30	0.30
2012-06-01	MCHP	Microchip Technology	D	-2.87	0.20	QCOM	Qualcomm	A	2.29	0.20
2012-06-01	FLIR	Flir Systems	D	-2.90	0.30					
2012-06-01	BWA	Borgwarner	C	-1.87	0.20	FOSL	Fossil	A	3.00	0.20
2012-06-01	JEF	Jefferies	C	-1.89	0.30	PSA	Public Storage	A	2.46	0.30
2012-06-01	ENGI	Engie	D	-2.91	0.00					
2012-06-01	NFX	Newfield Exploration	D	-2.94	0.00					
2012-06-01	GLW	Corning	D	-2.85	0.30	IBM	IBM	A	2.26	0.30
2012-06-01	JCI	Johnson Controls	C	-1.86	0.30	MJN	Mead Johnson Nutrition	A	2.50	0.30
2012-06-01	LLTC	Linear Technology	C	-1.86	0.10	AKAM	Akamai Technologies	A	2.25	0.10
2012-06-01	MCD	Mcdonald's	C	-1.86	0.30	DLTR	Dollar Tree	A	3.00	0.30
2012-06-01	MUR	Murphy Oil	D	-2.88	0.30	WMB	Williams Companies	A	2.25	0.30
2012-06-01	NBL	Noble Energy	C	-1.87	0.30	XOM	Exxon Mobil	A	2.23	0.30
2012-06-01	NEM	Newmont Mining	D	-2.88	0.30	ARG	Airgas Inc	A	2.22	0.30

Date	Ticker	Name	R	SM	W (%)	Ticker	Name	R	SM	W (%)
2012-06-01	NUE	Nucor	C	-1.87	0.10	CF	Cf Industries	A	2.21	0.10
2012-06-01	ORCL	Oracle	D	-2.86	1.10	NVLS	Novellus Systems	A	2.25	1.10
2012-06-01	OXY	Occidental Petroleum	D	-2.88	0.80	TSO	Tesoro	A	2.21	0.80
2012-06-01	COP	Conocophillips	D	-2.86	0.90	RRC	Range Resources	A	2.17	0.90
2012-06-01	PCAR	Paccar	D	-2.87	0.10	ROP	Roper Technologies	A	2.30	0.10
2012-06-01	PG	Procter & Gamble	C	-1.85	0.20	PHM	Pultegroup	A	2.39	0.20
2012-06-01	PH	Parker-hannifin	C	-1.86	1.20	MAS	Masco	A	2.29	1.20
2012-06-01	PPL	Ppl	D	-2.85	0.20	NI	Nisource	A	2.52	0.20
2012-06-01	PBR	Petroleo Brasileiro Sa - Petrobras Adr	D	-2.90	0.10	ALXN	Alexion Pharmaceuticals	A	2.89	0.10
2012-06-01	SLB	Schlumberger	D	-2.87	0.20	BIIB	Biogen	A	2.46	0.20
2012-06-01	CRH	Crh	C	-1.87	0.20	LO	Lorillard	A	2.27	0.20
2012-06-01	LHN	Lafargeholcim	C	-1.87	0.00	NWL	Newell Brands	A	2.26	0.00
2012-06-01	CWB	Canadian Western Bank	D	-2.86	0.10	AGN	Allergan	A	2.25	0.10
2012-06-01	AZN	Astrazeneca	D	-2.86	0.20	BEAM	Beam Inc	A	2.25	0.20
2012-06-01	ARM	Arm Holdings	D	-2.87	0.20	SNI	Scripps Networks Interactive	A	2.25	0.20
2012-06-01	AMP	Amp	D	-2.85	0.30	IPG	Interpublic Group Of Companies	A	2.24	0.30
2012-06-01	TLM	Talisman Energy	D	-2.87	0.30	HSY	The Hershey	A	2.24	0.30
2012-06-01	CNX	Consol Energy	D	-2.91	0.20	ESRX	Express Scripts	A	2.24	0.40
2012-06-01	9984	Softbank	D	-2.88	0.40	CBS	Cbs	A	2.38	0.30
2012-06-01	OII	Oceaneering International	C	-1.87	0.30					
2012-06-01	CTRP	Ctrip.com International Adr	D	-2.94	0.10					
2012-06-01	POT	Potash Corporation Of Saskatchewan	D	-2.86	0.60	BAC	Bank Of America	A	2.23	0.60
2012-06-01	IMO	Imperial Oil	C	-1.86	0.40	IVZ	Invesco	A	2.23	0.40
2012-06-01	VMED	Virgin Media Inc.	D	-2.86	0.70	AZO	Autozone	A	2.53	0.70
2012-06-01	XEC	Cimarex Energy	D	-2.90	0.50	TJX	Tjx Companies	A	2.34	0.50
2012-06-01	1605	Impex	D	-2.89	0.00	CINF	Cincinnati Financial	A	2.23	0.00
2012-06-01	ORA	Orange	D	-2.90	0.00	RF	Regions Financial	A	2.32	0.00
2012-06-01	IBN	Icici Bank Adr	D	-2.88	0.00	FFIV	F5 Networks	A	2.23	0.10
2012-06-01	RIO	Rio Tinto	D	-2.88	0.10	LEN	Lennar	A	2.33	0.50
2012-06-01	DNR	Denbury Resources	C	-1.88	0.50	EFX	Equifax	A	2.24	1.10
2012-06-01	C	Citigroup	C	-1.89	1.10	BBT	Bb&t	A	2.23	0.20
2012-06-01	322	Tingyi (cayman Islands)	D	-2.88	0.20	CBE	Cooper Industries	A	2.26	0.20
2012-06-01	SRCL	Stericycle	C	-1.84	0.20	AVY	Avery Dennison	A	2.20	0.10
2012-06-01	1068	China Yurun Food	D	-2.90	0.00	D	Dominion Resources	A	2.32	0.20
2012-06-01	STLD	Steel Dynamics	D	-2.89	0.10	TXT	Textron	A	2.25	0.30
2012-06-01	EXC	Exelon	D	-2.87	0.20	VFC	Vf	A	2.32	0.80
2012-06-01	JOY	Joy Global	D	-2.90	0.30	PCLN	The Priceline	A	2.23	0.10
2012-06-01	CVX	Chevron	C	-1.86	0.80	ALL	Allstate	A	2.24	0.10
2012-06-01	GFTU	Grafton	C	-1.87	0.10	HOG	Harley-davidson	A	2.36	0.20
2012-06-01	CSE	CapitalSource	C	-1.86	0.10	FHN	First Horizon National	A	2.24	0.00
2012-06-01	GM	General Motors	D	-2.86	0.20		International			
2012-06-01	HDB	Hdfc Bank Adr	C	-1.87	0.00	IFF	Flavors & Fragrances	A	2.17	0.40
2012-06-01	TS	Tenaris Adr	C	-1.88	0.40	VRSN	Verisign	A	2.23	0.10
2012-06-01	HBM	Hudbay Minerals	D	-2.90	0.10	TSS	Total System Services	A	2.23	0.80
2012-06-01	CPG	Crescent Point Energy	D	-2.86	0.80	CERN	Cerner	A	2.23	0.20
2012-06-01	1398	Industrial And Commercial Bank Of China	C	-1.86	0.20	PRGO	Perrigo Company plc	A	2.31	1.00
2012-06-01	RDS.B	Royal Dutch Shell Adr	D	-2.86	1.00	DHI	D.r. Horton	A	2.30	0.50
2012-06-01	RDS.A	Royal Dutch Shell Adr	D	-2.86	0.50	ROST	Ross Stores	A	2.30	0.50
2012-06-01	CXO	Concho Resources	C	-1.88	0.50	PKI	Perkinelmer	A	2.25	0.30
2012-06-01	TEL	Te Connectivity	C	-1.86	0.30	APD	Air Products & Chemicals	A	2.17	0.30
2012-06-01	ARNC	Arconic	D	-2.87	0.30					
2012-06-01	BHGE	Baker Hughes, A Ge	D	-2.92	0.40					

Date	Ticker	Name	R	SM	W (%)	Ticker	Name	R	SM	W (%)
2012-07-02	ADI	Analog Devices	C	-1.85	0.30	AKAM	Akamai Technologies	A	2.28	0.30
2012-07-02	KPN	Koninklijke Kpn	D	-2.90	0.40	ROST	Ross Stores	A	2.31	0.40
2012-07-02	SU	Suncor Energy	D	-2.87	1.30	LO	Lorillard	A	2.30	1.30
2012-07-02	CS	Axa	D	-2.87	0.00	GPS	Gap	A	2.30	0.00
2012-07-02	SIE	Siemens	D	-2.86	0.20	JWN	Nordstrom	A	2.29	0.20
2012-07-02	AVP	Avon Products	D	-2.88	0.00	MNST	Monster Beverage	A	3.00	0.00
2012-07-02	CAT	Caterpillar	D	-2.88	0.20	GR	Goodrich	A	2.80	0.20
2012-07-02	CLF	Cliffs Natural Resources	D	-2.89	0.40	CF	Cf Industries	A	2.25	0.40
2012-07-02	CMI	Cummins	C	-1.87	0.30	MAS	Masco	A	2.34	0.30
2012-07-02	FLIR	Flir Systems	D	-2.91	0.20					
2012-07-02	EMC	EMC Corp	C	-1.86	0.90	CTXS	Citrix Systems	A	2.27	0.90
2012-07-02	BWA	Borgwarner	C	-1.88	0.20	MJN	Mead Johnson Nutrition	A	2.51	0.20
2012-07-02	FAST	Fastenal	C	-1.88	0.50	GWW	Ww Grainger	A	2.32	0.50
2012-07-02	JEF	Jefferies	C	-1.89	0.30	PSA	Public Storage	A	2.50	0.30
2012-07-02	ENGI	Engie	D	-2.89	0.10	NX	Twenty-First Century Fox Inc	A	2.28	0.10
2012-07-02	GD	General Dynamics	D	-2.85	0.20	SHW	Sherwin-williams	A	2.32	0.20
2012-07-02	GLW	Corning	D	-2.85	0.30	VRSN	Verisign	A	2.26	0.30
2012-07-02	KMX	Carmax	D	-2.88	0.00	WFM	Whole Foods Market	A	3.00	0.00
2012-07-02	JCI	Johnson Controls	D	-2.87	0.30	PHM	Pultegroup	A	2.51	0.30
2012-07-02	K	Kellogg	D	-2.85	0.30	LEN	Lennar	A	2.41	0.30
2012-07-02	DGX	Quest Diagnostics	C	-1.84	0.50	ALXN	Alexion Pharmaceuticals	A	3.00	0.50
2012-07-02	LLTC	Linear Technology	C	-1.85	0.10	TDC	Teradata	A	2.25	0.10
2012-07-02	MUR	Murphy Oil	D	-2.87	0.30	SUN	Sunoco	A	2.32	0.30
2012-07-02	NBL	Noble Energy	D	-2.87	0.20	WMB	Williams Companies	A	2.25	0.20
2012-07-02	NEM	Newmont Mining	D	-2.89	0.30	PPG	Ppg Industries	A	2.24	0.30
2012-07-02	NUE	Nucor	C	-1.86	0.10	ARG	Airgas Inc	A	2.22	0.10
2012-07-02	OXY	Occidental Petroleum	D	-2.86	0.80	XOM	Exxon Mobil	A	2.25	0.80
2012-07-02	COP	Conocophillips	D	-2.85	0.80	TSO	Tesoro	A	2.23	0.80
2012-07-02	PCAR	Paccar	D	-2.87	0.10	ROP	Roper Technologies	A	2.30	0.10
2012-07-02	PG	Procter & Gamble	C	-1.85	0.20	DHI	D.r. Horton	A	2.37	0.20
2012-07-02	PH	Parker-hannifin	C	-1.86	1.10	TXT	Textron	A	2.27	1.10
2012-07-02	PPL	Ppl	D	-2.84	0.20	NI	Nisource	A	2.53	0.20
2012-07-02	PBR	Petroleo Brasileiro Sa - Petrobras Adr	D	-2.90	0.10	RRC	Range Resources	A	2.19	0.10
2012-07-02	SJR.B	Shaw Communications	D	-2.85	0.30	AGN	Allergan	A	2.27	0.30
2012-07-02	CRH	Crh	C	-1.85	0.20	NWL	Newell Brands	A	2.27	0.20
2012-07-02	AGK	Aggreko New York	C	-1.85	0.50	S	Sprint Nextel	A	2.27	0.50
2012-07-02	NYCB	Community Bancorp	C	-1.85	0.10	RF	Regions Financial	A	2.38	0.10
2012-07-02	LHN	Lafargeholcim	C	-1.86	0.00	STZ	Constellation Brands	A	2.27	0.00
2012-07-02	CWB	Canadian Western Bank	D	-2.85	0.10	BEAM	Beam Inc	A	2.27	0.10
2012-07-02	FP	Total	D	-2.86	0.20	SNI	Scripps Networks Interactive	A	2.27	0.20
2012-07-02	ARM	Arm Holdings	D	-2.87	0.20	IPG	Interpublic Group Of Companies	A	2.26	0.20
2012-07-02	AMP	Amp	D	-2.85	0.30	DVA	Davita	A	2.26	0.30
2012-07-02	AVGO	Avago Technologies	C	-1.85	0.80	CERN	Cerner	A	2.25	0.80
2012-07-02	GS	Goldman Sachs	C	-1.87	0.30	EFX	Equifax	A	2.27	0.30
2012-07-02	TLM	Talisman Energy	D	-2.86	0.30	ORLY	O'reilly Automotive	A	2.26	0.30
2012-07-02	CNX	Consol Energy	D	-2.91	0.30					
2012-07-02	OII	Oceaneering International	C	-1.86	0.30	COG	Cabot Oil & Gas	B	1.21	0.30
2012-07-02	CTRP	Ctrip.com International Adr	D	-2.95	0.10					
2012-07-02	IMO	Imperial Oil	C	-1.85	0.30	HSY	The Hershey	A	2.26	0.30
2012-07-02	XEC	Cimarex Energy	D	-2.89	0.50	EQT	Eqt	B	1.20	0.50
2012-07-02	1605	Inpex	D	-2.89	0.00	ESRX	Express Scripts	A	2.26	0.00
2012-07-02	ORA	Orange	D	-2.90	0.00	PCLN	The Priceline	A	2.26	0.00
2012-07-02	RIO	Rio Tinto	D	-2.87	0.10	CINF	Cincinnati Financial	A	2.25	0.10

Date	Ticker	Name	R	SM	W (%)	Ticker	Name	R	SM	W (%)
2012-07-02	MCO	Moody's	C	-1.86	0.30	BAC	Bank Of America	A	2.27	0.30
2012-07-02	DNR	Denbury Resources	D	-2.88	0.50	VLO	Valero Energy	B	1.20	0.50
2012-07-02	AET	Aetna	C	-1.87	0.10	BIIB	Biogen	A	2.53	0.10
2012-07-02	DTV	DIRECTV	C	-1.84	0.30	DLTR	Dollar Tree	A	3.00	0.30
2012-07-02	C	Citigroup	C	-1.88	1.40	AIG	American International	A	2.26	1.40
2012-07-02	SESG	Ses	C	-1.84	0.20	CCI	Crown Castle Intl Corp	A	2.25	0.20
2012-07-02	HON	Honeywell International	C	-1.85	0.40	CBE	Cooper Industries	A	2.26	0.40
2012-07-02	STLD	Steel Dynamics	D	-2.87	0.10	EMN	Eastman Chemical	A	2.19	0.10
2012-07-02	EXC	Exelon	D	-2.86	0.20	D	Dominion Resources	A	2.33	0.20
2012-07-02	RYAAY	Ryanair Adr	C	-1.86	0.10	AZO	Autozone	A	2.52	0.10
2012-07-02	CE	Celanese	D	-2.89	0.40	AVY	Avery Dennison	A	2.19	0.40
2012-07-02	JOY	Joy Global	D	-2.90	0.10					
2012-07-02	CVX	Chevron	C	-1.84	0.90	CBS	Cbs	A	2.42	0.90
2012-07-02	GFTU	Grafton	C	-1.86	0.10	EW	Edwards Lifesciences	A	2.25	0.10
2012-07-02	CSE	CapitalSource	C	-1.84	0.10	ALL	Allstate	A	2.26	0.10
2012-07-02	GM	General Motors	D	-2.88	0.20	HOG	Harley-davidson	A	2.35	0.20
2012-07-02	HDB	Hdfc Bank Adr	C	-1.84	0.00	FHN	First Horizon National International	A	2.26	0.00
2012-07-02	TS	Tenaris Adr	D	-2.86	0.40	IFF	Flavors & Fragrances	A	2.17	0.40
2012-07-02	HBM	Hudbay Minerals	D	-2.89	0.10	DFS	Discover Financial Services	A	2.25	0.10
2012-07-02	CPG	Crescent Point Energy	D	-2.87	0.70	BBT	Bb&t	A	2.25	0.70
2012-07-02	1398	Industrial And Commercial Bank Of China	D	-2.87	0.10	TMK	Torchmark	A	2.25	0.10
2012-07-02	CNO	Cno Financial	C	-1.84	0.20	FII	Federated Investors	A	2.26	0.20
2012-07-02	RDS.B	Royal Dutch Shell Adr	D	-2.85	1.00	TJX	Tjx Companies	A	2.36	1.00
2012-07-02	RDS.A	Royal Dutch Shell Adr	D	-2.85	0.60	PRGO	Perrigo Company plc	A	2.36	0.60
2012-07-02	CXO	Concho Resources	C	-1.88	0.50	WYN	Wyndham Worldwide	A	2.33	0.50
2012-07-02	TEL	Te Connectivity	C	-1.86	0.30	TSS	Total System Services	A	2.25	0.30
2012-07-02	KMI	Kinder Morgan	C	-1.86	0.80	VFC	Vf	A	2.31	0.80
2012-07-02	GOOGL	Alphabet	C	-1.86	1.20	KLAC	Kla-tencor	A	2.24	1.20
2012-07-02	ARNC	Arconic	D	-2.86	0.30	MOS	The Mosaic	B	1.20	0.30
2012-07-02	BHGE	Baker Hughes, A Ge	D	-2.91	0.40					
2012-08-01	APH	Amphenol	C	-1.84	0.60	GWW	Ww Grainger	A	2.35	0.60
2012-08-01	ADI	Analog Devices	C	-1.84	0.40	AKAM	Akamai Technologies	A	2.31	0.40
2012-08-01	KPN	Koninklijke Kpn	D	-2.91	0.30					
2012-08-01	AON	Aon	C	-1.85	0.40	PSA	Public Storage	A	2.52	0.40
2012-08-01	CS	Axa	D	-2.87	0.00	ROST	Ross Stores	A	2.32	0.00
2012-08-01	SIE	Siemens	D	-2.86	0.20	WYN	Wyndham Worldwide	A	2.32	0.20
2012-08-01	AVP	Avon Products	D	-2.88	0.00	PHM	Pultegroup	A	2.52	0.00
2012-08-01	MGGT	Meggitt	C	-1.84	0.20	GPS	Gap	A	2.32	0.20
2012-08-01	CAT	Caterpillar	D	-2.88	0.20	SHW	Sherwin-williams	A	2.32	0.20
2012-08-01	CLF	Cliffs Natural Resources	D	-2.91	0.30					
2012-08-01	CMI	Cummins	C	-1.88	0.30	ROP	Roper Technologies	A	2.31	0.30
2012-08-01	DD	E.i. Du Pont De Nemours	C	-1.85	0.70	CF	Cf Industries	A	2.25	0.70
2012-08-01	DOW	Dow Chemical	C	-1.86	1.60	PPG	Ppg Industries	A	2.25	1.60
2012-08-01	FLIR	Flir Systems	D	-2.91	0.20					
2012-08-01	EMC	EMC Corp	C	-1.85	0.90	VRSN	Verisign	A	2.27	0.90
2012-08-01	BWA	Borgwarner	C	-1.87	0.20	MJN	Mead Johnson Nutrition	A	2.46	0.20
2012-08-01	FAST	Fastenal	C	-1.87	0.50	MAS	Masco	A	2.29	0.50
2012-08-01	JEF	Jefferies	D	-2.90	0.30	RF	Regions Financial	A	2.38	0.30
2012-08-01	ENGI	Engie	D	-2.90	0.10	JWN	Nordstrom	A	2.31	0.10

Date	Ticker	Name	R	SM	W (%)	Ticker	Name	R	SM	W (%)
2012-08-01	ISRG	Intuitive Surgical	C	-1.86	0.20	ALXN	Alexion Pharmaceuticals	A	3.00	0.20
2012-08-01	GD	General Dynamics	D	-2.86	0.10	TXT	Textron	A	2.28	0.10
2012-08-01	GLW	Corning	D	-2.87	0.30	WDC	Western Digital	A	2.27	0.30
2012-08-01	KMX	Carmax	D	-2.87	0.00	WFM	Whole Foods Market	A	3.00	0.00
2012-08-01	JCI	Johnson Controls	D	-2.88	0.20	LEN	Lennar	A	2.38	0.20
2012-08-01	K	Kellogg Taiwan	D	-2.85	0.30	VFC	Vf	A	2.34	0.30
2012-08-01	2330	Semiconductor Manufacturing	C	-1.85	0.40	NX	Twenty-First Century Fox Inc	A	2.28	0.40
2012-08-01	LLTC	Linear Technology	C	-1.84	0.10	KLAC	Kla-tencor	A	2.25	0.10
2012-08-01	NBL	Noble Energy	D	-2.86	0.30	SUN	Sunoco	A	2.32	0.30
2012-08-01	NEM	Newmont Mining	D	-2.90	0.20	MOS	The Mosaic	A	2.21	0.20
2012-08-01	NUE	Nucor	C	-1.86	0.10	EMN	Eastman Chemical	A	2.20	0.10
2012-08-01	OXY	Occidental Petroleum	D	-2.86	0.80	MPC	Marathon Petroleum	A	2.29	0.80
2012-08-01	PCAR	Paccar	D	-2.86	0.10	CBE	Cooper Industries	A	2.27	0.10
2012-08-01	CB	Chubb	C	-1.84	0.90	ALL	Allstate	A	2.27	0.90
2012-08-01	PG	Procter & Gamble	C	-1.84	0.20	DHI	D.r. Horton	A	2.34	0.20
2012-08-01	PH	Parker-hannifin	C	-1.85	1.20	CTAS	Cintas	A	2.25	1.20
2012-08-01	PNC	Pnc Financial Services	C	-1.85	0.90	CCI	Crown Castle Intl Corp	A	2.26	0.90
2012-08-01	PBR	Petroleo Brasileiro Sa - Petrobras Adr	D	-2.89	0.10	WMB	Williams Companies	A	2.28	0.10
2012-08-01	SJR.B	Shaw Communications	D	-2.84	0.30	STZ	Constellation Brands	A	2.27	0.30
2012-08-01	SIAL	Sigma Aldrich	C	-1.85	0.20	AVY	Avery Dennison	B	1.18	0.20
2012-08-01	AGK	Aggreko	C	-1.85	0.50	DVA	Davita	A	2.27	0.50
2012-08-01	LHN	Lafargeholcim	C	-1.85	0.00	ESRX	Express Scripts	A	2.27	0.00
2012-08-01	CWB	Canadian Western Bank	D	-2.85	0.10	BEAM	Beam Inc	A	2.26	0.10
2012-08-01	AMP	Amp	D	-2.85	0.30	NWL	Newell Brands	A	2.26	0.30
2012-08-01	FD	Macy's	C	-1.86	0.40	DLTR	Dollar Tree	A	3.00	0.40
2012-08-01	AVGO	Avago Technologies	C	-1.84	0.80	TDC	Teradata	A	2.23	0.80
2012-08-01	GS	Goldman Sachs	D	-2.87	0.30	EFX	Equifax	A	2.26	0.30
2012-08-01	IFX	Infineon Technologies	D	-2.88	0.20	HSY	The Hershey	A	2.26	0.20
2012-08-01	PX	Praxair	C	-1.85	0.50	NI	Nisource	A	2.54	0.50
2012-08-01	CNX	Consol Energy	D	-2.91	0.30					
2012-08-01	OII	Oceaneering International	C	-1.84	0.30	XOM	Exxon Mobil	A	2.26	0.30
2012-08-01	SBUX	Starbucks	C	-1.88	0.70	AZO	Autozone	A	2.52	0.70
2012-08-01	CTRP	Ctrip.com International Adr	D	-2.96	0.10					
2012-08-01	IMO	Imperial Oil	C	-1.85	0.40	AMGN	Amgen	A	2.25	0.40
2012-08-01	XEC	Cimarex Energy	D	-2.89	0.60	TSO	Tesoro	A	2.25	0.60
2012-08-01	1605	Inpex	D	-2.89	0.00	TWC	Time Warner Cable Inc.	A	2.25	0.00
2012-08-01	ORA	Orange	D	-2.89	0.00	SNI	Scripps Networks Interactive	A	2.25	0.00
2012-08-01	RIO	Rio Tinto	D	-2.87	0.10	LTD	L Brands	A	2.25	0.10
2012-08-01	HPT	Hospitality Properties Trust	C	-1.85	0.00	DFS	Discover Financial Services	A	2.26	0.00
2012-08-01	MCO	Moody's	C	-1.84	0.30	AIG	American International	A	2.26	0.30
2012-08-01	DNR	Denbury Resources	D	-2.88	0.50	VLO	Valero Energy	A	2.22	0.50
2012-08-01	AET	Aetna	C	-1.88	0.10	BIIB	Biogen	A	2.52	0.10
2012-08-01	C	Citigroup	D	-2.88	1.30	BBT	Bb&t	A	2.25	1.30
2012-08-01	HON	Honeywell International	C	-1.84	0.40	PKI	Perkinelmer	A	2.24	0.40
2012-08-01	STLD	Steel Dynamics	D	-2.86	0.10	PRGO	Perrigo Company plc	A	2.34	0.10
2012-08-01	RYAAY	Ryanair Adr	C	-1.87	0.10	CBS	Cbs	A	2.42	0.10
2012-08-01	CE	Celanese	D	-2.88	0.40	S	Sprint Nextel	A	2.34	0.40
2012-08-01	JOY	Joy Global	D	-2.91	0.10					
2012-08-01	GFTU	Grafton	C	-1.86	0.10	SPG	Simon Property	A	2.25	0.10
2012-08-01	GM	General Motors	D	-2.88	0.20	LO	Lorillard	A	2.29	0.20
2012-08-01	HDB	Hdfc Bank Adr	C	-1.84	0.00	CINF	Cincinnati Financial	A	2.25	0.00
2012-08-01	HBM	Hudbay Minerals	D	-2.89	0.10	TMK	Torchmark	A	2.25	0.10
2012-08-01	CPG	Crescent Point Energy	D	-2.86	0.70	WMT	Wal-mart Stores	A	2.24	0.70

Date	Ticker	Name	R	SM	W (%)	Ticker	Name	R	SM	W (%)
2012-08-01	1398	Industrial And Commercial Bank Of China	D	-2.87	0.10	FHN	First Horizon National	A	2.24	0.10
2012-08-01	RDS.B	Royal Dutch Shell Adr	C	-1.84	1.00	COG	Cabot Oil & Gas	A	2.22	1.00
2012-08-01	CMG	Chipotle Mexican Grill	C	-1.89	0.20	TJX	Tjx Companies	A	2.37	0.20
2012-08-01	CXO	Concho Resources	C	-1.87	0.50	ESV	Ensco	A	2.22	0.50
2012-08-01	TEL	Te Connectivity	C	-1.85	0.30	TYC	Tyco International	A	2.24	0.30
2012-08-01	KMI	Kinder Morgan	C	-1.85	0.80	EQT	Eqt	A	2.21	0.80
2012-08-01	GOOGL	Alphabet	C	-1.84	1.30	RHT	Red Hat	A	2.22	1.30
2012-08-01	ARNC	Arconic	D	-2.87	0.30	D	Dominion Resources	A	2.33	0.30
2012-09-03	KPN	Koninklijke Kpn	D	-2.91	0.30	PHM	Pultegroup	A	2.64	0.00
2012-09-03	AVP	Avon Products	D	-2.88	0.00	GWW	Ww Grainger	A	2.35	0.60
2012-09-03	BA	Boeing	C	-1.85	0.60	NI	Nisource	A	2.52	0.20
2012-09-03	MGGT	Meggitt	C	-1.84	0.20	SHW	Sherwin-williams	A	2.34	0.20
2012-09-03	CAT	Caterpillar	D	-2.88	0.20					
2012-09-03	CLF	Cliffs Natural Resources	D	-2.92	0.30	MAS	Masco	A	2.34	0.30
2012-09-03	CMI	Cummins	C	-1.87	0.30	CF	Cf Industries	A	2.27	0.70
2012-09-03	DD	E.i. Du Pont De Nemours	C	-1.85	0.70	PPG	Ppg Industries	A	2.25	1.60
2012-09-03	DOW	Dow Chemical	C	-1.86	1.60					
2012-09-03	FLIR	Flir Systems	D	-2.91	0.20	AKAM	Akamai Technologies	A	2.34	0.90
2012-09-03	EMC	EMC Corp	C	-1.85	0.90	MJN	Mead Johnson Nutrition	A	2.47	0.20
2012-09-03	BWA	Borgwarner	D	-2.87	0.20	ROP	Roper Technologies	A	2.31	0.50
2012-09-03	FAST	Fastenal	C	-1.87	0.50	ALXN	Alexion Pharmaceuticals	A	3.00	0.20
2012-09-03	ISRG	Intuitive Surgical	C	-1.86	0.20	TXT	Textron	A	2.29	0.10
2012-09-03	GD	General Dynamics	D	-2.85	0.10	VRSN	Verisign	A	2.29	0.30
2012-09-03	GLW	Corning	D	-2.86	0.30	LEN	Lennar	A	2.42	0.20
2012-09-03	JCI	Johnson Controls Taiwan	D	-2.86	0.20	TJX	Tjx Companies	A	2.38	0.40
2012-09-03	2330	Semiconductor Manufacturing	C	-1.84	0.40	TSO	Tesoro	A	2.36	0.30
2012-09-03	NBL	Noble Energy	D	-2.86	0.30	EMN	Eastman Chemical	A	2.21	0.30
2012-09-03	NEM	Newmont Mining	D	-2.88	0.30	PSA	Public Storage	A	2.50	0.90
2012-09-03	CB	Chubb	C	-1.84	0.90	CBE	Cooper Industries	A	2.27	1.10
2012-09-03	PH	Parker-hannifin	C	-1.85	1.10	RF	Regions Financial	A	2.38	0.90
2012-09-03	PNC	Pnc Financial Services	C	-1.85	0.90	MPC	Marathon Petroleum	A	2.32	0.10
2012-09-03	PBR	Petroleo Brasileiro Sa - Petrobras Adr	D	-2.88	0.10	WFM	Whole Foods Market	A	3.00	0.50
2012-09-03	FD	Macy's	C	-1.84	0.50	S	Sprint Nextel	A	2.38	0.10
2012-09-03	IFX	Infineon Technologies	D	-2.89	0.10	DLTR	Dollar Tree	A	3.00	0.10
2012-09-03	PENN	Penn National Gaming	C	-1.86	0.10	MOS	The Mosaic	A	2.21	0.50
2012-09-03	PX	Praxair	C	-1.85	0.50	AZO	Autozone	A	2.52	0.80
2012-09-03	CNX	Consol Energy	D	-2.91	0.30					
2012-09-03	SBUX	Starbucks	C	-1.87	0.80	SUN	Sunoco	A	2.31	0.50
2012-09-03	CTRP	Ctrip.com International Adr	D	-2.95	0.10	VFC	Vf	A	2.36	0.00
2012-09-03	XEC	Cimarex Energy	D	-2.88	0.50	ROST	Ross Stores	A	2.34	0.10
2012-09-03	1605	Inpex	D	-2.89	0.00	AIG	American International	A	2.29	0.00
2012-09-03	RIO	Rio Tinto	D	-2.88	0.10	WMB	Williams Companies	A	2.28	0.50
2012-09-03	HPT	Hospitality Properties Trust	C	-1.85	0.00	BIIB	Biogen	A	2.53	0.10
2012-09-03	DNR	Denbury Resources	D	-2.88	0.50	PKI	Perkinelmer	A	2.26	0.40
2012-09-03	AET	Aetna	C	-1.87	0.10	CBS	Cbs	A	2.46	0.10
2012-09-03	HON	Honeywell International	C	-1.84	0.40	IP	International Paper	A	2.21	0.40
2012-09-03	RYAAY	Ryanair Adr	C	-1.86	0.10	JWN	Nordstrom	A	2.34	0.10
2012-09-03	CE	Celanese	D	-2.88	0.40					
2012-09-03	JOY	Joy Global	D	-2.90	0.10					
2012-09-03	GFTU	Grafton	C	-1.85	0.10					

Date	Ticker	Name	R	SM	W (%)	Ticker	Name	R	SM	W (%)
2012-09-03	GM	General Motors	D	-2.87	0.20	DHI	D.r. Horton	A	2.37	0.20
2012-09-03	HBM	Hudbay Minerals	D	-2.89	0.10	PRGO	Perrigo Company plc	A	2.33	0.10
2012-09-03	CPG	Crescent Point Energy	D	-2.85	0.70	WYN	Wyndham Worldwide	A	2.32	0.70
2012-09-03	1398	Industrial And Commercial Bank Of China	D	-2.88	0.10	D	Dominion Resources	A	2.32	0.10
2012-09-03	CMG	Chipotle Mexican Grill	C	-1.89	0.20	GPS	Gap	A	2.38	0.20
2012-09-03	CXO	Concho Resources	C	-1.87	0.50	XOM	Exxon Mobil International	A	2.26	0.50
2012-09-03	ARNC	Arconic	D	-2.87	0.30	IFF	Flavors & Fragrances	A	2.18	0.30
2012-10-01	KPN	Koninklijke Kpn	D	-2.92	0.20					
2012-10-01	AVP	Avon Products	D	-2.88	0.10	PHM	Pultegroup	A	2.72	0.10
2012-10-01	BA	Boeing	C	-1.85	0.70	MAS	Masco	A	2.37	0.70
2012-10-01	CLF	Cliffs Natural Resources	D	-2.92	0.30					
2012-10-01	CMI	Cummins	C	-1.88	0.30	GWW	Ww Grainger	A	2.36	0.30
2012-10-01	DOW	Dow Chemical	C	-1.86	1.10	CF	Cf Industries	A	2.29	1.10
2012-10-01	FLIR	Flir Systems	D	-2.91	0.20					
2012-10-01	FAST	Fastenal	C	-1.86	0.50	SHW	Sherwin-williams Alexion Pharmaceuticals	A	2.36	0.50
2012-10-01	ISRG	Intuitive Surgical	C	-1.86	0.20	ALXN		A	3.00	0.20
2012-10-01		Fidelity National Information Services	C	-1.85	0.10	ROP	Roper Technologies	A	2.33	0.10
2012-10-01	JCI	Johnson Controls	D	-2.86	0.20	MJN	Mead Johnson Nutrition	A	2.46	0.20
2012-10-01	PCP	Precision Castparts	D	-2.85	0.30	TXT	Textron	A	2.29	0.30
2012-10-01	IFX	Infineon Technologies	D	-2.89	0.20	NI	Nisource	A	2.54	0.20
2012-10-01	PENN	Penn National Gaming	C	-1.84	0.10	WFM	Whole Foods Market	A	3.00	0.10
2012-10-01	PX	Praxair	C	-1.85	0.50	PPG	Ppg Industries	A	2.26	0.50
2012-10-01	SBUX	Starbucks	C	-1.86	0.80	AZO	Autozone	A	2.53	0.80
2012-10-01	CTRP	Ctrip.com	D	-2.94	0.10					
2012-10-01	CAH	International Adr Cardinal Health	D	-2.85	0.60	CBS	Cbs	A	2.45	0.60
2012-10-01	HPT	Hospitality Properties Trust	C	-1.86	0.00	PSA	Public Storage	A	2.48	0.00
2012-10-01	HSP	Hospira	C	-1.84	0.20	BIIB	Biogen	A	2.54	0.20
2012-10-01	1398	Industrial And Commercial Bank Of China	D	-2.87	0.10	LEN	Lennar	A	2.45	0.10
2012-10-01	DLR	Digital Realty Trust	C	-1.86	0.50	RF	Regions Financial	A	2.39	0.50
2012-10-01	CMG	Chipotle Mexican Grill	D	-2.88	0.30	GPS	Gap	A	2.39	0.30
2012-11-01	KPN	Koninklijke Kpn	D	-2.93	0.10					
2012-11-01	AXP	American Express	C	-1.84	1.20	RF	Regions Financial	A	2.37	1.20
2012-11-01	BA	Boeing	C	-1.85	0.80	MAS	Masco	A	2.39	0.80
2012-11-01	CLF	Cliffs Natural Resources	D	-2.92	0.30					
2012-11-01	BATS	British American Tobacco	C	-1.85	0.30	S	Sprint Nextel	A	2.44	0.30
2012-11-01	CSX	Csx	C	-1.85	0.20	SHW	Sherwin-williams	A	2.34	0.20
2012-11-01	CMI	Cummins	C	-1.87	0.30	GWW	Ww Grainger	A	2.34	0.30
2012-11-01	RIG	Transocean	C	-1.84	0.60	FSLR	First Solar	A	2.35	0.60
2012-11-01	DOW	Dow Chemical	C	-1.86	1.10	PPG	Ppg Industries	A	2.28	1.10
2012-11-01	FLIR	Flir Systems	D	-2.91	0.20					
2012-11-01	ENGI	Engie	C	-1.85	0.10	DHI	D.r. Horton	A	2.43	0.10
2012-11-01	ISRG	Intuitive Surgical	C	-1.85	0.30	ALXN	Alexion Pharmaceuticals	A	2.94	0.30
2012-11-01		Fidelity National Information Services	C	-1.84	0.10	ROP	Roper Technologies	A	2.33	0.10
2012-11-01	JCI	Johnson Controls	D	-2.87	0.20	PHM	Pultegroup	A	2.84	0.20
2012-11-01	MO	Altria	C	-1.85	0.10	LEN	Lennar	A	2.50	0.10
2012-11-01	CRH	Crh	C	-1.85	0.00	CBS	Cbs	A	2.42	0.00
2012-11-01	TXN	Texas Instruments	D	-2.86	1.40	AKAM	Akamai Technologies	A	2.34	1.40
2012-11-01	WM	Waste Management	C	-1.85	0.20	PKI	Perkinelmer	A	2.30	0.20

Date	Ticker	Name	R	SM	W (%)	Ticker	Name	R	SM	W (%)
2012-11-01	ASML	Asml	C	-1.85	0.20	MJN	Mead Johnson Nutrition	A	2.41	0.20
2012-11-01	AVGO	Avago Technologies	C	-1.84	0.70	VRSN	Verisign	A	2.25	0.70
2012-11-01	ENB	Enbridge	C	-1.84	0.90	GPS	Gap	A	2.38	0.90
2012-11-01	IFX	Infinion Technologies	D	-2.88	0.20	VFC	Vf	A	2.38	0.20
2012-11-01	DAI	Daimler	C	-1.85	0.40	TJX	Tjx Companies	A	2.36	0.40
2012-11-01	PENN	Penn National Gaming	C	-1.85	0.10	WFM	Whole Foods Market	A	3.00	0.10
2012-11-01	PX	Praxair	C	-1.84	0.50	CF	Cf Industries	A	2.27	0.50
2012-11-01	SBUX	Starbucks	C	-1.87	0.70	AZO	Autozone	A	2.54	0.70
2012-11-01	POT	Corporation Of Saskatchewan	D	-2.85	0.80	JWN	Nordstrom	A	2.33	0.80
2012-11-01	BMJ	Bristol-myers Squibb	C	-1.85	1.20	BIIB	Biogen	A	2.50	1.20
2012-11-01	HPT	Hospitality Properties Trust	C	-1.86	0.00	BAC	Bank Of America	A	2.33	0.00
2012-11-01	EXC	Exelon	D	-2.86	0.20	NI	Nisource	A	2.54	0.20
2012-11-01	HSP	Hospira	C	-1.85	0.20	PRGO	Perrigo Company plc	A	2.35	0.20
2012-11-01	DLR	Digital Realty Trust	C	-1.87	0.40	DFS	Discover Financial Services	A	2.30	0.40
2012-11-01	CMG	Chipotle Mexican Grill	D	-2.90	0.20					
2012-11-01	KMI	Kinder Morgan	C	-1.84	0.80	MPC	Marathon Petroleum	A	2.33	0.80
2012-12-03	AAPL	Apple	C	-1.86	2.20	AKAM	Akamai Technologies	A	2.32	2.20
2012-12-03	KPN	Koninklijke Kpn	D	-2.94	0.10					
2012-12-03	AXP	American Express	C	-1.85	1.20	BAC	Bank Of America	A	2.33	1.20
2012-12-03	BA	Boeing	C	-1.84	0.80	MAS	Masco	A	2.40	0.80
2012-12-03	522	Asm Pacific Technology	D	-2.87	0.30	S	Sprint Nextel	A	2.45	0.30
2012-12-03	CAT	Caterpillar	D	-2.85	0.20	SHW	Sherwin-williams	A	2.36	0.20
2012-12-03	CLF	Cliffs Natural Resources	D	-2.94	0.20					
2012-12-03	MOS	The Mosaic	C	-1.86	0.10	PPG	Ppg Industries	A	2.28	0.10
2012-12-03	BATS	British American Tobacco	C	-1.84	0.30	CBS	Cbs	A	2.45	0.30
2012-12-03	MAR	Marriott International	C	-1.86	0.30	WFM	Whole Foods Market	A	3.00	0.30
2012-12-03	CSX	Csx	D	-2.86	0.20	ROP	Roper Technologies	A	2.34	0.20
2012-12-03	CMI	Cummins	D	-2.87	0.30	GWV	Ww Grainger	A	2.33	0.30
2012-12-03	DD	E.i. Du Pont De Nemours	D	-2.86	0.60	CF	Cf Industries	A	2.27	0.60
2012-12-03	RIG	Transocean	C	-1.84	0.60	FSLR	First Solar	A	2.39	0.60
2012-12-03	DOW	Dow Chemical	D	-2.86	1.10	TIE	Titanium Metals	A	2.26	1.10
2012-12-03	FLIR	Flir Systems	D	-2.91	0.20					
2012-12-03	CME	Cme	C	-1.84	0.60	EFX	Equifax	A	2.30	0.60
2012-12-03	BWA	Borgwarner	D	-2.86	0.20	PHM	Pultegroup	A	2.80	0.20
2012-12-03	ENGI	Engie	C	-1.85	0.10	GPS	Gap	A	2.37	0.10
2012-12-03	JCI	Johnson Controls	D	-2.86	0.20	LEN	Lennar	A	2.49	0.20
2012-12-03	MO	Altria	C	-1.84	0.10	DHI	D.r. Horton	A	2.38	0.10
2012-12-03	NEM	Newmont Mining	C	-1.86	0.10	ECL	Ecolab	A	2.25	0.10
2012-12-03	OXY	Occidental Petroleum	D	-2.87	0.50	TSO	Tesoro	A	2.38	0.50
2012-12-03	PH	Parker-hannifin	C	-1.84	1.30	IR	Ingersoll-rand	A	2.30	1.30
2012-12-03	PNC	Pnc Financial Services	C	-1.86	0.30	DFS	Discover Financial Services	A	2.30	0.30
2012-12-03	PBR	Petroleo Brasileiro Sa - Petrobras Adr	D	-2.87	0.10	MPC	Marathon Petroleum	A	2.37	0.10
2012-12-03	SCHW	Charles Schwab	C	-1.85	0.50	ALL	Allstate	A	2.30	0.50
2012-12-03	CRH	Crh	D	-2.85	0.00	STZ	Constellation Brands	A	2.33	0.00
2012-12-03	AGK	Aggreko	C	-1.84	0.50	PCS	T-Mobile US Inc.	A	2.32	0.50
2012-12-03	WFC	Wells Fargo	C	-1.85	1.60	CCI	Crown Castle Intl Corp	A	2.29	1.60
2012-12-03	WM	Waste Management	D	-2.85	0.20	PKI	Perkinelmer	A	2.30	0.20
2012-12-03	AZN	Astrazeneca	C	-1.83	0.30	JWN	Nordstrom	A	2.31	0.30
2012-12-03	FP	Total	C	-1.85	0.40	PRGO	Perrigo Company plc	A	2.31	0.40

Date	Ticker	Name	R	SM	W (%)	Ticker	Name	R	SM	W (%)
2012-12-03	AVGO	Avago Technologies	C	-1.84	0.70	CSC	Computer Sciences	A	2.29	0.70
2012-12-03	IFX	Infineon Technologies	D	-2.87	0.20	WYN	Wyndham Worldwide	A	2.31	0.20
2012-12-03	DAI	Daimler	D	-2.85	0.50	WHR	Whirlpool	A	2.31	0.50
2012-12-03	TLM	Talisman Energy	C	-1.87	0.20	NX	Twenty-First Century Fox Inc	A	2.30	0.20
2012-12-03	POT	Potash Corporation Of Saskatchewan	D	-2.86	0.70	DVA	Davita	A	2.29	0.70
2012-12-03	IMO	Imperial Oil	C	-1.85	0.30	PETM	Petsmart	A	2.29	0.30
2012-12-03	CAH	Cardinal Health	D	-2.84	0.60	AZO	Autozone	A	2.54	0.60
2012-12-03	PEP	Pepsico	C	-1.84	0.70	VFC	Vf	A	2.38	0.70
2012-12-03	1605	Inpex	D	-2.85	0.00	EBAY	Ebay	A	2.29	0.00
2012-12-03	BMY	Bristol-myers Squibb	C	-1.85	1.20	ALXN	Alexion Pharmaceuticals	A	2.97	1.20
2012-12-03	HPT	Hospitality Properties Trust	C	-1.86	0.00	FHN	First Horizon National	A	2.28	0.00
2012-12-03	DNR	Denbury Resources	D	-2.85	0.50	WMB	Williams Companies	A	2.28	0.50
2012-12-03	EXC	Exelon	D	-2.88	0.20	NI	Nisource	A	2.52	0.20
2012-12-03	ASML	Asml	C	-1.86	0.10	JDSU	JDS Uniphase Corporation	A	2.24	0.10
2012-12-03	HSP	Hospira	C	-1.86	0.20	BIIB	Biogen	A	2.54	0.20
2012-12-03	CPG	Crescent Point Energy	D	-2.86	0.60	TWC	Time Warner Cable Inc.	A	2.28	0.60
2012-12-03	DLR	Digital Realty Trust	D	-2.86	0.50	AIG	American International	A	2.28	0.50
2012-12-03	RDS.B	Royal Dutch Shell Adr	C	-1.85	0.90	VLO	Valero Energy	A	2.26	0.90
2012-12-03	CMG	Chipotle Mexican Grill	D	-2.90	0.20					
2012-12-03	RDS.A	Royal Dutch Shell Adr	C	-1.85	0.50	XOM	Exxon Mobil	A	2.26	0.50
2012-12-03	CXO	Concho Resources	D	-2.87	0.40	COG	Cabot Oil & Gas Cameron	A	2.25	0.40
2012-12-03	KMI	Kinder Morgan	C	-1.84	0.70	CAM	International Corp.	A	2.23	0.70
2012-12-03	ARNC	Arconic	D	-2.86	0.30	EMN	Eastman Chemical	A	2.23	0.30
2012-12-03	BHGE	Baker Hughes, A Ge	C	-1.85	0.40	ESV	Ensco	A	2.23	0.40
2013-01-01	AAPL	Apple	C	-1.87	1.10	AKAM	Akamai Technologies	A	2.37	1.10
2013-01-01	AVP	Avon Products	D	-2.86	0.10	PHM	Pultegroup	A	2.85	0.10
2013-01-01	CAT	Caterpillar	D	-2.84	0.50	MAS	Masco	A	2.40	0.50
2013-01-01	CLF	Cliffs Natural Resources	D	-2.92	0.20					
2013-01-01	MOS	The Mosaic	C	-1.85	0.20	PPG	Ppg Industries	A	2.31	0.20
2013-01-01	BATS	British American Tobacco	C	-1.85	0.30	CBS	Cbs	A	2.48	0.30
2013-01-01	MAR	Marriott International	C	-1.85	0.30	AZO	Autozone	A	2.51	0.30
2013-01-01	CSX	Csx	D	-2.86	0.10	SHW	Sherwin-williams	A	2.37	0.10
2013-01-01	DD	E.i. Du Pont De Nemours	D	-2.86	0.60	EMN	Eastman Chemical	A	2.26	0.60
2013-01-01	RIG	Transocean	C	-1.85	0.40	FSLR	First Solar	A	2.44	0.40
2013-01-01	CME	Cme	C	-1.86	0.60	BAC	Bank Of America	A	2.39	0.60
2013-01-01	ENGI	Engie	D	-2.87	0.10	S	Sprint Nextel	A	2.45	0.10
2013-01-01	GE	General Electric	C	-1.85	1.40	GWW	Ww Grainger	A	2.35	1.40
2013-01-01	JCI	Johnson Controls	D	-2.85	0.30	LEN	Lennar	A	2.51	0.30
2013-01-01	DGX	Quest Diagnostics	C	-1.85	0.40	ALXN	Alexion Pharmaceuticals	A	2.96	0.40
2013-01-01	MO	Altria	C	-1.86	0.20	DHI	D.r. Horton	A	2.39	0.20
2013-01-01	MSFT	Microsoft	D	-2.86	1.70	CSC	Computer Sciences	A	2.30	1.70
2013-01-01	OXY	Occidental Petroleum	D	-2.86	0.60	TSO	Tesoro	A	2.40	0.60
2013-01-01	PCG	Pg&e	D	-2.86	0.20	NI	Nisource	A	2.53	0.20
2013-01-01	PBR	Petroleo Brasileiro Sa - Petrobras Adr	D	-2.87	0.10	MPC	Marathon Petroleum	A	2.39	0.10
2013-01-01	AGK	Aggreko	D	-2.88	0.40	ROP	Roper Technologies	A	2.34	0.40
2013-01-01	WFC	Wells Fargo	C	-1.84	1.70	CCI	Crown Castle Intl Corp	A	2.31	1.70
2013-01-01	CWB	Canadian Western Bank	C	-1.84	0.10	WYN	Wyndham Worldwide	A	2.33	0.10

Date	Ticker	Name	R	SM	W (%)	Ticker	Name	R	SM	W (%)
2013-01-01	FP	Total	C	-1.84	0.40	DLPH	Delphi Automotive	A	2.32	0.40
2013-01-01	AVGO	Avago Technologies	C	-1.86	0.70	JDSU	JDS Uniphase Corporation	A	2.26	0.70
2013-01-01	TLM	Talisman Energy	C	-1.87	0.20	NX	Twenty-First Century Fox Inc	A	2.31	0.20
2013-01-01	OII	Oceaneering International Potash	C	-1.84	0.30	WMB	Williams Companies	A	2.29	0.30
2013-01-01	POT	Corporation Of Saskatchewan	D	-2.85	0.80	JWN	Nordstrom	A	2.31	0.80
2013-01-01	IMO	Imperial Oil	C	-1.85	0.30	WHR	Whirlpool	A	2.31	0.30
2013-01-01	PEP	Pepsico	C	-1.84	0.70	VFC	Vf	A	2.36	0.70
2013-01-01	BMJ	Bristol-myers Squibb	C	-1.85	1.30	BIIB	Biogen	A	2.53	1.30
2013-01-01	HPT	Hospitality Properties Trust	D	-2.86	0.10	EFX	Equifax	A	2.31	0.10
2013-01-01	PM	Philip Morris International	C	-1.85	1.00	STZ	Constellation Brands	A	2.33	1.00
2013-01-01	EXC	Exelon	D	-2.87	0.10	NRG	Nrg Energy	A	2.27	0.10
2013-01-01	ASML	Asml	C	-1.86	0.10	HRS	Harris	A	2.25	0.10
2013-01-01	CPG	Crescent Point Energy	D	-2.86	0.10	THC	Tenet Healthcare	A	2.31	0.10
2013-01-01	DLR	Digital Realty Trust	D	-2.86	0.60	GNW	Genworth Financial	A	2.30	0.60
2013-01-01	RDS.B	Royal Dutch Shell Adr	C	-1.84	0.90	VLO	Valero Energy	A	2.28	0.90
2013-01-01	RDS.A	Royal Dutch Shell Adr	C	-1.84	0.60	COG	Cabot Oil & Gas	A	2.26	0.60
2013-01-01	CXO	Concho Resources	D	-2.87	0.40	XOM	Exxon Mobil	A	2.25	0.40
2013-01-01	KMI	Kinder Morgan	C	-1.84	0.90	CAM	Cameron International Corp.	A	2.24	0.90
2013-01-01	ARNC	Arconic	D	-2.85	0.30	CF	Cf Industries	A	2.26	0.30
2013-01-01	BHGE	Baker Hughes, A Ge	C	-1.86	0.30	HP	Helmerich & Payne	A	2.24	0.30
2013-02-01	AAPL	Apple	D	-2.89	0.90	AKAM	Akamai Technologies	A	2.37	0.90
2013-02-01	FE	Firstenergy	D	-2.87	0.50	NI	Nisource	A	2.58	0.50
2013-02-01	CLF	Cliffs Natural Resources	D	-2.84	0.10	PPG	Ppg Industries	A	2.32	0.10
2013-02-01	DD	E.i. Du Pont De Nemours	D	-2.85	0.60	CF	Cf Industries	A	2.30	0.60
2013-02-01	EMC	EMC Corp	D	-2.85	0.50	CSC	Computer Sciences	A	2.32	0.50
2013-02-01	ENGI	Engie	D	-2.87	0.00	LEN	Lennar	A	2.54	0.00
2013-02-01	GE	General Electric	C	-1.84	1.40	MAS	Masco	A	2.45	1.40
2013-02-01	CCL	Coca-cola Amatil	C	-1.84	0.20	CBS	Cbs	A	2.53	0.20
2013-02-01	DGX	Quest Diagnostics	D	-2.85	0.40	ALXN	Alexion Pharmaceuticals	A	3.00	0.40
2013-02-01	MRK	Merck & Co	C	-1.85	3.40	BIIB	Biogen	A	2.57	3.40
2013-02-01	MSFT	Microsoft	D	-2.86	1.70	JDSU	JDS Uniphase Corporation	A	2.29	1.70
2013-02-01	NOC	Northrop Grumman	C	-1.85	0.10	SHW	Sherwin-williams	A	2.39	0.10
2013-02-01	PCG	Pg&e	D	-2.85	0.20	NRG	Nrg Energy	A	2.28	0.20
2013-02-01	PBR	Petroleo Brasileiro Sa - Petrobras Adr	D	-2.87	0.10	MPC	Marathon Petroleum	A	2.47	0.10
2013-02-01	AGK	Aggreko	D	-2.89	0.40	NFLX	Netflix	A	2.51	0.40
2013-02-01	WFC	Wells Fargo	C	-1.84	1.60	BAC	Bank Of America	A	2.39	1.60
2013-02-01	TLM	Talisman Energy	C	-1.86	0.20	DHI	D.r. Horton	A	2.46	0.20
2013-02-01	CNX	Consol Energy	C	-1.85	0.20	EMN	Eastman Chemical	A	2.28	0.20
2013-02-01	IMO	Imperial Oil	C	-1.85	0.30	FSLR	First Solar	A	2.40	0.30
2013-02-01	VZ	Verizon Communications	C	-1.84	1.30	S	Sprint Nextel	A	2.45	1.30
2013-02-01	PM	Philip Morris International	C	-1.84	1.00	PHM	Pultegroup	A	2.96	1.00
2013-02-01	EXC	Exelon	D	-2.87	0.10	SRE	Sempra Energy	A	2.25	0.10
2013-02-01	CPG	Crescent Point Energy	D	-2.86	0.10	GNW	Genworth Financial	A	2.38	0.10
2013-02-01	BHGE	Baker Hughes, A Ge	C	-1.84	0.30	TSO	Tesoro	A	2.45	0.30
2013-03-01	AAPL	Apple	D	-2.90	0.80	CSC	Computer Sciences	A	2.36	0.80
2013-03-01	FE	Firstenergy	D	-2.87	0.50	NI	Nisource	A	2.59	0.50
2013-03-01	SU	Suncor Energy	C	-1.85	1.30	PHM	Pultegroup	A	2.91	1.30
2013-03-01	CLF	Cliffs Natural Resources	D	-2.89	0.10	PPG	Ppg Industries	A	2.31	0.10

Date	Ticker	Name	R	SM	W (%)	Ticker	Name	R	SM	W (%)
2013-03-01	TEC	Technip	D	-2.85	0.10	NFLX	Netflix	A	2.59	0.10
2013-03-01	DD	E.i. Du Pont De Nemours	D	-2.85	0.60	EMN	Eastman Chemical	A	2.27	0.60
2013-03-01	EMC	EMC Corp	D	-2.86	0.50	AKAM	Akamai Technologies	A	2.33	0.50
2013-03-01	ENGI	Engie	D	-2.88	0.00	CBS	Cbs	A	2.55	0.00
2013-03-01	DGX	Quest Diagnostics	D	-2.86	0.40	ALXN	Alexion Pharmaceuticals	A	2.88	0.40
2013-03-01	MRK	Merck & Co	C	-1.85	3.40	BIIB	Biogen	A	2.61	3.40
2013-03-01	MSFT	Microsoft	D	-2.86	1.70	SYMC	Symantec	A	2.30	1.70
2013-03-01	NOC	Northrop Grumman	C	-1.85	0.10	MAS	Masco	A	2.46	0.10
2013-03-01	PBR	Petroleo Brasileiro Sa - Petrobras Adr	D	-2.90	0.10	TSO	Tesoro	A	2.53	0.10
2013-03-01	AGK	Aggreko	D	-2.88	0.40	MPC	Marathon Petroleum	A	2.52	0.40
2013-03-01	TLM	Talisman Energy	C	-1.85	0.20	LEN	Lennar	A	2.51	0.20
2013-03-01	CNX	Consol Energy	C	-1.85	0.20	ECL	Ecolab	A	2.27	0.20
2013-03-01	AMX	America Movil	D	-2.88	0.00	S	Sprint Nextel	A	2.46	0.00
2013-03-01	IMO	Imperial Oil	D	-2.85	0.30	DHI	D.r. Horton	A	2.44	0.30
2013-03-01	EXC	Exelon	D	-2.87	0.10	NRG	Nrg Energy	A	2.28	0.10
2013-03-01	CPG	Crescent Point Energy	D	-2.86	0.10	STZ	Constellation Brands	A	2.41	0.10
2013-04-01	AAPL	Apple	D	-2.90	0.70	CSC	Computer Sciences	A	2.36	0.70
2013-04-01	FE	Firstenergy	D	-2.86	0.50	NI	Nisource	A	2.62	0.50
2013-04-01	SU	Suncor Energy	C	-1.85	1.10	PHM	Pultegroup	A	2.95	1.10
2013-04-01	CLF	Cliffs Natural Resources	D	-2.92	0.10					
2013-04-01	DD	E.i. Du Pont De Nemours	D	-2.84	0.60	PPG	Ppg Industries	A	2.31	0.60
2013-04-01	EMC	EMC Corp	D	-2.85	0.20	HPQ	Hewlett-Packard	A	2.33	0.20
2013-04-01	DGX	Quest Diagnostics	D	-2.85	0.70	ALXN	Alexion Pharmaceuticals	A	2.97	0.70
2013-04-01	MRK	Merck & Co	C	-1.85	1.90	BIIB	Biogen	A	2.70	1.90
2013-04-01	PBR	Petroleo Brasileiro Sa - Petrobras Adr	D	-2.89	0.10	MPC	Marathon Petroleum	A	2.55	0.10
2013-04-01	BIDU	Baidu Adr	D	-2.89	0.20	SYMC	Symantec	A	2.31	0.20
2013-05-01	AAPL	Apple	D	-2.90	0.70	CSC	Computer Sciences	A	2.34	0.70
2013-05-01	SU	Suncor Energy	C	-1.85	1.10	PHM	Pultegroup	A	2.98	1.10
2013-05-01	CAT	Caterpillar	D	-2.86	0.60	MAS	Masco	A	2.49	0.60
2013-05-01	CLF	Cliffs Natural Resources	D	-2.91	0.10					
2013-05-01	MOS	The Mosaic	C	-1.84	0.20	PPG	Ppg Industries	A	2.33	0.20
2013-05-01	CMI	Cummins	C	-1.86	0.30	SHW	Sherwin-williams	A	2.43	0.30
2013-05-01	DE	Deere	C	-1.85	1.40	GWW	Ww Grainger	A	2.41	1.40
2013-05-01	DOW	Dow Chemical	C	-1.84	0.50	ECL	Ecolab	A	2.29	0.50
2013-05-01	EMC	EMC Corp	D	-2.85	0.20	SYMC	Symantec	A	2.31	0.20
2013-05-01	ISRG	Intuitive Surgical	D	-2.86	0.40	ALXN	Alexion Pharmaceuticals	A	2.98	0.40
2013-05-01	DGX	Quest Diagnostics	D	-2.84	0.70	BIIB	Biogen	A	2.77	0.70
2013-05-01	COP	Conocophillips	C	-1.84	0.70	FSLR	First Solar	A	2.65	0.70
2013-05-01	EW	Edwards Lifesciences	D	-2.91	0.30					
2013-05-01	PBR	Petroleo Brasileiro Sa - Petrobras Adr	D	-2.87	0.10	TSO	Tesoro	A	2.47	0.10
2013-05-01	AMZN	Amazon.com	C	-1.85	2.30	NFLX	Netflix	A	2.66	2.30
2013-05-01	FP	Total	C	-1.84	0.30	NI	Nisource	A	2.65	0.30
2013-05-01	ITX	Industria De Diseno Textil	C	-1.84	0.00	S	Sprint Nextel	A	2.56	0.00
2013-05-01	IFX	Infineon Technologies	C	-1.85	0.20	LEN	Lennar	A	2.53	0.20
2013-05-01	ASML	Asml	C	-1.84	0.10	HPQ	Hewlett-Packard	A	2.29	0.10
2013-05-01	HBM	Hudbay Minerals	C	-1.89	0.10	DHI	D.r. Horton	A	2.50	0.10
2013-05-01	RDS.B	Royal Dutch Shell Adr	D	-2.84	0.70	MPC	Marathon Petroleum	A	2.45	0.70
2013-05-01	RDS.A	Royal Dutch Shell Adr	D	-2.84	0.50	VLO	Valero Energy	A	2.35	0.50
2013-05-01	BIDU	Baidu Adr	D	-2.89	0.20	CERN	Cerner	A	2.29	0.20
2013-05-01	EXPE	Expedia	C	-1.86	0.40	CBS	Cbs	A	2.58	0.40
2013-05-01	ARNC	Arconic	D	-2.85	0.30	IP	International Paper	A	2.28	0.30
2013-06-03	AAPL	Apple	D	-2.89	0.60	MU	Micron Technology	A	2.36	0.60
2013-06-03	SU	Suncor Energy	C	-1.85	1.10	PHM	Pultegroup	A	3.00	1.10
2013-06-03	CLF	Cliffs Natural Resources	D	-2.92	0.10					

Date	Ticker	Name	R	SM	W (%)	Ticker	Name	R	SM	W (%)
2013-06-03	CMI	Cummins	C	-1.84	0.30	KSU	Kansas City Southern	A	2.56	0.30
2013-06-03	DE	Deere	C	-1.85	1.30	MAS	Masco	A	2.50	1.30
2013-06-03	ISRG	Intuitive Surgical	D	-2.86	0.40	ALXN	Alexion Pharmaceuticals	A	2.97	0.40
2013-06-03	MXIM	Maxim Integrated Products	C	-1.85	0.70	HPQ	Hewlett-Packard	A	2.35	0.70
2013-06-03	EW	Edwards Lifesciences	D	-2.90	0.30	BIIB	Biogen	A	2.82	0.30
2013-06-03	AMZN	Amazon.com	C	-1.84	2.40	NFLX	Netflix	A	2.69	2.40
2013-06-03	FP	Total	C	-1.84	0.30	FSLR	First Solar	A	2.76	0.30
2013-06-03	ITX	Industria De Diseno Textil	C	-1.85	0.00	NI	Nisource	A	2.61	0.00
2013-06-03	IFX	Infineon Technologies	C	-1.84	0.20	S	Sprint Nextel	A	2.57	0.20
2013-06-03	HBM	Hudbay Minerals	C	-1.88	0.10	TSO	Tesoro	A	2.55	0.10
2013-06-03	BIDU	Baidu Adr	D	-2.88	0.20	CSC	Computer Sciences	A	2.33	0.20
2013-06-03	EXPE	Expedia	C	-1.86	0.40	CBS	Cbs	A	2.62	0.40
2013-06-03	ARNC	Arconic	D	-2.84	0.20	PPG	Ppg Industries	A	2.36	0.20
2013-07-01	AAPL	Apple	D	-2.90	0.60					
2013-07-01	SU	Suncor Energy	C	-1.85	1.10	NI	Nisource	A	2.61	1.10
2013-07-01	RI	Pernod Ricard	C	-1.85	0.30	S	Sprint Nextel	A	2.56	0.30
2013-07-01	522	Asm Pacific Technology	D	-2.84	0.40	STZ	Constellation Brands	A	2.49	0.40
2013-07-01	CAT	Caterpillar	D	-2.85	0.70	KSU	Kansas City Southern	A	2.56	0.70
2013-07-01	CLF	Cliffs Natural Resources	D	-2.93	0.10					
2013-07-01	DE	Deere	C	-1.86	1.30	MAS	Masco	A	2.49	1.30
2013-07-01	EMC	EMC Corp	D	-2.84	0.20	MU	Micron Technology	A	2.43	0.20
2013-07-01	ISRG	Intuitive Surgical	D	-2.86	0.40	ALXN	Alexion Pharmaceuticals	A	2.98	0.40
2013-07-01	ADSK	Autodesk	C	-1.86	0.10	HPQ	Hewlett-Packard	A	2.35	0.10
2013-07-01	MXIM	Maxim Integrated Products	C	-1.86	0.70	CSC	Computer Sciences	A	2.33	0.70
2013-07-01	ORCL	Oracle	C	-1.86	0.10	WDC	Western Digital	A	2.31	0.10
2013-07-01	EW	Edwards Lifesciences	D	-2.90	0.40	BIIB	Biogen	A	2.79	0.40
2013-07-01	FP	Total	C	-1.85	0.40	TSO	Tesoro	A	2.48	0.40
2013-07-01	ITX	Industria De Diseno Textil	C	-1.85	0.00	LEN	Lennar	A	2.46	0.00
2013-07-01	XEC	Cimarex Energy	C	-1.86	0.10	FSLR	First Solar	A	2.66	0.10
2013-07-01	RAX	Rackspace Hosting	D	-2.92	0.30					
2013-07-01	PM	Philip Morris International	C	-1.85	1.10	PHM	Pultegroup	A	2.90	1.10
2013-07-01	HBM	Hudbay Minerals	D	-2.90	0.10					
2013-07-01	DLR	Digital Realty Trust	D	-2.86	0.10	GNW	Genworth Financial	A	2.48	0.10
2013-07-01	EXPE	Expedia	C	-1.85	0.60	NFLX	Netflix	A	2.69	0.60
2013-07-01	ARNC	Arconic	D	-2.85	0.20	PPG	Ppg Industries	A	2.34	0.20
2013-08-01	AAPL	Apple	D	-2.89	0.70	MU	Micron Technology	A	2.41	0.70
2013-08-01	FE	Firstenergy	D	-2.85	0.50	NI	Nisource	A	2.66	0.50
2013-08-01	RI	Pernod Ricard Taiwan	C	-1.85	0.30	NFLX	Netflix	A	2.77	0.30
2013-08-01	TSM	Semiconductor Manufacturing Adr	C	-1.86	0.90	HPQ	Hewlett-Packard	A	2.37	0.90
2013-08-01	522	Asm Pacific Technology	D	-2.84	0.40	GME	Gamestop Corp New	A	2.53	0.40
2013-08-01	CAT	Caterpillar	D	-2.84	0.60	KSU	Kansas City Southern	A	2.57	0.60
2013-08-01	CLF	Cliffs Natural Resources	D	-2.92	0.10					
2013-08-01	MOS	The Mosaic	D	-2.89	0.20	PPG	Ppg Industries	A	2.37	0.20
2013-08-01	DE	Deere	C	-1.85	1.30	MAS	Masco	A	2.51	1.30
2013-08-01	SPG	Simon Property	C	-1.85	0.40	GNW	Genworth Financial	A	2.53	0.40
2013-08-01	ISRG	Intuitive Surgical	D	-2.89	0.30	ALXN	Alexion Pharmaceuticals	A	3.00	0.30
2013-08-01	ADSK	Autodesk Taiwan	C	-1.86	0.10	CSC	Computer Sciences	A	2.36	0.10
2013-08-01	2330	Semiconductor Manufacturing	C	-1.85	0.70	TRIP	Tripadvisor	A	2.52	0.70
2013-08-01	MXIM	Maxim Integrated Products	C	-1.85	0.70	SYMC	Symantec	A	2.34	0.70

Date	Ticker	Name	R	SM	W (%)	Ticker	Name	R	SM	W (%)
2013-08-01	ORCL	Oracle	C	-1.85	0.10	WDC	Western Digital	A	2.33	0.10
2013-08-01	EW	Edwards Lifesciences	D	-2.89	0.40	BIIB	Biogen	A	2.79	0.40
2013-08-01	PBR	Petroleo Brasileiro Sa - Petrobras Adr	D	-2.87	0.10	FSLR	First Solar	A	2.68	0.10
2013-08-01	MTX	Mtu Aero Engines	C	-1.85	0.30	CELG	Celgene	A	2.48	0.30
2013-08-01	FP	Total	C	-1.83	0.40	DLPH	Delphi Automotive	A	2.47	0.40
2013-08-01	ITX	Industria De Diseno Textil	C	-1.84	0.00	GWW	Ww Grainger	A	2.46	0.00
2013-08-01	CNX	Consol Energy	C	-1.85	0.20	ECL	Ecolab	A	2.33	0.20
2013-08-01	POT	Potash Corporation Of Saskatchewan	D	-2.89	0.50	BBY	Best Buy	A	2.45	0.50
2013-08-01	RAX	Rackspace Hosting	D	-2.90	0.40					
2013-08-01	CCI	Crown Castle Intl Corp	C	-1.85	0.20	BAC	Bank Of America	A	2.50	0.20
2013-08-01	PM	Philip Morris International	C	-1.84	1.10	STZ	Constellation Brands	A	2.49	1.10
2013-08-01	HBM	Hudbay Minerals	D	-2.91	0.10					
2013-08-01	DLR	Digital Realty Trust	D	-2.87	0.10	AMP	Ameriprise Financial	A	2.41	0.10
2013-08-01	RDS.B	Royal Dutch Shell Adr	D	-2.84	0.60	TSO	Tesoro	A	2.53	0.60
2013-08-01	ARNC	Arconic	D	-2.85	0.20	EMN	Eastman Chemical	A	2.32	0.20
2013-09-02	FE	Firstenergy	D	-2.86	0.50	NI	Nisource	A	2.62	0.50
2013-09-02	RI	Pernod Ricard	C	-1.86	0.30	GME	Gamestop Corp New	A	2.53	0.30
2013-09-02	TSM	Taiwan Semiconductor Manufacturing Adr	C	-1.86	0.90	MU	Micron Technology	A	2.41	0.90
2013-09-02	522	Asm Pacific Technology	D	-2.85	0.40	BBY	Best Buy	A	2.53	0.40
2013-09-02	CAT	Caterpillar	D	-2.84	0.60	KSU	Kansas City Southern	A	2.54	0.60
2013-09-02	MOS	The Mosaic	D	-2.89	0.20	PPG	Ppg Industries	A	2.36	0.20
2013-09-02	BATS	British American Tobacco	C	-1.86	0.30	TRIP	Tripadvisor	A	2.50	0.30
2013-09-02	MAR	Marriott International	C	-1.85	0.30	NFLX	Netflix	A	2.88	0.30
2013-09-02	DE	Deere	C	-1.85	1.30	GWW	Ww Grainger	A	2.42	1.30
2013-09-02	SPG	Simon Property	C	-1.87	0.40	GNW	Genworth Financial	A	2.48	0.40
2013-09-02	FAST	Fastenal	C	-1.86	0.30	ROP	Roper Technologies	A	2.38	0.30
2013-09-02	ISRG	Intuitive Surgical	D	-2.89	0.30	ALXN	Alexion Pharmaceuticals	A	3.00	0.30
2013-09-02	ADSK	Autodesk	C	-1.85	0.10	CSC	Computer Sciences	A	2.37	0.10
2013-09-02	2330	Taiwan Semiconductor Manufacturing	C	-1.85	0.70	CELG	Celgene	A	2.45	0.70
2013-09-02	DGX	Quest Diagnostics	C	-1.85	0.70	BIIB	Biogen	A	2.77	0.70
2013-09-02	MO	Altria	C	-1.85	0.30	STZ	Constellation Brands	A	2.50	0.30
2013-09-02	MXIM	Maxim Integrated Products	C	-1.86	0.70	SYMC	Symantec	A	2.32	0.70
2013-09-02	ORCL	Oracle	C	-1.85	0.10	HPQ	Hewlett-Packard	A	2.32	0.10
2013-09-02	PCG	Pg&e	C	-1.86	0.20	NRG	Nrg Energy	A	2.31	0.20
2013-09-02	PBR	Petroleo Brasileiro Sa - Petrobras Adr	D	-2.87	0.10	COG	Cabot Oil & Gas	A	2.41	0.10
2013-09-02	MTX	Mtu Aero Engines	C	-1.85	0.30	FOXA	Twenty-first Century Fox	A	2.43	0.30
2013-09-02	ITX	Industria De Diseno Textil	C	-1.84	0.00	EA	Electronic Arts	A	2.41	0.00
2013-09-02	ENB	Enbridge	C	-1.85	1.10	WHR	Whirlpool	A	2.39	1.10
2013-09-02	CNX	Consol Energy	D	-2.84	0.20	ECL	Ecolab	A	2.32	0.20
2013-09-02	POT	Potash Corporation Of Saskatchewan	D	-2.88	0.50	PVH	Pvh	A	2.38	0.50
2013-09-02	HPT	Hospitality Properties Trust	C	-1.86	0.10	BAC	Bank Of America	A	2.47	0.10
2013-09-02	RAX	Rackspace Hosting	D	-2.91	0.40					
2013-09-02	EXPN	Experian	C	-1.85	0.00	IR	Ingersoll-rand	A	2.37	0.00
2013-09-02	DNR	Denbury Resources	C	-1.85	0.60	PXD	Pioneer Natural Resources	A	2.37	0.60

Date	Ticker	Name	R	SM	W (%)	Ticker	Name	R	SM	W (%)
2013-09-02	CCI	Crown Castle Intl Corp	C	-1.85	0.20	AMP	Ameriprise Financial	A	2.38	0.20
2013-09-02	NG.	National Grid	C	-1.85	0.30	SEE	Sealed Air	A	2.36	0.30
2013-09-02	VZ	Verizon Communications	C	-1.85	0.60	FTR	Frontier Communications	A	2.19	0.60
2013-09-02	PM	Philip Morris International	D	-2.86	1.10	DLPH	Delphi Automotive	A	2.47	1.10
2013-09-02	EXC	Exelon	D	-2.86	0.10	SRE	Sempra Energy	A	2.28	0.10
2013-09-02	HBM	Hudbay Minerals	D	-2.90	0.10					
2013-09-02	DLR	Digital Realty Trust	D	-2.87	0.10	LNC	Lincoln National	A	2.36	0.10
2013-09-02	RDS.B	Royal Dutch Shell Adr	D	-2.84	0.60	EQT	Eq	A	2.32	0.60
2013-09-02	KMI	Kinder Morgan	C	-1.85	0.90	HP	Helmerich & Payne	A	2.27	0.90
2013-09-02	PSX	Phillips 66	C	-1.85	0.30	APC	Anadarko Petroleum	A	2.27	0.30
2013-09-02	ARNC	Arconic	D	-2.85	0.20	EMN	Eastman Chemical	A	2.29	0.20
2013-10-01	AMT	American Tower	D	-2.85	0.30	GNW	Genworth Financial	A	2.52	0.30
2013-10-01	FE	Firstenergy	D	-2.86	0.40	NI	Nisource	A	2.66	0.40
2013-10-01	RI	Pernod Ricard	C	-1.85	0.20	GME	Gamestop Corp New	A	2.54	0.20
2013-10-01	BAX	Baxter International Taiwan	C	-1.85	1.10	ALXN	Alexion Pharmaceuticals	A	3.00	1.10
2013-10-01	TSM	Semiconductor Manufacturing Adr	C	-1.86	0.20	MU	Micron Technology	A	2.54	0.20
2013-10-01	522	Asm Pacific Technology	D	-2.86	0.30	TRIP	Tripadvisor	A	2.53	0.30
2013-10-01	CAT	Caterpillar	D	-2.84	0.60	KSU	Kansas City Southern	A	2.57	0.60
2013-10-01	MOS	The Mosaic	D	-2.89	0.20	PPG	Ppg Industries	A	2.38	0.20
2013-10-01	BATS	British American Tobacco	C	-1.86	0.30	DAL	Delta Air Lines	A	2.47	0.30
2013-10-01	DE	Deere	D	-2.86	0.80	GWW	Ww Grainger	A	2.45	0.80
2013-10-01	FAST	Fastenal	C	-1.84	0.30	IR	Ingersoll-rand	A	2.41	0.30
2013-10-01	ISRG	Intuitive Surgical Taiwan	D	-2.89	0.30	BIIB	Biogen	A	2.88	0.30
2013-10-01	2330	Semiconductor Manufacturing	C	-1.85	0.60	ROP	Roper Technologies	A	2.41	0.60
2013-10-01	DGX	Quest Diagnostics	C	-1.84	0.30	CELG	Celgene	A	2.50	0.30
2013-10-01	LUK	Leucadia National	C	-1.86	0.20	STZ	Constellation Brands	A	2.54	0.20
2013-10-01	MO	Altria	C	-1.84	0.10	DLPH	Delphi Automotive	A	2.50	0.10
2013-10-01	ORCL	Oracle	C	-1.85	0.10	CSC	Computer Sciences	A	2.39	0.10
2013-10-01	PCG	Pg&e	C	-1.86	0.20	NRG	Nrg Energy	A	2.32	0.20
2013-10-01	PBR	Petroleo Brasileiro Sa - Petrobras Adr	D	-2.86	0.10	PXD	Pioneer Natural Resources	A	2.41	0.10
2013-10-01	MTX	Mtu Aero Engines	C	-1.85	0.30	EA	Electronic Arts	A	2.40	0.30
2013-10-01	SAN	Sanofi	C	-1.85	0.20	PCLN	The Priceline	A	2.39	0.20
2013-10-01	AZN	Astrazeneca	C	-1.85	0.30	BSX	Boston Scientific	A	2.39	0.30
2013-10-01	FD	Macy's	C	-1.86	0.40	NFLX	Netflix	A	3.00	0.40
2013-10-01	ENB	Enbridge Potash	C	-1.85	0.90	MYL	Mylan N.V.	A	2.38	0.90
2013-10-01	POT	Corporation Of Saskatchewan	D	-2.88	0.40	DISCA	Discovery Communications	A	2.38	0.40
2013-10-01	RAX	Rackspace Hosting	D	-2.89	0.40	YHOO	Yahoo	A	2.38	0.40
2013-10-01	CCI	Crown Castle Intl Corp	C	-1.85	0.20	BAC	Bank Of America	A	2.46	0.20
2013-10-01	NG.	National Grid	C	-1.86	0.40	ALL	Allstate	A	2.37	0.40
2013-10-01	VZ	Verizon Communications	C	-1.85	0.60	FTR	Frontier Communications	A	2.19	0.60
2013-10-01	PM	Philip Morris International	D	-2.84	1.40	WHR	Whirlpool	A	2.44	1.40
2013-10-01	DLR	Digital Realty Trust	D	-2.88	0.10	AMP	Ameriprise Financial	A	2.41	0.10
2013-10-01	EXPE	Expedia	D	-2.87	0.50	BBY	Best Buy	A	2.56	0.50
2013-10-01	KMI	Kinder Morgan	C	-1.85	0.50	EQT	Eq	A	2.34	0.50
2013-11-01	FE	Firstenergy	D	-2.86	0.40	NI	Nisource	A	2.67	0.40
2013-11-01	RI	Pernod Ricard	C	-1.86	0.20	BBY	Best Buy	A	2.63	0.20
2013-11-01	BAX	Baxter International	C	-1.85	1.10	ALXN	Alexion Pharmaceuticals	A	3.00	1.10
2013-11-01	522	Asm Pacific Technology	D	-2.86	0.30	KSU	Kansas City Southern	A	2.63	0.30

Date	Ticker	Name	R	SM	W (%)	Ticker	Name	R	SM	W (%)
2013-11-01	MOS	The Mosaic	D	-2.88	0.20	PPG	Ppg Industries	A	2.42	0.20
2013-11-01	BATS	British American Tobacco	C	-1.85	0.40	GME	Gamestop Corp New	A	2.58	0.40
2013-11-01	EMC	EMC Corp	C	-1.85	0.20	MU	Micron Technology	A	2.54	0.20
2013-11-01	ISRG	Intuitive Surgical	D	-2.89	0.30	BIIB	Biogen	A	2.88	0.30
2013-11-01	PCG	Pg&e	C	-1.85	0.20	NRG	Nrg Energy	A	2.33	0.20
2013-11-01	SWN	Southwestern Energy	C	-1.84	0.40	PXD	Pioneer Natural Resources	A	2.43	0.40
2013-11-01	MTX	Mtu Aero Engines	C	-1.85	0.30	TRIP	Tripadvisor	A	2.57	0.30
2013-11-01	SAN	Sanofi	C	-1.85	0.20	DAL	Delta Air Lines	A	2.52	0.20
2013-11-01	AZN	Astrazeneca	C	-1.84	0.30	DLPH	Delphi Automotive	A	2.49	0.30
2013-11-01	CSCO	Cisco Systems	C	-1.86	0.40	CSC	Computer Sciences	A	2.37	0.40
2013-11-01	FD	Macy's	C	-1.85	0.40	NFLX	Netflix	A	3.00	0.40
2013-11-01	ENB	Enbridge Potash	C	-1.84	0.90	CELG	Celgene	A	2.49	0.90
2013-11-01	POT	Corporation Of Saskatchewan	D	-2.88	0.40	GWW	Ww Grainger	A	2.46	0.40
2013-11-01	PEP	Pepsico	C	-1.84	1.10	STZ	Constellation Brands	A	2.61	1.10
2013-11-01	CCI	Crown Castle Intl Corp	C	-1.84	0.20	GNW	Genworth Financial	A	2.58	0.20
2013-11-01	NG.	National Grid	C	-1.85	0.40	AMP	Ameriprise Financial	A	2.45	0.40
2013-11-01	VZ	Verizon Communications	C	-1.84	0.70	FTR	Frontier Communications	A	2.20	0.70
2013-11-01	CVX	Chevron	C	-1.85	0.70	HP	Helmerich & Payne	A	2.33	0.70
2013-11-01	DLR	Digital Realty Trust	D	-2.89	0.10	BAC	Bank Of America	A	2.47	0.10
2013-11-01	AWK	American Water Works	C	-1.84	0.20	SRE	Sempra Energy	A	2.31	0.20
2013-11-01	KMI	Kinder Morgan	C	-1.86	0.50	EQT	Eqst	A	2.32	0.50
2013-12-02	FE	Firstenergy	D	-2.88	0.30	NI	Nisource	A	2.67	0.30
2013-12-02	RI	Pernod Ricard	D	-2.86	0.20	STZ	Constellation Brands	A	2.66	0.20
2013-12-02	BAX	Baxter International	C	-1.85	1.10	BIIB	Biogen	A	3.00	1.10
2013-12-02	522	Asm Pacific Technology	D	-2.88	0.20	KSU	Kansas City Southern	A	2.63	0.20
2013-12-02	BATS	British American Tobacco	C	-1.86	0.30	BBY	Best Buy	A	2.61	0.30
2013-12-02	EMC	EMC Corp	C	-1.85	0.20	MU	Micron Technology	A	2.65	0.20
2013-12-02	ISRG	Intuitive Surgical	D	-2.89	0.30	ALXN	Alexion Pharmaceuticals	A	3.00	0.30
2013-12-02	PCG	Pg&e	C	-1.86	0.20	NRG	Nrg Energy	A	2.31	0.20
2013-12-02	CSCO	Cisco Systems	C	-1.87	0.40	YHOO	Yahoo	A	2.41	0.40
2013-12-02	ENB	Enbridge Potash	C	-1.85	0.80	TRIP	Tripadvisor	A	2.59	0.80
2013-12-02	POT	Corporation Of Saskatchewan	D	-2.87	0.40	KORS	Michael Kors	A	2.57	0.40
2013-12-02	RAX	Rackspace Hosting	C	-1.88	0.20	CSC	Computer Sciences	A	2.39	0.20
2013-12-02	RYAAY	Ryanair Adr	C	-1.85	0.10	NFLX	Netflix	A	3.00	0.10
2013-12-02	CVX	Chevron	C	-1.84	0.70	PXD	Pioneer Natural Resources	A	2.38	0.70
2013-12-02	DLR	Digital Realty Trust	D	-2.89	0.10	GNW	Genworth Financial	A	2.62	0.10
2013-12-02	KMI	Kinder Morgan	D	-2.86	0.50	HP	Helmerich & Payne	A	2.33	0.50
2014-01-01	FE	Firstenergy	D	-2.87	0.30	NI	Nisource	A	2.70	0.30
2014-01-01	SU	Schneider Electric	C	-1.84	0.40	ADS	Alliance Data Systems	A	2.74	0.40
2014-01-01	RI	Pernod Ricard	D	-2.86	0.20	STZ	Constellation Brands	A	2.65	0.20
2014-01-01	BAX	Baxter International	D	-2.84	0.70	BIIB	Biogen	A	3.00	0.70
2014-01-01	522	Asm Pacific Technology	D	-2.88	0.10	KSU	Kansas City Southern	A	2.64	0.10
2014-01-01	BATS	British American Tobacco	C	-1.86	0.40	MHK	Mohawk Industries	A	2.61	0.40
2014-01-01	ISRG	Intuitive Surgical	D	-2.89	0.30	ALXN	Alexion Pharmaceuticals	A	3.00	0.30
2014-01-01	PCG	Pg&e	D	-2.86	0.20	NRG	Nrg Energy	A	2.33	0.20
2014-01-01	ASML	Asml	C	-1.85	0.60	BBY	Best Buy	A	2.59	0.60
2014-01-01	CSCO	Cisco Systems	C	-1.86	0.40	FB	Facebook	A	2.51	0.40

Date	Ticker	Name	R	SM	W (%)	Ticker	Name	R	SM	W (%)
2014-01-01	POT	Potash Corporation Of Saskatchewan	D	-2.87	0.50	TRIP	Tripadvisor	A	2.56	0.50
2014-01-01	RAX	Rackspace Hosting	C	-1.88	0.30	YHOO	Yahoo	A	2.45	0.30
2014-01-01	RYAAY	Ryanair Adr	C	-1.86	0.10	NFLX	Netflix	A	3.00	0.10
2014-01-01	CVX	Chevron	C	-1.84	0.80	PXD	Pioneer Natural Resources	A	2.39	0.80
2014-01-01	DLR	Digital Realty Trust	D	-2.89	0.10	GNW	Genworth Financial	A	2.63	0.10
2014-01-01	KMI	Kinder Morgan	D	-2.85	0.50	HP	Helmerich & Payne	A	2.36	0.50
2014-02-03	FE	Firstenergy	D	-2.88	0.30	NI	Nisource	A	2.72	0.30
2014-02-03	AIG	American International	C	-1.85	0.40	GNW	Genworth Financial	A	2.58	0.40
2014-02-03	SU	Schneider Electric	C	-1.85	0.40	BSX	Boston Scientific	A	2.43	0.40
2014-02-03	RI	Pernod Ricard Taiwan	D	-2.87	0.20	MYL	Mylan N.V.	A	2.42	0.20
2014-02-03	TSM	Semiconductor Manufacturing Adr	D	-2.85	0.20	FB	Facebook	A	2.58	0.20
2014-02-03	MGGT	Meggitt	C	-1.85	0.20	TSN	Tyson Foods	A	2.40	0.20
2014-02-03	CLF	Cliffs Natural Resources	C	-1.89	0.00	PPG	Ppg Industries	A	2.41	0.00
2014-02-03	BATS	British American Tobacco	D	-2.87	0.40	ROP	Roper Technologies	A	2.40	0.40
2014-02-03	RIG	Transocean	D	-2.88	0.00	HP	Helmerich & Payne	A	2.37	0.00
2014-02-03	FAST	Fastenal	D	-2.86	0.20	ADS	Alliance Data Systems	A	2.67	0.20
2014-02-03	2330	Taiwan Semiconductor Manufacturing	C	-1.84	0.40	HAR	Harman Ind Inc	A	2.40	0.40
2014-02-03	DGX	Quest Diagnostics	D	-2.87	0.20	BIIB	Biogen	A	3.00	0.20
2014-02-03	LUK	Leucadia National	C	-1.85	0.20	STZ	Constellation Brands	A	2.70	0.20
2014-02-03	NBL	Noble Energy	C	-1.87	0.60	EQT	Eqt	A	2.35	0.60
2014-02-03	NUE	Nucor	C	-1.86	0.20	ECL	Ecolab	A	2.34	0.20
2014-02-03	COP	Conocophillips	C	-1.86	0.70	CHK	Chesapeake Energy	A	2.26	0.70
2014-02-03	PCG	Pg&e	D	-2.86	0.20	SRE	Sempra Energy	A	2.31	0.20
2014-02-03	EW	Edwards Lifesciences	D	-2.85	0.30	ALXN	Alexion Pharmaceuticals	A	3.00	0.30
2014-02-03	RL	Ralph Lauren	D	-2.86	0.10	MHK	Mohawk Industries	A	2.56	0.10
2014-02-03	MTX	Mtu Aero Engines	D	-2.86	0.30	PBI	Pitney Bowes	A	2.39	0.30
2014-02-03	ASML	Asml	C	-1.86	0.60	YHOO	Yahoo	A	2.39	0.60
2014-02-03	CSCO	Cisco Systems	C	-1.86	0.40	CSC	Computer Sciences	A	2.43	0.40
2014-02-03	MWV	MeadWestvaco	C	-1.85	0.20	IR	Ingersoll-rand	A	2.46	0.20
2014-02-03	9984	Softbank	C	-1.87	0.50	LUV	Southwest Airlines	A	2.39	0.50
2014-02-03	SBUX	Starbucks	C	-1.86	0.70	NFLX	Netflix	A	3.00	0.70
2014-02-03	CTRP	Ctrip.com International Adr	C	-1.90	0.20	DAL	Delta Air Lines	A	2.57	0.20
2014-02-03	POT	Potash Corporation Of Saskatchewan	D	-2.87	0.50	WHR	Whirlpool	A	2.38	0.50
2014-02-03	PEP	Pepsico	C	-1.85	0.80	KORS	Michael Kors	A	2.53	0.80
2014-02-03	TWX	Time Warner	C	-1.85	1.70	TRIP	Tripadvisor	A	2.50	1.70
2014-02-03	RAX	Rackspace Hosting	D	-2.89	0.20	WDC	Western Digital	A	2.42	0.20
2014-02-03	EXPN	Experian	D	-2.86	0.00	ETFC	Etrade Financial	A	2.38	0.00
2014-02-03	DNR	Denbury Resources	D	-2.87	0.40	HAL	Halliburton	A	2.25	0.40
2014-02-03	CCI	Crown Castle Intl Corp	C	-1.85	0.10	BAC	Bank Of America	A	2.55	0.10
2014-02-03	VZ	Verizon Communications	C	-1.85	0.70	FTR	Frontier Communications	A	2.19	0.70
2014-02-03	PM	Philip Morris International	D	-2.86	1.50	DLPH	Delphi Automotive	A	2.50	1.50
2014-02-03	RYAAY	Ryanair Adr	C	-1.85	0.20	PCLN	The Priceline	A	2.42	0.20
2014-02-03	CVX	Chevron	C	-1.86	0.70	VLO	Valero Energy	A	2.24	0.70
2014-02-03	ASML	Asml	C	-1.86	0.40	HPQ	Hewlett-Packard	A	2.40	0.40
2014-02-03	GFTU	Grafton	C	-1.86	0.30	EFX	Equifax	A	2.38	0.30
2014-02-03	DLR	Digital Realty Trust	D	-2.88	0.10	AMP	Ameriprise Financial	A	2.45	0.10
2014-02-03	CXO	Concho Resources	C	-1.87	0.40	BHI	Baker Hughes	A	2.23	0.40
2014-02-03	KMI	Kinder Morgan	D	-2.86	0.50	MRO	Marathon Oil	A	2.23	0.50

Date	Ticker	Name	R	SM	W (%)	Ticker	Name	R	SM	W (%)
2014-03-03	FE	Firstenergy	D	-2.88	0.30	NI	Nisource	A	2.73	0.30
2014-03-03	AIG	American International	C	-1.84	0.40	GNW	Genworth Financial	A	2.62	0.40
2014-03-03	RI	Pernod Ricard	D	-2.86	0.20	ALXN	Alexion Pharmaceuticals	A	3.00	0.20
2014-03-03	MGGT	Meggitt	C	-1.86	0.20	FRX	Forest Laboratories	A	2.56	0.20
2014-03-03	CLF	Cliffs Natural Resources	C	-1.89	0.00	PPG	Ppg Industries	A	2.45	0.00
2014-03-03	BATS	British American Tobacco	D	-2.86	0.40	MYL	Mylan N.V.	A	2.53	0.40
2014-03-03	RIG	Transocean	D	-2.88	0.00	HP	Helmerich & Payne	A	2.42	0.00
2014-03-03	2330	Taiwan Semiconductor Manufacturing	C	-1.84	0.30	IR	Ingersoll-rand	A	2.49	0.30
2014-03-03	DGX	Quest Diagnostics	D	-2.86	0.20	BIIB	Biogen	A	3.00	0.20
2014-03-03	LOW	Lowe's Companies	C	-1.84	0.30	NFLX	Netflix	A	3.00	0.30
2014-03-03	LUK	Leucadia National	C	-1.84	0.20	STZ	Constellation Brands	A	2.75	0.20
2014-03-03	MUR	Murphy Oil	C	-1.85	0.20	EQT	Eqst	A	2.38	0.20
2014-03-03	NBL	Noble Energy	C	-1.85	0.60	HAL	Halliburton	A	2.29	0.60
2014-03-03	NUE	Nucor	C	-1.85	0.20	ECL	Ecolab	A	2.37	0.20
2014-03-03	OXY	Occidental Petroleum	C	-1.84	0.70	BHI	Baker Hughes	A	2.26	0.70
2014-03-03	COP	Conocophillips	C	-1.85	0.60	NBR	Nabors Industries	A	2.26	0.60
2014-03-03	PG	Procter & Gamble	C	-1.85	0.60	KORS	Michael Kors	A	2.68	0.60
2014-03-03	RL	Ralph Lauren	D	-2.85	0.10	MHK	Mohawk Industries	A	2.57	0.10
2014-03-03	MTX	Mtu Aero Engines	D	-2.86	0.30	YHOO	Yahoo	A	2.43	0.30
2014-03-03	WM	Waste Management	C	-1.85	0.20	ADS	Alliance Data Systems	A	2.79	0.20
2014-03-03	ASML	Asml	C	-1.86	0.60	BSX	Boston Scientific	A	2.43	0.60
2014-03-03	ITX	Industria De Diseno Textil	C	-1.86	0.00	HPQ	Hewlett-Packard	A	2.42	0.00
2014-03-03	CSCO	Cisco Systems	C	-1.86	0.40	FB	Facebook	A	2.63	0.40
2014-03-03	SBUX	Starbucks	C	-1.86	0.70	TRIP	Tripadvisor	A	2.68	0.70
2014-03-03	CTRP	Ctrip.com International Adr	C	-1.85	0.20	DAL	Delta Air Lines	A	2.64	0.20
2014-03-03	PEP	Pepsico	C	-1.85	0.70	DLPH	Delphi Automotive	A	2.56	0.70
2014-03-03	TWX	Time Warner	C	-1.84	1.80	PCLN	The Priceline	A	2.50	1.80
2014-03-03	COST	Costco Wholesale	C	-1.85	0.70	LUV	Southwest Airlines	A	2.43	0.70
2014-03-03	HPT	Hospitality Properties Trust	D	-2.85	0.20	BAC	Bank Of America	A	2.54	0.20
2014-03-03	RAX	Rackspace Hosting	D	-2.89	0.20	CSC	Computer Sciences	A	2.46	0.20
2014-03-03	EXPN	Experian	D	-2.86	0.00	SWY	Safeway Inc	A	2.42	0.00
2014-03-03	DNR	Denbury Resources	D	-2.86	0.40	VLO	Valero Energy	A	2.24	0.40
2014-03-03	CCI	Crown Castle Intl Corp	C	-1.83	0.20	AMP	Ameriprise Financial	A	2.48	0.20
2014-03-03	VZ	Verizon Communications	D	-2.84	0.60	FTR	Frontier Communications	A	2.21	0.60
2014-03-03	PM	Philip Morris International	D	-2.85	1.50	WHR	Whirlpool	A	2.43	1.50
2014-03-03	CVX	Chevron	C	-1.85	0.70	MRO	Marathon Oil	A	2.24	0.70
2014-03-03	ASML	Asml	C	-1.86	0.30	WDC	Western Digital	A	2.44	0.30
2014-03-03	GM	General Motors	C	-1.85	0.30	TSN	Tyson Foods	A	2.43	0.30
2014-03-03	1398	Industrial And Commercial Bank Of China	D	-2.87	0.00	HAR	Harman Ind Inc	A	2.42	0.00
2014-03-03	DLR	Digital Realty Trust	D	-2.88	0.10	ETFC	Etrade Financial	A	2.44	0.10
2014-03-03	KMI	Kinder Morgan	D	-2.87	0.40	PSX	Phillips 66	A	2.23	0.40
2014-04-01	DBK	Deutsche Bank	C	-1.86	0.50	BIIB	Biogen	A	3.00	0.50
2014-04-01	OIS	Oil States International	C	-1.85	0.20	HP	Helmerich & Payne	A	2.46	0.20
2014-04-01	MGGT	Meggitt	C	-1.86	0.20	ALXN	Alexion Pharmaceuticals	A	3.00	0.20
2014-04-01	CME	Cme	C	-1.86	0.90	GNW	Genworth Financial	A	2.72	0.90
2014-04-01	CHK	Chesapeake Energy	C	-1.85	0.40	EQT	Eqst	A	2.37	0.40
2014-04-01	LUK	Leucadia National	C	-1.84	0.20	STZ	Constellation Brands	A	2.79	0.20
2014-04-01	MUR	Murphy Oil	C	-1.84	0.20	HAL	Halliburton	A	2.31	0.20
2014-04-01	NUE	Nucor	C	-1.85	0.10	PPG	Ppg Industries	A	2.45	0.10
2014-04-01	COP	Conocophillips	C	-1.84	0.70	NBR	Nabors Industries	A	2.28	0.70

Date	Ticker	Name	R	SM	W (%)	Ticker	Name	R	SM	W (%)
2014-04-01	PG	Procter & Gamble	C	-1.84	0.70	KORS	Michael Kors	A	2.66	0.70
2014-04-01	RL	Ralph Lauren	D	-2.85	0.20	DLPH	Delphi Automotive	A	2.59	0.20
2014-04-01	MTX	Mtu Aero Engines	D	-2.85	0.30	NI	Nisource	A	2.76	0.30
2014-04-01	WM	Waste Management	C	-1.85	0.20	ADS	Alliance Data Systems	A	2.77	0.20
2014-04-01	WY	Weyerhaeuser	C	-1.85	0.70	BAC	Bank Of America	A	2.58	0.70
2014-04-01	ASML	Asml	C	-1.85	0.70	FRX	Forest Laboratories	A	2.54	0.70
2014-04-01	ITX	Industria De Diseno Textil	C	-1.85	0.00	MYL	Mylan N.V.	A	2.47	0.00
2014-04-01	CSCO	Cisco Systems	C	-1.85	1.00	MU	Micron Technology	A	2.74	1.00
2014-04-01	GS	Goldman Sachs	C	-1.85	0.50	AMP	Ameriprise Financial	A	2.50	0.50
2014-04-01	2914	Japan Tobacco	D	-2.86	0.20	HPQ	Hewlett-Packard	A	2.47	0.20
2014-04-01	PEP	Pepsico	C	-1.84	0.60	MHK	Mohawk Industries	A	2.56	0.60
2014-04-01	TWX	Time Warner	C	-1.84	1.40	DAL	Delta Air Lines	A	2.70	1.40
2014-04-01	COST	Costco Wholesale	C	-1.85	0.30	TRIP	Tripadvisor	A	2.65	0.30
2014-04-01	RAX	Rackspace Hosting	D	-2.90	0.20	FB	Facebook	A	2.59	0.20
2014-04-01	DNR	Denbury Resources	D	-2.86	0.40	VLO	Valero Energy	A	2.28	0.40
2014-04-01	VZ	Verizon Communications	D	-2.84	0.60	FTR	Frontier Communications	A	2.25	0.60
2014-04-01	PM	Philip Morris International	D	-2.85	2.10	TSN	Tyson Foods	A	2.48	2.10
2014-04-01	CVX	Chevron	D	-2.84	0.50	BHI	Baker Hughes	A	2.27	0.50
2014-04-01	GM	General Motors	C	-1.86	0.30	WHR	Whirlpool	A	2.47	0.30
2014-04-01	1398	Commercial Bank Of China	D	-2.87	0.00	WDC	Western Digital	A	2.47	0.00
2014-04-01	DLR	Digital Realty Trust	D	-2.88	0.10	ETFC	Etrade Financial	A	2.48	0.10
2014-04-01	LNKD	Linkedin	C	-1.88	0.20	IR	Ingersoll-rand	A	2.46	0.20
2014-04-01	KMI	Kinder Morgan	D	-2.87	0.30	MRO	Marathon Oil	A	2.25	0.30
2014-04-01	FOXA	Twenty-first Century Fox	C	-1.85	1.10	PCLN	The Priceline	A	2.47	1.10
2014-05-01	DBK	Deutsche Bank	D	-2.87	0.50	ALXN	Alexion Pharmaceuticals	A	3.00	0.50
2014-05-01	CS	Axa	C	-1.85	0.00	NI	Nisource	A	2.78	0.00
2014-05-01	7203	Toyota Motor	D	-2.86	0.10	FRX	Forest Laboratories	A	2.54	0.10
2014-05-01	BA	Boeing	C	-1.85	2.40	IR	Ingersoll-rand	A	2.49	2.40
2014-05-01	OIS	Oil States International	C	-1.85	0.20	HP	Helmerich & Payne	A	2.45	0.20
2014-05-01	MGGT	Meggitt	D	-2.86	0.20	MYL	Mylan N.V.	A	2.48	0.20
2014-05-01	CME	Cme	C	-1.86	0.90	GNW	Genworth Financial	A	2.73	0.90
2014-05-01	LUK	Leucadia National	D	-2.86	0.20	STZ	Constellation Brands	A	2.75	0.20
2014-05-01	MUR	Murphy Oil	C	-1.84	0.20	EQT	Eqst	A	2.41	0.20
2014-05-01	NUE	Nucor	C	-1.84	0.10	PPG	Ppg Industries	A	2.44	0.10
2014-05-01	RL	Ralph Lauren	D	-2.86	0.20	KORS	Michael Kors	A	2.64	0.20
2014-05-01	AMZN	Amazon.com	C	-1.87	3.40	DAL	Delta Air Lines	A	2.72	3.40
2014-05-01	WM	Waste Management	C	-1.84	0.20	R	Ryder System	A	2.41	0.20
2014-05-01	ASML	Asml	C	-1.87	0.60	TSN	Tyson Foods	A	2.47	0.60
2014-05-01	VRTX	Vertex Pharmaceuticals	D	-2.87	0.70	BIIB	Biogen	A	3.00	0.70
2014-05-01	ITX	Industria De Diseno Textil	C	-1.85	0.00	WHR	Whirlpool	A	2.46	0.00
2014-05-01	GS	Goldman Sachs	C	-1.85	0.50	BAC	Bank Of America	A	2.50	0.50
2014-05-01	CNQR	Concur Technologies	C	-1.89	0.10	HPQ	Hewlett-Packard	A	2.46	0.10
2014-05-01	9984	Softbank	C	-1.85	0.50	HAR	Harman Ind Inc	A	2.43	0.50
2014-05-01	AIR	Airbus	C	-1.86	0.90	SWY	Safeway Inc	A	2.43	0.90
2014-05-01	2914	Japan Tobacco	D	-2.85	0.20	PBI	Pitney Bowes	A	2.43	0.20
2014-05-01	TWX	Time Warner	C	-1.84	1.40	TRIP	Tripadvisor	A	2.57	1.40
2014-05-01	MA	Mastercard	C	-1.85	0.30	AMP	Ameriprise Financial	A	2.50	0.30
2014-05-01	COST	Costco Wholesale	C	-1.85	0.30	LUV	Southwest Airlines	A	2.47	0.30
2014-05-01	RAX	Rackspace Hosting	D	-2.91	0.10	ALL	Allstate	A	2.42	0.60
2014-05-01	C	Citigroup	D	-2.86	0.60	FTR	Frontier Communications	A	2.26	0.60
2014-05-01	VZ	Verizon Communications	D	-2.84	0.60	FTR	Frontier Communications	A	2.26	0.60
2014-05-01	ASML	Asml	C	-1.86	0.30	CSC	Computer Sciences	A	2.44	0.30
2014-05-01	GM	General Motors	C	-1.86	0.30	DLPH	Delphi Automotive	A	2.57	0.30
2014-05-01	V	Visa	C	-1.85	0.20	DFS	Discover Financial Services	A	2.40	0.20

Date	Ticker	Name	R	SM	W (%)	Ticker	Name	R	SM	W (%)
2014-05-01	1398	Industrial And Commercial Bank Of China	D	-2.87	0.00	BSX	Boston Scientific	A	2.41	0.00
2014-05-01	DLR	Digital Realty Trust	D	-2.88	0.10	EFX	Equifax	A	2.40	0.10
2014-05-01	LNKD	Linkedin	C	-1.90	0.20	FISV	Fiserv	A	2.38	0.20
2014-05-01	KMI	Kinder Morgan	D	-2.87	0.30	HAL	Halliburton	A	2.32	0.30
2014-05-01	FOXA	Twenty-first Century Fox	C	-1.85	1.10	PCLN	The Priceline	A	2.44	1.10
2014-06-02	DBK	Deutsche Bank	D	-2.88	0.40	NI	Nisource	A	2.80	0.40
2014-06-02	CS	Axa	C	-1.85	0.00	TSN	Tyson Foods	A	2.48	0.00
2014-06-02	7203	Toyota Motor	D	-2.85	0.10	PPG	Ppg Industries	A	2.46	0.10
2014-06-02	MGGT	Meggitt	D	-2.86	0.20	WHR	Whirlpool	A	2.44	0.20
2014-06-02	CME	Cme	C	-1.86	0.90	GNW	Genworth Financial	A	2.70	0.90
2014-06-02	HD	The Home Depot	C	-1.84	2.20	DAL	Delta Air Lines	A	2.79	2.20
2014-06-02	6981	Murata Manufacturing	C	-1.85	0.20	HAR	Harman Ind Inc	A	2.42	0.20
2014-06-02	CRM	Salesforce.com	C	-1.87	0.40	HPQ	Hewlett-Packard	A	2.48	0.40
2014-06-02	LOW	Lowe's Companies	C	-1.84	0.30	LUV	Southwest Airlines	A	2.51	0.30
2014-06-02	LUK	Leucadia National	D	-2.86	0.20	STZ	Constellation Brands	A	2.78	0.20
2014-06-02	MAS	Masco	C	-1.85	0.30	IR	Ingersoll-rand	A	2.48	0.30
2014-06-02	PFE	Pfizer	C	-1.85	0.60	BIIB	Biogen	A	3.00	0.60
2014-06-02	RL	Ralph Lauren	D	-2.86	0.20	KORS	Michael Kors	A	2.65	0.20
2014-06-02	TMO	Thermo Fisher Scientific	C	-1.85	0.30	ALXN	Alexion Pharmaceuticals	A	3.00	0.30
2014-06-02	AMZN	Amazon.com	C	-1.87	3.30	PCLN	The Priceline	A	2.48	3.30
2014-06-02	ASML	Asml	C	-1.86	0.60	SNDK	Sandisk Corp	A	2.41	0.60
2014-06-02	VRTX	Vertex Pharmaceuticals	D	-2.86	0.70	FRX	Forest Laboratories	A	2.56	0.70
2014-06-02	ITX	Industria De Diseno Textil	C	-1.85	0.00	SNA	Snap-on	A	2.41	0.00
2014-06-02	CBS	Cbs	C	-1.85	0.40	SWY	Safeway Inc	A	2.43	0.40
2014-06-02	GS	Goldman Sachs	C	-1.85	0.50	AMP	Ameriprise Financial	A	2.51	0.50
2014-06-02	CNQR	Concur Technologies	C	-1.89	0.10	CSC	Computer Sciences	A	2.46	0.10
2014-06-02	REGN	Regeneron Pharmaceuticals	C	-1.85	0.40	BSX	Boston Scientific	A	2.42	0.40
2014-06-02	9984	Softbank	C	-1.85	0.50	WAG	Walgreens Boots Alliance	A	2.41	0.50
2014-06-02	OII	Oceaneering International	D	-2.86	0.30	HP	Helmerich & Payne	A	2.46	0.30
2014-06-02	BMJ	Bristol-myers Squibb	C	-1.86	0.70	ZBH	Zimmer Biomet	A	2.37	0.70
2014-06-02	MA	Mastercard	C	-1.85	0.30	ALL	Allstate	A	2.43	0.30
2014-06-02	COST	Costco Wholesale	C	-1.85	0.30	MCK	Mckesson	A	2.42	0.30
2014-06-02	RAX	Rackspace Hosting	D	-2.89	0.20	PBI	Pitney Bowes	A	2.45	0.20
2014-06-02	C	Citigroup	D	-2.86	0.60	DFS	Discover Financial Services	A	2.43	0.60
2014-06-02	LVS	Las Vegas Sands	C	-1.85	0.20	CVS	Cvs Health	A	2.41	0.20
2014-06-02	ASML	Asml	C	-1.85	0.30	WDC	Western Digital	A	2.44	0.30
2014-06-02	GFTU	Grafton	C	-1.86	0.20	CMG	Chipotle Mexican Grill	A	2.39	0.20
2014-06-02	GM	General Motors	D	-2.86	0.30	DLPH	Delphi Automotive	A	2.58	0.30
2014-06-02	V	Visa	C	-1.85	0.20	TMK	Torchmark	A	2.40	0.20
2014-06-02	CNO	Cno Financial	C	-1.86	0.30	EFX	Equifax	A	2.40	0.30
2014-06-02	LNKD	Linkedin	D	-2.90	0.20	R	Ryder System	A	2.43	0.20
2014-06-02	KMI	Kinder Morgan	D	-2.86	0.30	EQT	Eqt	A	2.40	0.30
2014-07-01	DBK	Deutsche Bank	D	-2.89	0.50	NI	Nisource	A	2.83	0.50
2014-07-01	CS	Axa	C	-1.86	0.00	HP	Helmerich & Payne	A	2.50	0.00
2014-07-01	CME	Cme	D	-2.86	0.90	GNW	Genworth Financial	A	2.71	0.90
2014-07-01	HD	The Home Depot	C	-1.84	2.00	DAL	Delta Air Lines	A	2.79	2.00
2014-07-01	6981	Murata Manufacturing	C	-1.84	0.20	PPG	Ppg Industries	A	2.48	0.20
2014-07-01	CRM	Salesforce.com	C	-1.85	0.40	HPQ	Hewlett-Packard	A	2.49	0.40
2014-07-01	LOW	Lowe's Companies	C	-1.84	0.30	LUV	Southwest Airlines	A	2.53	0.30
2014-07-01	LUK	Leucadia National	D	-2.85	0.20	STZ	Constellation Brands	A	2.82	0.20
2014-07-01	MAS	Masco	C	-1.84	0.40	IR	Ingersoll-rand	A	2.51	0.40
2014-07-01	PFE	Pfizer	C	-1.85	0.60	BIIB	Biogen	A	3.00	0.60
2014-07-01	RL	Ralph Lauren	D	-2.85	0.20	KORS	Michael Kors	A	2.62	0.20

Date	Ticker	Name	R	SM	W (%)	Ticker	Name	R	SM	W (%)
2014-07-01	TMO	Thermo Fisher Scientific	C	-1.84	0.30	ALXN	Alexion Pharmaceuticals	A	3.00	0.30
2014-07-01	AMZN	Amazon.com	C	-1.86	3.50	PCLN	The Priceline	A	2.47	3.50
2014-07-01	ASML	Asml	C	-1.85	0.70	HAR	Harman Ind Inc	A	2.45	0.70
2014-07-01	CBS	Cbs	C	-1.84	0.40	SWY	Safeway Inc	A	2.43	0.40
2014-07-01	NKE	Nike	C	-1.84	0.40	DLPH	Delphi Automotive	A	2.59	0.40
2014-07-01	GS	Goldman Sachs	C	-1.84	0.60	AMP	Ameriprise Financial	A	2.54	0.60
2014-07-01	CNQR	Concur Technologies	D	-2.88	0.10	CSC	Computer Sciences	A	2.47	0.10
2014-07-01	REGN	Regeneron Pharmaceuticals	C	-1.85	0.40	AMGN	Amgen	A	2.37	0.40
2014-07-01	9984	Softbank	C	-1.85	0.50	SNDK	Sandisk Corp	A	2.44	0.50
2014-07-01	AIR	Airbus	C	-1.85	0.90	PBI	Pitney Bowes	A	2.44	0.90
2014-07-01	BMJ	Bristol-myers Squibb	C	-1.86	0.80	ZBH	Zimmer Biomet	A	2.37	0.80
2014-07-01	MA	Mastercard	C	-1.85	0.30	DFS	Discover Financial Services	A	2.45	0.30
2014-07-01	RAX	Rackspace Hosting	D	-2.89	0.20	WDC	Western Digital	A	2.47	0.20
2014-07-01	C	Citigroup	D	-2.84	0.60	ALL	Allstate	A	2.43	0.60
2014-07-01	LVS	Las Vegas Sands	C	-1.85	0.10	CMG	Chipotle Mexican Grill	A	2.43	0.10
2014-07-01	GFTU	Grafton	D	-2.86	0.20	WHR	Whirlpool	A	2.43	0.20
2014-07-01	8316	Sumitomo Mitsui Financial	D	-2.87	0.00	MCK	Mckesson	A	2.42	0.00
2014-07-01	V	Visa	C	-1.85	0.20	EFX	Equifax	A	2.41	0.20
2014-07-01	CNO	Cno Financial	C	-1.84	0.30	TMK	Torchmark	A	2.41	0.30
2014-07-01	LNKD	Linkedin	D	-2.89	0.30	R	Ryder System	A	2.44	0.30
2014-08-01	DBK	Deutsche Bank	D	-2.89	0.50	NI	Nisource	A	2.79	0.50
2014-08-01	CS	Axa	C	-1.86	0.00	WDC	Western Digital	A	2.50	0.00
2014-08-01	DE	Deere	C	-1.85	0.50	IR	Ingersoll-rand	A	2.48	0.50
2014-08-01	FAST	Fastenal	C	-1.85	0.20	R	Ryder System	A	2.43	0.20
2014-08-01	LOW	Lowe's Companies	C	-1.84	0.30	DAL	Delta Air Lines	A	2.73	0.30
2014-08-01	LUK	Leucadia National	D	-2.86	0.20	STZ	Constellation Brands	A	2.77	0.20
2014-08-01	MAS	Masco	C	-1.85	0.40	CTAS	Cintas	A	2.39	0.40
2014-08-01	PFE	Pfizer	C	-1.85	0.60	BIIB	Biogen	A	3.00	0.60
2014-08-01	PG	Procter & Gamble	C	-1.84	1.00	DLPH	Delphi Automotive	A	2.57	1.00
2014-08-01	RL	Ralph Lauren	D	-2.84	0.20	KORS	Michael Kors	A	2.57	0.20
2014-08-01	SWN	Southwestern Energy	C	-1.86	0.40	HP	Helmerich & Payne	A	2.45	0.40
2014-08-01	MTX	Mtu Aero Engines	D	-2.85	0.30	CSC	Computer Sciences	A	2.46	0.30
2014-08-01	BSX	Boston Scientific	C	-1.85	0.40	ALXN	Alexion Pharmaceuticals	A	3.00	0.40
2014-08-01	CBS	Cbs	C	-1.86	0.40	LUV	Southwest Airlines	A	2.54	0.40
2014-08-01	CNQR	Concur Technologies	D	-2.88	0.10	HPQ	Hewlett-Packard	A	2.50	0.10
2014-08-01	9984	Softbank	C	-1.85	0.50	PPG	Ppg Industries	A	2.45	0.50
2014-08-01	AIR	Airbus	C	-1.87	0.80	WHR	Whirlpool	A	2.44	0.80
2014-08-01	BMJ	Bristol-myers Squibb	C	-1.85	0.80	AMGN	Amgen	A	2.39	0.80
2014-08-01	RAX	Rackspace Hosting	D	-2.91	0.20					
2014-08-01	CCI	Crown Castle Intl Corp	C	-1.84	0.10	AMP	Ameriprise Financial	A	2.53	0.10
2014-08-01	RYAAY	Ryanair Adr	C	-1.85	0.20	CMG	Chipotle Mexican Grill	A	2.48	0.20
2014-08-01	LVS	Las Vegas Sands	C	-1.86	0.10	PCLN	The Priceline	A	2.47	0.10
2014-08-01	GFTU	Grafton	D	-2.86	0.20	HAR	Harman Ind Inc	A	2.43	0.20
2014-08-01	8316	Sumitomo Mitsui Financial	D	-2.87	0.00	PBI	Pitney Bowes	A	2.43	0.00
2014-08-01	CNO	Cno Financial	C	-1.86	0.30	DFS	Discover Financial Services	A	2.43	0.30
2014-09-01	ADI	Analog Devices	C	-1.85	0.50	HPQ	Hewlett-Packard	A	2.54	0.50
2014-09-01	ROK	Rockwell Automation	C	-1.85	0.60	IR	Ingersoll-rand	A	2.49	0.60
2014-09-01	SU	Schneider Electric	C	-1.85	0.40	NI	Nisource	A	2.84	0.40
2014-09-01	DBK	Deutsche Bank	D	-2.89	0.50	DLPH	Delphi Automotive	A	2.59	0.50
2014-09-01	RI	Pernod Ricard	C	-1.83	0.20	AMP	Ameriprise Financial	A	2.56	0.20
2014-09-01	SIE	Siemens	C	-1.84	0.40	KORS	Michael Kors	A	2.55	0.40
2014-09-01	DE	Deere	C	-1.85	0.50	R	Ryder System	A	2.45	0.50
2014-09-01	FAST	Fastenal	D	-2.85	0.20	CTAS	Cintas	A	2.41	0.20
2014-09-01	FMC	Fmc	D	-2.87	0.60	PPG	Ppg Industries	A	2.47	0.60
2014-09-01	GE	General Electric	C	-1.85	1.40	FISV	Fiserv	A	2.40	1.40
2014-09-01	LUK	Leucadia National	D	-2.86	0.20	STZ	Constellation Brands	A	2.81	0.20

Date	Ticker	Name	R	SM	W (%)	Ticker	Name	R	SM	W (%)
2014-09-01	MXIM	Maxim Integrated Products	C	-1.85	0.20	WDC	Western Digital	A	2.51	0.20
2014-09-01	PFE	Pfizer	C	-1.85	0.60	BIIB	Biogen	A	3.00	0.60
2014-09-01	PH	Parker-hannifin	C	-1.85	0.80	FLS	Flowserve	A	2.38	0.80
2014-09-01	SWN	Southwestern Energy	C	-1.86	0.40	HP	Helmerich & Payne	A	2.45	0.40
2014-09-01	LB-TYK	Liberty Global	C	-1.84	0.20	LUV	Southwest Airlines	A	2.61	0.20
2014-09-01	BSX	Boston Scientific	C	-1.85	0.40	ALXN	Alexion Pharmaceuticals	A	3.00	0.40
2014-09-01	CNX	Consol Energy	C	-1.86	0.10	ECL	Ecolab	A	2.40	0.10
2014-09-01	9984	Softbank	C	-1.85	0.50	WHR	Whirlpool	A	2.46	0.50
2014-09-01	AIR	Airbus	D	-2.86	0.80	HAR	Harman Ind Inc	A	2.46	0.80
2014-09-01	BMY	Bristol-myers Squibb	C	-1.85	0.80	AMGN	Amgen	A	2.43	0.80
2014-09-01	RAX	Rackspace Hosting	D	-2.89	0.20	CSC	Computer Sciences	A	2.44	0.20
2014-09-01	LBTYA	Liberty Global	C	-1.84	0.10	CMG	Chipotle Mexican Grill	A	2.48	0.10
2014-09-01	RYAAY	Ryanair Adr	C	-1.85	0.20	PCLN	The Priceline	A	2.47	0.20
2014-09-01	LVS	Las Vegas Sands	C	-1.87	0.00	SWY	Safeway Inc	A	2.43	0.00
2014-09-01	8316	Sumitomo Mitsui Financial	D	-2.87	0.00	ALL	Allstate	A	2.45	0.00
2014-10-01	ADI	Analog Devices	C	-1.86	0.50	HPQ	Hewlett-Packard	A	2.49	0.50
2014-10-01	ROK	Rockwell Automation	C	-1.86	0.60	URI	United Rentals	A	2.64	0.60
2014-10-01	SU	Schneider Electric	C	-1.86	0.30	NI	Nisource	A	2.87	0.30
2014-10-01	DBK	Deutsche Bank	D	-2.88	0.30	AMGN	Amgen	A	2.43	0.30
2014-10-01	SU	Suncor Energy	C	-1.86	0.90	SNDK	Sandisk Corp	A	2.40	0.90
2014-10-01	SIE	Siemens	C	-1.85	0.40	PFGE	Principal Financial	A	2.40	0.40
2014-10-01	BA	Boeing	D	-2.85	2.30	R	Ryder System	A	2.44	2.30
2014-10-01	MGGT	Meggitt	D	-2.86	0.20	LRCX	Lam Research	A	2.39	0.20
2014-10-01	CAT	Caterpillar	C	-1.85	0.60	CTAS	Cintas	A	2.43	0.60
2014-10-01	MON	Monsanto	C	-1.85	0.30	STZ	Constellation Brands	A	2.79	0.30
2014-10-01	CPB	Campbell Soup	C	-1.85	0.40	DLPH	Delphi Automotive	A	2.52	0.40
2014-10-01	CMI	Cummins	C	-1.86	0.30	FISV	Fiserv	A	2.40	0.30
2014-10-01	DE	Deere	C	-1.86	0.50	NSC	Norfolk Southern	A	2.32	0.50
2014-10-01	FAST	Fastenal	D	-2.85	0.20	GD	General Dynamics	A	2.31	0.20
2014-10-01	FMC	Fmc	D	-2.89	0.50	PPG	Ppg Industries	A	2.44	0.50
2014-10-01	GE	General Electric	C	-1.85	1.70	FDX	Fedex	A	2.31	1.70
2014-10-01	CHK	Chesapeake Energy	C	-1.87	0.40	HP	Helmerich & Payne	A	2.40	0.40
2014-10-01	JCI	Johnson Controls	C	-1.86	0.30	KORS	Michael Kors	A	2.50	0.30
2014-10-01	KEY	Keycorp	C	-1.85	0.30	AMP	Ameriprise Financial	A	2.53	0.30
2014-10-01	LUK	Leucadia National	D	-2.87	0.20	WHR	Whirlpool	A	2.43	0.20
2014-10-01	MXIM	Maxim Integrated Products	C	-1.86	0.20	WDC	Western Digital	A	2.47	0.20
2014-10-01	NBL	Noble Energy	C	-1.86	0.80	HAL	Halliburton	A	2.32	0.80
2014-10-01	OXY	Occidental Petroleum	C	-1.85	0.40	XEC	Cimarex Energy	A	2.32	0.40
2014-10-01	PFE	Pfizer	D	-2.85	0.90	BIIB	Biogen	A	3.00	0.90
2014-10-01	PH	Parker-hannifin	C	-1.86	0.80		Fidelity National Information Services	A	2.30	0.80
2014-10-01	SLB	Schlumberger	C	-1.86	0.30	WMB	Williams Companies	A	2.28	0.30
2014-10-01	STI	Suntrust Banks	C	-1.85	0.60	DFS	Discover Financial Services	A	2.46	0.60
2014-10-01	SWN	Southwestern Energy	C	-1.88	0.40	MRO	Marathon Oil	A	2.27	0.40
2014-10-01	TOL	Toll Brothers	C	-1.86	0.00	SNA	Snap-on	A	2.41	0.00
2014-10-01	AMZN	Amazon.com	D	-2.85	3.40	LUV	Southwest Airlines	A	2.62	3.40
2014-10-01	PXD	Pioneer Natural Resources	C	-1.86	0.20	NFX	Newfield Exploration	A	2.25	0.20
2014-10-01	LB-TYK	Liberty Global	C	-1.84	0.20	CMG	Chipotle Mexican Grill	A	2.47	0.20
2014-10-01	EOG	Eog Resources	C	-1.86	0.30	FSLR	First Solar	A	2.22	0.30
2014-10-01	BSX	Boston Scientific	C	-1.86	0.40	ALXN	Alexion Pharmaceuticals	A	3.00	0.40
2014-10-01	CBS	Cbs	C	-1.86	0.40	PCLN	The Priceline	A	2.43	0.40
2014-10-01	CNX	Consol Energy	C	-1.87	0.10	ECL	Ecolab	A	2.39	0.10
2014-10-01	OII	Oceaneering International	D	-2.86	0.30	TSO	Tesoro	A	2.22	0.30

Date	Ticker	Name	R	SM	W (%)	Ticker	Name	R	SM	W (%)
2014-10-01	AIR	Airbus	D	-2.85	0.80	GMCR	Keurig Green Mountain	A	2.37	0.80
2014-10-01	POT	Potash Corporation Of Saskatchewan	C	-1.85	1.00	STX	Seagate Technology	A	2.37	1.00
2014-10-01	VIAB	Viacom	D	-2.86	0.40	SWY	Safeway Inc	A	2.43	0.40
2014-10-01	MA	Mastercard	C	-1.84	0.30	ALL	Allstate	A	2.45	0.30
2014-10-01	RAX	Rackspace Hosting	D	-2.90	0.20	CSC	Computer Sciences	A	2.44	0.20
2014-10-01	DNR	Denbury Resources	D	-2.87	0.40	HES	Hess	A	2.21	0.40
2014-10-01	PKI	Perkinelmer	C	-1.85	0.10		Minnesota Mng.& Mfg	A	2.28	0.10
2014-10-01	LBTYA	Liberty Global	C	-1.84	0.10	MCK	Mckesson	A	2.42	0.10
2014-10-01	HON	Honeywell International	C	-1.84	0.40	TYC	Tyco International	A	2.28	0.40
2014-10-01	DTE	Deutsche Telekom	C	-1.85	0.30	ANTM	Anthem	A	2.36	0.30
2014-10-01	LVS	Las Vegas Sands	D	-2.88	0.00	CVS	Cvs Health	A	2.41	0.00
2014-10-01	CNO	Cno Financial	C	-1.84	0.30	EFX	Equifax	A	2.41	0.30
2014-10-01	RDS.B	Royal Dutch Shell Adr	C	-1.85	0.60	APC	Anadarko Petroleum	A	2.21	0.60
2014-10-01	CXO	Concho Resources	C	-1.86	0.50	APA	Apache	A	2.19	0.50
2014-10-01	TEL	Te Connectivity	C	-1.86	0.20	COL	Rockwell Collins	A	2.27	0.20
2014-10-01	BHGE	Baker Hughes, A Ge	C	-1.86	0.50	CAM	International Corp.	A	2.19	0.50
2014-11-03	ADI	Analog Devices	D	-2.85	0.50	HPQ	Hewlett-Packard	A	2.51	0.50
2014-11-03	ROK	Rockwell Automation	D	-2.86	0.60	URI	United Rentals	A	2.68	0.60
2014-11-03	SU	Schneider Electric	D	-2.85	0.30	ZBH	Zimmer Biomet	A	2.39	0.30
2014-11-03	DBK	Deutsche Bank	D	-2.89	0.20	ANTM	Anthem	A	2.39	0.20
2014-11-03	AON	Aon	C	-1.84	0.40	AMP	Ameriprise Financial	A	2.56	0.40
2014-11-03	SU	Suncor Energy	C	-1.86	0.80	MNK	Mallinckrodt	A	2.38	0.80
2014-11-03	SIE	Siemens	D	-2.85	0.30	SRE	Sempra Energy	A	2.37	0.30
2014-11-03	BA	Boeing	D	-2.85	2.20	CTAS	Cintas	A	2.45	2.20
2014-11-03	BAX	Baxter International Taiwan	C	-1.85	0.40	BIIB	Biogen	A	3.00	0.40
2014-11-03	TSM	Semiconductor Manufacturing Adr	C	-1.84	0.00	WDC	Western Digital	A	2.50	0.00
2014-11-03	OIS	Oil States International	C	-1.85	0.10	HP	Helmerich & Payne	A	2.36	0.10
2014-11-03	MGGT	Meggitt	D	-2.86	0.20	AET	Aetna	A	2.37	0.20
2014-11-03	CAT	Caterpillar	C	-1.85	0.60	R	Ryder System	A	2.44	0.60
2014-11-03	MON	Monsanto	C	-1.85	0.30	DLPH	Delphi Automotive	A	2.59	0.30
2014-11-03	MOS	The Mosaic	D	-2.86	0.40	ECL	Ecolab	A	2.38	0.40
2014-11-03	CPB	Campbell Soup	C	-1.84	0.40	WHR	Whirlpool	A	2.52	0.40
2014-11-03	COF	Capital One Financial	C	-1.84	1.30	ALL	Allstate	A	2.48	1.30
2014-11-03	CMI	Cummins	C	-1.85	0.30	FISV	Fiserv	A	2.43	0.30
2014-11-03	DE	Deere	D	-2.85	0.50	GD	General Dynamics	A	2.35	0.50
2014-11-03	FAST	Fastenal	D	-2.86	0.20	FDX	Fedex	A	2.33	0.20
2014-11-03	FMC	Fmc	D	-2.89	0.50	AA	Alcoa	A	2.37	0.50
2014-11-03	GE	General Electric	D	-2.85	1.70	NSC	Norfolk Southern	A	2.32	1.70
2014-11-03	CHK	Chesapeake Energy	D	-2.88	0.30	WMB	Williams Companies	A	2.28	0.30
2014-11-03	KEY	Keycorp	C	-1.85	0.30	DFS	Discover Financial Services	A	2.46	0.30
2014-11-03	LUK	Leucadia National	D	-2.87	0.20	SNA	Snap-on	A	2.46	0.20
2014-11-03	MUR	Murphy Oil	D	-2.87	0.20	TSO	Tesoro	A	2.26	0.20
2014-11-03	MXIM	Maxim Integrated Products	C	-1.86	0.20	CSC	Computer Sciences	A	2.45	0.20
2014-11-03	NBL	Noble Energy	D	-2.88	0.70	MRO	Marathon Oil	A	2.25	0.70
2014-11-03	OXY	Occidental Petroleum	C	-1.86	0.40	FSLR	First Solar	A	2.20	0.40
2014-11-03	COP	Conocophillips	C	-1.86	1.00	MPC	Marathon Petroleum	A	2.20	1.00
2014-11-03	SLB	Schlumberger	C	-1.86	0.30	APC	Anadarko Petroleum	A	2.19	0.30
2014-11-03	STI	Suntrust Banks	C	-1.84	0.60	EFX	Equifax	A	2.43	0.60
2014-11-03	SWN	Southwestern Energy	D	-2.89	0.40	HES	Hess	A	2.19	0.40
2014-11-03	TMO	Thermo Fisher Scientific	C	-1.84	0.30	ALXN	Alexion Pharmaceuticals	A	3.00	0.30

Date	Ticker	Name	R	SM	W (%)	Ticker	Name	R	SM	W (%)
2014-11-03	TOL	Toll Brothers	D	-2.85	0.00	GMCR	Keurig Green Mountain	A	2.44	0.00
2014-11-03	AMZN	Amazon.com	D	-2.86	3.20	LUV	Southwest Airlines	A	2.68	3.20
2014-11-03	UTX	United Technologies	D	-2.85	0.40		Fidelity National Information Services	A	2.31	0.40
2014-11-03	PXD	Pioneer Natural Resources	C	-1.87	0.20	NOV	National Oilwell Varco	A	2.18	0.20
2014-11-03	EOG	Eog Resources	C	-1.87	0.30	CAM	Cameron International Corp.	A	2.17	0.30
2014-11-03	CSCO	Cisco Systems	C	-1.84	1.00	STX	Seagate Technology	A	2.43	1.00
2014-11-03	CBS	Cbs	D	-2.85	0.40	CMG	Chipotle Mexican Grill	A	2.45	0.40
2014-11-03	MWV	MeadWestvaco	C	-1.84	0.20	CSX	Csx	A	2.31	0.20
2014-11-03	CNX	Consol Energy	C	-1.87	0.10	SIAL	Sigma Aldrich	A	2.34	0.10
2014-11-03	SBUX	Starbucks	C	-1.84	0.10	PCLN	The Priceline	A	2.45	0.10
2014-11-03	POT	Potash Corporation Of Saskatchewan	C	-1.85	0.90	AGN	Allergan	A	2.37	0.90
2014-11-03	2914	Japan Tobacco	C	-1.83	0.30	ORLY	O'reilly Automotive	A	2.37	0.30
2014-11-03	VIAB	Viacom	D	-2.86	0.40	CVS	Cvs Health	A	2.45	0.40
2014-11-03	SE	Spectra Energy	C	-1.85	0.10	QEP	Qep Resources	A	2.14	0.10
2014-11-03	RIO	Rio Tinto	D	-2.86	0.00	MDT	Medtronic	A	2.36	0.00
2014-11-03	DNR	Denbury Resources	D	-2.89	0.40	NI	Nisource	A	2.90	0.40
2014-11-03	PKI	Perkinelmer	C	-1.85	0.10		Minnesota Mng.& Mfg	A	2.31	0.10
2014-11-03	HON	Honeywell International	C	-1.84	0.40	COL	Rockwell Collins	A	2.30	0.40
2014-11-03	DTE	Deutsche Telekom	C	-1.85	0.30		Berkshire Hathaway B	A	2.36	0.30
2014-11-03	VZ	Verizon Communications	C	-1.84	0.60	FTR	Frontier Communications	A	2.28	0.60
2014-11-03	LVS	Las Vegas Sands	D	-2.88	0.00	MCK	Mckesson	A	2.45	0.00
2014-11-03	CVX	Chevron	D	-2.86	0.60	AMGN	Amgen	A	2.50	0.60
2014-11-03	HBM	Hudbay Minerals	C	-1.88	0.10	MMC	Marsh & McLennan Cos	A	2.35	0.10
2014-11-03	RDS.B	Royal Dutch Shell Adr	C	-1.86	0.50	SWY	Safeway Inc	A	2.43	0.50
2014-11-03	CXO	Concho Resources	C	-1.88	0.40	LRCX	Lam Research	A	2.42	0.40
2014-11-03	TEL	Te Connectivity	C	-1.84	0.20	RHI	Robert Half International	A	2.29	0.20
2014-11-03	BHGE	Baker Hughes, A Ge	C	-1.89	0.40	PFG	Principal Financial	A	2.41	0.40
2014-12-01	ROK	Rockwell Automation	D	-2.85	0.60	URI	United Rentals	A	2.65	0.60
2014-12-01	DBK	Deutsche Bank	D	-2.89	0.20	DFS	Discover Financial Services	A	2.47	0.20
2014-12-01	SU	Suncor Energy	C	-1.87	0.80	CSC	Computer Sciences	A	2.47	0.80
2014-12-01	BAX	Baxter International	C	-1.84	0.40	BIIB	Biogen	A	3.00	0.40
2014-12-01	OIS	Oil States International	C	-1.88	0.10	HP	Helmerich & Payne	A	2.29	0.10
2014-12-01	CAT	Caterpillar	C	-1.85	0.60	R	Ryder System	A	2.46	0.60
2014-12-01	MON	Monsanto	C	-1.84	0.30	DLPH	Delphi Automotive	A	2.62	0.30
2014-12-01	MOS	The Mosaic	D	-2.84	0.40	AA	Alcoa	A	2.37	0.40
2014-12-01	FAST	Fastenal	D	-2.85	0.20	CTAS	Cintas	A	2.45	0.20
2014-12-01	FMC	Fmc	D	-2.89	0.50	SIAL	Sigma Aldrich	A	2.34	0.50
2014-12-01	CHK	Chesapeake Energy	D	-2.89	0.30	TSO	Tesoro	A	2.26	0.30
2014-12-01	KEY	Keycorp	C	-1.84	0.30	AMP	Ameriprise Financial	A	2.58	0.30
2014-12-01	LUK	Leucadia National	D	-2.87	0.20	WHR	Whirlpool	A	2.56	0.20
2014-12-01	MUR	Murphy Oil	D	-2.88	0.20	MRO	Marathon Oil	A	2.21	0.20
2014-12-01	MXIM	Maxim Integrated Products	C	-1.86	0.20	HPQ	Hewlett-Packard	A	2.55	0.20
2014-12-01	NBL	Noble Energy	D	-2.90	0.60	MPC	Marathon Petroleum	A	2.20	0.60
2014-12-01	OXY	Occidental Petroleum	D	-2.87	0.30	NOV	National Oilwell Varco	A	2.17	0.30
2014-12-01	COP	Conocophillips	C	-1.87	0.90	HES	Hess	A	2.17	0.90
2014-12-01	SLB	Schlumberger	C	-1.88	0.30	APC	Anadarko Petroleum	A	2.16	0.30

Date	Ticker	Name	R	SM	W (%)	Ticker	Name	R	SM	W (%)
2014-12-01	SWN	Southwestern Energy	D	-2.89	0.30	FSLR	First Solar	A	2.16	0.30
2014-12-01	PXD	Pioneer Natural Resources	C	-1.90	0.10	CAM	Cameron International Corp.	A	2.15	0.10
2014-12-01	EOG	Eog Resources	C	-1.88	0.30	COG	Cabot Oil & Gas	B	1.19	0.30
2014-12-01	CBS	Cbs	D	-2.85	0.40	LUV	Southwest Airlines	A	2.77	0.40
2014-12-01	VIAB	Viacom	D	-2.86	0.40	CVS	Cvs Health	A	2.47	0.40
2014-12-01	SE	Spectra Energy	C	-1.86	0.10	ALXN	Alexion Pharmaceuticals	A	3.00	0.10
2014-12-01	RIO	Rio Tinto	D	-2.86	0.00	SNA	Snap-on	A	2.46	0.00
2014-12-01	DNR	Denbury Resources	D	-2.93	0.20	FISV	Fiserv	A	2.44	0.10
2014-12-01	PKI	Perkinelmer	C	-1.84	0.10	CMG	Chipotle Mexican Grill	A	2.47	0.00
2014-12-01	LVS	Las Vegas Sands	D	-2.88	0.00	NI	Nisource	A	2.88	0.50
2014-12-01	CVX	Chevron	D	-2.86	0.50	MCK	Mckesson	A	2.46	0.20
2014-12-01	WYNN	Wynn Resorts	D	-2.88	0.20	EFX	Equifax	A	2.45	0.10
2014-12-01	HBM	Hudbay Minerals	C	-1.88	0.10	AMGN	Amgen	A	2.51	0.50
2014-12-01	RDS.B	Royal Dutch Shell Adr	C	-1.87	0.50	WDC	Western Digital	A	2.51	0.30
2014-12-01	CXO	Concho Resources	C	-1.90	0.30	ALL	Allstate	A	2.50	0.40
2014-12-01	BHGE	Baker Hughes, A Ge	C	-1.88	0.40	R	Ryder System	A	2.46	0.20
2015-01-01	DBK	Deutsche Bank	D	-2.89	0.20	EFX	Equifax	A	2.46	0.70
2015-01-01	SU	Suncor Energy	C	-1.87	0.70	BIIB	Biogen	A	3.00	0.40
2015-01-01	BAX	Baxter International	C	-1.84	0.40	TSO	Tesoro	A	2.26	0.10
2015-01-01	OIS	Oil States International	D	-2.88	0.10	URI	United Rentals	A	2.62	0.50
2015-01-01	CAT	Caterpillar	C	-1.86	0.50	AMP	Ameriprise Financial	A	2.59	1.30
2015-01-01	COF	Capital One Financial	C	-1.83	1.30	AA	Alcoa	A	2.34	0.60
2015-01-01	FMC	Fmc	D	-2.89	0.60	MPC	Marathon Petroleum	A	2.20	0.40
2015-01-01	CHK	Chesapeake Energy	D	-2.89	0.40	ALL	Allstate	A	2.52	0.40
2015-01-01	KEY	Keycorp	C	-1.83	0.40	DLPH	Delphi Automotive	A	2.62	0.20
2015-01-01	LUK	Leucadia National	D	-2.87	0.20	APC	Anadarko Petroleum	A	2.17	0.20
2015-01-01	MUR	Murphy Oil	D	-2.88	0.20	HPQ	Hewlett-Packard	A	2.57	0.30
2015-01-01	MXIM	Maxim Integrated Products	C	-1.85	0.30	NOV	National Oilwell Varco	A	2.17	0.30
2015-01-01	NBL	Noble Energy	D	-2.90	0.60	COG	Cabot Oil & Gas	B	1.17	1.00
2015-01-01	OXY	Occidental Petroleum	D	-2.87	0.30	ALXN	Alexion Pharmaceuticals	A	3.00	0.10
2015-01-01	COP	Conocophillips	C	-1.87	1.00	LUV	Southwest Airlines	A	2.81	2.90
2015-01-01	SLB	Schlumberger	C	-1.88	0.10	NI	Nisource	A	2.90	0.10
2015-01-01	SWN	Southwestern Energy	D	-2.91	0.30	WHR	Whirlpool	A	2.59	0.60
2015-01-01	AMZN	Amazon.com	D	-2.85	2.90	RCL	Royal Caribbean Cruises	A	2.61	0.40
2015-01-01	PXD	Pioneer Natural Resources	D	-2.89	0.10	MCK	Mckesson	A	2.46	0.40
2015-01-01	EOG	Eog Resources	C	-1.87	0.60	STX	Seagate Technology	A	2.44	0.40
2015-01-01	CBS	Cbs	D	-2.85	0.40	SWY	Safeway Inc	A	2.44	0.50
2015-01-01	PEY	Peyto Exploration & Development	D	-2.87	0.40	CVS	Cvs Health	A	2.50	0.40
2015-01-01	9984	Softbank	C	-1.86	0.40	FISV	Fiserv	A	2.44	0.20
2015-01-01	AIR	Airbus	D	-2.86	0.50	CTAS	Cintas	A	2.49	0.10
2015-01-01	VIAB	Viacom	D	-2.86	0.40	LRCX	Lam Research	A	2.42	0.30
2015-01-01	BG.	Bg	D	-2.89	0.20	AMGN	Amgen	A	2.49	0.40
2015-01-01	DNR	Denbury Resources	D	-2.93	0.30	AGN	Allergan	A	2.40	0.10
2015-01-01	PKI	Perkinelmer	C	-1.85	0.10	CMG	Chipotle Mexican Grill	A	2.48	0.50
2015-01-01	AGN	Aegon	D	-2.84	0.30	SNA	Snap-on	A	2.47	0.40
2015-01-01	CVX	Chevron	D	-2.86	0.40	DFS	Discover Financial Services	A	2.47	0.20
2015-01-01	WYNN	Wynn Resorts	D	-2.90	0.20	WDC	Western Digital	A	2.55	1.00
2015-01-01	HBM	Hudbay Minerals	C	-1.86	0.10					
2015-01-01	RDS.B	Royal Dutch Shell Adr	D	-2.87	0.50					
2015-01-01	CXO	Concho Resources	D	-2.89	0.40					
2015-01-01	PSX	Phillips 66	D	-2.86	0.20					
2015-01-01	GOOGL	Alphabet	D	-2.86	1.00					

Date	Ticker	Name	R	SM	W (%)	Ticker	Name	R	SM	W (%)
2015-01-01	BHGE	Baker Hughes, A Ge	D	-2.88	0.40	CSC	Computer Sciences	A	2.47	0.40
2015-02-02	DBK	Deutsche Bank	D	-2.88	0.20	ANTM	Anthem	A	2.42	0.20
2015-02-02	BAX	Baxter International	C	-1.85	0.40	BIIB	Biogen	A	3.00	0.40
2015-02-02	OIS	Oil States International	D	-2.89	0.10	TSO	Tesoro	A	2.29	0.10
2015-02-02	CAT	Caterpillar	C	-1.88	0.40	URI	United Rentals	A	2.52	0.40
2015-02-02	COF	Capital One Financial	C	-1.85	1.20	AMP	Ameriprise Financial	A	2.57	1.20
2015-02-02	DOW	Dow Chemical	D	-2.86	0.10	AA	Alcoa	A	2.35	0.10
2015-02-02	FMC	Fmc	D	-2.88	0.60	SIAL	Sigma Aldrich	A	2.34	0.60
2015-02-02	GE	General Electric	D	-2.85	1.70	CTAS	Cintas	A	2.50	1.70
2015-02-02	CHK	Chesapeake Energy	D	-2.88	0.40	MPC	Marathon Petroleum	A	2.21	0.40
2015-02-02	JNJ	Johnson & Johnson	C	-1.85	0.50	ALXN	Alexion Pharmaceuticals	A	3.00	0.50
2015-02-02	CRM	Salesforce.com	C	-1.85	0.50	HPQ	Hewlett-Packard	A	2.52	0.50
2015-02-02	LUK	Leucadia National	D	-2.84	0.20	WHR	Whirlpool	A	2.61	0.20
2015-02-02	MSFT	Microsoft	C	-1.86	3.60	WDC	Western Digital	A	2.49	3.60
2015-02-02	MUR	Murphy Oil	D	-2.88	0.20	VLO	Valero Energy	B	1.21	0.20
2015-02-02	MXIM	Maxim Integrated Products	C	-1.84	0.30	CSC	Computer Sciences	A	2.45	0.30
2015-02-02	NBL	Noble Energy	D	-2.90	0.60	COG	Cabot Oil & Gas	B	1.16	0.60
2015-02-02	OXY	Occidental Petroleum	D	-2.87	0.30	NI	Nisource	A	2.93	0.30
2015-02-02	COP	Conocophillips	C	-1.87	1.00	HCA	Hca	A	2.66	1.00
2015-02-02	SLB	Schlumberger	D	-2.88	0.10	CVS	Cvs Health	A	2.52	0.10
2015-02-02	SWN	Southwestern Energy	D	-2.91	0.30					
2015-02-02	PXD	Pioneer Natural Resources	D	-2.89	0.10	CMG	Chipotle Mexican Grill	A	2.50	0.10
2015-02-02	EOG	Eog Resources	C	-1.87	0.60	MCK	Mckesson	A	2.47	0.60
2015-02-02	PX	Praxair	D	-2.85	0.20	CF	Cf Industries	A	2.30	0.20
2015-02-02	PEY	Peyto Exploration & Development	D	-2.87	0.40	AET	Aetna	A	2.41	0.40
2015-02-02	9984	Softbank	D	-2.87	0.30	ZBH	Zimmer Biomet	A	2.40	0.30
2015-02-02	OII	Oceaneering International	D	-2.87	0.00	AMGN	Amgen	A	2.47	0.00
2015-02-02	VIAB	Viacom	D	-2.88	0.30	LUV	Southwest Airlines	A	2.85	0.30
2015-02-02	BG.	Bg	D	-2.88	0.20	ORLY	O'reilly Automotive	A	2.40	0.20
2015-02-02	MCO	Moody's	C	-1.85	0.40	ALL	Allstate	A	2.52	0.40
2015-02-02	DNR	Denbury Resources	D	-2.93	0.30					
2015-02-02	PKI	Perkinelmer	C	-1.84	0.10	FISV	Fiserv	A	2.45	0.10
2015-02-02	PM	Philip Morris International	C	-1.85	2.60	DLPH	Delphi Automotive	A	2.60	2.60
2015-02-02	CVX	Chevron	D	-2.87	0.40	SNA	Snap-on	A	2.46	0.40
2015-02-02	WYNN	Wynn Resorts	D	-2.90	0.20	RCL	Royal Caribbean Cruises	A	2.55	0.20
2015-02-02	CNO	Cno Financial	D	-2.85	0.30	EFX	Equifax	A	2.48	0.30
2015-02-02	RDS.B	Royal Dutch Shell Adr	D	-2.87	0.50	EA	Electronic Arts	A	2.44	0.50
2015-02-02	CXO	Concho Resources	D	-2.87	0.50	MNK	Mallinckrodt	A	2.43	0.50
2015-02-02	LYB	Lyondellbasell Industries	D	-2.88	0.60	PPG	Ppg Industries	A	2.21	0.60
2015-02-02	PSX	Phillips 66	D	-2.86	0.20	AGN	Allergan	A	2.42	0.20
2015-02-02	GOOGL	Alphabet	D	-2.85	1.00	LRCX	Lam Research	A	2.41	1.00
2015-02-02	BHGE	Baker Hughes, A Ge	D	-2.87	0.40	R	Ryder System	A	2.42	0.40
2015-03-02	AMT	American Tower	C	-1.84	0.30	AMP	Ameriprise Financial	A	2.60	0.30
2015-03-02	SU	Suncor Energy	D	-2.84	0.60	MCK	Mckesson	A	2.50	0.60
2015-03-02	BAX	Baxter International	C	-1.85	0.40	BIIB	Biogen	A	3.00	0.40
2015-03-02	OIS	Oil States International	D	-2.89	0.10	TSO	Tesoro	A	2.32	0.10
2015-03-02	CAT	Caterpillar	D	-2.88	0.40	URI	United Rentals	A	2.58	0.40
2015-03-02	COF	Capital One Financial	C	-1.84	1.20	EFX	Equifax	A	2.53	1.20
2015-03-02	CMI	Cummins	D	-2.84	0.50	CTAS	Cintas	A	2.52	0.50
2015-03-02	CHK	Chesapeake Energy	D	-2.91	0.30					
2015-03-02	JNJ	Johnson & Johnson	C	-1.84	0.50	ALXN	Alexion Pharmaceuticals	A	3.00	0.50

Date	Ticker	Name	R	SM	W (%)	Ticker	Name	R	SM	W (%)
2015-03-02	LUK	Leucadia National	D	-2.83	0.20	DLPH	Delphi Automotive	A	2.68	0.20
2015-03-02	ROG	Roche	C	-1.85	0.40	AMGN	Amgen	A	2.49	0.40
2015-03-02	MSFT	Microsoft	C	-1.85	3.60	WDC	Western Digital	A	2.54	3.60
2015-03-02	MUR	Murphy Oil	D	-2.88	0.20	MPC	Marathon Petroleum	A	2.22	0.20
2015-03-02	NBL	Noble Energy	D	-2.90	0.50					
2015-03-02	OXY	Occidental Petroleum	D	-2.88	0.20	VLO	Valero Energy	A	2.22	0.20
2015-03-02	COP	Conocophillips	D	-2.88	0.90	FSLR	First Solar	B	1.26	0.90
2015-03-02	PH	Parker-hannifin	C	-1.84	0.90	FISV	Fiserv	A	2.49	0.90
2015-03-02	SLB	Schlumberger	D	-2.88	0.10	BHI	Baker Hughes	B	1.19	0.10
2015-03-02	SWN	Southwestern Energy	D	-2.91	0.30					
2015-03-02	PXD	Pioneer Natural Resources	D	-2.89	0.10	NI	Nisource	A	2.90	0.10
2015-03-02	EOG	Eog Resources	D	-2.87	0.50	HCA	Hca	A	2.68	0.50
2015-03-02	INTC	Intel	C	-1.85	0.60	CSC	Computer Sciences	A	2.53	0.60
2015-03-02	CNX	Consol Energy	D	-2.87	0.10	SIAL	Sigma Aldrich	A	2.34	0.10
2015-03-02	9984	Softbank	D	-2.86	0.30	HSP	Hospira	A	2.48	0.30
2015-03-02	OII	Oceaneering International	D	-2.87	0.00	RCL	Royal Caribbean Cruises	A	2.59	0.00
2015-03-02	VIAB	Viacom	D	-2.87	0.30	LUV	Southwest Airlines	A	2.85	0.30
2015-03-02	BG.	Bg	D	-2.88	0.20	MNK	Mallinckrodt	A	2.48	0.20
2015-03-02	MCO	Moody's	C	-1.84	0.40	ALL	Allstate	A	2.52	0.40
2015-03-02	DNR	Denbury Resources	D	-2.93	0.30					
2015-03-02	PKI	Perkinelmer	C	-1.84	0.10	R	Ryder System	A	2.47	0.10
2015-03-02	PM	Philip Morris International	C	-1.85	2.50	WHR	Whirlpool	A	2.65	2.50
2015-03-02	CVX	Chevron	D	-2.87	0.40	CVS	Cvs Health	A	2.54	0.40
2015-03-02	WYNN	Wynn Resorts	D	-2.90	0.20					
2015-03-02	CNO	Cno Financial	D	-2.84	0.30	NDAQ	Nasdaq	A	2.40	0.30
2015-03-02	RDS.B	Royal Dutch Shell Adr	D	-2.87	0.50	SNA	Snap-on	A	2.51	0.50
2015-03-02	BIDU	Baidu Adr	C	-1.86	0.20	HPQ	Hewlett-Packard	A	2.50	0.20
2015-03-02	LYB	Lyondellbasell Industries	D	-2.87	0.60	CF	Cf Industries	A	2.30	0.60
2015-04-01	AMT	American Tower	C	-1.85	0.30	AMP	Ameriprise Financial	A	2.58	0.30
2015-04-01	AIG	American International	C	-1.84	0.60	EFX	Equifax	A	2.52	0.60
2015-04-01	AXP	American Express	D	-2.86	1.30	ALL	Allstate	A	2.52	1.30
2015-04-01	BAX	Baxter International	D	-2.85	0.40	BIIB	Biogen	A	3.00	0.40
2015-04-01	CAT	Caterpillar	D	-2.88	0.50	CTAS	Cintas	A	2.51	0.50
2015-04-01	COF	Capital One Financial	C	-1.84	1.20	NDAQ	Nasdaq	A	2.40	1.20
2015-04-01	CMI	Cummins	D	-2.84	0.60	FISV	Fiserv	A	2.49	0.60
2015-04-01	DOW	Dow Chemical	D	-2.84	0.10	SIAL	Sigma Aldrich	A	2.34	0.10
2015-04-01	FAST	Fastenal	D	-2.86	0.20	R	Ryder System	A	2.47	0.20
2015-04-01	GE	General Electric	D	-2.84	1.70		Fidelity National Information Services	A	2.37	1.70
2015-04-01	CHK	Chesapeake Energy	D	-2.92	0.20					
2015-04-01	JNJ	Johnson & Johnson	C	-1.85	0.50	ALXN	Alexion Pharmaceuticals	A	3.00	0.50
2015-04-01	KLAC	Kla-tencor	D	-2.89	0.10	CSC	Computer Sciences	A	2.48	0.10
2015-04-01	KO	Coca-cola	C	-1.85	1.40	HBI	Hanesbrands	A	3.00	1.40
2015-04-01	LUK	Leucadia National	D	-2.84	0.20	DLPH	Delphi Automotive	A	2.67	0.20
2015-04-01	ROG	Roche	D	-2.85	0.50	NI	Nisource	A	2.94	0.50
2015-04-01	MSFT	Microsoft	C	-1.86	3.70	LRCX	Lam Research	A	2.37	3.70
2015-04-01	MUR	Murphy Oil	D	-2.88	0.20	TSO	Tesoro	A	2.32	0.20
2015-04-01	NBL	Noble Energy	D	-2.90	0.70	VLO	Valero Energy	A	2.24	0.70
2015-04-01	OXY	Occidental Petroleum	D	-2.88	0.20	MPC	Marathon Petroleum	A	2.22	0.20
2015-04-01	COP	Conocophillips	D	-2.88	0.90	FSLR	First Solar	B	1.25	0.90
2015-04-01	PH	Parker-hannifin	C	-1.85	0.80	COL	Rockwell Collins	A	2.34	0.80
2015-04-01	RL	Ralph Lauren	D	-2.88	0.30	WHR	Whirlpool	A	2.61	0.30
2015-04-01	SLB	Schlumberger	D	-2.88	0.10	BHI	Baker Hughes	B	1.20	0.10
2015-04-01	SWN	Southwestern Energy	D	-2.92	0.20					
2015-04-01	WY	Weyerhaeuser	C	-1.85	0.40	SCHW	Charles Schwab	A	2.39	0.40
2015-04-01	INTC	Intel	C	-1.86	0.60	SWKS	Skyworks Solutions	A	2.36	0.60
2015-04-01	PX	Praxair	D	-2.85	0.20	CF	Cf Industries	A	2.28	0.20

Date	Ticker	Name	R	SM	W (%)	Ticker	Name	R	SM	W (%)
2015-04-01	CNX	Conso Energy	D	-2.89	0.10	PPG	Ppg Industries	A	2.21	0.10
2015-04-01	9984	Softbank	D	-2.87	0.30	HCA	Hca	A	2.71	0.30
2015-04-01	BG.	Bg	D	-2.89	0.20	RCL	Royal Caribbean Cruises	A	2.61	0.20
2015-04-01	DNR	Denbury Resources	D	-2.93	0.20					
2015-04-01	PM	Philip Morris International	D	-2.86	3.00	SNA	Snap-on	A	2.51	3.00
2015-04-01	CVX	Chevron	D	-2.87	0.40	XEC	Cimarex Energy	B	1.20	0.40
2015-04-01	WYNN	Wynn Resorts	D	-2.92	0.50					
2015-04-01	RDS.B	Royal Dutch Shell Adr	D	-2.88	0.40	DVN	Devon Energy	B	1.18	0.40
2015-04-01	BIDU	Baidu Adr	C	-1.86	0.20	ADSK	Autodesk International	A	2.29	0.20
2015-04-01	LYB	Lyondellbasell Industries	D	-2.87	0.60	IFF	Flavors & Fragrances	A	2.21	0.60
2015-04-01	GLEN	Glencore	D	-2.87	0.30	MNK	Mallinckrodt	A	2.50	0.30
2015-04-01	FOXA	Twenty-first Century Fox	C	-1.86	1.30	LUV	Southwest Airlines	A	2.83	1.30
2015-05-01	AMT	American Tower	C	-1.85	0.30	EFX	Equifax	A	2.55	0.30
2015-05-01	AXP	American Express	D	-2.86	1.30	ALL	Allstate	A	2.51	1.30
2015-05-01	BAX	Baxter International	D	-2.85	0.40	BIIB	Biogen	A	3.00	0.40
2015-05-01	CAT	Caterpillar	D	-2.87	0.60	CTAS	Cintas	A	2.50	0.60
2015-05-01	COF	Capital One Financial	C	-1.83	1.20	SCHW	Charles Schwab	A	2.40	1.20
2015-05-01	FAST	Fastenal	D	-2.85	0.20	FISV	Fiserv	A	2.48	0.20
2015-05-01	CHK	Chesapeake Energy	D	-2.91	0.20					
2015-05-01	JNJ	Johnson & Johnson	D	-2.85	0.50	ALXN	Alexion Pharmaceuticals	A	3.00	0.50
2015-05-01	KLAC	Kla-tencor	D	-2.88	0.10	CSC	Computer Sciences	A	2.48	0.10
2015-05-01	KO	Coca-cola	D	-2.85	1.40	HBI	Hanesbrands	A	2.96	1.40
2015-05-01	LUK	Leucadia National	D	-2.83	0.20	DLPH	Delphi Automotive	A	2.72	0.20
2015-05-01	MUR	Murphy Oil	D	-2.85	0.10	TSO	Tesoro	A	2.32	0.10
2015-05-01	COP	Conocophillips	D	-2.87	0.90	NFX	Newfield Exploration	A	2.29	0.90
2015-05-01	PH	Parker-hannifin	C	-1.85	0.80	R	Ryder System	A	2.48	0.80
2015-05-01	RL	Ralph Lauren	D	-2.88	0.30	WHR	Whirlpool	A	2.54	0.30
2015-05-01	DGE	Diageo	C	-1.85	0.30	NI	Nisource	A	2.93	0.30
2015-05-01	UNP	Union Pacific	C	-1.86	1.60	GD	General Dynamics	A	2.35	1.60
2015-05-01	WY	Weyerhaeuser	C	-1.85	0.40	NDAQ	Nasdaq	A	2.38	0.40
2015-05-01	INTC	Intel	C	-1.85	0.60	LRCX	Lam Research	A	2.41	0.60
2015-05-01	PX	Praxair Potash	D	-2.84	0.20	SIAL	Sigma Aldrich	A	2.34	0.20
2015-05-01	POT	Corporation Of Saskatchewan	C	-1.86	0.90	HCA	Hca	A	2.70	0.90
2015-05-01	PEP	Pepsico	C	-1.84	0.40	SNA	Snap-on	A	2.53	0.40
2015-05-01	CVX	Chevron	D	-2.87	0.40	FSLR	First Solar	A	2.24	0.40
2015-05-01	WYNN	Wynn Resorts	D	-2.92	0.40					
2015-05-01	RDS.B	Royal Dutch Shell Adr	D	-2.88	0.40	MPC	Marathon Petroleum	A	2.23	0.40
2015-05-01	BIDU	Baidu Adr	C	-1.87	0.20	SWKS	Skyworks Solutions	A	2.36	0.20
2015-05-01	LYB	Lyondellbasell Industries	D	-2.85	0.70	CF	Cf Industries	A	2.29	0.70
2015-05-01	FOXA	Twenty-first Century Fox	C	-1.85	1.30	LUV	Southwest Airlines	A	2.82	1.30
2015-06-01	AMT	American Tower	C	-1.85	0.30	EFX	Equifax	A	2.56	0.30
2015-06-01	AXP	American Express	D	-2.86	1.30	ALL	Allstate	A	2.49	1.30
2015-06-01	BAX	Baxter International	D	-2.86	0.40	BIIB	Biogen	A	3.00	0.40
2015-06-01	MON	Monsanto	C	-1.85	0.30	HBI	Hanesbrands	A	2.98	0.30
2015-06-01	BATS	British American Tobacco	C	-1.85	0.40	ALXN	Alexion Pharmaceuticals	A	3.00	0.40
2015-06-01	CMI	Cummins	D	-2.84	0.60	CTAS	Cintas	A	2.54	0.60
2015-06-01	DD	E.i. Du Pont De Nemours	C	-1.85	0.80	SIAL	Sigma Aldrich	A	2.34	0.80
2015-06-01	FAST	Fastenal	D	-2.86	0.20	FISV	Fiserv	A	2.50	0.20
2015-06-01	FMC	Fmc	C	-1.85	0.60	CF	Cf Industries	A	2.31	0.60
2015-06-01	CHK	Chesapeake Energy	D	-2.92	0.20					
2015-06-01	KLAC	Kla-tencor	D	-2.88	0.10	CSC	Computer Sciences	A	2.50	0.10
2015-06-01	KO	Coca-cola	D	-2.85	1.40	DLPH	Delphi Automotive	A	2.74	1.40
2015-06-01	MUR	Murphy Oil	D	-2.86	0.10	TSO	Tesoro	A	2.31	0.10
2015-06-01	OXY	Occidental Petroleum	D	-2.84	0.20	NFX	Newfield Exploration	A	2.27	0.20

Date	Ticker	Name	R	SM	W (%)	Ticker	Name	R	SM	W (%)
2015-06-01	COP	Conocophillips	D	-2.88	0.90	MPC	Marathon Petroleum	A	2.23	0.90
2015-06-01	RL	Ralph Lauren	D	-2.88	0.20	WHR	Whirlpool	A	2.57	0.20
2015-06-01	DGE	Diageo	C	-1.85	0.30	NI	Nisource	A	3.00	0.30
2015-06-01	UNP	Union Pacific	C	-1.86	1.50	R	Ryder System	A	2.46	1.50
2015-06-01	WM	Waste Management	C	-1.85	0.30	GD	General Dynamics	A	2.35	0.30
2015-06-01	WY	Weyerhaeuser	C	-1.85	0.40	SCHW	Charles Schwab	A	2.41	0.40
2015-06-01	INTC	Intel	C	-1.85	0.60	LRCX	Lam Research	A	2.44	0.60
2015-06-01	LMT	Lockheed Martin	C	-1.85	0.90	FDX	Fedex	A	2.35	0.90
2015-06-01	PX	Praxair	D	-2.84	0.20	NEM	Newmont Mining	A	2.25	0.20
2015-06-01	CNX	Consol Energy Potash	D	-2.86	0.10	AVY	Avery Dennison	A	2.25	0.10
2015-06-01	POT	Corporation Of Saskatchewan	C	-1.86	0.90	HCA	Hca	A	2.78	0.90
2015-06-01	PEP	Pepsico	C	-1.84	0.40	SNA	Snap-on	A	2.54	0.40
2015-06-01	CCI	Crown Castle Intl Corp	C	-1.85	0.30	NDAQ	Nasdaq	A	2.40	0.30
2015-06-01	CVX	Chevron	D	-2.87	0.30	VLO	Valero Energy	A	2.22	0.30
2015-06-01	WYNN	Wynn Resorts	D	-2.93	0.30	COG	Cabot Oil & Gas	A	2.21	0.40
2015-06-01	RDS.B	Royal Dutch Shell Adr	D	-2.89	0.40	SWKS	Skyworks Solutions	A	2.40	0.20
2015-06-01	BIDU	Baidu Adr	C	-1.87	0.20	MCK	Mckesson	A	2.52	1.30
2015-06-01	FOXA	Twenty-first Century Fox	D	-2.86	1.30	BRCM	Broadcom Corp	A	2.37	0.80
2015-06-01	GOOG	Alphabet	D	-2.85	0.80	EFX	Equifax	A	2.55	0.30
2015-07-01	AMT	American Tower	D	-2.85	0.30	BIIB	Biogen	A	3.00	0.10
2015-07-01	SU	Schneider Electric	C	-1.86	0.10	ALXN	Alexion Pharmaceuticals	A	3.00	0.50
2015-07-01	SU	Suncor Energy	D	-2.86	0.50	ALL	Allstate	A	2.48	1.00
2015-07-01	AXP	American Express	D	-2.86	1.00	NI	Nisource	A	2.96	0.70
2015-07-01	LGEN	Legal & General	C	-1.86	0.70	ACT	Actavis	A	2.87	0.10
2015-07-01	MGGT	Meggitt	C	-1.87	0.10	HCA	Hca	A	2.86	0.50
2015-07-01	BATS	British American Tobacco	C	-1.85	0.50	CTAS	Cintas	A	2.53	0.60
2015-07-01	CMI	Cummins	D	-2.85	0.60	AET	Aetna	A	2.58	0.30
2015-07-01	SHBA	Svenska Handelsbanken	C	-1.85	0.30	SIAL	Sigma Aldrich	A	2.35	0.80
2015-07-01	DD	E.i. Du Pont De Nemours	C	-1.87	0.80	CF	Cf Industries	A	2.32	0.50
2015-07-01	FMC	Fmc	D	-2.86	0.50	CSC	Computer Sciences	A	2.49	0.10
2015-07-01	KLAC	Kla-tencor	D	-2.89	0.10	HBI	Hanesbrands	A	3.00	1.50
2015-07-01	KO	Coca-cola	D	-2.85	1.50	DLPH	Delphi Automotive	A	2.73	0.60
2015-07-01	MO	Altria	C	-1.86	0.60	TSO	Tesoro	A	2.31	0.10
2015-07-01	MUR	Murphy Oil	D	-2.87	0.10	NFX	Newfield Exploration	A	2.26	0.50
2015-07-01	NBL	Noble Energy	D	-2.87	0.50	VLO	Valero Energy	A	2.24	0.10
2015-07-01	OXY	Occidental Petroleum	D	-2.84	0.10	MPC	Marathon Petroleum	A	2.24	0.80
2015-07-01	COP	Conocophillips	D	-2.88	0.80	SNA	Snap-on	A	2.56	0.90
2015-07-01	PG	Procter & Gamble	D	-2.86	0.90	EA	Electronic Arts	A	2.54	0.30
2015-07-01	RL	Ralph Lauren	D	-2.88	0.30	ANTM	Anthem	A	2.51	0.30
2015-07-01	DGE	Diageo	C	-1.84	0.30	LRCX	Lam Research	A	2.44	1.20
2015-07-01	TXN	Texas Instruments	C	-1.86	1.20	FISV	Fiserv	A	2.52	1.40
2015-07-01	UNP	Union Pacific	C	-1.87	1.40	R	Ryder System	A	2.44	0.20
2015-07-01	WM	Waste Management	C	-1.86	0.20	SCHW	Charles Schwab	A	2.43	0.40
2015-07-01	WY	Weyerhaeuser	D	-2.85	0.40	WMB	Williams Companies	A	2.23	0.10
2015-07-01	PXD	Pioneer Natural Resources	D	-2.87	0.10	SWKS	Skyworks Solutions	A	2.38	0.80
2015-07-01	INTC	Intel	D	-2.87	0.80	GD	General Dynamics	A	2.36	0.80
2015-07-01	LMT	Lockheed Martin	C	-1.85	0.80	HSP	Hospira	A	2.48	0.10
2015-07-01	FP	Total	C	-1.85	0.10	MCK	Mckesson	A	2.50	0.50
2015-07-01	CBS	Cbs	C	-1.85	0.50	AVY	Avery Dennison	A	2.25	0.90
2015-07-01	PX	Praxair	D	-2.85	0.90	MNK	Mallinckrodt	A	2.48	0.30
2015-07-01	PEY	Peyto Exploration & Development	D	-2.86	0.30	PPG	Ppg Industries	A	2.22	0.10
2015-07-01	CNX	Consol Energy Potash	D	-2.90	0.10	HSIC	Henry Schein	A	2.47	0.60
2015-07-01	POT	Corporation Of Saskatchewan	C	-1.86	0.60					

Date	Ticker	Name	R	SM	W (%)	Ticker	Name	R	SM	W (%)
2015-07-01	XEC	Cimarex Energy	C	-1.86	0.20	CAM	Cameron International Corp.	A	2.20	0.20
2015-07-01	PEP	Pepsico	C	-1.84	0.30	WHR	Whirlpool	A	2.52	0.30
2015-07-01	CP	Canadian Pacific Railway	C	-1.86	0.10	MNST	Monster Beverage	A	2.43	0.10
2015-07-01	ORA	Orange	C	-1.86	0.10	LVL	Level 3 Communications	A	2.42	0.10
2015-07-01	DNR	Denbury Resources	D	-2.90	0.00	COG	Cabot Oil & Gas	A	2.19	0.00
2015-07-01	CCI	Crown Castle Intl Corp	C	-1.85	0.30	NDAQ	Nasdaq	A	2.38	0.30
2015-07-01	AGN	Aegon	C	-1.85	0.20	MDT	Medtronic	A	2.39	0.20
2015-07-01	LVS	Las Vegas Sands	D	-2.85	0.10	ORLY	O'reilly Automotive	A	2.48	0.10
2015-07-01	CVX	Chevron	D	-2.88	0.60	FSLR	First Solar	A	2.19	0.60
2015-07-01	WYNN	Wynn Resorts	D	-2.93	0.70					
2015-07-01	NOVN	Novartis	C	-1.85	0.40	EW	Edwards Lifesciences	A	2.37	0.40
2015-07-01	RDS.B	Royal Dutch Shell Adr	D	-2.89	0.40	BHI	Baker Hughes	A	2.19	0.40
2015-07-01	BIDU	Baidu Adr	C	-1.87	0.30	BRCM	Broadcom Corp	A	2.35	0.30
2015-07-01	TEL	Te Connectivity	C	-1.85	0.20	FDX	Fedex	A	2.33	0.20
2015-07-01	FOXA	Twenty-first Century Fox	D	-2.86	1.30	CAH	Cardinal Health	A	2.36	1.30
2015-08-03	AAPL	Apple	C	-1.85	0.90	CSC	Computer Sciences	A	2.48	0.90
2015-08-03	APH	Amphenol	C	-1.85	0.60	FISV	Fiserv	A	2.54	0.60
2015-08-03	SU	Schneider Electric	C	-1.86	0.10	AET	Aetna	A	2.51	0.10
2015-08-03	AXP	American Express Taiwan	D	-2.87	1.00	EFX	Equifax	A	2.58	1.00
2015-08-03	TSM	Semiconductor Manufacturing Adr	C	-1.86	0.10	LRCX	Lam Research	A	2.40	0.10
2015-08-03	LGENT	Legal & General	C	-1.85	0.70	MNST	Monster Beverage	A	2.50	0.70
2015-08-03	MGTT	Meggitt	C	-1.87	0.10	MNK	Mallinckrodt	A	2.50	0.10
2015-08-03	522	Asm Pacific Technology	C	-1.87	0.10	HSP	Hospira	A	2.49	0.10
2015-08-03	CAT	Caterpillar	D	-2.86	0.80	CTAS	Cintas	A	2.53	0.80
2015-08-03	CMI	Cummins	D	-2.85	0.60	GD	General Dynamics	A	2.38	0.60
2015-08-03	DD	E.i. Du Pont De Nemours	D	-2.88	0.70	SIAL	Sigma Aldrich	A	2.35	0.70
2015-08-03	FMC	Fmc	D	-2.87	0.50	CF	Cf Industries	A	2.29	0.50
2015-08-03	GE	General Electric	C	-1.84	1.70	FDX	Fedex	A	2.34	1.70
2015-08-03	JNJ	Johnson & Johnson	D	-2.84	0.50	BIIB	Biogen	A	3.00	0.50
2015-08-03	KLAC	Kla-tencor	D	-2.90	0.10	SWKS	Skyworks Solutions	A	2.34	0.10
2015-08-03	MSFT	Microsoft	C	-1.84	4.10	BRCM	Broadcom Corp	A	2.34	4.10
2015-08-03	MUR	Murphy Oil	D	-2.89	0.10	TSO	Tesoro	A	2.34	0.10
2015-08-03	NBL	Noble Energy	D	-2.89	0.40	VLO	Valero Energy	A	2.24	0.40
2015-08-03	OXY	Occidental Petroleum	D	-2.85	0.10	MPC	Marathon Petroleum	A	2.23	0.10
2015-08-03	COP	Conocophillips	D	-2.90	0.70					
2015-08-03	PG	Procter & Gamble	D	-2.86	0.80	DLPH	Delphi Automotive	A	2.66	0.80
2015-08-03	RL	Relph Lauren	D	-2.89	0.20	SNA	Snap-on	A	2.57	0.20
2015-08-03	DGE	Diageo	C	-1.84	0.30	HSIC	Henry Schein	A	2.48	0.30
2015-08-03	SLB	Schlumberger	C	-1.85	0.10	WMB	Williams Companies	A	2.21	0.10
2015-08-03	SWN	Southwestern Energy	D	-2.90	0.20	FSLR	First Solar	A	2.18	0.20
2015-08-03	TXN	Texas Instruments	C	-1.86	1.10	RHT	Red Hat	A	2.28	1.10
2015-08-03	UNP	Union Pacific	D	-2.87	1.40	VMC	Vulcan Materials Co	A	2.32	1.40
2015-08-03	WM	Waste Management	C	-1.85	0.30		Minnesota Mng.& Mfg	A	2.30	0.30
2015-08-03	WY	Weyerhaeuser	D	-2.86	0.40	ALL	Allstate	A	2.51	0.40
2015-08-03	PXD	Pioneer Natural Resources	D	-2.89	0.10	HAL	Halliburton	B	1.18	0.10
2015-08-03	EOG	Eog Resources	D	-2.87	0.40	EQT	Eq	B	1.17	0.40
2015-08-03	BP.	Bp	C	-1.87	0.30	ANTM	Anthem	A	2.47	0.30
2015-08-03	INTC	Intel	D	-2.87	0.80	FB	Facebook	A	2.28	0.80
2015-08-03	FP	Total	C	-1.85	0.10	MDT	Medtronic	A	2.41	0.10
2015-08-03	CBS	Cbs	C	-1.86	0.50	ORLY	O'reilly Automotive	A	2.50	0.50
2015-08-03	ENB	Enbridge	C	-1.86	0.60	NDAQ	Nasdaq	A	2.40	0.60
2015-08-03	PX	Praxair	D	-2.85	0.80	AVY	Avery Dennison	A	2.24	0.80

Date	Ticker	Name	R	SM	W (%)	Ticker	Name	R	SM	W (%)
2015-08-03	TOT	Total Adr	D	-2.84	0.10	HP	Helmerich & Payne	B	1.17	0.10
2015-08-03	PEY	Peyto Exploration & Development	D	-2.87	0.30	EW	Edwards Lifesciences	A	2.39	0.30
2015-08-03	CNX	Consol Energy	D	-2.92	0.00					
2015-08-03	9984	Softbank	D	-2.85	0.30	MMC	Marsh & McLennan Cos	A	2.38	0.30
2015-08-03	POT	Potash Corporation Of Saskatchewan	D	-2.87	0.50	BK	Bank Of New York Mellon	A	2.35	0.50
2015-08-03	XEC	Cimarex Energy	C	-1.86	0.20	NI	Nisource	A	3.00	0.20
2015-08-03	CP	Canadian Pacific Railway	D	-2.86	0.10	UAA	Under Armour	A	2.35	0.10
2015-08-03	ORA	Orange	C	-1.85	0.20	HRL	Hormel Foods	A	2.35	0.20
2015-08-03	DNR	Denbury Resources	D	-2.93	0.00					
2015-08-03	CCI	Crown Castle Intl Corp	C	-1.85	0.30	SCHW	Charles Schwab	A	2.45	0.30
2015-08-03	VZ	Verizon Communications	D	-2.85	0.30	T	At&t	A	2.17	0.30
2015-08-03	AGN	Aegon	C	-1.85	0.30	SYK	Stryker	A	2.34	0.30
2015-08-03	LVS	Las Vegas Sands	D	-2.84	0.10	NFLX	Netflix	A	2.41	0.10
2015-08-03	CVX	Chevron	D	-2.89	0.50	ALXN	Alexion Pharmaceuticals	A	3.00	0.50
2015-08-03	GFTU	Grafton	C	-1.86	0.30	BCR	C R Bard	A	2.33	0.30
2015-08-03	WYNN	Wynn Resorts	D	-2.93	0.60					
2015-08-03	HBM	Hudbay Minerals	C	-1.89	0.10	LM	Legg Mason	A	2.33	0.10
2015-08-03	RDS.B	Royal Dutch Shell ADR	D	-2.89	0.40	ACT	Actavis	A	2.95	0.40
2015-08-03	BIDU	Baidu ADR	D	-2.89	0.20	AKAM	Akamai Technologies	A	2.27	0.20
2015-08-03	CXO	Concho Resources	C	-1.86	0.40	HCA	Hca	A	2.88	0.40
2015-08-03	TEL	Te Connectivity	C	-1.86	0.20	SEE	Sealed Air	A	2.30	0.20
2015-08-03	KMI	Kinder Morgan	C	-1.87	0.20	EA	Electronic Arts	A	2.56	0.20
2015-08-03	GLEN	Glencore	D	-2.89	0.20	UHS	Universal Health Services	A	2.33	0.20
2015-08-03	FOXA	Twenty-first Century Fox	D	-2.85	1.30	KR	Kroger	A	2.37	1.30
2015-08-03	BHGE	Baker Hughes, A Ge	C	-1.87	0.40	WHR	Whirlpool	A	2.53	0.40
2015-09-01	AAPL	Apple	C	-1.87	0.90	LRCX	Lam Research	A	2.37	0.90
2015-09-01	APH	Amphenol	C	-1.86	0.60	CTAS	Cintas	A	2.52	0.60
2015-09-01	ADI	Analog Devices	C	-1.87	0.40	BRCM	Broadcom Corp	A	2.33	0.40
2015-09-01	FE	Firstenergy	D	-2.88	0.10	NI	Nisource	A	3.00	0.10
2015-09-01	ROK	Rockwell Automation	C	-1.86	0.60	FISV	Fiserv	A	2.51	0.60
2015-09-01	SU	Schneider Electric Taiwan	C	-1.88	0.10	WHR	Whirlpool	A	2.49	0.10
2015-09-01	TSM	Semiconductor Manufacturing ADR	C	-1.87	0.10	FB	Facebook	A	2.26	0.10
2015-09-01	LGENT	Legal & General	C	-1.86	0.70	ATVI	Activision Blizzard	A	2.44	0.70
2015-09-01	MGGT	Meggitt	C	-1.87	0.10	MNST	Monster Beverage	A	2.44	0.10
2015-09-01	522	Asm Pacific Technology	D	-2.89	0.10	HSIC	Henry Schein	A	2.43	0.10
2015-09-01	CAT	Caterpillar	D	-2.86	0.90	GD	General Dynamics	A	2.35	0.90
2015-09-01	CMI	Cummins	D	-2.86	0.60	VMC	Vulcan Materials Co	A	2.32	0.60
2015-09-01	DD	E.i. Du Pont De Nemours	D	-2.89	0.70	SIAL	Sigma Aldrich	A	2.35	0.70
2015-09-01	DOW	Dow Chemical	D	-2.87	0.10	CF	Cf Industries	A	2.27	0.10
2015-09-01	FAST	Fastenal	D	-2.86	0.20	FDX	Fedex	A	2.29	0.20
2015-09-01	FMC	Fmc	D	-2.89	0.40	AVY	Avery Dennison	A	2.22	0.40
2015-09-01	GE	General Electric	C	-1.86	1.80	SEE	Sealed Air	A	2.28	1.80
2015-09-01	JNJ	Johnson & Johnson	D	-2.85	0.50	BIIB	Biogen	A	3.00	0.50
2015-09-01	KLAC	Kla-tencor	D	-2.90	0.10					
2015-09-01	MRK	Merck & Co	D	-2.86	1.70	ALXN	Alexion Pharmaceuticals	A	3.00	1.70
2015-09-01	MSFT	Microsoft	C	-1.86	4.00	RHT	Red Hat	A	2.25	4.00
2015-09-01	MUR	Murphy Oil	D	-2.91	0.10					
2015-09-01	MXIM	Maxim Integrated Products	C	-1.85	0.30	FFIV	F5 Networks	A	2.24	0.30
2015-09-01	NBL	Noble Energy	D	-2.90	0.40					
2015-09-01	OXY	Occidental Petroleum	D	-2.85	0.10	TSO	Tesoro	A	2.32	0.10

Date	Ticker	Name	R	SM	W (%)	Ticker	Name	R	SM	W (%)
2015-09-01	COP	Conocophillips	D	-2.91	0.70					
2015-09-01	PG	Procter & Gamble	D	-2.88	0.80	DLPH	Delphi Automotive	A	2.61	0.80
2015-09-01	PH	Parker-hannifin	D	-2.86	0.80		Minnesota Mng.& Mfg	A	2.28	0.80
2015-09-01	RL	Ralph Lauren	D	-2.90	0.20					
2015-09-01	DGE	Diageo	C	-1.85	0.30	ALL	Allstate	A	2.42	0.30
2015-09-01	SLB	Schlumberger	D	-2.86	0.10	CAM	Cameron International Corp.	A	2.26	0.10
2015-09-01	SWN	Southwestern Energy	D	-2.91	0.20					
2015-09-01	TXN	Texas Instruments	C	-1.87	1.10	VRSN	Verisign	A	2.24	1.10
2015-09-01	UNP	Union Pacific	D	-2.89	1.40	TSS	Total System Services	A	2.26	1.40
2015-09-01	UTX	United Technologies	D	-2.88	0.30	MLM	Martin Marietta Materials	A	2.25	0.30
2015-09-01	WY	Weyerhaeuser	D	-2.87	0.40	EFX	Equifax	A	2.54	0.40
2015-09-01	PXD	Pioneer Natural Resources	D	-2.89	0.10	VLO	Valero Energy	A	2.22	0.10
2015-09-01	LB-TYK	Liberty Global	C	-1.86	0.20	ORLY	O'reilly Automotive	A	2.48	0.20
2015-09-01	EOG	Eog Resources	D	-2.87	0.50	MPC	Marathon Petroleum	A	2.20	0.50
2015-09-01	BP.	Bp	D	-2.88	0.30	NDAQ	Nasdaq	A	2.39	0.30
2015-09-01	INTC	Intel	D	-2.88	0.80	CTSH	Cognizant Technology Solutions	A	2.23	0.80
2015-09-01	BSX	Boston Scientific	C	-1.86	0.60	ACT	Actavis	A	2.84	0.60
2015-09-01	ASML	Asml	C	-1.87	0.70	SCHW	Charles Schwab	A	2.38	0.70
2015-09-01	FP	Total	D	-2.86	0.10	EW	Edwards Lifesciences	A	2.35	0.10
2015-09-01	CBS	Cbs	D	-2.88	0.50	NFLX	Netflix	A	2.39	0.50
2015-09-01	AVGO	Avago Technologies	C	-1.87	1.60	ALTR	Altera Corp.	A	2.23	1.60
2015-09-01	ENB	Enbridge	C	-1.87	0.60	HRL	Hormel Foods International	A	2.35	0.60
2015-09-01	PX	Praxair	D	-2.87	0.80	IFF	Flavors & Fragrances	A	2.19	0.80
2015-09-01	TOT	Total Adr	D	-2.85	0.10	HCA	Hca	A	2.80	0.10
2015-09-01	PEY	Peyto Exploration & Development	D	-2.86	0.30	UAA	Under Armour	A	2.33	0.30
2015-09-01	CNX	Consol Energy Potash	D	-2.93	0.00					
2015-09-01	POT	Corporation Of Saskatchewan	D	-2.88	0.60	SYK	Stryker	A	2.32	0.60
2015-09-01	XEC	Cimarex Energy	D	-2.86	0.20	SNA	Snap-on	A	2.54	0.20
2015-09-01	CP	Canadian Pacific Railway	D	-2.87	0.10	BCR	C R Bard	A	2.32	0.10
2015-09-01	ORA	Orange	C	-1.86	0.20	BK	Bank Of New York Mellon	A	2.31	0.20
2015-09-01	DNR	Denbury Resources	D	-2.94	0.00					
2015-09-01	LBTYA	Liberty Global	C	-1.86	0.10	AZO	Autozone	A	2.33	0.10
2015-09-01	VZ	Verizon Communications	D	-2.85	0.30	T	At&t	A	2.16	0.30
2015-09-01	AGN	Aegon	C	-1.88	0.20	CI	Cigna	A	2.31	0.20
2015-09-01	CVX	Chevron	D	-2.90	0.50					
2015-09-01	ASML	Asml	C	-1.87	0.40	GOOGL	Google Class A	A	2.21	0.40
2015-09-01	GFTU	Grafton	C	-1.86	0.30	UHS	Universal Health Services	A	2.29	0.30
2015-09-01	WYNN	Wynn Resorts	D	-2.95	0.50					
2015-09-01	HBM	Hudbay Minerals	D	-2.92	0.10					
2015-09-01	RDS.B	Royal Dutch Shell Adr	D	-2.90	0.40					
2015-09-01	BIDU	Baidu Adr	D	-2.90	0.20					
2015-09-01	CXO	Concho Resources	D	-2.87	0.40	EA	Electronic Arts	A	2.50	0.40
2015-09-01	TEL	Te Connectivity	C	-1.87	0.20	ALLE	Allegion	A	2.24	0.20
2015-09-01	KMI	Kinder Morgan	D	-2.88	0.20	AET	Aetna	A	2.50	0.20
2015-09-01	GLEN	Glencore	D	-2.93	0.10					
2015-09-01	FOXA	Twenty-first Century Fox	D	-2.89	1.10	KR	Kroger	A	2.32	1.10
2015-09-01	JD	Jd.com Adr	C	-1.89	0.20	AN	Autonation	A	2.28	0.20
2015-09-01	BHGE	Baker Hughes, A Ge	D	-2.87	0.40	HSP	Hospira	A	2.49	0.40

Date	Ticker	Name	R	SM	W (%)	Ticker	Name	R	SM	W (%)
2015-10-01	AAPL	Apple	C	-1.86	0.90	BRCM	Broadcom Corp	A	2.34	0.90
2015-10-01	APH	Amphenol	C	-1.86	0.50	FISV	Fiserv	A	2.54	0.50
2015-10-01	ADI	Analog Devices	C	-1.87	0.40	FB	Facebook	A	2.27	0.40
2015-10-01	ROK	Rockwell Automation	C	-1.87	0.60	CTAS	Cintas	A	2.53	0.60
2015-10-01	SU	Schneider Electric	D	-2.89	0.10	CELG	Celgene	A	2.27	0.10
2015-10-01	SU	Suncor Energy	D	-2.84	0.50	SWK	Stanley Black & Decker	A	2.27	0.50
2015-10-01	AXP	American Express Taiwan	D	-2.85	0.80	EFX	Equifax	A	2.55	0.80
2015-10-01	TSM	Semiconductor Manufacturing Adr	D	-2.86	0.10	VRSN	Verisign	A	2.25	0.10
2015-10-01	LGEN	Legal & General	C	-1.87	0.60	DHI	D.r. Horton	A	2.26	0.60
2015-10-01	MGGT	Meggitt	C	-1.86	0.10	DRI	Darden Restaurants	A	2.26	0.10
2015-10-01	522	Asm Pacific Technology	D	-2.91	0.10					
2015-10-01	CAT	Caterpillar	D	-2.88	0.40	GD	General Dynamics	A	2.35	0.40
2015-10-01	COF	Capital One Financial	D	-2.87	1.20	ALL	Allstate	A	2.43	1.20
2015-10-01	CMI	Cummins	D	-2.88	0.30	VMC	Vulcan Materials Co	A	2.33	0.30
2015-10-01	SHBA	Svenska Handelsbanken	C	-1.85	0.30	STZ	Constellation Brands	A	2.26	0.30
2015-10-01	DD	E.i. Du Pont De Nemours	D	-2.89	0.50	SIAL	Sigma Aldrich	A	2.34	0.50
2015-10-01	DE	Deere	C	-1.88	0.50	TSS	Total System Services Cognizant	A	2.26	0.50
2015-10-01	INTU	Intuit	C	-1.86	0.50	CTSH	Technology Solutions	A	2.24	0.50
2015-10-01	DOW	Dow Chemical	D	-2.87	0.10	AVY	Avery Dennison	A	2.23	0.10
2015-10-01	CME	Cme	C	-1.84	1.00	NDAQ	Nasdaq	A	2.41	1.00
2015-10-01	FAST	Fastenal	D	-2.86	0.20	SEE	Sealed Air	A	2.26	0.20
2015-10-01	FMC	Fmc	D	-2.91	0.40					
2015-10-01	GE	General Electric	D	-2.85	1.60	MLM	Martin Marietta Materials	A	2.24	1.60
2015-10-01	HP	Helmerich & Payne	D	-2.90	0.20					
2015-10-01	6981	Murata Manufacturing	C	-1.88	0.30	LEN	Lennar	A	2.26	0.30
2015-10-01	JCI	Johnson Controls	D	-2.87	0.30	DLPH	Delphi Automotive	A	2.66	0.30
2015-10-01	JNJ	Johnson & Johnson	D	-2.85	0.50	BIIB	Biogen	A	3.00	0.50
2015-10-01	KEY	Keycorp	C	-1.86	0.30	SCHW	Charles Schwab	A	2.37	0.30
2015-10-01	KLAC	Kla-tencor	D	-2.90	0.10					
2015-10-01	LUK	Leucadia National	D	-2.87	0.00	EA	Electronic Arts	A	2.53	0.00
2015-10-01	ROG	Roche	D	-2.85	0.50	BBY	Best Buy	A	2.26	0.50
2015-10-01	MDT	Medtronic	C	-1.86	1.30	ALXN	Alexion Pharmaceuticals	A	3.00	1.30
2015-10-01	MRK	Merck & Co	D	-2.87	1.30	ACT	Actavis	A	2.80	1.30
2015-10-01	MSFT	Microsoft	C	-1.85	4.50	ALTR	Altera Corp.	A	2.24	4.50
2015-10-01	MUR	Murphy Oil	D	-2.92	0.20					
2015-10-01	NBL	Noble Energy	D	-2.91	0.20					
2015-10-01	NSC	Norfolk Southern	D	-2.89	0.20	ALLE	Allegion	A	2.24	0.20
2015-10-01	COP	Conocophillips	D	-2.91	0.70					
2015-10-01	PG	Procter & Gamble	D	-2.87	0.90	SNA	Snap-on	A	2.52	0.90
2015-10-01	PH	Parker-hannifin	D	-2.87	0.70	ACN	Accenture Cl A	A	2.21	0.70
2015-10-01	RL	Ralph Lauren	D	-2.90	0.10	ATVI	Activision Blizzard	A	2.49	0.10
2015-10-01	DGE	Diageo	D	-2.85	0.30	ROST	Ross Stores	A	2.26	0.30
2015-10-01	SLB	Schlumberger	D	-2.88	0.30	TSO	Tesoro	A	2.35	0.30
2015-10-01	STI	Suntrust Banks	C	-1.86	0.90	BK	Bank Of New York Mellon	A	2.32	0.90
2015-10-01	SWN	Southwestern Energy	D	-2.93	0.10					
2015-10-01	TXN	Texas Instruments	D	-2.87	1.30	FFIV	F5 Networks	A	2.24	1.30
2015-10-01	UNP	Union Pacific	D	-2.88	1.20	ADP	Automatic Data Processing	A	2.21	1.20
2015-10-01	WFC	Wells Fargo	C	-1.85	2.40	PSA	Public Storage	A	2.24	2.40
2015-10-01	TDC	Tdc	D	-2.89	0.10	ABC	Amerisourcebergen	A	2.25	0.10
2015-10-01	WY	Weyerhaeuser	D	-2.88	0.40	MAC	Macerich	A	2.23	0.40
2015-10-01	PXD	Pioneer Natural Resources	D	-2.89	0.10	CAM	Cameron International Corp.	A	2.24	0.10

Date	Ticker	Name	R	SM	W (%)	Ticker	Name	R	SM	W (%)
2015-10-01	LB-TYK	Liberty Global	C	-1.87	0.20	ORLY	O'reilly Automotive	A	2.53	0.20
2015-10-01	EOG	Eog Resources	D	-2.88	0.50	VLO	Valero Energy	A	2.24	0.50
2015-10-01	BP.	Bp	D	-2.88	0.20	TSCO	Tractor Supply	A	2.25	0.20
2015-10-01	INTC	Intel	D	-2.87	1.00	ADBE	Adobe Systems	A	2.23	1.00
2015-10-01	BSX	Boston Scientific	C	-1.85	0.60	HSIC	Henry Schein	A	2.44	0.60
2015-10-01	ESRX	Express Scripts	C	-1.86	1.60	EW	Edwards Lifesciences	A	2.39	1.60
2015-10-01	ASML	Asml	C	-1.88	0.60	MHK	Mohawk Industries	A	2.25	0.60
2015-10-01	FP	Total	D	-2.86	0.10	TE	Teco Energy	A	2.25	0.10
2015-10-01	BLK	Blackrock	D	-2.87	0.20	HIG	The Hartford Financial Services	A	2.23	0.20
2015-10-01	CBS	Cbs	D	-2.90	0.30	CM-CSK	Comcast Special A	A	2.50	0.30
2015-10-01	AVGO	Avago Technologies	C	-1.86	2.10	GOOGL	Google Class A	A	2.22	2.10
2015-10-01	GS	Goldman Sachs	C	-1.87	0.70	CB	Chubb Corp	A	2.23	0.70
2015-10-01	ENB	Enbridge	C	-1.87	0.60	NWL	Newell Brands International	A	2.24	0.60
2015-10-01	PX	Praxair	D	-2.87	1.10	IFF	Flavors & Fragrances	A	2.19	1.10
2015-10-01	UNH	Unitedhealth	C	-1.85	0.90	BCR	C R Bard	A	2.32	0.90
2015-10-01	TOT	Total Adr	D	-2.86	0.10	NI	Nisource	A	3.00	0.10
2015-10-01	PEY	Peyto Exploration & Development	D	-2.87	0.30	CCL	Carnival	A	2.23	0.30
2015-10-01	GILD	Gilead Sciences	C	-1.87	0.50	SYK	Stryker	A	2.32	0.50
2015-10-01	CNX	Consol Energy Potash	D	-2.95	0.00					
2015-10-01	POT	Corporation Of Saskatchewan	D	-2.91	0.30					
2015-10-01	XEC	Cimarex Energy	D	-2.86	0.20	WHR	Whirlpool	A	2.45	0.20
2015-10-01	JPM	Jpmorgan Chase	C	-1.85	1.90	PGR	Progressive	A	2.22	1.90
2015-10-01	BRK.A	Berkshire Hathaway	D	-2.86	1.40	AIZ	Assurant	A	2.22	1.40
2015-10-01	TWX	Time Warner	D	-2.87	0.90	NFLX	Netflix	A	2.39	0.90
2015-10-01	AET	Aetna	C	-1.86	0.20	CI	Cigna	A	2.30	0.20
2015-10-01	C	Citigroup	C	-1.86	0.70	ICE	Intercontinental Exchange	A	2.21	0.70
2015-10-01	LBTYA	Liberty Global	C	-1.87	0.10	AZO	Autozone	A	2.34	0.10
2015-10-01	VZ	Verizon Communications	D	-2.86	0.30	MNST	Monster Beverage	A	2.43	0.30
2015-10-01	AGN	Aegon	D	-2.89	0.20	HAS	Hasbro	A	2.23	0.20
2015-10-01	LVS	Las Vegas Sands	D	-2.89	0.60	CVC	Cablevision Systems Corp	A	2.31	0.60
2015-10-01	CVX	Chevron	D	-2.90	0.60					
2015-10-01	ASML	Asml	D	-2.87	0.40	JNPR	Juniper Networks	A	2.21	0.40
2015-10-01	GFTU	Grafton	C	-1.87	0.20	RCL	Royal Caribbean Cruises	A	2.22	0.20
2015-10-01	WYNN	Wynn Resorts	D	-2.97	0.10					
2015-10-01	NOVN	Novartis	C	-1.85	0.50	AAP	Advance Auto Parts	A	2.22	0.50
2015-10-01	HBM	Hudbay Minerals	D	-2.93	0.00					
2015-10-01	CNO	Cno Financial	C	-1.84	0.40	XL	XL Travelers Companies	A	2.20	0.40
2015-10-01	DFS	Discover Financial Services	D	-2.86	0.40	TRV	Travelers Companies	A	2.20	0.40
2015-10-01	RDS.B	Royal Dutch Shell Adr	D	-2.91	0.40					
2015-10-01	BIDU	Baidu Adr	D	-2.91	0.40					
2015-10-01	CXO	Concho Resources	D	-2.87	0.50	HRL	Hormel Foods	A	2.37	0.50
2015-10-01	TEL	Te Connectivity	C	-1.86	0.20	PCP	Precision Castparts	A	2.20	0.20
2015-10-01	LYB	Lyondellbasell Industries	D	-2.86	0.60	UAA	Under Armour	A	2.35	0.60
2015-10-01	TOU	Tourmaline Oil	D	-2.88	0.10	GAS	AGL Resources	A	2.22	0.10
2015-10-01	KMI	Kinder Morgan	D	-2.89	0.20	LLY	Eli Lilly	A	2.29	0.20
2015-10-01	FOXA	Twenty-first Century Fox	D	-2.88	1.30	LB	L Brands	A	2.29	1.30
2015-10-01	JD	Jd.com Adr	C	-1.88	0.20	AN	Autonation	A	2.28	0.20
2015-10-01	BHGE	Baker Hughes, A Ge	D	-2.88	0.50	UHS	Universal Health Services	A	2.28	0.50
2015-11-02	AAPL	Apple	C	-1.85	0.90	BRCM	Broadcom Corp	A	2.35	0.90
2015-11-02	APH	Amphenol	C	-1.85	0.50	FISV	Fiserv	A	2.60	0.50
2015-11-02	ABT	Abbott Laboratories	D	-2.85	0.20	HSIC	Henry Schein	A	2.50	0.20

Date	Ticker	Name	R	SM	W (%)	Ticker	Name	R	SM	W (%)
2015-11-02	ADI	Analog Devices	C	-1.85	0.40	FB	Facebook	A	2.30	0.40
2015-11-02	ROK	Rockwell Automation	D	-2.85	0.60	CTAS	Cintas	A	2.58	0.60
2015-11-02	SU	Schneider Electric	D	-2.88	0.10	NI	Nisource	A	3.00	0.10
2015-11-02	APD	Air Products & Chemicals	D	-2.85	0.10	SIAL	Sigma Aldrich	A	2.35	0.10
2015-11-02	AXP	American Express Taiwan	D	-2.85	0.70	EFX	Equifax	A	2.61	0.70
2015-11-02	TSM	Semiconductor Manufacturing	D	-2.86	0.10	VRSN	Verisign	A	2.29	0.10
2015-11-02	LGEN	Legal & General	C	-1.85	0.60	ATVI	Activision Blizzard	A	2.55	0.60
2015-11-02	MGGT	Meggitt	D	-2.90	0.10	MNST	Monster Beverage	A	2.44	0.10
2015-11-02	522	Asm Pacific Technology	D	-2.90	0.10	HRL	Hormel Foods	A	2.39	0.10
2015-11-02	CAT	Caterpillar	D	-2.86	0.50	GD	General Dynamics	A	2.38	0.50
2015-11-02	COF	Capital One Financial	D	-2.85	1.20	NDAQ	Nasdaq	A	2.47	1.20
2015-11-02	CMI	Cummins	D	-2.88	0.30	VMC	Vulcan Materials Co	A	2.34	0.30
2015-11-02	CVS	Cvs Health	C	-1.85	0.30	ORLY	O'reilly Automotive	A	2.57	0.30
2015-11-02	SHBA	Svenska Handelsbanken	C	-1.85	0.20	UAA	Under Armour	A	2.34	0.20
2015-11-02	DE	Deere	D	-2.86	0.50	TSS	Total System Services	A	2.30	0.50
2015-11-02	INTU	Intuit	C	-1.85	0.50	CTSH	Cognizant Technology Solutions	A	2.26	0.50
2015-11-02	CME	Cme	C	-1.84	0.90	SCHW	Charles Schwab	A	2.41	0.90
2015-11-02	FAST	Fastenal	D	-2.85	0.20	SEE	Sealed Air	A	2.28	0.20
2015-11-02	FMC	Fmc	D	-2.89	0.40	AVY	Avery Dennison	A	2.26	0.40
2015-11-02	HP	Helmerich & Payne	D	-2.88	0.20	TSO	Tesoro	A	2.39	0.20
2015-11-02	6981	Murata Manufacturing	C	-1.86	0.30	SWK	Stanley Black & Decker	A	2.30	0.30
2015-11-02	JCI	Johnson Controls	D	-2.86	0.30	DLPH	Delphi Automotive	A	2.72	0.30
2015-11-02	KEY	Keycorp	C	-1.86	0.30	BK	Bank Of New York Mellon	A	2.35	0.30
2015-11-02	KR	Kroger	C	-1.84	0.60	CM-CSK	Comcast Special A	A	2.54	0.60
2015-11-02	LUK	Leucadia National	D	-2.87	0.00	SNA	Snap-on	A	2.58	0.00
2015-11-02	MDT	Medtronic	C	-1.84	1.30	EW	Edwards Lifesciences	A	2.41	1.30
2015-11-02	MRK	Merck & Co	D	-2.85	1.30	BCR	C R Bard	A	2.32	1.30
2015-11-02	MUR	Murphy Oil	D	-2.90	0.20					
2015-11-02	NBL	Noble Energy	D	-2.88	0.30	CAM	Cameron International Corp.	A	2.27	0.30
2015-11-02	NSC	Norfolk Southern	D	-2.89	0.20	ALLE	Allegion	A	2.27	0.20
2015-11-02	COP	Conocophillips	D	-2.89	0.80	NFX	Newfield Exploration	A	2.25	0.80
2015-11-02	PG	Procter & Gamble	D	-2.86	0.80	EA	Electronic Arts	A	2.57	0.80
2015-11-02	PH	Parker-hannifin	D	-2.86	0.70	MLM	Martin Marietta Materials	A	2.24	0.70
2015-11-02	RL	Ralph Lauren	D	-2.90	0.10					
2015-11-02	SLB	Schlumberger	D	-2.85	0.30	FSLR	First Solar	A	2.24	0.30
2015-11-02	STI	Suntrust Banks	C	-1.84	0.90	PSA	Public Storage	A	2.26	0.90
2015-11-02	SWN	Southwestern Energy	D	-2.94	0.10					
2015-11-02	UNP	Union Pacific	D	-2.88	1.10	ACN	Accenture Cl A	A	2.23	1.10
2015-11-02	WFC	Wells Fargo	D	-2.84	2.30	MAC	Macerich	A	2.26	2.30
2015-11-02	TDC	Tdc	D	-2.89	0.10	STZ	Constellation Brands	A	2.27	0.10
2015-11-02	WY	Weyerhaeuser	D	-2.86	0.40	PGR	Progressive	A	2.24	0.40
2015-11-02	LB-TYK	Liberty Global	C	-1.86	0.20	AZO	Autozone	A	2.36	0.20
2015-11-02	BP	Bp	D	-2.87	0.30	MHK	Mohawk Industries	A	2.26	0.30
2015-11-02	ESRX	Express Scripts	C	-1.84	1.50	CI	Cigna	A	2.29	1.50
2015-11-02	ASML	Asml	D	-2.86	0.60	DHI	D.r. Horton	A	2.26	0.60
2015-11-02	FD	Macy's	D	-2.88	0.40	AN	Autonation	A	2.31	0.40
2015-11-02	CBS	Cbs	D	-2.87	0.30	CVC	Cablevision Systems Corp	A	2.31	0.30
2015-11-02	AVGO	Avago Technologies	C	-1.86	1.90	JNPR	Juniper Networks	A	2.26	1.90

Date	Ticker	Name	R	SM	W (%)	Ticker	Name	R	SM	W (%)
2015-11-02	GS	Goldman Sachs	D	-2.86	0.70	CB	Chubb Corp	A	2.24	0.70
2015-11-02	ENB	Enbridge	C	-1.86	0.60	NWL	Newell Brands International	A	2.26	0.60
2015-11-02	PX	Praxair	D	-2.86	1.10	IFF	Flavors & Fragrances	A	2.21	1.10
2015-11-02	UNH	Unitedhealth	C	-1.84	0.80	LLY	Eli Lilly	A	2.28	0.80
2015-11-02	PEY	Peyto Exploration & Development	D	-2.86	0.30	TE	Teco Energy	A	2.26	0.30
2015-11-02	GILD	Gilead Sciences	C	-1.85	0.50	XRAY	Dentsply Intl	A	2.23	0.50
2015-11-02	CNX	Consol Energy	D	-2.96	0.00					
2015-11-02	9984	Softbank Potash Corporation Of Saskatchewan	D	-2.85	0.30	NVDA	Nvidia	A	2.25	0.30
2015-11-02	POT	Corporation Of Saskatchewan	D	-2.90	0.30					
2015-11-02	JPM	Jpmorgan Chase	C	-1.84	1.80	ICE	Intercontinental Exchange	A	2.24	1.80
2015-11-02	BRK.A	Berkshire Hathaway	D	-2.85	1.40	HIG	The Hartford Financial Services	A	2.23	1.40
2015-11-02	TWX	Time Warner	D	-2.86	0.90	LB	L Brands	A	2.30	0.90
2015-11-02	BG.	Bg	C	-1.86	0.20	ADBE	Adobe Systems	A	2.25	0.20
2015-11-02	AET	Aetna	C	-1.86	0.20	LH	Laboratory Corp Of America	A	2.22	0.20
2015-11-02	C	Citigroup	D	-2.84	0.70	AIZ	Assurant	A	2.23	0.70
2015-11-02		Liberty Global	C	-1.86	0.10	TSCO	Tractor Supply	A	2.27	0.10
2015-11-02	LBTYA	Liberty Global	C	-1.86	0.10					
2015-11-02	DTE	Deutsche Telekom	C	-1.84	0.30	BBY	Best Buy	A	2.24	0.30
2015-11-02	VZ	Verizon Communications	D	-2.85	0.30	FTR	Frontier Communications	B	1.19	0.30
2015-11-02	AGN	Aegon	D	-2.87	0.20	HAS	Hasbro	A	2.24	0.20
2015-11-02	LVS	Las Vegas Sands	D	-2.85	0.70	ABC	Amerisourcebergen	A	2.26	0.70
2015-11-02	CVX	Chevron	D	-2.88	0.60	RIG	Transocean	B	1.24	0.60
2015-11-02	ASML	Asml	D	-2.86	0.40	ALTR	Altera Corp.	A	2.25	0.40
2015-11-02	TDG	Transdigm	C	-1.84	0.40	ADP	Automatic Data Processing	A	2.22	0.40
2015-11-02	GFTU	Grafton	C	-1.87	0.20	CTXS	Citrix Systems	A	2.24	0.20
2015-11-02	WYNN	Wynn Resorts	D	-2.95	0.10					
2015-11-02	NOVN	Novartis	C	-1.85	0.40	LUV	Southwest Airlines	A	2.24	0.40
2015-11-02	HBM	Hudbays Minerals	D	-2.91	0.10					
2015-11-02	RDS.B	Royal Dutch Shell Adr	D	-2.90	0.40	XOM	Exxon Mobil	B	1.21	0.40
2015-11-02	TEL	Te Connectivity	C	-1.85	0.20	DHR	Danaher	A	2.22	0.20
2015-11-02	TOU	Tourmaline Oil	D	-2.90	0.00	GME	Gamestop Corp New	A	2.24	0.00
2015-11-02	KMI	Kinder Morgan	D	-2.90	0.20					
2015-11-02	FOXA	Twenty-first Century Fox	D	-2.87	1.30	CCL	Carnival	A	2.25	1.30
2015-11-02	JD	Jd.com Adr	C	-1.87	0.20	RCL	Royal Caribbean Cruises	A	2.25	0.20
2015-11-02	BHGE	Baker Hughes, A Ge	D	-2.87	0.50	OXY	Occidental Petroleum	B	1.20	0.50
2015-12-01	AAPL	Apple	C	-1.85	0.90	BRCM	Broadcom Corp	A	2.37	0.90
2015-12-01	APH	Amphenol	D	-2.85	0.50	FISV	Fiserv	A	2.60	0.50
2015-12-01	ABT	Abbott Laboratories	D	-2.85	0.20	HSIC	Henry Schein	A	2.52	0.20
2015-12-01	ROK	Rockwell Automation	D	-2.86	0.50	CTAS	Cintas	A	2.58	0.50
2015-12-01	SU	Schneider Electric	D	-2.87	0.10	NI	Nisource	A	3.00	0.10
2015-12-01	APD	Air Products & Chemicals	D	-2.85	0.10	AVY	Avery Dennison	A	2.26	0.10
2015-12-01	AXP	American Express	D	-2.85	0.70	EFX	Equifax	A	2.63	0.70
2015-12-01	LGENT	Legal & General	C	-1.84	0.70	SNA	Snap-on	A	2.60	0.70
2015-12-01	MGTT	Meggitt	D	-2.89	0.10	EA	Electronic Arts	A	2.55	0.10
2015-12-01	522	Asm Pacific Technology	D	-2.89	0.10	MNST	Monster Beverage	A	2.51	0.10
2015-12-01	CAT	Caterpillar	D	-2.87	0.40	VMC	Vulcan Materials Co	A	2.37	0.40
2015-12-01	COF	Capital One Financial	D	-2.84	1.20	NDAQ	Nasdaq	A	2.46	1.20
2015-12-01	CMI	Cummins	D	-2.89	0.20	TSS	Total System Services	A	2.33	0.20
2015-12-01	CVS	Cvs Health	C	-1.86	0.30	ORLY	O'reilly Automotive	A	2.55	0.30
2015-12-01	SHBA	Svenska Handelsbanken	D	-2.85	0.20	HRL	Hormel Foods	A	2.44	0.20
2015-12-01	DE	Deere	D	-2.86	0.50	ALLE	Allegion	A	2.28	0.50

Date	Ticker	Name	R	SM	W (%)	Ticker	Name	R	SM	W (%)
2015-12-01	INTU	Intuit	C	-1.84	0.60	VRSN	Verisign	A	2.32	0.60
2015-12-01	CME	Cme	C	-1.84	0.90	SCHW	Charles Schwab	A	2.44	0.90
2015-12-01	FMC	Fmc	D	-2.89	0.40	ARG	Airgas Inc	A	2.26	0.40
2015-12-01	HP	Helmerich & Payne	D	-2.88	0.20	TSO	Tesoro	A	2.41	0.20
2015-12-01	JCI	Johnson Controls	D	-2.86	0.30	DLPH	Delphi Automotive	A	2.75	0.30
2015-12-01	KEY	Keycorp	D	-2.86	0.30	BK	Bank Of New York Mellon	A	2.36	0.30
2015-12-01	KR	Kroger	C	-1.84	0.60	CM-CSK	Comcast Special A	A	2.53	0.60
2015-12-01	LUK	Leucadia National	D	-2.88	0.00	ATVI	Activision Blizzard	A	2.61	0.00
2015-12-01	MDT	Medtronic	C	-1.84	1.30	EW	Edwards Lifesciences	A	2.43	1.30
2015-12-01	MRK	Merck & Co	D	-2.86	1.30	BCR	C R Bard	A	2.32	1.30
2015-12-01	MUR	Murphy Oil	D	-2.90	0.20					
2015-12-01	COP	Conocophillips	D	-2.90	0.80	CAM	Cameron International Corp.	A	2.27	0.80
2015-12-01	PH	Parker-hannifin	D	-2.86	0.70	SEE	Sealed Air	A	2.25	0.70
2015-12-01	SLB	Schlumberger	D	-2.86	0.30	NFX	Newfield Exploration	A	2.24	0.30
2015-12-01	STI	Suntrust Banks	C	-1.84	0.90	PSA	Public Storage	A	2.27	0.90
2015-12-01	SWN	Southwestern Energy	D	-2.95	0.10					
2015-12-01	UNP	Union Pacific	D	-2.89	1.00	MLM	Martin Marietta Materials	A	2.25	1.00
2015-12-01	TDC	Tdc	D	-2.89	0.10	SWK	Stanley Black & Decker	A	2.31	0.10
2015-12-01	LB-TYK	Liberty Global	D	-2.87	0.10	AZO	Autozone	A	2.36	0.10
2015-12-01	ESRX	Express Scripts	C	-1.85	1.50	CI	Cigna	A	2.31	1.50
2015-12-01	ASML	Asml	D	-2.86	0.60	DHI	D.r. Horton	A	2.29	0.60
2015-12-01	FD	Macy's	D	-2.91	0.30					
2015-12-01	CBS	Cbs	D	-2.87	0.40	AN	Autonation	A	2.31	0.40
2015-12-01	AVGO	Avago Technologies	C	-1.85	2.00	FB	Facebook	A	2.31	2.00
2015-12-01	ENB	Enbridge	D	-2.88	0.50	STZ	Constellation Brands	A	2.29	0.50
2015-12-01	UNH	Unitedhealth	C	-1.85	0.80	LLY	Eli Lilly	A	2.29	0.80
2015-12-01	PEY	Peyto Exploration & Development	D	-2.86	0.30	SNDK	Sandisk Corp	A	2.27	0.30
2015-12-01	GILD	Gilead Sciences	C	-1.86	0.50	XRAY	Dentsply Intl	A	2.23	0.50
2015-12-01	CNX	Consol Energy	D	-2.96	0.00					
2015-12-01	9984	Softbank	D	-2.86	0.30	NWL	Newell Brands	A	2.27	0.30
2015-12-01	POT	Potash Corporation Of Saskatchewan	D	-2.90	0.30					
2015-12-01	JPM	Jpmorgan Chase	C	-1.84	1.80	CB	Chubb Corp	A	2.24	1.80
2015-12-01	BRK.A	Berkshire Hathaway	D	-2.85	1.30	AIZ	Assurant	A	2.24	1.30
2015-12-01	TWX	Time Warner	D	-2.87	0.80	LB	L Brands	A	2.30	0.80
2015-12-01	BG.	Bg	C	-1.85	0.20	ALTR	Altera Corp.	A	2.25	0.20
2015-12-01	AET	Aetna	C	-1.86	0.20	BDX	Becton Dickinson	A	2.23	0.20
2015-12-01	LBTYA	Liberty Global	D	-2.87	0.10	CVC	Cablevision Systems Corp	A	2.29	0.10
2015-12-01	VZ	Verizon Communications	D	-2.85	0.30	LVLT	Level 3 Communications	B	1.19	0.30
2015-12-01	AGN	Aegon	D	-2.87	0.20	ADBE	Adobe Systems	A	2.25	0.20
2015-12-01	LVS	Las Vegas Sands	D	-2.87	0.60	ABC	Amerisourcebergen	A	2.26	0.60
2015-12-01	ASML	Asml	D	-2.86	0.40	NVDA	Nvidia	A	2.28	0.40
2015-12-01	TDG	Transdigm	C	-1.84	0.40	ACN	Accenture Cl A	A	2.23	0.40
2015-12-01	GFTU	Grafton	C	-1.87	0.20	ADSK	Autodesk	A	2.25	0.20
2015-12-01	WYNN	Wynn Resorts	D	-2.96	0.10					
2015-12-01	UAL	United Continental	D	-2.87	0.10	TSCO	Tractor Supply	A	2.26	0.10
2015-12-01	NOVN	Novartis	D	-2.86	0.40	CTSH	Cognizant Technology Solutions	A	2.25	0.40
2015-12-01	HBM	Hudbay Minerals	D	-2.92	0.00					
2015-12-01	RDS.B	Royal Dutch Shell Adr	D	-2.90	0.30					
2015-12-01	TEL	Te Connectivity	C	-1.85	0.20	ADP	Automatic Data Processing	A	2.23	0.20
2015-12-01	TOU	Tourmaline Oil	D	-2.90	0.00					
2015-12-01	KMI	Kinder Morgan	D	-2.92	0.10					

Date	Ticker	Name	R	SM	W (%)	Ticker	Name	R	SM	W (%)
2015-12-01	FOXA	Twenty-first Century Fox	D	-2.87	1.20	LUV	Southwest Airlines	A	2.24	1.20
2015-12-01	JD	Jd.com Adr	C	-1.86	0.20	CCL	Carnival	A	2.24	0.20
2015-12-01	BHGE	Baker Hughes, A Ge	D	-2.87	0.50	FSLR	First Solar	A	2.24	0.50
2016-01-01	AAPL	Apple	C	-1.87	0.60	BRCM	Broadcom Corp	A	2.39	0.60
2016-01-01	ROK	Rockwell Automation	D	-2.87	0.50	CTAS	Cintas	A	2.56	0.50
2016-01-01	AXP	American Express	D	-2.86	0.70	EFX	Equifax	A	2.63	0.70
2016-01-01	MGGT	Meggitt	D	-2.89	0.10	NI	Nisource	A	3.00	0.10
2016-01-01	CAT	Caterpillar	D	-2.87	0.40	FISV	Fiserv	A	2.56	0.40
2016-01-01	COF	Capital One Financial	D	-2.85	0.90	NDAQ	Nasdaq	A	2.46	0.90
2016-01-01	CMI	Cummins	D	-2.90	0.20	VMC	Vulcan Materials Co	A	2.34	0.20
2016-01-01	CVS	Cvs Health	D	-2.86	0.30	ORLY	O'reilly Automotive	A	2.53	0.30
2016-01-01	SHBA	Svenska Handelsbanken	D	-2.86	0.20	ATVI	Activision Blizzard	A	2.61	0.20
2016-01-01	DE	Deere	D	-2.87	0.40	TSS	Total System Services	A	2.29	0.40
2016-01-01	FMC	Fmc	D	-2.89	0.40	ARG	Airgas Inc	A	2.26	0.40
2016-01-01	IBM	IBM	D	-2.87	0.40	VRSN	Verisign	A	2.31	0.40
2016-01-01	JCI	Johnson Controls	D	-2.88	0.30	DLPH	Delphi Automotive	A	2.73	0.30
2016-01-01	KEY	Keycorp	D	-2.86	0.20	SCHW	Charles Schwab	A	2.43	0.20
2016-01-01	MRK	Merck & Co	D	-2.86	1.30	HSIC	Henry Schein	A	2.51	1.30
2016-01-01	MUR	Murphy Oil	D	-2.93	0.20					
2016-01-01	COP	Conocophillips	D	-2.91	1.00					
2016-01-01	PH	Parker-hannifin	D	-2.87	0.60	ALLE	Allegion	A	2.27	0.60
2016-01-01	SLB	Schlumberger	D	-2.87	0.40	TSO	Tesoro	A	2.37	0.40
2016-01-01	SWN	Southwestern Energy	D	-2.96	0.10					
2016-01-01	UNP	Union Pacific	D	-2.89	0.70	SEE	Sealed Air	A	2.25	0.70
2016-01-01	LB-TYK	Liberty Global	D	-2.87	0.10	AZO	Autozone	A	2.34	0.10
2016-01-01	ASML	Asml	D	-2.87	0.60	SNA	Snap-on	A	2.59	0.60
2016-01-01	FD	Macy's	D	-2.92	0.30					
2016-01-01	GS	Goldman Sachs	D	-2.85	0.60	BK	Bank Of New York Mellon	A	2.34	0.60
2016-01-01	ENB	Enbridge	D	-2.88	0.50	EA	Electronic Arts	A	2.55	0.50
2016-01-01	UNH	Unitedhealth	C	-1.84	0.90	EW	Edwards Lifesciences	A	2.41	0.90
2016-01-01	TOT	Total Adr	D	-2.86	0.10	FSLR	First Solar	A	2.27	0.10
2016-01-01	PEY	Peyto Exploration & Development	D	-2.87	0.30	MNST	Monster Beverage	A	2.48	0.30
2016-01-01	GILD	Gilead Sciences	C	-1.86	0.50	CI	Cigna	A	2.32	0.50
2016-01-01	CNX	Consol Energy	D	-2.96	0.00					
2016-01-01	9984	Softbank Potash Corporation Of Saskatchewan	D	-2.87	0.30	HRL	Hormel Foods	A	2.46	0.30
2016-01-01	POT	Corporation Of Saskatchewan	D	-2.92	0.10					
2016-01-01	XEC	Cimarex Energy	C	-1.88	0.20	CAM	Cameron International Corp.	A	2.25	0.20
2016-01-01	VIAB	Viacom	D	-2.92	0.30					
2016-01-01	BRK.A	Berkshire Hathaway	D	-2.86	1.30	PSA	Public Storage	A	2.27	1.30
2016-01-01	TWX	Time Warner	D	-2.88	0.70	CVC	Cablevision Systems Corp	A	2.30	0.70
2016-01-01	BG.	Bg	C	-1.86	0.10	SWK	Stanley Black & Decker	A	2.30	0.10
2016-01-01	MCO	Moody's	C	-1.85	0.00	CB	Chubb Corp	A	2.24	0.00
2016-01-01	AET	Aetna	C	-1.86	0.60	BCR	C R Bard	A	2.32	0.60
2016-01-01	LBTYA	Liberty Global	D	-2.87	0.10	LB	L Brands	A	2.30	0.10
2016-01-01	TGT	Target	D	-2.86	0.80	AN	Autonation	A	2.29	0.80
2016-01-01	AGN	Aegon	D	-2.88	0.20	STZ	Constellation Brands	A	2.29	0.20
2016-01-01	LVS	Las Vegas Sands	D	-2.87	0.60	ABC	Amerisourcebergen	A	2.28	0.60
2016-01-01	ASML	Asml	D	-2.87	0.40	FB	Facebook	A	2.31	0.40
2016-01-01	GFTU	Grafton	C	-1.86	0.20	LLY	Eli Lilly	A	2.29	0.20
2016-01-01	NOVN	Novartis	D	-2.86	0.40	NVDA	Nvidia	A	2.28	0.40
2016-01-01	HBM	Hudbay Minerals	D	-2.93	0.00					
2016-01-01	RDS.B	Royal Dutch Shell Adr	D	-2.91	0.30					

Date	Ticker	Name	R	SM	W (%)	Ticker	Name	R	SM	W (%)
2016-01-01	TEL	Te Connectivity	C	-1.85	0.20	ACN	Accenture Cl A	A	2.23	0.20
2016-01-01	KAR	Kar Auction Services	C	-1.84	0.20	RCL	Royal Caribbean Cruises	A	2.25	0.20
2016-01-01	LYB	Lyondellbasell Industries	C	-1.85	0.50	AVY	Avery Dennison	A	2.25	0.50
2016-01-01	TOU	Tourmaline Oil	D	-2.91	0.00					
2016-01-01	FOXA	Twenty-first Century Fox	D	-2.88	1.20	CCL	Carnival	A	2.25	1.20
2016-01-01	BHGE	Baker Hughes, A Ge	D	-2.89	0.40	NFX	Newfield Exploration	A	2.20	0.40
2016-02-01	AAPL	Apple	D	-2.88	0.60	FB	Facebook	A	2.34	0.60
2016-02-01	AMT	American Tower	D	-2.85	0.30	EXR	Extra Space Storage	A	2.84	0.30
2016-02-01	ADI	Analog Devices	D	-2.86	0.40	VRSN	Verisign	A	2.27	0.40
2016-02-01	ROK	Rockwell Automation	D	-2.88	0.50	FISV	Fiserv	A	2.58	0.50
2016-02-01	SU	Suncor Energy	D	-2.86	0.40	MNST	Monster Beverage	A	2.44	0.40
2016-02-01	AXP	American Express Taiwan	D	-2.89	0.60	EFX	Equifax	A	2.60	0.60
2016-02-01	TSM	Semiconductor Manufacturing Adr	D	-2.84	0.10	SNDK	Sandisk Corp	A	2.26	0.10
2016-02-01	MGGT	Meggitt	D	-2.90	0.10	GMCR	Keurig Green Mountain	A	2.37	0.10
2016-02-01	CAT	Caterpillar	D	-2.88	0.40	VMC	Vulcan Materials Co	A	2.31	0.40
2016-02-01	CM-CSA	Comcast	C	-1.86	2.80	CVC	Cablevision Systems Corp	A	2.30	2.80
2016-02-01	COF	Capital One Financial	D	-2.87	0.90	NDAQ	Nasdaq	A	2.48	0.90
2016-02-01	CMI	Cummins	D	-2.89	0.20	ALLE	Allegion	A	2.25	0.20
2016-02-01	CVS	Cvs Health	D	-2.86	0.40	LB	L Brands	A	2.30	0.40
2016-02-01	SHBA	Svenska Handelsbanken	D	-2.87	0.20	STZ	Constellation Brands	A	2.31	0.20
2016-02-01	DE	Deere	D	-2.87	0.50	TSS	Total System Services	A	2.23	0.50
2016-02-01	FMC	Fmc	D	-2.90	0.40					
2016-02-01	PCLN	The Priceline	C	-1.88	0.20	TSCO	Tractor Supply	A	2.25	0.20
2016-02-01	HP	Helmerich & Payne	D	-2.85	0.30	TSO	Tesoro	A	2.31	0.30
2016-02-01	IBM	IBM	D	-2.88	0.40	NVDA	Nvidia	A	2.25	0.40
2016-02-01	JCI	Johnson Controls	D	-2.89	0.30	DLPH	Delphi Automotive	A	2.56	0.30
2016-02-01	KEY	Keycorp	D	-2.88	0.20	SCHW	Charles Schwab	A	2.33	0.20
2016-02-01	MRK	Merck & Co	D	-2.87	1.30	HSIC	Henry Schein	A	2.50	1.30
2016-02-01	MUR	Murphy Oil	D	-2.94	0.20					
2016-02-01	NBL	Noble Energy	D	-2.86	0.20	FSLR	First Solar	A	2.28	0.20
2016-02-01	COP	Conocophillips	D	-2.93	0.90					
2016-02-01	PFE	Pfizer	D	-2.86	0.40	EW	Edwards Lifesciences	A	2.41	0.40
2016-02-01	PH	Parker-hannifin	D	-2.87	0.70	RTN	Raytheon	A	2.22	0.70
2016-02-01	RL	Ralph Lauren	D	-2.86	0.10	SNA	Snap-on	A	2.56	0.10
2016-02-01	SLB	Schlumberger	D	-2.87	0.50	VLO	Valero Energy	A	2.19	0.50
2016-02-01	SWN	Southwestern Energy	D	-2.95	0.10					
2016-02-01	TXN	Texas Instruments	C	-1.85	1.40	ADBE	Adobe Systems	A	2.25	1.40
2016-02-01	UNP	Union Pacific	D	-2.90	0.70					
2016-02-01	LB-TYK	Liberty Global	D	-2.89	0.10	CCL	Carnival	A	2.23	0.10
2016-02-01	EOG	Eog Resources	D	-2.87	0.50	NFX	Newfield Exploration	A	2.17	0.50
2016-02-01	BP.	Bp	D	-2.84	0.30	SWK	Stanley Black & Decker	A	2.27	0.30
2016-02-01	BSX	Boston Scientific	C	-1.84	0.70	BCR	C R Bard	A	2.32	0.70
2016-02-01	ESRX	Express Scripts	D	-2.86	1.40	CI	Cigna	A	2.29	1.40
2016-02-01	ASML	Asml	D	-2.86	0.70	TE	Teco Energy	A	2.26	0.70
2016-02-01	CSCO	Cisco Systems	D	-2.87	0.30	HRS	Harris	A	2.23	0.30
2016-02-01	FD	Macy's	D	-2.91	0.30					
2016-02-01	GS	Goldman Sachs	D	-2.87	0.60	BK	Bank Of New York Mellon	A	2.29	0.60
2016-02-01	ENB	Enbridge	D	-2.88	0.50	TSN	Tyson Foods	A	2.24	0.50
2016-02-01	PX	Praxair	D	-2.86	1.10	ARG	Airgas Inc	A	2.27	1.10
2016-02-01	UNH	Unitedhealth	C	-1.84	1.00	LLY	Eli Lilly	A	2.27	1.00
2016-02-01	TOT	Total Adr	D	-2.86	0.10	MPC	Marathon Petroleum	A	2.15	0.10
2016-02-01	GILD	Gilead Sciences	D	-2.89	0.40	XRAY	Dentsply Intl	A	2.23	0.40

Date	Ticker	Name	R	SM	W (%)	Ticker	Name	R	SM	W (%)
2016-02-01	CNX	Consol Energy	D	-2.96	0.00					
2016-02-01	9984	Softbank Potash Corporation Of Saskatchewan	D	-2.88	0.30	DHI	D.r. Horton	A	2.24	0.30
2016-02-01	POT									
2016-02-01	XEC	Cimarex Energy	D	-2.88	0.30	PXD	Pioneer Natural Resources	B	1.19	0.30
2016-02-01	VIAB	Viacom	D	-2.91	0.40					
2016-02-01	JPM	Jpmorgan Chase	C	-1.85	1.80	PSA	Public Storage	A	2.28	1.80
2016-02-01	BRK.A	Berkshire Hathaway	D	-2.86	1.40	ICE	Intercontinental Exchange	A	2.24	1.40
2016-02-01	TWX	Time Warner	D	-2.87	0.90	RCL	Royal Caribbean Cruises	A	2.21	0.90
2016-02-01	MA	Mastercard	C	-1.85	0.30	AIZ	Assurant	A	2.23	0.30
2016-02-01	BG.	Bg	C	-1.85	0.20	TAP	Molson Coors Brewing	A	2.23	0.20
2016-02-01	MCO	Moody's	C	-1.87	0.00	O	Realty Income	A	2.22	0.00
2016-02-01	AET	Aetna	C	-1.87	0.60	BDX	Becton Dickinson	A	2.22	0.60
2016-02-01	C	Citigroup	D	-2.87	0.70	TRV	Travelers Companies	A	2.22	0.70
2016-02-01	LBTYA	Liberty Global	D	-2.90	0.00	ROST	Ross Stores	A	2.21	0.00
2016-02-01	TGT	Target	D	-2.86	0.90	IPG	Interpublic Group Of Companies	A	2.20	0.90
2016-02-01	AGN	Aegon	D	-2.89	0.20	HAS	Hasbro	A	2.23	0.20
2016-02-01	LVS	Las Vegas Sands	D	-2.87	0.70	SYY	Sysco	A	2.20	0.70
2016-02-01	CVX	Chevron	D	-2.86	0.70	OXY	Occidental Petroleum	B	1.17	0.70
2016-02-01	ASML	Asml	D	-2.86	0.40	XLNX	Xilinx	A	2.21	0.40
2016-02-01	GFTU	Grafton	C	-1.86	0.20	GAS	AGL Resources	A	2.23	0.20
2016-02-01	NOVN	Novartis	D	-2.87	0.40	MAT	Mattel	A	2.22	0.40
2016-02-01	HBM	Hudbay Minerals	D	-2.96	0.00					
2016-02-01	RDS.B	Royal Dutch Shell Adr	D	-2.92	0.30					
2016-02-01	EXPE	Expedia	C	-1.88	0.60	DRI	Darden Restaurants	A	2.20	0.60
2016-02-01	CXO	Concho Resources	D	-2.87	0.50	NI	Nisource	A	3.00	0.50
2016-02-01	TEL	Te Connectivity	C	-1.87	0.20	DHR	Danaher	A	2.20	0.20
2016-02-01	KAR	Kar Auction Services	D	-2.86	0.20	LUV	Southwest Airlines	A	2.20	0.20
2016-02-01	LYB	Lyondellbasell Industries	C	-1.87	0.50	AVY	Avery Dennison	A	2.24	0.50
2016-02-01	TOU	Tourmaline Oil	D	-2.90	0.10	WEC	Wec Energy	A	2.22	0.10
2016-02-01	PSX	Phillips 66	C	-1.86	0.20	ATVI	Activision Blizzard	A	2.55	0.20
2016-02-01	FOXA	Twenty-first Century Fox	D	-2.88	1.20	OMC	Omnicom	A	2.19	1.20
2016-02-01	BHGE	Baker Hughes, A Ge	D	-2.90	0.40	HRL	Hormel Foods	A	2.48	0.40
2016-03-01	AAPL	Apple	D	-2.87	0.60	FB	Facebook	A	2.32	0.60
2016-03-01	AMT	American Tower	D	-2.84	0.30	EXR	Extra Space Storage	A	2.79	0.30
2016-03-01	ABT	Abbott Laboratories	D	-2.86	0.20	HSIC	Henry Schein	A	2.55	0.20
2016-03-01	ADI	Analog Devices	D	-2.85	0.40	VRSN	Verisign	A	2.31	0.40
2016-03-01	ROK	Rockwell Automation	D	-2.86	0.60	FISV	Fiserv	A	2.61	0.60
2016-03-01	AIG	American International	C	-1.87	0.40	EFX	Equifax	A	2.60	0.40
2016-03-01	SU	Suncor Energy	D	-2.85	0.40	MAT	Mattel	A	2.27	0.40
2016-03-01	AXP	American Express	D	-2.88	0.60	NDAQ	Nasdaq	A	2.50	0.60
2016-03-01	BA	Boeing	D	-2.87	1.50	ALLE	Allegion	A	2.27	1.50
2016-03-01	LGEN	Legal & General	D	-2.85	0.60	KORS	Michael Kors	A	2.27	0.60
2016-03-01	MGGT	Meggitt	D	-2.88	0.10	TE	Teco Energy	A	2.26	0.10
2016-03-01	CAT	Caterpillar	D	-2.87	0.50	TSS	Total System Services	A	2.26	0.50
2016-03-01	CM-CSA	Comcast	D	-2.85	2.90	CVC	Cablevision Systems Corp	A	2.31	2.90
2016-03-01	COF	Capital One Financial	D	-2.86	0.90	PSA	Public Storage	A	2.28	0.90
2016-03-01	CMI	Cummins	D	-2.88	0.20	RTN	Raytheon	A	2.22	0.20
2016-03-01	CVS	Cvs Health	D	-2.86	0.40	LB	L Brands	A	2.27	0.40
2016-03-01	SHBA	Svenska Handelsbanken	D	-2.86	0.20	DHI	D.r. Horton	A	2.25	0.20
2016-03-01	DE	Deere	D	-2.86	0.50	DHR	Danaher	A	2.21	0.50
2016-03-01	DIS	Walt Disney	D	-2.87	1.10	CCL	Carnival	A	2.23	1.10

Date	Ticker	Name	R	SM	W (%)	Ticker	Name	R	SM	W (%)
2016-03-01	CME	Cme	D	-2.85	1.00	O	Realty Income	A	2.23	1.00
2016-03-01	FMC	Fmc	D	-2.90	0.40	NEM	Newmont Mining	A	2.27	0.40
2016-03-01	PCLN	The Priceline	C	-1.85	0.20	DLTR	Dollar Tree	A	2.22	0.20
2016-03-01	HP	Helmerich & Payne	D	-2.84	0.40	TSO	Tesoro	A	2.29	0.40
2016-03-01	HUM	Humana	D	-2.86	0.30	EW	Edwards Lifesciences	A	2.46	0.30
2016-03-01	IBM	IBM	D	-2.87	0.40	NVDA	Nvidia	A	2.28	0.40
2016-03-01	6981	Murata Manufacturing	D	-2.89	0.20	HAS	Hasbro	A	2.24	0.20
2016-03-01	JCI	Johnson Controls	D	-2.88	0.30	SNA	Snap-on	A	2.52	0.30
2016-03-01	KEY	Keycorp	D	-2.88	0.20	TRV	Travelers Companies	A	2.22	0.20
2016-03-01	LOW	Lowe's Companies	D	-2.85	0.30	LUV	Southwest Airlines	A	2.22	0.30
2016-03-01	ROG	Roche	D	-2.84	0.20	MKC	Mccormick	A	2.24	0.20
2016-03-01	MDT	Medtronic	D	-2.84	1.40	BCR	C R Bard	A	2.33	1.40
2016-03-01	MRK	Merck & Co	D	-2.86	1.30	CI	Cigna	A	2.31	1.30
2016-03-01	MUR	Murphy Oil	D	-2.94	0.20	FSLR	First Solar	A	2.28	0.20
2016-03-01	NBL	Noble Energy	D	-2.87	0.20	FLIR	Flir Systems	A	2.20	0.20
2016-03-01	NSC	Norfolk Southern	D	-2.87	0.20					
2016-03-01	COP	Conocophillips	D	-2.93	0.80					
2016-03-01	PFE	Pfizer	D	-2.86	0.40	LLY	Eli Lilly	A	2.25	0.40
2016-03-01	PH	Parker-hannifin	D	-2.86	0.70	PAYX	Paychex	A	2.20	0.70
2016-03-01	PNC	Pnc Financial Services	D	-2.86	0.50	HIG	The Hartford Financial Services	A	2.22	0.50
2016-03-01	RL	Ralph Lauren	D	-2.89	0.10	ATVI	Activision Blizzard	A	2.51	0.10
2016-03-01	DGE	Diageo	D	-2.84	0.30	GAS	AGL Resources	A	2.23	0.30
2016-03-01	SLB	Schlumberger	D	-2.86	0.50	VLO	Valero Energy	A	2.17	0.50
2016-03-01	STI	Suntrust Banks	D	-2.87	0.80	CINF	Cincinnati Financial	A	2.21	0.80
2016-03-01	SWN	Southwestern Energy	D	-2.97	0.10					
2016-03-01	MTX	Mtu Aero Engines	D	-2.85	0.20	WEC	Wec Energy	A	2.22	0.20
2016-03-01	TXN	Texas Instruments	C	-1.85	1.40	ADBE	Adobe Systems	A	2.24	1.40
2016-03-01	UNP	Union Pacific	D	-2.89	0.70	XYL	Xylem	A	2.20	0.70
2016-03-01	WAG	Walgreens Boots Alliance	D	-2.86	0.70	ROST	Ross Stores	A	2.21	0.70
2016-03-01	WFC	Wells Fargo	D	-2.85	2.20	ICE	Intercontinental Exchange	A	2.21	2.20
2016-03-01	WY	Weyerhaeuser	D	-2.86	0.40	AIZ	Assurant	A	2.20	0.40
2016-03-01	LB-TYK	Liberty Global	D	-2.88	0.10	SYY	Sysco	A	2.21	0.10
2016-03-01	EOG	Eog Resources	D	-2.88	0.40	XOM	Exxon Mobil	B	1.19	0.40
2016-03-01	BP	Bp	D	-2.85	0.30	SCG	Scana	A	2.22	0.30
2016-03-01	BSX	Boston Scientific	C	-1.85	0.70	BDX	Becton Dickinson	A	2.22	0.70
2016-03-01	ESRX	Express Scripts	D	-2.86	1.30	SYK	Stryker	A	2.19	1.30
2016-03-01	LMT	Lockheed Martin	C	-1.84	1.00	ITW	Illinois Tool Works	A	2.20	1.00
2016-03-01	ASML	Asml	D	-2.86	0.70	TAP	Molson Coors Brewing	A	2.22	0.70
2016-03-01	VRTX	Vertex Pharmaceuticals	D	-2.89	0.60	ISRG	Intuitive Surgical	A	2.19	0.60
2016-03-01	BLK	Blackrock	D	-2.85	0.40	KIM	Kimco Realty	A	2.20	0.40
2016-03-01	CSCO	Cisco Systems	D	-2.85	0.30	AMAT	Applied Materials	A	2.22	0.30
2016-03-01	FD	Macy's	D	-2.90	0.40	OMC	Omnicom	A	2.20	0.40
2016-03-01	GS	Goldman Sachs	D	-2.87	0.60	FRT	Federal Realty Investment Trust	A	2.20	0.60
2016-03-01	REGN	Regeneron Pharmaceuticals	C	-1.88	0.50	WAT	Waters	A	2.18	0.50
2016-03-01	ENB	Enbridge	D	-2.88	0.50	SJM	Jm Smucker	A	2.22	0.50
2016-03-01	PX	Praxair	D	-2.85	1.20	ARG	Airgas Inc	A	2.27	1.20
2016-03-01	UNH	Unitedhealth	D	-2.83	1.00	ZTS	Zoetis	A	2.18	1.00
2016-03-01	TOT	Total Adr	D	-2.85	0.10	NI	Nisource	A	3.00	0.10
2016-03-01	GILD	Gilead Sciences	D	-2.88	0.50	ALXN	Alexion Pharmaceuticals	A	2.15	0.50
2016-03-01	CNX	Consol Energy	D	-2.95	0.00					
2016-03-01	9984	Softbank	D	-2.88	0.30	EL	Estee Lauder Companies	A	2.22	0.30
2016-03-01	POT	Potash Corporation Of Saskatchewan	D	-2.92	0.10					
2016-03-01	XEC	Cimarex Energy	D	-2.88	0.20	HRL	Hormel Foods	A	2.50	0.20
2016-03-01	VIAB	Viacom	D	-2.93	0.30					
2016-03-01	JPM	Jpmorgan Chase	D	-2.85	1.70	AVB	Avalonbay Communities	A	2.19	1.70
2016-03-01	BRK.A	Berkshire Hathaway	D	-2.85	1.50	WSH	Willis Group Holdings	A	2.18	1.50

Date	Ticker	Name	R	SM	W (%)	Ticker	Name	R	SM	W (%)
2016-03-01	TWX	Time Warner	D	-2.88	0.80	DRI	Darden Restaurants	A	2.20	0.80
2016-03-01	MA	Mastercard	C	-1.85	0.30	AIV	Apartment Investment & Management	A	2.17	0.30
2016-03-01	MCO	Moody's	D	-2.86	0.00	ESS	Essex Property Trust	A	2.17	0.00
2016-03-01	AET	Aetna	C	-1.86	0.70	MNK	Mallinckrodt	B	1.20	0.70
2016-03-01	C	Citigroup	D	-2.88	0.60	EQR	Equity Residential	A	2.16	0.60
2016-03-01	LBTYA	Liberty Global	D	-2.89	0.00	IPG	Interpublic Group Of Companies	A	2.20	0.00
2016-03-01	AGN	Aegon	D	-2.89	0.20	DPS	Dr Pepper Snapple	A	2.21	0.20
2016-03-01	LVS	Las Vegas Sands	D	-2.85	0.80	RCL	Royal Caribbean Cruises	A	2.19	0.80
2016-03-01	CVX	Chevron	D	-2.85	0.70	GMCR	Keurig Green Mountain	A	2.38	0.70
2016-03-01	ASML	Asml	D	-2.86	0.40	HRS	Harris	A	2.22	0.40
2016-03-01	IRM	Iron Mountain	D	-2.88	0.10	XL	XL	A	2.16	0.10
2016-03-01	GFTU	Grafton	C	-1.87	0.20	ED	Consolidated Edison	A	2.21	0.20
2016-03-01	NOVN	Novartis	D	-2.88	0.40	CAG	Conagra Brands	A	2.21	0.40
2016-03-01	HBM	Hudbay Minerals	D	-2.95	0.00	HCN	Welltower	B	1.20	1.00
2016-03-01	V	Visa	C	-1.85	1.00	VTR	Ventas	B	1.20	0.40
2016-03-01	DFS	Discover Financial Services	D	-2.86	0.40					
2016-03-01	RDS.B	Royal Dutch Shell Adr	D	-2.91	0.30					
2016-03-01	BIDU	Baidu Adr	D	-2.86	0.50	AVGO	Broadcom	A	2.21	0.50
2016-03-01	EXPE	Expedia	C	-1.87	0.70	TJX	Tjx Companies	A	2.19	0.70
2016-03-01	CXO	Concho Resources	D	-2.87	0.50	STZ	Constellation Brands	A	2.29	0.50
2016-03-01	TEL	Te Connectivity	D	-2.87	0.20	RSG	Republic Services	A	2.20	0.20
2016-03-01	KAR	Kar Auction Services	D	-2.85	0.20	DAL	Delta Air Lines	A	2.19	0.20
2016-03-01	LYB	Lyondellbasell Industries	D	-2.86	0.50	AVY	Avery Dennison	A	2.27	0.50
2016-03-01	TOU	Tourmaline Oil	D	-2.90	0.10	CMS	Cms Energy	A	2.21	0.10
2016-03-01	PSX	Phillips 66	C	-1.85	0.20	TSN	Tyson Foods	A	2.29	0.20
2016-03-01	FOXA	Twenty-first Century Fox	D	-2.88	1.30	TWC	Time Warner Cable Inc.	A	2.18	1.30
2016-03-01	BHGE	Baker Hughes, A Ge	D	-2.89	0.40	SWK	Stanley Black & Decker	A	2.27	0.40
2016-04-01	AAPL	Apple	D	-2.86	1.40	VRSN	Verisign	A	2.32	1.40
2016-04-01	ABT	Abbott Laboratories	D	-2.85	0.10	HSIC	Henry Schein	A	2.56	0.10
2016-04-01	AIG	American International	D	-2.86	0.40	EXR	Extra Space Storage	A	2.88	0.40
2016-04-01	BA	Boeing	D	-2.87	1.70	FISV	Fiserv	A	2.64	1.70
2016-04-01	LGEN	Legal & General	D	-2.86	0.50	NI	Nisource	A	3.00	0.50
2016-04-01	MGGT	Meggitt	D	-2.89	0.10	HRL	Hormel Foods	A	2.51	0.10
2016-04-01	COF	Capital One Financial	D	-2.86	1.00	EFX	Equifax	A	2.66	1.00
2016-04-01	SHBA	Svenska Handelsbanken	D	-2.87	0.20	STZ	Constellation Brands	A	2.31	0.20
2016-04-01	DE	Deere	D	-2.87	0.40	TSS	Total System Services	A	2.28	0.40
2016-04-01	DIS	Walt Disney	D	-2.86	0.80	CVC	Cablevision Systems Corp	A	2.31	0.80
2016-04-01	CME	Cme	D	-2.84	0.90	NDAQ	Nasdaq	A	2.52	0.90
2016-04-01	FMC	Fmc	D	-2.89	0.40	AVY	Avery Dennison	A	2.29	0.40
2016-04-01	HAL	Halliburton	D	-2.88	0.10	FSLR	First Solar	A	2.28	0.10
2016-04-01	6981	Murata Manufacturing	D	-2.89	0.20	TSN	Tyson Foods	A	2.30	0.20
2016-04-01	JCI	Johnson Controls	D	-2.88	0.30	SNA	Snap-on	A	2.55	0.30
2016-04-01	MRK	Merck & Co	D	-2.86	1.40	EW	Edwards Lifesciences	A	2.47	1.40
2016-04-01	MUR	Murphy Oil	D	-2.92	0.20					
2016-04-01	NBL	Noble Energy	D	-2.86	0.20	APA	Apache	A	2.23	0.20
2016-04-01	COP	Conocophillips	D	-2.92	0.90					
2016-04-01	PFE	Pfizer	D	-2.86	0.40	BCR	C R Bard	A	2.35	0.40
2016-04-01	PNC	Pnc Financial Services	D	-2.86	0.30	PSA	Public Storage	A	2.30	0.30
2016-04-01	RL	Ralph Lauren	D	-2.88	0.10	ATVI	Activision Blizzard	A	2.54	0.10
2016-04-01	SLB	Schlumberger	D	-2.87	0.80	SE	Spectra Energy	A	2.23	0.80
2016-04-01	STI	Suntrust Banks	D	-2.86	0.80	UDR	Udr	A	2.27	0.80

Date	Ticker	Name	R	SM	W (%)	Ticker	Name	R	SM	W (%)
2016-04-01	SWN	Southwestern Energy	D	-2.96	0.10					
2016-04-01	TXN	Texas Instruments	C	-1.84	1.40	NVDA	Nvidia	A	2.31	1.40
2016-04-01	UNP	Union Pacific	D	-2.89	0.70	ALLE	Allegion	A	2.27	0.70
2016-04-01	WAG	Walgreens Boots Alliance	D	-2.85	0.70	WYNN	Wynn Resorts	A	2.31	0.70
2016-04-01	WFC	Wells Fargo	D	-2.85	1.70	O	Realty Income	A	2.24	1.70
2016-04-01	LB-TYK	Liberty Global	D	-2.88	0.10	CCL	Carnival	A	2.24	0.10
2016-04-01	CAM	Cameron International Corp.	C	-1.84	0.20	XOM	Exxon Mobil	A	2.19	0.20
2016-04-01	EOG	Eog Resources	D	-2.86	0.50	VLO	Valero Energy	A	2.18	0.50
2016-04-01	BP	Bp	D	-2.85	0.30	MAT	Mattel	A	2.29	0.30
2016-04-01	AZN	Astrazeneca	D	-2.86	0.20	DHI	D.r. Horton	A	2.27	0.20
2016-04-01	ESRX	Express Scripts	D	-2.87	0.80	CI	Cigna	A	2.30	0.80
2016-04-01	VRTX	Vertex Pharmaceuticals	D	-2.91	0.70					
2016-04-01	BLK	Blackrock	D	-2.84	0.70	TRV	Travelers Companies	A	2.24	0.70
2016-04-01	GS	Goldman Sachs	D	-2.87	0.70	HIG	The Hartford Financial Services	A	2.23	0.70
2016-04-01	REGN	Regeneron Pharmaceuticals	D	-2.89	0.60	LLY	Eli Lilly	A	2.25	0.60
2016-04-01	TOT	Total Adr	D	-2.85	0.10	RRC	Range Resources	B	1.26	0.10
2016-04-01	GILD	Gilead Sciences	D	-2.87	0.50	XRAY	Dentsply Sirona	A	2.23	0.50
2016-04-01	9984	Softbank	D	-2.88	0.30	ARG	Airgas Inc	A	2.27	0.30
2016-04-01	SBUX	Starbucks	C	-1.84	0.40	SNI	Scripps Networks Interactive	A	2.23	0.40
2016-04-01	XEC	Cimarex Energy	D	-2.87	0.30	NFX	Newfield Exploration	B	1.24	0.30
2016-04-01	VIAB	Viacom	D	-2.92	0.30					
2016-04-01	JPM	Jpmorgan Chase	D	-2.85	1.70	CINF	Cincinnati Financial	A	2.22	1.70
2016-04-01	AET	Aetna	C	-1.86	0.70	BDX	Becton Dickinson	A	2.23	0.70
2016-04-01	C	Citigroup	D	-2.87	0.70	VTR	Ventas	A	2.22	0.70
2016-04-01	LBTYA	Liberty Global	D	-2.88	0.10	LUV	Southwest Airlines	A	2.23	0.10
2016-04-01	ACGL	Arch Capital	C	-1.85	0.00	AIZ	Assurant	A	2.22	0.00
2016-04-01	AGN	Aegon	D	-2.90	0.20	KORS	Michael Kors	A	2.27	0.20
2016-04-01	TDG	Transdigm	D	-2.84	0.40	ADT	ADT Corporation	A	2.26	0.40
2016-04-01	NOVN	Novartis	D	-2.89	0.40	TE	Teco Energy	A	2.26	0.40
2016-04-01	HDB	Hdfc Bank Adr	D	-2.84	0.00	ICE	Intercontinental Exchange	A	2.21	0.00
2016-04-01	HBM	Hudbay Minerals	D	-2.94	0.00					
2016-04-01	V	Visa	C	-1.84	0.90	KIM	Kimco Realty	A	2.21	0.90
2016-04-01	CNO	Cno Financial	D	-2.85	0.30	FRT	Federal Realty Investment Trust	A	2.21	0.30
2016-04-01	DFS	Discover Financial Services	D	-2.85	0.40	AON	Aon	A	2.21	0.40
2016-04-01	RDS.B	Royal Dutch Shell Adr	D	-2.91	0.50					
2016-04-01	RDSB	Royal Dutch Shell	D	-2.87	0.30	MKC	Mccormick	A	2.25	0.30
2016-04-01	RDS.A	Royal Dutch Shell Adr	D	-2.90	0.00					
2016-04-01	BIDU	Baidu Adr	D	-2.85	0.50	ADBE	Adobe Systems	A	2.26	0.50
2016-04-01	EXPE	Expedia	C	-1.87	0.60	DG	Dollar General	A	2.22	0.60
2016-04-01	TEL	Te Connectivity	D	-2.86	0.20	ETN	Eaton	A	2.22	0.20
2016-04-01	LYB	Lyondellbasell Industries	D	-2.85	0.30	NEM	Newmont Mining	A	2.29	0.30
2016-04-01	PSX	Phillips 66	C	-1.85	0.20	EQT	Eqst	B	1.23	0.20
2016-04-01	FOXA	Twenty-first Century Fox	D	-2.88	1.00	HOT	Strw Htl Res Wrlwd	A	2.22	1.00
2016-04-01	BHGE	Baker Hughes, A Ge	D	-2.90	0.30	PXD	Pioneer Natural Resources	B	1.19	0.30
2016-05-02	AAPL	Apple	D	-2.88	1.20	VRSN	Verisign	A	2.31	1.20
2016-05-02	ABT	Abbott Laboratories	D	-2.85	0.10	HSIC	Henry Schein	A	2.56	0.10
2016-05-02	AIG	American International	D	-2.85	0.40	EXR	Extra Space Storage	A	2.82	0.40
2016-05-02	LGEN	Legal & General	D	-2.86	0.50	NI	Nisource	A	3.00	0.50
2016-05-02	MGGT	Meggitt	D	-2.88	0.10	GPN	Global Payments	A	2.35	0.10
2016-05-02	COF	Capital One Financial	D	-2.85	1.00	EFX	Equifax	A	2.68	1.00
2016-05-02	SHBA	Svenska Handelsbanken	D	-2.87	0.20	STZ	Constellation Brands	A	2.32	0.20

Date	Ticker	Name	R	SM	W (%)	Ticker	Name	R	SM	W (%)	
2016-05-02	DIS	Walt Disney	D	-2.86	0.80	ULTA	Ulta Beauty	A	2.41	0.80	
2016-05-02	6981	Murata Manufacturing	D	-2.89	0.20	TSS	Total System Services	A	2.30	0.20	
2016-05-02	KR	Kroger	C	-1.86	0.90	CVC	Cablevision Systems Corp	A	2.32	0.90	
2016-05-02	COP	Conocophillips	D	-2.91	1.00	EW	Edwards Lifesciences	A	2.56	0.40	
2016-05-02	PFE	Pfizer	D	-2.85	0.40	NDAQ	Nasdaq	A	2.49	0.30	
2016-05-02	PNC	Pnc Financial Services	D	-2.85	0.30	ATVI	Activision Blizzard	A	2.55	0.10	
2016-05-02	RL	Ralph Lauren	D	-2.88	0.10	FISV	Fiserv	A	2.61	0.80	
2016-05-02	SWN	Southwestern Energy	D	-2.93	0.10	WYNN	Wynn Resorts	A	2.31	0.70	
2016-05-02	UNP	Union Pacific	D	-2.88	0.80	PSA	Public Storage	A	2.28	1.80	
2016-05-02	WAG	Walgreens Boots Alliance	D	-2.86	0.70	URBN	Urban Outfitters	A	2.24	0.10	
2016-05-02	WFC	Wells Fargo	D	-2.85	1.80	TSN	Tyson Foods	A	2.30	0.40	
2016-05-02	LB-TYK	Liberty Global	D	-2.88	0.10	NVDA	Nvidia	A	2.31	1.10	
2016-05-02	BP	Bp	D	-2.84	0.40	AVY	Avery Dennison	A	2.30	0.20	
2016-05-02	INTC	Intel	D	-2.86	1.10	BCR	C R Bard	A	2.36	0.80	
2016-05-02	AZN	Astrazeneca	D	-2.86	0.20	VRTX	Vertex Pharmaceuticals	D	-2.90	0.70	
2016-05-02	ESRX	Express Scripts	D	-2.86	0.80	HOLX	Hologic	D	-2.85	0.20	
2016-05-02	VRTX	Vertex Pharmaceuticals	D	-2.90	0.70	GS	Goldman Sachs	D	-2.86	0.70	
2016-05-02	HOLX	Hologic	D	-2.85	0.20	REGN	Regeneron Pharmaceuticals	D	-2.89	0.50	
2016-05-02	GS	Goldman Sachs	D	-2.86	0.70	TOT	Total Adr	D	-2.82	0.10	
2016-05-02	REGN	Regeneron Pharmaceuticals	D	-2.89	0.50	GILD	Gilead Sciences	D	-2.85	0.40	
2016-05-02	TOT	Total Adr	D	-2.82	0.10	SBUX	Starbucks	C	-1.85	0.30	
2016-05-02	GILD	Gilead Sciences	D	-2.85	0.40	VIAB	Viacom	D	-2.92	0.30	
2016-05-02	SBUX	Starbucks	C	-1.85	0.30	JPM	Jpmorgan Chase	D	-2.84	1.70	
2016-05-02	VIAB	Viacom	D	-2.92	0.30	C	Citigroup	D	-2.86	0.70	
2016-05-02	JPM	Jpmorgan Chase	D	-2.84	1.70	LBTYA	Liberty Global	D	-2.89	0.10	
2016-05-02	C	Citigroup	D	-2.86	0.70	AGN	Aegon	D	-2.89	0.20	
2016-05-02	LBTYA	Liberty Global	D	-2.89	0.10	NOVN	Novartis	D	-2.88	0.40	
2016-05-02	AGN	Aegon	D	-2.89	0.20	EXPE	Expedia	C	-1.86	0.60	
2016-05-02	NOVN	Novartis	D	-2.88	0.40	LYB	Lyondellbasell Industries	D	-2.86	0.30	
2016-05-02	EXPE	Expedia	C	-1.86	0.60	BHGE	Baker Hughes, A Ge	D	-2.89	0.30	
2016-05-02	LYB	Lyondellbasell Industries	D	-2.86	0.30	2016-06-01	AAPL	Apple	D	-2.88	1.20
2016-05-02	BHGE	Baker Hughes, A Ge	D	-2.89	0.30	2016-06-01	ABT	Abbott Laboratories	D	-2.85	0.10
2016-06-01	AAPL	Apple	D	-2.88	1.20	2016-06-01	AIG	American International	D	-2.85	0.40
2016-06-01	ABT	Abbott Laboratories	D	-2.85	0.10	2016-06-01	LGEN	Legal & General	D	-2.86	0.50
2016-06-01	AIG	American International	D	-2.85	0.40	2016-06-01	MGGT	Meggitt	D	-2.89	0.10
2016-06-01	LGEN	Legal & General	D	-2.86	0.50	2016-06-01	COF	Capital One Financial	D	-2.85	1.00
2016-06-01	MGGT	Meggitt	D	-2.89	0.10	2016-06-01	SHBA	Svenska Handelsbanken	D	-2.87	0.20
2016-06-01	COF	Capital One Financial	D	-2.85	1.00	2016-06-01	DIS	Walt Disney	D	-2.87	0.80
2016-06-01	SHBA	Svenska Handelsbanken	D	-2.87	0.20	2016-06-01	HUM	Humana	D	-2.84	0.30
2016-06-01	DIS	Walt Disney	D	-2.87	0.80	2016-06-01	6981	Murata Manufacturing	D	-2.89	0.20
2016-06-01	HUM	Humana	D	-2.84	0.30	2016-06-01	KR	Kroger	D	-2.86	1.00
2016-06-01	6981	Murata Manufacturing	D	-2.89	0.20	2016-06-01	COP	Conocophillips	D	-2.92	0.90
2016-06-01	KR	Kroger	D	-2.86	1.00	2016-06-01	PNC	Pnc Financial Services	D	-2.85	0.30
2016-06-01	COP	Conocophillips	D	-2.92	0.90	2016-06-01	RL	Ralph Lauren	D	-2.88	0.10
2016-06-01	PNC	Pnc Financial Services	D	-2.85	0.30	2016-06-01	UNP	Union Pacific	D	-2.89	0.80
2016-06-01	RL	Ralph Lauren	D	-2.88	0.10	2016-06-01	WAG	Walgreens Boots Alliance	D	-2.87	0.70
2016-06-01	UNP	Union Pacific	D	-2.89	0.80	2016-06-01	WFC	Wells Fargo	D	-2.85	1.80
2016-06-01	WAG	Walgreens Boots Alliance	D	-2.87	0.70	2016-06-01	LB-TYK	Liberty Global	D	-2.88	0.10
2016-06-01	WFC	Wells Fargo	D	-2.85	1.80	2016-06-01	BP	Bp	D	-2.85	0.30
2016-06-01	LB-TYK	Liberty Global	D	-2.88	0.10	2016-06-01	AZN	Astrazeneca	D	-2.86	0.20
2016-06-01	BP	Bp	D	-2.85	0.30						
2016-06-01	AZN	Astrazeneca	D	-2.86	0.20						

Date	Ticker	Name	R	SM	W (%)	Ticker	Name	R	SM	W (%)
2016-06-01	VRTX	Vertex Pharmaceuticals	D	-2.89	0.80	BCR	C R Bard	A	2.37	0.80
2016-06-01	HOLX	Hologic	D	-2.85	0.20	STJ	St Jude Medical Inc	A	2.26	0.20
2016-06-01	FD	Macy's	D	-2.88	0.30	DLTR	Dollar Tree	A	2.24	0.30
2016-06-01	NKE	Nike	C	-1.86	0.10	STZ	Constellation Brands	A	2.31	0.10
2016-06-01	GS	Goldman Sachs	D	-2.87	0.70	NAVI	Navient	A	2.27	0.70
2016-06-01	REGN	Regeneron Pharmaceuticals	D	-2.89	0.60	BDX	Becton Dickinson	A	2.25	0.60
2016-06-01	GILD	Gilead Sciences	D	-2.86	0.40	XRAY	Dentsply Sirona	A	2.23	0.40
2016-06-01	AIR	Airbus	D	-2.85	0.10	NRG	Nrg Energy	A	2.31	0.10
2016-06-01	SBUX	Starbucks	C	-1.86	0.30	DNB	Dun & Bradstreet	A	2.24	0.30
2016-06-01	VIAB	Viacom	D	-2.92	0.40					
2016-06-01	JPM	Jpmorgan Chase	D	-2.84	1.80	DLR	Digital Realty Trust	A	2.25	1.80
2016-06-01	FTR	Frontier Communications	C	-1.85	0.00	LVLTL	Level 3 Communications	A	2.21	0.00
2016-06-01	C	Citigroup	D	-2.86	0.70	UDR	Udr	A	2.25	0.70
2016-06-01	LBTYA	Liberty Global	D	-2.89	0.00	DG	Dollar General	A	2.23	0.00
2016-06-01	AGN	Aegon	D	-2.90	0.20	TSS	Total System Services	A	2.31	0.20
2016-06-01	EXPE	Expedia	C	-1.87	0.60	URBN	Urban Outfitters	A	2.23	0.60
2016-06-01	LYB	Lyondellbasell Industries	D	-2.86	0.30	FCX	Freeport-mcmoran	A	2.47	0.30
2016-07-01	AAPL	Apple	D	-2.88	0.90	NVDA	Nvidia	A	2.40	0.90
2016-07-01	ABT	Abbott Laboratories	D	-2.85	0.10	HSIC	Henry Schein	A	2.58	0.10
2016-07-01	ADI	Analog Devices	D	-2.84	0.40	VRSN	Verisign	A	2.30	0.40
2016-07-01	AIG	American International	D	-2.86	0.40	EXR	Extra Space Storage	A	2.85	0.40
2016-07-01	LGEN	Legal & General	D	-2.88	0.40	NI	Nisource	A	3.00	0.40
2016-07-01	MGGT	Meggitt	D	-2.88	0.10	NEM	Newmont Mining	A	2.43	0.10
2016-07-01	COF	Capital One Financial	D	-2.87	0.80	EFX	Equifax	A	2.72	0.80
2016-07-01	SHBA	Svenska Handelsbanken	D	-2.87	0.20	OKE	Oneok	A	2.42	0.20
2016-07-01	DIS	Walt Disney	D	-2.87	0.70	ULTA	Ulta Beauty	A	2.48	0.70
2016-07-01	6981	Murata Manufacturing	D	-2.90	0.20					
2016-07-01	KR	Kroger	D	-2.86	1.00	WYNN	Wynn Resorts	A	2.30	1.00
2016-07-01	MSFT	Microsoft	C	-1.85	4.20	AMAT	Applied Materials	A	2.28	4.20
2016-07-01	COP	Conocophillips	D	-2.92	1.10					
2016-07-01	PNC	Pnc Financial Services	D	-2.86	0.20	DLR	Digital Realty Trust	A	2.29	0.20
2016-07-01	RL	Ralph Lauren	D	-2.89	0.00	ATVI	Activision Blizzard	A	2.63	0.00
2016-07-01	WAG	Walgreens Boots Alliance	D	-2.84	0.70	DLTR	Dollar Tree	A	2.25	0.70
2016-07-01	WFC	Wells Fargo	D	-2.86	1.20	O	Realty Income	A	2.27	1.20
2016-07-01	LB-TYK	Liberty Global	D	-2.89	0.20	DG	Dollar General	A	2.24	0.20
2016-07-01	VRTX	Vertex Pharmaceuticals	D	-2.90	0.80	EW	Edwards Lifesciences	A	2.51	0.80
2016-07-01	HOLX	Hologic	D	-2.85	0.20	BCR	C R Bard	A	2.40	0.20
2016-07-01	FD	Macy's	D	-2.88	0.30	SYZ	Sysco	A	2.24	0.30
2016-07-01	NKE	Nike	C	-1.86	0.10	STZ	Constellation Brands	A	2.33	0.10
2016-07-01	GS	Goldman Sachs	D	-2.88	0.70	UDR	Udr	A	2.26	0.70
2016-07-01	REGN	Regeneron Pharmaceuticals	D	-2.90	0.50	STJ	St Jude Medical Inc	A	2.26	0.50
2016-07-01	GILD	Gilead Sciences	D	-2.86	0.70	BDX	Becton Dickinson	A	2.25	0.70
2016-07-01	AIR	Airbus	D	-2.86	0.10	RRC	Range Resources	A	2.36	0.10
2016-07-01	SBUX	Starbucks	C	-1.85	0.30	DNB	Dun & Bradstreet	A	2.23	0.30
2016-07-01	VIAB	Viacom	D	-2.92	0.30					
2016-07-01	JPM	Jpmorgan Chase	D	-2.85	1.70	VTR	Ventas	A	2.25	1.70
2016-07-01	C	Citigroup	D	-2.87	0.70	IRM	Iron Mountain	A	2.25	0.70
2016-07-01	LBTYA	Liberty Global	D	-2.90	0.20	HOT	Strw Htl Res Wrlwd	A	2.23	0.20
2016-07-01	TGT	Target	D	-2.86	0.50	SNI	Scripps Networks Interactive	A	2.22	0.50
2016-07-01	AGN	Aegon	D	-2.92	0.10					
2016-07-01	BIDU	Baidu Adr	D	-2.86	0.40	ADBE	Adobe Systems	A	2.26	0.40
2016-07-01	EXPE	Expedia	C	-1.87	0.60	WMT	Wal-mart Stores	A	2.22	0.60
2016-07-01	TEL	Te Connectivity	D	-2.85	0.20	FISV	Fiserv	A	2.67	0.20

Date	Ticker	Name	R	SM	W (%)	Ticker	Name	R	SM	W (%)
2016-07-01	LYB	Lyondellbasell Industries	D	-2.87	0.30	FCX	Freeport-mcmoran	A	2.51	0.30
2016-08-01	LGEN	Legal & General	D	-2.87	0.40	NI	Nisource	A	3.00	0.40
2016-08-01	COF	Capital One Financial	D	-2.86	0.90	EXR	Extra Space Storage	A	2.81	0.90
2016-08-01	CVS	Cvs Health	D	-2.85	0.20	ULTA	Ulta Beauty	A	2.51	0.20
2016-08-01	SHBA	Svenska Handelsbanken	D	-2.87	0.20	FISV	Fiserv	A	2.68	0.20
2016-08-01	DIS	Walt Disney	D	-2.84	0.60	WYNN	Wynn Resorts	A	2.32	0.60
2016-08-01	6981	Murata Manufacturing	D	-2.89	0.20	NEM	Newmont Mining	A	2.47	0.20
2016-08-01	KR	Kroger	D	-2.87	0.90	DLTR	Dollar Tree	A	2.26	0.90
2016-08-01	MUR	Murphy Oil	C	-1.88	0.20	WMB	Williams Companies	A	2.34	0.20
2016-08-01	COP	Conocophillips	D	-2.92	0.90					
2016-08-01	LB-TYK	Liberty Global	D	-2.89	0.20	DNB	Dun & Bradstreet	A	2.24	0.20
2016-08-01	HOLX	Hologic	D	-2.83	0.20	EW	Edwards Lifesciences	A	2.59	0.20
2016-08-01	FD	Macy's	D	-2.87	0.30	SYX	Sysco	A	2.24	0.30
2016-08-01	NKE	Nike	D	-2.86	0.10	ATVI	Activision Blizzard	A	2.63	0.10
2016-08-01	GS	Goldman Sachs	D	-2.87	0.70	EFX	Equifax	A	2.74	0.70
2016-08-01	GILD	Gilead Sciences	D	-2.87	0.60	HSIC	Henry Schein	A	2.59	0.60
2016-08-01	AIR	Airbus	D	-2.86	0.10	BCR	C R Bard	A	2.38	0.10
2016-08-01	SBUX	Starbucks	D	-2.85	0.30	DG	Dollar General	A	2.24	0.30
2016-08-01	C	Citigroup	D	-2.87	0.70	DLR	Digital Realty Trust	A	2.28	0.70
2016-08-01	LBTYA	Liberty Global	D	-2.89	0.20	HOT	Strw Htl Res Wrlwd	A	2.24	0.20
2016-08-01	AGN	Aegon	D	-2.92	0.10	NVDA	Nvidia	A	2.49	0.40
2016-08-01	BIDU	Baidu Adr	D	-2.86	0.40	KMX	Carmax	A	2.23	0.60
2016-08-01	EXPE	Expedia	C	-1.86	0.60					
2016-08-01	LYB	Lyondellbasell Industries	D	-2.87	0.30	FCX	Freeport-mcmoran	A	2.56	0.30
2016-08-01	PSX	Phillips 66	D	-2.86	0.20	DVN	Devon Energy	A	2.32	0.20
2016-09-01	LGEN	Legal & General	D	-2.87	0.40	NI	Nisource	A	3.00	0.40
2016-09-01	CVS	Cvs Health	D	-2.85	0.20	ULTA	Ulta Beauty	A	2.48	0.20
2016-09-01	DIS	Walt Disney	D	-2.84	0.60	WYNN	Wynn Resorts	A	2.30	0.60
2016-09-01	KR	Kroger	D	-2.88	0.80	DNB	Dun & Bradstreet	A	2.26	0.80
2016-09-01	MUR	Murphy Oil	C	-1.87	0.20	CHK	Chesapeake Energy	A	2.66	0.20
2016-09-01	COP	Conocophillips	D	-2.92	1.00					
2016-09-01	LB-TYK	Liberty Global	D	-2.89	0.20	SYX	Sysco	A	2.24	0.20
2016-09-01	NKE	Nike	D	-2.85	0.10	ATVI	Activision Blizzard	A	2.67	0.10
2016-09-01	GILD	Gilead Sciences	D	-2.87	0.60	EW	Edwards Lifesciences	A	2.60	0.60
2016-09-01	AIR	Airbus	D	-2.86	0.10	EFX	Equifax	A	2.75	0.10
2016-09-01	SBUX	Starbucks	D	-2.85	0.30	HOT	Strw Htl Res Wrlwd	A	2.24	0.30
2016-09-01	LBTYA	Liberty Global	D	-2.89	0.20	EBAY	Ebay	A	2.24	0.20
2016-09-01	TGT	Target	D	-2.85	0.40	URBN	Urban Outfitters	A	2.23	0.40
2016-09-01	RYAAY	Ryanair Adr	D	-2.86	0.20	KMX	Carmax	A	2.23	0.20
2016-09-01	AGN	Aegon	D	-2.92	0.10					
2016-09-01	GFTU	Grafton	D	-2.88	0.20	FISV	Fiserv	A	2.64	0.20
2016-09-01	CNO	Cno Financial	D	-2.87	0.30	EXR	Extra Space Storage	A	2.76	0.30
2016-09-01	BIDU	Baidu Adr	D	-2.85	0.50	NVDA	Nvidia	A	2.55	0.50
2016-09-01	LYB	Lyondellbasell Industries	D	-2.87	0.30	FCX	Freeport-mcmoran	A	2.46	0.30
2016-09-01	PSX	Phillips 66	D	-2.85	0.20	WMB	Williams Companies	A	2.42	0.20
2016-09-01	FOXA	Twenty-first Century Fox	D	-2.87	0.60	ROST	Ross Stores	A	2.23	0.60
2016-10-03	SU	Suncor Energy	C	-1.84	0.50	NI	Nisource	A	3.00	0.50
2016-10-03	LGEN	Legal & General	D	-2.87	0.40	FISV	Fiserv	A	2.61	0.40
2016-10-03	CVS	Cvs Health	D	-2.86	0.20	ULTA	Ulta Beauty	A	2.46	0.20
2016-10-03	DIS	Walt Disney	D	-2.85	0.50	WYNN	Wynn Resorts	A	2.32	0.50
2016-10-03	HP	Helmerich & Payne	C	-1.84	0.50	CHK	Chesapeake Energy	A	2.67	0.50
2016-10-03	HUM	Humana	D	-2.85	0.30	EW	Edwards Lifesciences	A	2.62	0.30
2016-10-03	KR	Kroger	D	-2.89	0.30	DNB	Dun & Bradstreet	A	2.26	0.30

Date	Ticker	Name	R	SM	W (%)	Ticker	Name	R	SM	W (%)
2016-10-03	MUR	Murphy Oil	C	-1.85	0.30	WMB	Williams Companies	A	2.46	0.30
2016-10-03	COP	Conocophillips	D	-2.92	0.60					
2016-10-03	WAG	Walgreens Boots Alliance	D	-2.84	0.70	ROST	Ross Stores	A	2.24	0.70
2016-10-03	WFC	Wells Fargo	D	-2.86	1.00	EFX	Equifax	A	2.76	1.00
2016-10-03	NKE	Nike	D	-2.87	0.10	ATVI	Activision Blizzard	A	2.70	0.10
2016-10-03	GILD	Gilead Sciences	D	-2.87	0.60	STJ	St Jude Medical Inc	A	2.27	0.60
2016-10-03	AIR	Airbus	D	-2.85	0.10	NVDA	Nvidia	A	2.59	0.10
2016-10-03	SBUX	Starbucks	D	-2.86	0.40	EBAY	Ebay	A	2.24	0.40
2016-10-03	BMJ	Bristol-myers Squibb	D	-2.88	0.60	BDX	Becton Dickinson	A	2.26	0.60
2016-10-03	TGT	Target	D	-2.85	0.50	YUM	Yum Brands	A	2.23	0.50
2016-10-03	GFTU	Grafton	D	-2.89	0.10	FCX	Freeport-mcmoran	A	2.48	0.10
2016-10-03	CNO	Cno Financial	D	-2.88	0.30	EXR	Extra Space Storage	A	2.73	0.30
2016-10-03	PSX	Phillips 66	D	-2.85	0.20	MRO	Marathon Oil	A	2.40	0.20
2016-10-03	FOXA	Twenty-first Century Fox	D	-2.87	0.40	NWSA	News	A	2.23	0.40
2016-11-01	ABT	Abbott Laboratories	D	-2.86	0.10	EW	Edwards Lifesciences	A	2.48	0.10
2016-11-01	LGDN	Legal & General	D	-2.87	0.40	FCX	Freeport-mcmoran	A	2.50	0.40
2016-11-01	CMCSA	Comcast	C	-1.85	2.40	ULTA	Ulta Beauty	A	2.47	2.40
2016-11-01	CVS	Cvs Health	D	-2.87	0.10	WYNN	Wynn Resorts	A	2.32	0.10
2016-11-01	DIS	Walt Disney	D	-2.85	0.50	UAL	United Continental	A	2.25	0.50
2016-11-01	HP	Helmerich & Payne	C	-1.85	0.50	CHK	Chesapeake Energy	A	2.56	0.50
2016-11-01	HUM	Humana	D	-2.85	0.30	STJ	St Jude Medical Inc	A	2.26	0.30
2016-11-01	KR	Kroger	D	-2.88	0.30	NFLX	Netflix	A	2.24	0.30
2016-11-01	MCD	Mcdonald's	C	-1.86	0.50	DNB	Dun & Bradstreet	A	2.23	0.50
2016-11-01	MUR	Murphy Oil	C	-1.88	0.20	WMB	Williams Companies	A	2.43	0.20
2016-11-01	COP	Conocophillips	D	-2.92	0.60					
2016-11-01	PCG	Pg&e	C	-1.84	0.20	OKE	Oneok	A	2.43	0.20
2016-11-01	PFE	Pfizer	C	-1.86	0.20	BDX	Becton Dickinson	A	2.25	0.20
2016-11-01	T	At&t	C	-1.86	0.20	CTL	Centurylink	A	2.19	0.20
2016-11-01	WAG	Walgreens Boots Alliance	D	-2.84	0.70	ROST	Ross Stores	A	2.23	0.70
2016-11-01	WFC	Wells Fargo	D	-2.85	1.00	EFX	Equifax	A	2.70	1.00
2016-11-01	ESRX	Express Scripts	D	-2.85	0.80	COO	Cooper Companies	A	2.24	0.80
2016-11-01	NKE	Nike	D	-2.88	0.10	ATVI	Activision Blizzard	A	2.67	0.10
2016-11-01	REGN	Regeneron Pharmaceuticals	D	-2.86	0.50	BAX	Baxter International	A	2.23	0.50
2016-11-01	GILD	Gilead Sciences	D	-2.88	0.60	ISRG	Intuitive Surgical	A	2.22	0.60
2016-11-01	AIR	Airbus	D	-2.86	0.10	NEM	Newmont Mining	A	2.41	0.10
2016-11-01	SBUX	Starbucks	D	-2.86	0.40	SYI	Sysco	A	2.22	0.40
2016-11-01	VIAB	Viacom	D	-2.87	0.30	YUM	Yum Brands	A	2.22	0.30
2016-11-01	BMJ	Bristol-myers Squibb	D	-2.89	0.60	DGX	Quest Diagnostics	A	2.22	0.60
2016-11-01	COTY	Coty	D	-2.89	0.10	STZ	Constellation Brands	A	2.33	0.10
2016-11-01	COST	Costco Wholesale	D	-2.86	0.20	SNI	Scripps Networks Interactive	A	2.22	0.20
2016-11-01	CCI	Crown Castle Intl Corp	C	-1.85	0.50	CMA	Comerica	A	2.28	0.50
2016-11-01	TGT	Target	D	-2.85	0.50	BBY	Best Buy	A	2.22	0.50
2016-11-01	VZ	Verizon Communications	C	-1.86	0.30	NVDA	Nvidia	A	2.60	0.30
2016-11-01	PM	Philip Morris International	C	-1.85	3.00	TSN	Tyson Foods	A	2.32	3.00
2016-11-01	RYAAY	Ryanair Adr	D	-2.84	0.20	URBN	Urban Outfitters	A	2.22	0.20
2016-11-01	GFTU	Grafton	D	-2.89	0.10	GPN	Global Payments	A	2.35	0.10
2016-11-01	NOVN	Novartis	C	-1.86	0.20	AMAT	Applied Materials	A	2.34	0.20
2016-11-01	CNO	Cno Financial	D	-2.88	0.30	ZION	Zions Bancorp	A	2.27	0.30
2016-11-01	RDSA	Royal Dutch Shell Adr	C	-1.84	0.00	DVN	Devon Energy	A	2.34	0.00
2016-11-01	PSX	Phillips 66	D	-2.85	0.20	MRO	Marathon Oil	A	2.33	0.20
2016-11-01	FOXA	Twenty-first Century Fox	D	-2.86	0.40	FL	Foot Locker	A	2.21	0.40
2016-12-01	ABT	Abbott Laboratories	D	-2.86	0.10	EW	Edwards Lifesciences	A	2.42	0.10

Date	Ticker	Name	R	SM	W (%)	Ticker	Name	R	SM	W (%)
2016-12-01	LGEN	Legal & General	D	-2.85	0.50	FCX	Freeport-mcmoran	A	2.67	0.50
2016-12-01	CVS	Cvs Health	D	-2.88	0.10	ULTA	Ulta Beauty	A	2.50	0.10
2016-12-01	DIS	Walt Disney	D	-2.84	0.50	WYNN	Wynn Resorts	A	2.32	0.50
2016-12-01	KO	Coca-cola	D	-2.86	1.40	ATVI	Activision Blizzard	A	2.56	1.40
2016-12-01	KR	Kroger	D	-2.87	0.30	UAL	United Continental	A	2.30	0.30
2016-12-01	MO	Altria	C	-1.85	0.50	STZ	Constellation Brands	A	2.30	0.50
2016-12-01	NWL	Newell Brands	C	-1.86	0.40	PVH	Pvh	A	2.27	0.40
2016-12-01	COP	Conocophillips	D	-2.91	0.70	OKE	Oneok	A	2.48	0.20
2016-12-01	PCG	Pg&e	C	-1.85	0.20	STJ	St Jude Medical Inc	A	2.27	0.20
2016-12-01	PFE	Pfizer	C	-1.86	0.20	LVLT	Level 3 Communications	A	2.20	0.20
2016-12-01	T	At&t	C	-1.85	0.20	CHK	Chesapeake Energy	A	2.74	0.10
2016-12-01	SWN	Southwestern Energy	C	-1.87	0.10	BDX	Becton Dickinson	A	2.24	0.60
2016-12-01	TMO	Thermo Fisher Scientific	C	-1.85	0.60	DGX	Quest Diagnostics	A	2.24	0.70
2016-12-01	VRTX	Vertex Pharmaceuticals	D	-2.87	0.70	HAS	Hasbro	A	2.26	0.10
2016-12-01	NKE	Nike	D	-2.87	0.10	COO	Cooper Companies	A	2.22	0.60
2016-12-01	REGN	Regeneron Pharmaceuticals	D	-2.85	0.60	BIIB	Biogen	A	2.22	0.60
2016-12-01	GILD	Gilead Sciences	D	-2.88	0.60	AAL	American Airlines	A	2.30	0.30
2016-12-01	VIAB	Viacom	D	-2.86	0.30	BAX	Baxter International	A	2.22	0.60
2016-12-01	BMJ	Bristol-myers Squibb	D	-2.88	0.60	KSS	Kohl's	A	2.27	0.20
2016-12-01	COTY	Coty	D	-2.91	0.10	EFX	Equifax	A	2.63	0.40
2016-12-01	COST	Costco Wholesale	D	-2.85	0.20	CTL	Centurylink	A	2.18	0.30
2016-12-01	CCI	Crown Castle Intl Corp	C	-1.87	0.40	LUK	Leucadia National	A	2.26	2.60
2016-12-01	VZ	Verizon Communications	C	-1.85	0.30	WMB	Williams Companies	A	2.45	0.10
2016-12-01	PM	Philip Morris International	C	-1.86	2.60	DVN	Devon Energy	A	2.43	0.20
2016-12-01	GFTU	Grafton	D	-2.88	0.10	LNC	Lincoln National	A	2.36	0.00
2016-12-01	NOVN	Novartis	D	-2.86	0.20	NVDA	Nvidia	A	2.76	0.40
2016-12-01	HDB	Hdfc Bank Adr	C	-1.86	0.00	BBY	Best Buy	A	2.26	0.40
2016-12-01	BIDU	Baidu Adr	D	-2.86	0.40	MAT	Mattel	A	2.26	0.50
2016-12-01	FOXA	Twenty-first Century Fox	D	-2.85	0.40	EW	Edwards Lifesciences	A	2.49	0.10
2016-12-01	KHC	The Kraft Heinz	C	-1.85	0.50	OKE	Oneok	A	2.51	0.10
2017-01-02	ABT	Abbott Laboratories	D	-2.86	0.10	CMA	Comerica	A	2.37	0.20
2017-01-02	D	Dominion Resources	C	-1.84	0.10	FCX	Freeport-mcmoran	A	2.59	0.00
2017-01-02	EFX	Equifax	C	-1.86	0.20	STJ	St Jude Medical Inc	A	2.27	0.30
2017-01-02	EDF	Electricite De France	D	-2.86	0.00	STZ	Constellation Brands	A	2.31	1.50
2017-01-02	JNJ	Johnson & Johnson	C	-1.85	0.30	UAL	United Continental	A	2.32	0.20
2017-01-02	KO	Coca-cola	D	-2.85	1.50	DGX	Quest Diagnostics	A	2.25	0.80
2017-01-02	KR	Kroger	D	-2.87	0.20	WMB	Williams Companies	A	2.47	0.10
2017-01-02	MDT	Medtronic	C	-1.87	0.80	TSN	Tyson Foods	A	2.27	0.40
2017-01-02		Centrica	C	-1.84	0.10	COO	Cooper Companies	A	2.24	0.20
2017-01-02	NWL	Newell Brands	C	-1.86	0.40	CHK	Chesapeake Energy	A	2.74	0.10
2017-01-02	PFE	Pfizer	C	-1.85	0.20	SYK	Stryker	A	2.23	0.60
2017-01-02	SWN	Southwestern Energy	C	-1.88	0.10	AAL	American Airlines	A	2.31	0.20
2017-01-02	TMO	Thermo Fisher Scientific	C	-1.85	0.60	ZTS	Zoetis	A	2.22	0.70
2017-01-02	LB-TYK	Liberty Global	D	-2.85	0.20	BAX	Baxter International	A	2.22	0.70
2017-01-02	ESRX	Express Scripts	D	-2.85	0.70	LUK	Leucadia National	A	2.27	0.10
2017-01-02	VRTX	Vertex Pharmaceuticals	D	-2.88	0.70	ISRG	Intuitive Surgical	A	2.21	0.60
2017-01-02	NKE	Nike	D	-2.87	0.10	BIIB	Biogen	A	2.21	0.00
2017-01-02	REGN	Regeneron Pharmaceuticals	D	-2.85	0.60					
2017-01-02	SHPG	Shire Adr	D	-2.86	0.00					

Date	Ticker	Name	R	SM	W (%)	Ticker	Name	R	SM	W (%)
2017-01-02	GILD	Gilead Sciences	D	-2.88	0.60	LH	Laboratory Corp Of America	A	2.21	0.60
2017-01-02	SYNN	Syngenta	C	-1.84	0.20	DVN	Devon Energy	A	2.41	0.20
2017-01-02	VIAB	Viacom	D	-2.87	0.30	ALK	Alaska Air	A	2.27	0.30
2017-01-02	BMJ	Bristol-myers Squibb	D	-2.87	0.60	ANTM	Anthem	A	2.20	0.60
2017-01-02	COTY	Coty	D	-2.91	0.10					
2017-01-02	CCI	Crown Castle Intl Corp	C	-1.86	0.50	ZION	Zions Bancorp	A	2.36	0.50
2017-01-02	LBTYA	Liberty Global	D	-2.85	0.20	KMX	Carmax	A	2.25	0.20
2017-01-02	PM	Philip Morris International	C	-1.85	2.70	ADM	Archer Daniels Midland	A	2.25	2.70
2017-01-02	RMD	Resmed	C	-1.85	0.30	HOLX	Hologic	A	2.20	0.30
2017-01-02	GFTU	Grafton	D	-2.88	0.10	URI	United Rentals	A	2.41	0.10
2017-01-02	NOVN	Novartis	D	-2.85	0.20	MU	Micron Technology	A	2.38	0.20
2017-01-02	HDB	Hdfc Bank Adr	C	-1.86	0.00	LNC	Lincoln National	A	2.36	0.00
2017-01-02	BIDU	Baidu Adr	D	-2.86	0.40	NVDA	Nvidia	A	2.92	0.40
2017-01-02	KHC	The Kraft Heinz	C	-1.84	0.60	TAP	Molson Coors Brewing	A	2.25	0.60
2017-02-01	EFX	Equifax	C	-1.86	0.20	LNC	Lincoln National	A	2.37	0.20
2017-02-01	EDF	Electricite De France	D	-2.87	0.00	FCX	Freeport-mcmoran	A	2.75	0.00
2017-02-01	JNJ	Johnson & Johnson	C	-1.85	0.30	EW	Edwards Lifesciences	A	2.51	0.30
2017-02-01	KO	Coca-cola	D	-2.85	1.50	STZ	Constellation Brands	A	2.30	1.50
2017-02-01	KR	Kroger	D	-2.87	0.20	UAL	United Continental	A	2.32	0.20
2017-02-01	MDT	Medtronic	D	-2.86	0.80	IDXX	Idexx Laboratories	A	2.30	0.80
2017-02-01	NWL	Newell Brands	C	-1.86	0.40	LUK	Leucadia National	A	2.28	0.40
2017-02-01	PFE	Pfizer	C	-1.86	0.20	COO	Cooper Companies	A	2.26	0.20
2017-02-01	SWN	Southwestern Energy	C	-1.90	0.10	CHK	Chesapeake Energy	A	2.67	0.10
2017-02-01	TMO	Thermo Fisher Scientific	C	-1.84	0.60	DGX	Quest Diagnostics	A	2.25	0.60
2017-02-01	ESRX	Express Scripts	D	-2.85	0.70	BAX	Baxter International	A	2.24	0.70
2017-02-01	NKE	Nike	D	-2.87	0.10	HAS	Hasbro	A	2.26	0.10
2017-02-01	REGN	Regeneron Pharmaceuticals	D	-2.86	0.50	SYK	Stryker	A	2.23	0.50
2017-02-01	SHPG	Shire Adr	D	-2.86	0.00	ISRG	Intuitive Surgical	A	2.23	0.00
2017-02-01	PEY	Peyto Exploration & Development	C	-1.88	0.30	URI	United Rentals	A	2.50	0.30
2017-02-01	GILD	Gilead Sciences	D	-2.88	0.50	ZTS	Zoetis	A	2.23	0.50
2017-02-01	BMJ	Bristol-myers Squibb	D	-2.89	0.50	ANTM	Anthem	A	2.23	0.50
2017-02-01	COTY	Coty	D	-2.90	0.10					
2017-02-01	CCI	Crown Castle Intl Corp	C	-1.86	0.50	CMA	Comerica	A	2.37	0.50
2017-02-01	PM	Philip Morris International	D	-2.85	2.70	CPB	Campbell Soup	A	2.25	2.70
2017-02-01	NOVN	Novartis	D	-2.85	0.20	OKE	Oneok	A	2.48	0.20
2017-02-01	HDB	Hdfc Bank Adr	C	-1.84	0.00	ZION	Zions Bancorp	A	2.36	0.00
2017-02-01	BIDU	Baidu Adr	D	-2.85	0.40	NVDA	Nvidia	A	2.98	0.40
2017-02-01	KHC	The Kraft Heinz	C	-1.84	0.60	BWA	Borgwarner	A	2.25	0.60
2017-03-01	EDF	Electricite De France	D	-2.86	0.00	NVDA	Nvidia	A	2.89	0.00
2017-03-01	KO	Coca-cola	D	-2.85	1.40	STZ	Constellation Brands	A	2.32	1.40
2017-03-01	KR	Kroger	D	-2.87	0.20	UAL	United Continental	A	2.33	0.20
2017-03-01	NBL	Noble Energy	C	-1.85	0.20	WMB	Williams Companies	A	2.43	0.20
2017-03-01	NWL	Newell Brands	C	-1.85	0.40	LUK	Leucadia National	A	2.31	0.40
2017-03-01	SWN	Southwestern Energy	C	-1.92	0.10	DVN	Devon Energy	A	2.40	0.10
2017-03-01	ESRX	Express Scripts	D	-2.83	0.70	IDXX	Idexx Laboratories	A	2.36	0.70
2017-03-01	FD	Macy's	D	-2.88	0.20	AAL	American Airlines	A	2.31	0.20
2017-03-01	NKE	Nike	D	-2.86	0.10	HAS	Hasbro	A	2.31	0.10
2017-03-01	REGN	Regeneron Pharmaceuticals	D	-2.85	0.50	INCY	Incyte	A	2.35	0.50
2017-03-01	SHPG	Shire Adr	D	-2.85	0.00	COO	Cooper Companies	A	2.28	0.00
2017-03-01	PEY	Peyto Exploration & Development	C	-1.88	0.30	FCX	Freeport-mcmoran	A	2.62	0.30

Date	Ticker	Name	R	SM	W (%)	Ticker	Name	R	SM	W (%)
2017-03-01	GILD	Gilead Sciences	D	-2.89	0.50	DGX	Quest Diagnostics	A	2.27	0.50
2017-03-01	XEC	Cimarex Energy	C	-1.85	0.20	APC	Anadarko Petroleum	A	2.36	0.20
2017-03-01	COTY	Coty	D	-2.90	0.10					
2017-03-01	TGT	Target	D	-2.88	0.40	ALK	Alaska Air	A	2.30	0.40
2017-03-01	LVS	Las Vegas Sands	C	-1.85	0.20	SNI	Scripps Networks Interactive	A	2.28	0.20
2017-04-03	HES	Hess	D	-2.88	0.10	WMB	Williams Companies	A	2.45	0.10
2017-04-03	MGGT	Meggitt	C	-1.85	0.10	AMD	Advanced Micro Devices	A	3.00	0.10
2017-04-03	GE	General Electric	D	-2.85	1.20	URI	United Rentals	A	2.48	1.20
2017-04-03	HP	Helmerich & Payne	C	-1.87	0.30	KMI	Kinder Morgan	A	2.30	0.30
2017-04-03	KR	Kroger	D	-2.89	0.20	UAL	United Continental	A	2.32	0.20
2017-04-03	MUR	Murphy Oil	D	-2.86	0.10	BHI	Baker Hughes	A	2.26	0.10
2017-04-03	NBL	Noble Energy	C	-1.86	0.20	PXD	Pioneer Natural Resources	A	2.25	0.20
2017-04-03	NWL	Newell Brands	C	-1.86	0.40	STZ	Constellation Brands	A	2.33	0.40
2017-04-03	SLB	Schlumberger	C	-1.85	2.00	MPC	Marathon Petroleum	A	2.23	2.00
2017-04-03	SWN	Southwestern Energy	D	-2.91	0.10					
2017-04-03	SYX	Sysco	C	-1.85	0.50	AAL	American Airlines	A	2.28	0.50
2017-04-03	TYC	Tyco International	C	-1.85	0.40	MTD	Mettler Toledo International	A	2.36	0.40
2017-04-03	ESRX	Express Scripts	D	-2.85	0.60	IDXX	Idexx Laboratories	A	2.38	0.60
2017-04-03	FD	Macy's	D	-2.89	0.20	BBY	Best Buy	A	2.28	0.20
2017-04-03	REGN	Regeneron Pharmaceuticals	D	-2.85	0.60	INCY	Incyte	A	2.37	0.60
2017-04-03	PX	Praxair	C	-1.84	0.60	FCX	Freeport-mcmoran	A	2.59	0.60
2017-04-03	PEY	Peyto Exploration & Development	D	-2.88	0.30	NVDA	Nvidia	A	2.94	0.30
2017-04-03	GILD	Gilead Sciences	D	-2.89	0.20	COO	Cooper Companies	A	2.27	0.20
2017-04-03	SBUX	Starbucks	C	-1.84	0.40	ALK	Alaska Air	A	2.28	0.40
2017-04-03	XEC	Cimarex Energy	C	-1.86	0.20	VLO	Valero Energy	A	2.23	0.20
2017-04-03	BMJ	Bristol-myers Squibb	D	-2.85	0.20	DGX	Quest Diagnostics	A	2.27	0.20
2017-04-03	TGT	Target	D	-2.88	0.40	TIF	Tiffany	A	2.27	0.40
2017-04-03	VZ	Verizon Communications	D	-2.85	0.40	LVL	Level 3 Communications	A	2.21	0.40
2017-04-03	TDG	Transdigm	D	-2.88	0.60	CSX	Csx	A	2.35	0.60
2017-04-03	HLT	Hilton Worldwide	C	-1.85	0.30	SNI	Scripps Networks Interactive	A	2.27	0.30
2017-05-01	HES	Hess	D	-2.88	0.10	WMB	Williams Companies	A	2.46	0.10
2017-05-01	AIG	American International	C	-1.85	0.30	CMA	Comerica	A	2.38	0.30
2017-05-01	GE	General Electric	D	-2.85	1.20	URI	United Rentals	A	2.42	1.20
2017-05-01	HP	Helmerich & Payne	C	-1.88	0.30	BHI	Baker Hughes	A	2.26	0.30
2017-05-01	KR	Kroger	D	-2.89	0.20	UAL	United Continental	A	2.31	0.20
2017-05-01	MUR	Murphy Oil	D	-2.87	0.10	MPC	Marathon Petroleum	A	2.24	0.10
2017-05-01	NBL	Noble Energy	D	-2.87	0.20	PXD	Pioneer Natural Resources	A	2.23	0.20
2017-05-01	COP	Conocophillips	C	-1.85	0.60	VLO	Valero Energy	A	2.23	0.60
2017-05-01	SLB	Schlumberger	C	-1.86	1.80	MRO	Marathon Oil	A	2.19	1.80
2017-05-01	SWN	Southwestern Energy	D	-2.92	0.10					
2017-05-01	SYX	Sysco	C	-1.84	0.50	BBY	Best Buy	A	2.29	0.50
2017-05-01	TYC	Tyco International	C	-1.85	0.40	CSX	Csx	A	2.39	0.40
2017-05-01	SSE	Sse	D	-2.86	0.10	AMD	Advanced Micro Devices	A	3.00	0.10
2017-05-01	ESRX	Express Scripts	D	-2.86	0.60	IDXX	Idexx Laboratories	A	2.41	0.60
2017-05-01	FD	Macy's	D	-2.89	0.20	AAL	American Airlines	A	2.28	0.20
2017-05-01	REGN	Regeneron Pharmaceuticals	D	-2.84	0.60	INCY	Incyte	A	2.33	0.60
2017-05-01	PEY	Peyto Exploration & Development	D	-2.90	0.30	NVDA	Nvidia	A	2.92	0.30
2017-05-01	GILD	Gilead Sciences	D	-2.89	0.20	DGX	Quest Diagnostics	A	2.29	0.20
2017-05-01	XEC	Cimarex Energy	C	-1.86	0.20	TSO	Tesoro	A	2.19	0.20

Date	Ticker	Name	R	SM	W (%)	Ticker	Name	R	SM	W (%)
2017-05-01	BMY	Bristol-myers Squibb	D	-2.84	0.20	ISRG	Intuitive Surgical	A	2.28	0.20
2017-05-01	TGT	Target	D	-2.88	0.40	DRI	Darden Restaurants	A	2.27	0.40
2017-05-01	VZ	Verizon Communications	D	-2.86	0.30	LVLTL	Level 3 Communications	A	2.22	0.30
2017-05-01	TDG	Transdigm	D	-2.86	0.60	MTD	Mettler Toledo International	A	2.38	0.60
2017-05-01	RDSB	Royal Dutch Shell	C	-1.86	0.40	MU	Micron Technology	A	2.49	0.40
2017-05-01	LYB	Lyondellbasell Industries	C	-1.86	0.30	FCX	Freeport-mcmoran	A	2.56	0.30
2017-05-01	HLT	Hilton Worldwide	C	-1.85	0.30	TIF	Tiffany	A	2.26	0.30
2017-06-01	HES	Hess	D	-2.88	0.10	WMB	Williams Companies	A	2.43	0.10
2017-06-01	AIG	American International	C	-1.84	0.30	CMA	Comerica	A	2.37	0.30
2017-06-01	COF	Capital One Financial	C	-1.86	1.20	LNC	Lincoln National	A	2.36	1.20
2017-06-01	GE	General Electric	D	-2.86	1.10	MTD	Mettler Toledo International	A	2.44	1.10
2017-06-01	HAL	Halliburton	C	-1.87	0.50	MPC	Marathon Petroleum	A	2.25	0.50
2017-06-01	HP	Helmerich & Payne	D	-2.89	0.30	BHI	Baker Hughes	A	2.24	0.30
2017-06-01	IBM	IBM	C	-1.86	0.30	NVDA	Nvidia	A	3.00	0.30
2017-06-01	KR	Kroger	D	-2.88	0.20	UAL	United Continental	A	2.36	0.20
2017-06-01		Centrica	D	-2.86	0.10	LRCX	Lam Research	A	2.42	0.10
2017-06-01	MUR	Murphy Oil	D	-2.88	0.10	COG	Cabot Oil & Gas	A	2.17	0.10
2017-06-01	NBL	Noble Energy	D	-2.88	0.10	AMD	Advanced Micro Devices	A	3.00	0.10
2017-06-01	COP	Conocophillips	C	-1.86	0.50	MU	Micron Technology	A	2.54	0.50
2017-06-01	PFE	Pfizer	C	-1.84	0.20	IDXX	Idexx Laboratories	A	2.42	0.20
2017-06-01	SLB	Schlumberger	D	-2.87	1.70	AMAT	Applied Materials	A	2.53	1.70
2017-06-01	SWN	Southwestern Energy	D	-2.93	0.10					
2017-06-01	TYC	Tyco International	C	-1.85	0.40	URI	United Rentals	A	2.42	0.40
2017-06-01	WAG	Walgreens Boots Alliance	C	-1.84	0.60	BBY	Best Buy	A	2.34	0.60
2017-06-01	WFC	Wells Fargo	C	-1.85	1.40	ZION	Zions Bancorp	A	2.34	1.40
2017-06-01	EOG	Eog Resources	C	-1.86	0.40	ALB	Albemarle	A	2.45	0.40
2017-06-01	SSE	Sse	D	-2.85	0.10	CSX	Csx	A	2.41	0.10
2017-06-01	ESRX	Express Scripts	D	-2.86	0.50	INCY	Incyte	A	2.34	0.50
2017-06-01	FD	Macy's	D	-2.91	0.10					
2017-06-01	NKE	Nike	C	-1.85	0.10	STZ	Constellation Brands	A	2.38	0.10
2017-06-01	ENB	Enbridge	C	-1.85	0.80	ADSK	Autodesk	A	2.39	0.80
2017-06-01	PEY	Peyto Exploration & Development	D	-2.90	0.20	ADBE	Adobe Systems	A	2.39	0.20
2017-06-01	GILD	Gilead Sciences	D	-2.89	0.20	ISRG	Intuitive Surgical	A	2.31	0.20
2017-06-01	POT	Potash Corporation Of Saskatchewan	C	-1.86	0.30	FMC	Fmc	A	2.39	0.30
2017-06-01	XEC	Cimarex Energy	D	-2.88	0.20	OKE	Oneok	A	2.44	0.20
2017-06-01	LBTYA	Liberty Global	C	-1.86	0.20	AAL	American Airlines	A	2.32	0.20
2017-06-01	TGT	Target	D	-2.88	0.40	DRI	Darden Restaurants	A	2.28	0.40
2017-06-01	VZ	Verizon Communications	D	-2.86	0.30	LVLTL	Level 3 Communications	A	2.23	0.30
2017-06-01	RDSB	Royal Dutch Shell	C	-1.85	0.40	STX	Seagate Technology	A	2.38	0.40
2017-06-01	LYB	Lyondellbasell Industries	C	-1.86	0.30	FCX	Freeport-mcmoran	A	2.51	0.30
2017-07-03	HES	Hess	D	-2.88	0.10	WMB	Williams Companies	A	2.46	0.10
2017-07-03	COF	Capital One Financial	C	-1.86	1.30	CMA	Comerica	A	2.40	1.30
2017-07-03	SPG	Simon Property	D	-2.88	1.10	ZION	Zions Bancorp	A	2.37	1.10
2017-07-03	GE	General Electric	D	-2.86	1.30	MTD	Mettler Toledo International	A	2.44	1.30
2017-07-03	HAL	Halliburton	C	-1.87	0.50	MPC	Marathon Petroleum	A	2.25	0.50
2017-07-03	HP	Helmerich & Payne	D	-2.89	0.30	TSO	Tesoro	A	2.19	0.30

Date	Ticker	Name	R	SM	W (%)	Ticker	Name	R	SM	W (%)
2017-07-03	IBM	IBM	D	-2.86	0.30	NVDA	Nvidia	A	3.00	0.30
2017-07-03	MUR	Murphy Oil	D	-2.87	0.10	COG	Cabot Oil & Gas	A	2.19	0.10
2017-07-03	NBL	Noble Energy	D	-2.88	0.20	PSX	Phillips 66	A	2.18	0.20
2017-07-03	COP	Conocophillips	C	-1.86	0.50	MU	Micron Technology	A	2.51	0.50
2017-07-03	PFE	Pfizer	C	-1.84	0.20	ALGN	Align Technology	A	2.42	0.20
2017-07-03	SLB	Schlumberger	D	-2.87	1.50	AMAT	Applied Materials	A	2.48	1.50
2017-07-03	SWN	Southwestern Energy	D	-2.93	0.10					
2017-07-03	CF	Cf Industries	C	-1.87	0.10	FCX	Freeport-mcmoran	A	2.54	0.10
2017-07-03	WAG	Walgreens Boots Alliance	C	-1.85	0.50	BBY	Best Buy	A	2.34	0.50
2017-07-03	WFC	Wells Fargo	C	-1.84	1.60	LNC	Lincoln National	A	2.37	1.60
2017-07-03	PACW	PacWest Bancorp	C	-1.86	0.10	BAC	Bank Of America	A	2.37	0.10
2017-07-03	EOG	Eog Resources	C	-1.86	0.40	OKE	Oneok	A	2.46	0.40
2017-07-03	SSE	Sse	D	-2.85	0.00	ADBE	Adobe Systems	A	2.38	0.00
2017-07-03	ESRX	Express Scripts	D	-2.85	0.60	IDXX	Idexx Laboratories	A	2.39	0.60
2017-07-03	FP	Total	C	-1.85	0.10	LRCX	Lam Research	A	2.38	0.10
2017-07-03	FD	Macy's	D	-2.91	0.10					
2017-07-03	ENB	Enbridge	C	-1.85	1.00	FMC	Fmc	A	2.37	1.00
2017-07-03	QCOM	Qualcomm	C	-1.87	0.20	AMD	Advanced Micro Devices	A	3.00	0.20
2017-07-03	PEY	Peyto Exploration & Development Potash	D	-2.90	0.20					
2017-07-03	POT	Corporation Of Saskatchewan	C	-1.87	0.30	WRK	Westrock	A	2.36	0.30
2017-07-03	XEC	Cimarex Energy	D	-2.89	0.10	CSX	Csx	A	2.41	0.10
2017-07-03	VIAB	Viacom	D	-2.88	0.20	AAL	American Airlines	A	2.33	0.20
2017-07-03	RIO	Rio Tinto	C	-1.85	0.30	AVY	Avery Dennison	A	2.35	0.30
2017-07-03	FLT	Fleetcor Technologies	D	-2.86	0.10	URI	United Rentals	A	2.44	0.10
2017-07-03	TGT	Target	D	-2.89	0.30	UAL	United Continental	A	2.33	0.30
2017-07-03	VZ	Verizon Communications	D	-2.86	0.40	LVLTL	Level 3 Communications	A	2.22	0.40
2017-07-03	CVX	Chevron	C	-1.85	0.60	STZ	Constellation Brands	A	2.39	0.60
2017-07-03	RDSB	Royal Dutch Shell	C	-1.85	0.40	AVGO	Broadcom	A	2.35	0.40
2017-07-03	RDSA	Royal Dutch Shell Lyondellbasell	C	-1.85	0.00	MS	Morgan Stanley	A	2.35	0.00
2017-07-03	LYB	Industries	C	-1.85	0.30	ALB	Albemarle	A	2.42	0.30
2017-08-01	HES	Hess	D	-2.89	0.10	WMB	Williams Companies	A	2.47	0.10
2017-08-01	SPG	Simon Property	D	-2.88	1.10	LNC	Lincoln National	A	2.40	1.10
2017-08-01	GE	General Electric	D	-2.87	1.10	URI	United Rentals	A	2.45	1.10
2017-08-01	HAL	Halliburton	C	-1.88	0.50	MPC	Marathon Petroleum	A	2.27	0.50
2017-08-01	HP	Helmerich & Payne	D	-2.90	0.30					
2017-08-01	IBM	IBM	D	-2.87	0.30	NVDA	Nvidia	A	3.00	0.30
2017-08-01	MUR	Murphy Oil	D	-2.87	0.10	TSO	Tesoro	A	2.20	0.10
2017-08-01	NBL	Noble Energy	D	-2.89	0.10	PSX	Phillips 66	A	2.19	0.10
2017-08-01	COP	Conocophillips	C	-1.86	0.50	COG	Cabot Oil & Gas	A	2.19	0.50
2017-08-01	PFE	Pfizer	C	-1.84	0.20	ALGN	Align Technology	A	2.48	0.20
2017-08-01	SLB	Schlumberger	D	-2.87	1.50	VLO	Valero Energy	A	2.19	1.50
2017-08-01	SWN	Southwestern Energy	D	-2.94	0.10					
2017-08-01	WAG	Walgreens Boots Alliance	D	-2.84	0.50	BBY	Best Buy	A	2.34	0.50
2017-08-01	WFC	Wells Fargo	C	-1.85	1.50	CMA	Comerica	A	2.39	1.50
2017-08-01	PACW	PacWest Bancorp	C	-1.86	0.10	ZION	Zions Bancorp	A	2.38	0.10
2017-08-01	EOG	Eog Resources	C	-1.85	0.40	EQT	Eqt	B	1.21	0.40
2017-08-01	SSE	Sse	D	-2.86	0.00	OKE	Oneok	A	2.50	0.00
2017-08-01	ESRX	Express Scripts	D	-2.86	0.60	IDXX	Idexx Laboratories	A	2.38	0.60
2017-08-01	FP	Total	C	-1.85	0.10	MU	Micron Technology	A	2.49	0.10
2017-08-01	FD	Macy's	D	-2.91	0.10					
2017-08-01	ENB	Enbridge	D	-2.85	1.00	ALB	Albemarle	A	2.47	1.00
2017-08-01	QCOM	Qualcomm	C	-1.87	0.10	AMD	Advanced Micro Devices	A	3.00	0.10
2017-08-01	PEY	Peyto Exploration & Development Potash	D	-2.91	0.20					
2017-08-01	POT	Corporation Of Saskatchewan	C	-1.86	0.30	LRCX	Lam Research	A	2.42	0.30
2017-08-01	XEC	Cimarex Energy	D	-2.89	0.10	AMAT	Applied Materials	A	2.51	0.10

Date	Ticker	Name	R	SM	W (%)	Ticker	Name	R	SM	W (%)
2017-08-01	VIAB	Viacom	D	-2.87	0.20	AAL	American Airlines	A	2.34	0.20
2017-08-01	COST	Costco Wholesale	C	-1.85	0.40	UAL	United Continental	A	2.30	0.40
2017-08-01	FLT	Fleetcor Technologies	D	-2.85	0.10	MTD	Mettler Toledo International	A	2.43	0.10
2017-08-01	TGT	Target	D	-2.88	0.30	MGM	Mgm Resorts International	A	2.30	0.30
2017-08-01	RDSB	Royal Dutch Shell	C	-1.85	0.40	NRG	Nrg Energy	A	2.41	0.40
2017-08-01	RDSA	Royal Dutch Shell	C	-1.85	0.00	PKG	Packaging Corp Of America	A	2.41	0.00
2017-08-01	LYB	Lyondellbasell Industries	C	-1.85	0.30	FCX	Freeport-mcmoran	A	2.65	0.30
2017-08-01	CNQ	Canadian Natural Resources	D	-2.86	0.20	ADBE	Adobe Systems	A	2.40	0.20
2017-08-01	BHGE	Baker Hughes, A Ge	D	-2.91	0.30					
2017-09-01	ADI	Analog Devices	C	-1.84	0.50	NVDA	Nvidia	A	3.00	0.50
2017-09-01	HES	Hess	D	-2.90	0.10	WMB	Williams Companies	A	2.45	0.10
2017-09-01	BATS	British American Tobacco	C	-1.86	1.30	OKE	Oneok	A	2.48	1.30
2017-09-01	SHBA	Svenska Handelsbanken	C	-1.85	0.20	ALB	Albemarle	A	2.47	0.20
2017-09-01	EMR	Emerson Electric	C	-1.85	0.40	URI	United Rentals	A	2.46	0.40
2017-09-01	SPG	Simon Property	D	-2.88	1.10	LNC	Lincoln National	A	2.37	1.10
2017-09-01	GE	General Electric	D	-2.87	1.10	MTD	Mettler Toledo International	A	2.45	1.10
2017-09-01	HAL	Halliburton	D	-2.89	0.40	MPC	Marathon Petroleum	A	2.25	0.40
2017-09-01	HP	Helmerich & Payne	D	-2.91	0.20					
2017-09-01	IBM	IBM	D	-2.87	0.30	AMD	Advanced Micro Devices	A	3.00	0.30
2017-09-01	MO	Altria	C	-1.86	0.80	STZ	Constellation Brands	A	2.41	0.80
2017-09-01	MUR	Murphy Oil	D	-2.89	0.10	EQT	Eq	A	2.21	0.10
2017-09-01	NBL	Noble Energy	D	-2.90	0.10					
2017-09-01	NWL	Newell Brands	C	-1.85	0.50	EA	Electronic Arts	A	2.32	0.50
2017-09-01	COP	Conocophillips	C	-1.86	0.50	TSO	Tesoro	A	2.21	0.50
2017-09-01	CB	Chubb	C	-1.84	0.40	CMA	Comerica	A	2.37	0.40
2017-09-01	SLB	Schlumberger	D	-2.88	1.40	COG	Cabot Oil & Gas	A	2.20	1.40
2017-09-01	SWN	Southwestern Energy	D	-2.94	0.10					
2017-09-01	WAG	Walgreens Boots Alliance	D	-2.84	0.50	BBY	Best Buy	A	2.31	0.50
2017-09-01	WFC	Wells Fargo	C	-1.86	1.50	ZION	Zions Bancorp	A	2.37	1.50
2017-09-01	PACW	PacWest Bancorp	C	-1.87	0.10	BAC	Bank Of America	A	2.36	0.10
2017-09-01	WY	Weyerhaeuser	C	-1.85	0.40	EQIX	Equinix Inc	A	2.36	0.40
2017-09-01	EOG	Eog Resources	D	-2.87	0.40	VLO	Valero Energy	A	2.19	0.40
2017-09-01	SSE	Sse	D	-2.85	0.00	LRCX	Lam Research	A	2.45	0.00
2017-09-01	BP.	Bp	D	-2.86	0.70	FMC	Fmc	A	2.44	0.70
2017-09-01	INTC	Intel	D	-2.84	1.20	MU	Micron Technology	A	2.57	1.20
2017-09-01	ESRX	Express Scripts	D	-2.86	0.60	ALGN	Align Technology	A	2.50	0.60
2017-09-01	FP	Total	C	-1.85	0.10	ADBE	Adobe Systems	A	2.42	0.10
2017-09-01	FD	Macy's	D	-2.92	0.10					
2017-09-01	ENB	Enbridge	D	-2.86	1.00	NRG	Nrg Energy	A	2.42	1.00
2017-09-01	QCOM	Qualcomm	D	-2.88	0.10	AMAT	Applied Materials	A	2.52	0.10
2017-09-01	PEY	Peyto Exploration & Development	D	-2.91	0.20					
2017-09-01	POT	Corporation Of Saskatchewan	C	-1.86	0.30	ADSK	Autodesk	A	2.40	0.30
2017-09-01	XEC	Cimarex Energy	D	-2.88	0.10	PSX	Phillips 66	A	2.19	0.10
2017-09-01	VIAB	Viacom	D	-2.90	0.20	MGM	Mgm Resorts International	A	2.31	0.20
2017-09-01	COST	Costco Wholesale	C	-1.86	0.40	AAL	American Airlines	A	2.30	0.40
2017-09-01	FLT	Fleetcor Technologies	D	-2.86	0.10	PKG	Packaging Corp Of America	A	2.42	0.10
2017-09-01	RDSB	Royal Dutch Shell	C	-1.85	0.40	AVGO	Broadcom	A	2.39	0.40
2017-09-01	RDSA	Royal Dutch Shell	C	-1.85	0.00	IDXX	Idexx Laboratories	A	2.38	0.00
2017-09-01	CXO	Concho Resources	D	-2.87	0.40	FCX	Freeport-mcmoran	A	2.67	0.40
2017-09-01	CNQ	Canadian Natural Resources	D	-2.86	0.20	AVY	Avery Dennison	A	2.38	0.20
2017-09-01	KHC	The Kraft Heinz	D	-2.86	0.50	BWA	Borgwarner	A	2.28	0.50
2017-09-01	BHGE	Baker Hughes, A Ge	D	-2.91	0.30					

Date	Ticker	Name	R	SM	W (%)	Ticker	Name	R	SM	W (%)
2017-10-02	BATS	British American Tobacco	C	-1.86	1.80	MU	Micron Technology	A	2.70	1.80
2017-10-02	SPG	Simon Property	D	-2.88	1.10	CMA	Comerica	A	2.41	1.10
2017-10-02	GE	General Electric	D	-2.87	1.10	URI	United Rentals	A	2.54	1.10
2017-10-02	HP	Helmerich & Payne	D	-2.90	0.10	WMB	Williams Companies	A	2.45	0.10
2017-10-02	IBM	IBM	D	-2.87	0.30	NVDA	Nvidia	A	3.00	0.30
2017-10-02	KEY	Keyera	D	-2.84	0.30	FCX	Freeport-mcmoran	A	2.64	0.30
2017-10-02	MO	Altria	C	-1.87	0.70	STZ	Constellation Brands	A	2.40	0.70
2017-10-02	NBL	Noble Energy	D	-2.89	0.10	MPC	Marathon Petroleum	A	2.26	0.10
2017-10-02	NWL	Newell Brands	D	-2.87	0.50	EA	Electronic Arts	A	2.32	0.50
2017-10-02	SLB	Schlumberger	D	-2.87	0.80	EQT	Eqt	A	2.21	0.80
2017-10-02	SWN	Southwestern Energy	D	-2.93	0.10					
2017-10-02	TYC	Tyco International	D	-2.85	0.40	MTD	Mettler Toledo International	A	2.47	0.40
2017-10-02	WAG	Walgreens Boots Alliance	D	-2.85	0.40	BBY	Best Buy	A	2.33	0.40
2017-10-02	WFC	Wells Fargo	C	-1.85	2.10	LNC	Lincoln National	A	2.40	2.10
2017-10-02	SSE	Sse	D	-2.85	0.00	AMAT	Applied Materials	A	2.60	0.00
2017-10-02	ESRX	Express Scripts	D	-2.85	0.40	ALGN	Align Technology	A	2.53	0.40
2017-10-02	ENB	Enbridge	D	-2.85	1.10	ALB	Albemarle	A	2.54	1.10
2017-10-02	QCOM	Qualcomm	D	-2.88	0.20	AMD	Advanced Micro Devices	A	3.00	0.20
2017-10-02	PEY	Peyto Exploration & Development	D	-2.91	0.20					
2017-10-02	VIAB	Viacom	D	-2.90	0.20	AAL	American Airlines	A	2.31	0.20
2017-10-02	COST	Costco Wholesale	C	-1.85	0.20	KMX	Carmax	A	2.30	0.40
2017-10-02	ULTA	Ulta Beauty	D	-2.88	0.40	LRCX	Lam Research	A	2.50	0.20
2017-10-02	CNQ	Canadian Natural Resources	D	-2.85	0.20	BWA	Borgwarner	A	2.31	0.50
2017-10-02	KHC	The Kraft Heinz	D	-2.87	0.50					
2017-10-02	BHGE	Baker Hughes, A Ge	D	-2.91	0.20					
2017-11-01	CM-CSA	Comcast	C	-1.86	2.10	MAR	Marriott International	A	2.33	2.10
2017-11-01	BATS	British American Tobacco	C	-1.86	1.80	MU	Micron Technology	A	2.77	1.80
2017-11-01	SHBA	Svenska Handelsbanken	D	-2.84	0.20	AMAT	Applied Materials	A	2.65	0.20
2017-11-01	DIS	Walt Disney	D	-2.86	0.40	BBY	Best Buy	A	2.32	0.40
2017-11-01	SPG	Simon Property	D	-2.88	1.10	CMA	Comerica	A	2.42	1.10
2017-11-01	GE	General Electric	D	-2.90	0.90	URI	United Rentals	A	2.55	0.90
2017-11-01	HP	Helmerich & Payne	D	-2.89	0.20	MPC	Marathon Petroleum	A	2.29	0.20
2017-11-01	IBM	IBM	D	-2.86	0.30	NVDA	Nvidia	A	3.00	0.30
2017-11-01	KEY	Keyera	D	-2.84	0.20	FCX	Freeport-mcmoran	A	2.64	0.20
2017-11-01	MO	Altria	D	-2.86	0.70	STZ	Constellation Brands	A	2.44	0.70
2017-11-01	NBL	Noble Energy	D	-2.89	0.10	TSO	Tesoro	A	2.22	0.10
2017-11-01	NWL	Newell Brands	D	-2.88	0.50	PHM	Pultegroup	A	2.33	0.50
2017-11-01	SLB	Schlumberger	D	-2.88	0.70	VLO	Valero Energy	A	2.22	0.70
2017-11-01	SWN	Southwestern Energy	D	-2.94	0.10					
2017-11-01	WAG	Walgreens Boots Alliance	D	-2.86	0.30	AAL	American Airlines	A	2.32	0.30
2017-11-01	SSE	Sse	D	-2.86	0.00	ALB	Albemarle	A	2.57	0.00
2017-11-01	ESRX	Express Scripts	D	-2.86	0.40	ALGN	Align Technology	A	2.67	0.40
2017-11-01	CBS	Cbs	D	-2.87	0.10	KMX	Carmax	A	2.29	0.10
2017-11-01	ENB	Enbridge	D	-2.86	1.00	LRCX	Lam Research	A	2.55	1.00
2017-11-01	QCOM	Qualcomm	D	-2.87	0.20	AMD	Advanced Micro Devices	A	3.00	0.20
2017-11-01	PEY	Peyto Exploration & Development	D	-2.92	0.20					
2017-11-01	SBUX	Starbucks	D	-2.86	0.30	WYNN	Wynn Resorts	A	2.29	0.30
2017-11-01	VIAB	Viacom	D	-2.91	0.10					
2017-11-01	COST	Costco Wholesale	C	-1.85	0.20	MGM	Mgm Resorts International	A	2.28	0.20
2017-11-01	PM	Philip Morris International	C	-1.86	2.30	BWA	Borgwarner	A	2.32	2.30
2017-11-01	ULTA	Ulta Beauty	D	-2.89	0.30	WYN	Wyndham Worldwide	A	2.28	0.30
2017-11-01	KHC	The Kraft Heinz	D	-2.87	0.50	EA	Electronic Arts	A	2.31	0.50

Date	Ticker	Name	R	SM	W (%)	Ticker	Name	R	SM	W (%)
2017-11-01	BHGE	Baker Hughes, A Ge	D	-2.92	0.20					
2017-12-01	BNP	Bnp Paribas	C	-1.85	0.70	AMD	Advanced Micro Devices	A	3.00	0.70
2017-12-01	CM-CSA	Comcast	C	-1.85	2.30	MAR	Marriott International	A	2.35	2.30
2017-12-01	BATS	British American Tobacco	C	-1.86	1.80	MU	Micron Technology	A	2.73	1.80
2017-12-01	SHBA	Svenska Handelsbanken	D	-2.85	0.20	FCX	Freeport-mcmoran	A	2.63	0.20
2017-12-01	DIS	Walt Disney	D	-2.85	0.40	BBY	Best Buy	A	2.34	0.40
2017-12-01	SPG	Simon Property	D	-2.88	1.10	CMA	Comerica	A	2.45	1.10
2017-12-01	GE	General Electric	D	-2.91	0.80					
2017-12-01	IBM	IBM	D	-2.86	0.30	NVDA	Nvidia	A	3.00	0.30
2017-12-01	KEY	Keyera	D	-2.85	0.20	AMAT	Applied Materials	A	2.60	0.20
2017-12-01	MO	Altria	D	-2.85	0.80	STZ	Constellation Brands	A	2.44	0.80
2017-12-01	MRK	Merck & Co	D	-2.86	0.60	ALGN	Align Technology	A	2.72	0.60
2017-12-01	NBL	Noble Energy	D	-2.89	0.10	MPC	Marathon Petroleum	A	2.30	0.10
2017-12-01	NWL	Newell Brands	D	-2.90	0.30					
2017-12-01	SLB	Schlumberger	D	-2.88	0.70	MRO	Marathon Oil	A	2.23	0.70
2017-12-01	SWN	Southwestern Energy	D	-2.93	0.10					
2017-12-01	TYC	Tyco International	D	-2.85	0.30	URI	United Rentals	A	2.60	0.30
2017-12-01	WAG	Walgreens Boots Alliance	D	-2.86	0.40	AAL	American Airlines	A	2.32	0.40
2017-12-01	SSE	Sse	D	-2.86	0.00	ALB	Albemarle	A	2.53	0.00
2017-12-01	ESRX	Express Scripts	D	-2.85	0.40	ISRG	Intuitive Surgical	A	2.40	0.40
2017-12-01	CBS	Cbs	D	-2.86	0.10	MGM	Mgm Resorts International	A	2.31	0.10
2017-12-01	ENB	Enbridge	D	-2.86	0.90	LRCX	Lam Research	A	2.51	0.90
2017-12-01	PEY	Peyto Exploration & Development	D	-2.93	0.20					
2017-12-01	SBUX	Starbucks	D	-2.85	0.30	WYNN	Wynn Resorts	A	2.31	0.30
2017-12-01	VIAB	Viacom	D	-2.90	0.20	YUM	Yum Brands	A	2.31	0.20
2017-12-01	PM	Philip Morris International	C	-1.86	2.30	PHM	Pultegroup	A	2.37	2.30
2017-12-01	ULTA	Ulta Beauty	D	-2.89	0.30	WYN	Wyndham Worldwide	A	2.29	0.30
2017-12-01	CHTR	Charter Communications	C	-1.86	1.20	TIF	Tiffany	A	2.28	1.20
2017-12-01	KHC	The Kraft Heinz	D	-2.86	0.50	BWA	Borgwarner	A	2.33	0.50
2017-12-01	CCE	Coca-cola European Partners	C	-1.85	0.20	MHK	Mohawk Industries	A	2.31	0.20
2017-12-01	BHGE	Baker Hughes, A Ge	D	-2.92	0.20					
2018-01-01	BNP	Bnp Paribas	C	-1.85	0.70	NVDA	Nvidia	A	3.00	0.70
2018-01-01	GLE	Societe Generale	D	-2.86	0.10	FCX	Freeport-mcmoran	A	2.84	0.10
2018-01-01	BA.	Bae Systems	D	-2.86	0.20	MU	Micron Technology	A	2.72	0.20
2018-01-01	CM-CSA	Comcast	C	-1.84	2.30	BBY	Best Buy	A	2.39	2.30
2018-01-01	BATS	British American Tobacco	C	-1.85	2.00	ALB	Albemarle	A	2.51	2.00
2018-01-01	SHBA	Svenska Handelsbanken	D	-2.85	0.20	LRCX	Lam Research	A	2.50	0.20
2018-01-01	GE	General Electric	D	-2.91	0.40					
2018-01-01	KEY	Keyera	D	-2.85	0.20	NRG	Nrg Energy	A	2.48	0.20
2018-01-01	MRK	Merck & Co	D	-2.86	0.60	ALGN	Align Technology	A	2.63	0.60
2018-01-01	NBL	Noble Energy	D	-2.88	0.10	MPC	Marathon Petroleum	A	2.31	0.10
2018-01-01	NWL	Newell Brands	D	-2.91	0.40					
2018-01-01	SLB	Schlumberger	D	-2.87	0.10	MRO	Marathon Oil	A	2.26	0.10
2018-01-01	SWN	Southwestern Energy	D	-2.94	0.10					
2018-01-01	TYC	Tyco International	D	-2.85	0.30	URI	United Rentals	A	2.66	0.30
2018-01-01	WAG	Walgreens Boots Alliance	D	-2.85	0.40	MAR	Marriott International	A	2.37	0.40
2018-01-01	SSE	Sse	D	-2.86	0.00	ADBE	Adobe Systems	A	2.48	0.00
2018-01-01	CBS	Cbs	D	-2.86	0.20	AAL	American Airlines	A	2.34	0.20
2018-01-01	ENB	Enbridge	D	-2.86	1.00	FMC	Fmc	A	2.48	1.00
2018-01-01	SPK	Spark New Zealand	C	-1.85	0.10	OKE	Oneok	A	2.47	0.10
2018-01-01	PEY	Peyto Exploration & Development	D	-2.94	0.10					

Date	Ticker	Name	R	SM	W (%)	Ticker	Name	R	SM	W (%)
2018-01-01	PM	Philip Morris International	C	-1.86	1.90	STZ	Constellation Brands	A	2.46	1.90
2018-01-01	ULTA	Ulta Beauty	D	-2.88	0.40	WYNN	Wynn Resorts	A	2.32	0.40
2018-01-01	CHTR	Charter Communications	C	-1.86	1.20	MGM	Mgm Resorts International	A	2.31	1.20
2018-01-01	KHC	The Kraft Heinz	D	-2.87	0.50	PHM	Pultegroup	A	2.36	0.50
2018-01-01	CCE	Coca-cola European Partners	C	-1.85	0.10	KORS	Michael Kors	A	2.32	0.10
2018-01-01	BHGE	Baker Hughes, A Ge	D	-2.92	0.20					