



## American Funds New Economy Fund A (ANEFX) - Trend Capture Overlay

April 12, 2018

## Executive Summary

---

### Overview

Superior performance on a consistent basis comes from the ability to be in synchrony with major price trends. The ability to capture a large part of bull trends and to avoid most of the bear trends in individual stocks and sectors can dramatically impact returns across market cycles and deliver superior long term performance. The Trendrating solution is designed to improve this ability by providing intelligent analytics that can complement and enhance the investment decision process and produce tangible results.

We can demonstrate Trendrating's ability to materially influence portfolio performance through a historical overlay of its trend capture model on the actual holdings of a portfolio. Through this analysis we demonstrate that induction can seamlessly integrate into the existing workflow of an investment strategy and have a material impact on the performance of the investment strategy.

Trendrating's trend capture model has the unique ability to identify and score the prevailing price trend of a security with high accuracy. The ability to distinguish between securities based on their respective price trend should be of paramount importance to every portfolio no matter the type of its investment strategy. Every investment manager should infuse the decision making process with information that facilitates the selection of securities whose prices are trending, rather than ones whose price trends are disconnected from their fundamentals.

### Trendrating Model

The Trendrating model assigns each security a directional rating; uptrends (**A** or **B**) and downtrends (**C** or **D**). A continuous absolute rating scale, **Smart Momentum (SM)**, is constructed to facilitate relative ranking of a universe of securities. The discrete rating distinguishes between securities in uptrends and downtrends, whilst the continuous rating allows ranking within the same rating bucket. In tandem, the two rating frameworks facilitate a flexible and robust framework for security selection and portfolio construction.

### Analysis Framework

- Select holdings history for which constituent history is complete and for which there are very few missing periods in the history selected for the analysis
- The universe of stocks in the benchmark associated with the investment fund is used as a buy universe from which to find alternative securities. In absence of a named benchmark, an appropriate buy universe is assigned for the analysis
- In each rebalancing period in the holdings history of the portfolio:
  - Identify all **C** & **D** rated securities
  - Amongst the **C** & **D** rated securities, identify stocks with extreme negative SM scores<sup>1</sup> whilst in a negative price trend, are quite susceptible to sharp upward price swings during and post market shocks. Good risk management practice advocates a robust mechanism for identifying outliers and then implementing a framework of insulating the investment portfolio from their erratic behaviour. In this analysis, we do not alter positions with extreme SM scores
  - Reallocate weight of **C** & **D** rated securities into an **A** or **B** rated security with the highest SM score in the same region/country, industry/sector, and currency<sup>2</sup>
- Returns for the Fund, Trend Capture Portfolio<sup>3</sup>, and Benchmark are price returns calculated from the individual constituent level for each of the three portfolios

---

<sup>1</sup>Our empirical research shows that an SM scores of -2.90 is a valid extreme threshold value

<sup>2</sup>User determined parameters that are relaxed in hierarchal order if no optimal match is found

<sup>3</sup>The portfolio generated as a result of the trend capture overlay on the holdings of the investment fund

## Report Description

- Trend Overlay Summary Data
  - Key info: Provides information on analysis history, fund benchmark, and the analysis rebalancing frequency
  - The two bar charts respectively compare the annual return and annual volatility of the original fund and of the trend capture portfolio
  - The line chart captures the cumulative return of the fund, of the trend capture portfolio, and of the benchmark if applicable
  - Summary Metrics: This table provides key performance and risk metrics of the original fund and of the trend capture portfolio
- Risk-Return Profile
  - Comparative Analysis
    - Annualised Excess Return analysis: The comparisons of the excess return of the trend capture portfolio vs the fund, and if applicable, of the fund vs the benchmark and of the trend capture portfolio vs the benchmark
    - Annualised Tracking Error analysis: The tracking error between the trend capture fund and the original fund captures the magnitude of the differences between the overlay portfolio and the original portfolio. It should be different enough without departing from the original investment strategy. The comparisons of the tracking errors versus the benchmark, if applicable, validates the fact that the overlay strategy does not change the investment mandate
  - Annual Tables
    - The first set of columns tabulate the year by year returns of the trend capture portfolio and its excess return over the original fund and its benchmark
    - The next set of columns present the volatility comparison where the key message is that the volatility of the trend capture portfolio should not differ materially from that of the original fund
    - The third set of results illustrates the reduction in drawdowns that can be achieved through the trend capture overlay. Reduction in downside risk during market declines is perhaps the most important benefit a model can provide
  - TCR Analysis
    - TCR (Trend Capture Rating) is a forward-looking risk metric of an aggregate<sup>4</sup> calculated from the constituent level weights and ratings from the Trendrating model
    - The trend capture overlay should raise the TCR of the original portfolio
    - Portfolios that maintain a higher TCR tend to outperform and periods with higher TCR tend to deliver superior returns
    - Trendrating's recommendation to clients is to endeavour to maintain a high TCR to improve consistency of portfolio returns
- Historical Portfolio Details
  - The top section provides information on the number of number and weight of the **C** & **D** rated constituents that have been switched on a chosen rebalance period<sup>5</sup>
  - Transaction Table: Tabulates all the matched trades performed in the latest rebalancing period and contains the Ticker, Name, Weight, Rating, and Smart Momentum score of each security traded in the given holding period
- Allocation
  - Regional allocation for the latest rebalance period
  - Sector allocation for the latest rebalance period
- Appendix
  - Contains the full history of trades performed in the analysis presented by rebalance period and identifies all trades securities and matched trades

---

<sup>4</sup>Portfolio, Index, Sector etc.

<sup>5</sup>The default is the latest rebalance period

## Trend Overlay Summary

### Key info

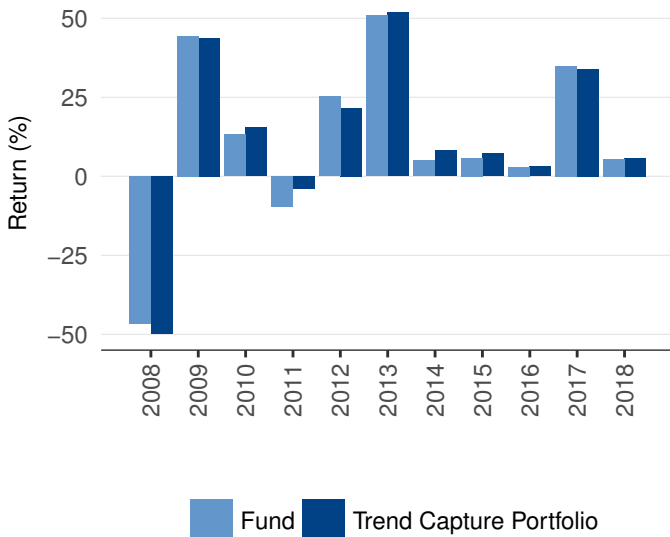
### Data Range

2008-01-01 to 2018-03-30

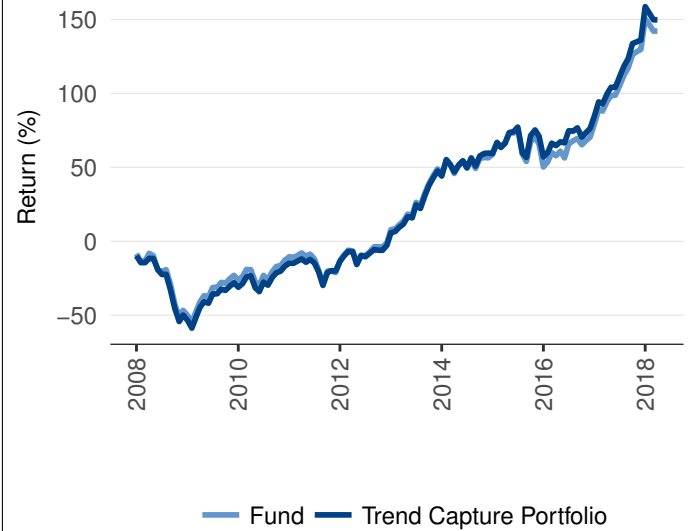
### Rebalancing

Monthly

### Return



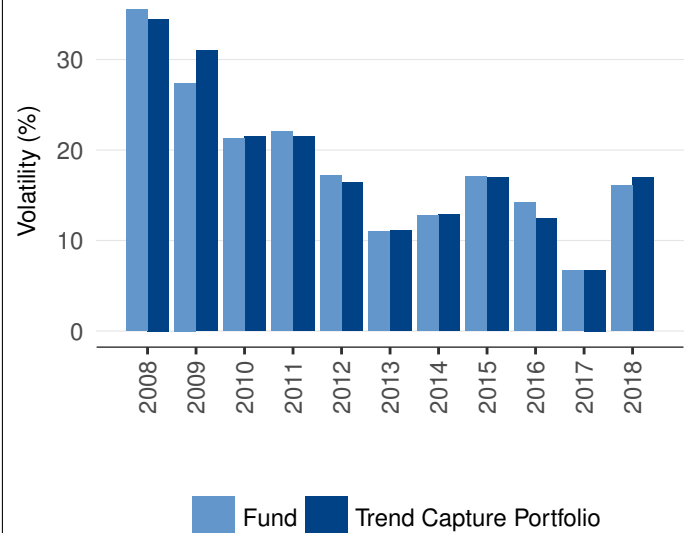
### Cumulative Return



### Summary Metrics

	Fund	TC Portfolio	Diff
<b>PERFORMANCE</b>			
Annualised (%)	9.03	10.03	1.00
Monthly Avg (%)	0.88	0.95	0.07
Hit Rate (%)	61.79	61.79	0.00
<b>RISK</b>			
Annualised volatility (%)	21.87	21.11	-0.76
Max Drawdown (%)	-54.83	-55.05	-0.22
Skewness	-0.61	-0.42	0.19
Kurtosis	1.26	1.22	-0.03
<b>KEY RATIOS</b>			
Infomation Ratio	0.41	0.47	0.06
Sortino Ratio	0.23	0.26	0.03
<b>WEIGHT SWITCHED</b>			
Monthly Avg (%)		5.24	

### Volatility



	Fund	TC Portfolio	Diff	Diff (%)
Cumulative Return (%)	142.47	166.25	23.79	16.70
Avg Drawdown (%)	-7.52	-8.66	-1.13	-15.05
Avg TCR	B	A-		

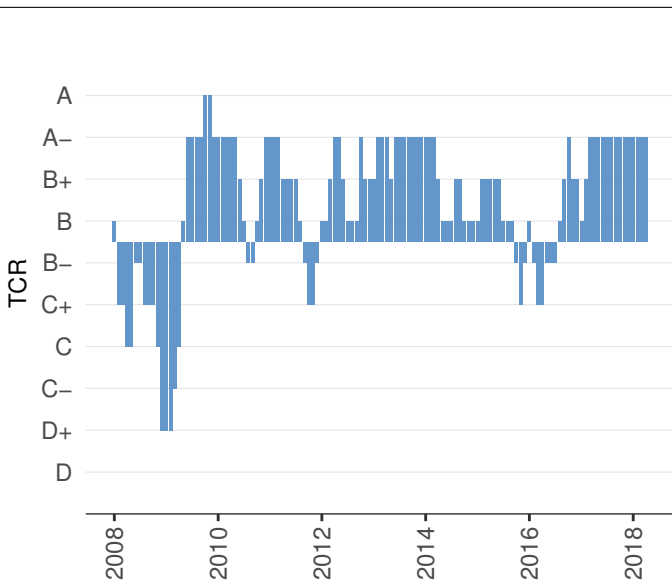
## Risk-Return Profile

### Comparative Analysis

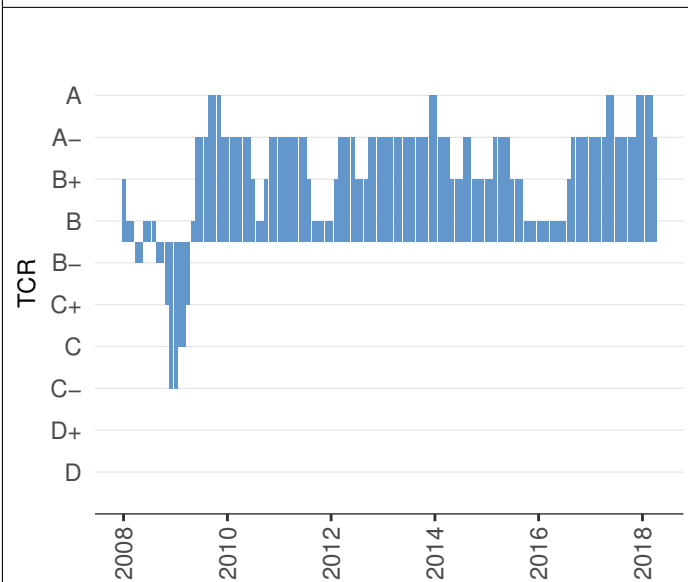
	Fund	Fund
Annualised Excess Return (%)		Annualised Tracking Error (%)
Trend Capture Portfolio	0.76	Trend Capture Portfolio
		3.09

Year	Return (%) TC Port	Excess over Fund	Volatility (%) TC Port	Excess over Fund	Max Drawdown (%) TC Port	Excess over Fund
2018	5.79	0.38	16.95	0.86	-3.45	-0.10
2017	33.97	-0.90	6.74	0.10	-0.73	-0.13
2016	3.07	0.18	12.45	-1.80	-8.17	1.07
2015	7.15	1.30	17.00	-0.13	-11.58	1.12
2014	8.15	3.15	12.86	0.13	-5.35	0.39
2013	51.83	0.99	11.15	0.12	-1.99	-0.33
2012	21.67	-3.62	16.42	-0.77	-9.54	0.19
2011	-3.88	5.67	21.49	-0.60	-20.41	2.41
2010	15.46	2.21	21.52	0.25	-14.04	-0.52
2009	43.70	-0.76	30.95	3.55	-17.68	-2.44
2008	-49.91	-3.18	34.47	-1.06	-54.28	-2.91

### Fund TCR



### Trend Capture Portfolio TCR



## Historical Portfolio Details

Holding period: 2018-03-01 to 2018-03-29

	Fund	TC Port
Number of holdings	140	140
Number of C & D rated holdings - switched	17	-
Weight of C & D rated holdings - switched (%)	6.9	-

## Transaction table

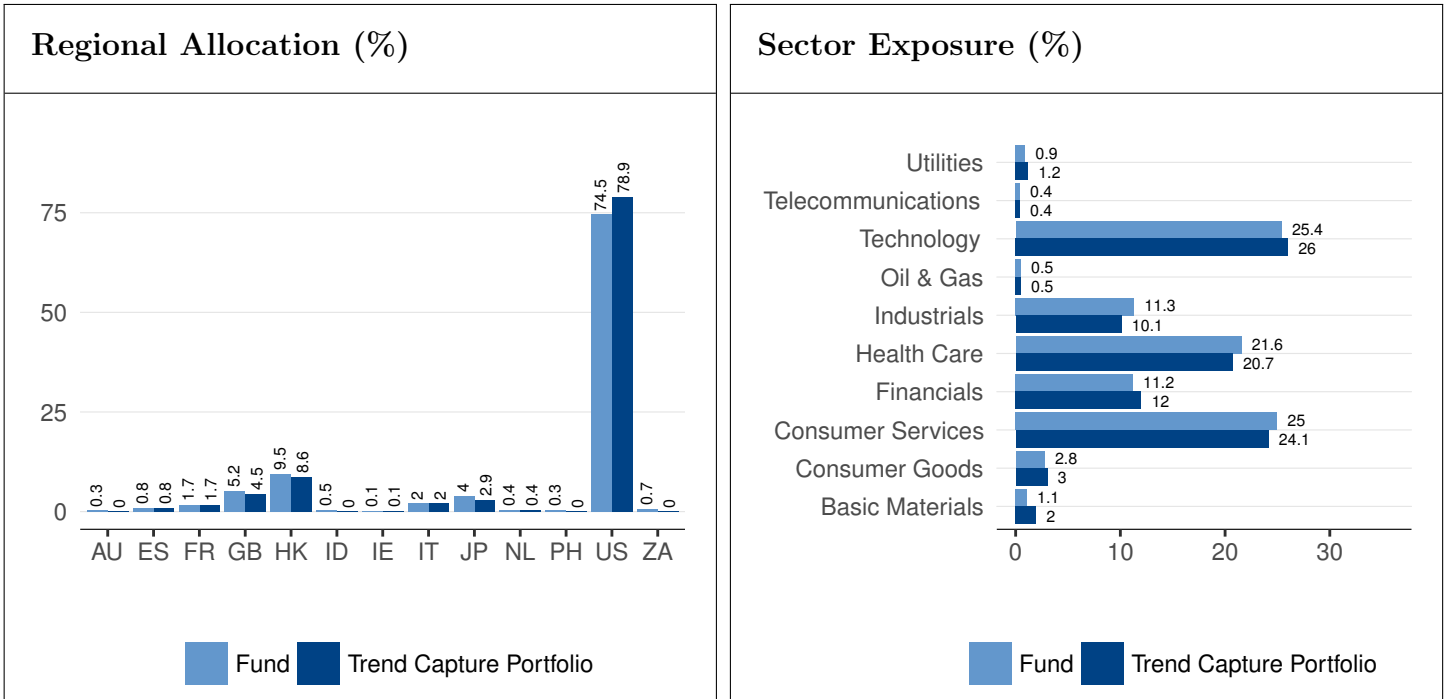
The table shows the fund portfolio C & D rated positions at the beginning of the holding period. These positions have been switched with A and B rated stocks near by mkt cap, market and sector in respect to the original fund positions.

### Switched positions

Ticker	Name	R	SM	W (%)	C (%)	Ticker	Name	R	SM	W (%)	C (%)
AIG	American International	D	-2.85	0.65	-0.02	CMA	Comerica	A	2.52	0.65	-0.01
SHP	Shire	D	-2.89	0.57	0.06	ATVI	Activision Blizzard	A	3.00	0.57	-0.04
6988	Nitto Denko	C	-1.87	0.44	-0.04	FCX	Freeport-mcmoran	A	2.83	0.44	-0.02
JGS	Jg Summit	C	-1.87	0.29	-0.02	URI	United Rentals	A	2.67	0.29	-0.00
6981	Murata Manufacturing	D	-2.86	0.51	-0.01	BA	Boeing	A	2.54	0.51	-0.03
JDSU	JDS Uniphase Corporation	D	-2.86	0.24	0.00	NVDA	Nvidia	A	3.00	0.24	-0.00
BAB	Babcock International	D	-2.89	0.11	0.00	FB	Facebook	A	2.52	0.11	-0.01
AKRA	Akr Corporindo	D	-2.87	0.50	-0.04	LRCX	Lam Research	A	2.51	0.50	0.03
MSB	Mesoblast	D	-2.85	0.27	-0.06	OKE	Oneok	A	2.50	0.27	0.00
NPN	Naspers	C	-1.87	0.71	-0.09	BAC	Bank Of America	A	2.47	0.71	-0.03
2018	Aac Technologies	C	-1.86	0.89	-0.07	AVY	Avery Dennison	A	2.46	0.89	-0.07
3349	Cosmos Pharmaceutical	D	-2.87	0.11	0.01	ZION	Zions Bancorp	A	2.46	0.11	-0.00
MESO	Mesoblast Adr	D	-2.90	0.01	-0.00	ALGN	Align Technology	A	2.70	0.01	0.00
IPHI	Inphi	D	-2.89	0.27	0.02	ADBE	Adobe Systems	A	2.56	0.27	0.01
RARE	Ultragenyx Pharmaceutical	D	-2.86	0.34	0.02	IDXX	Idexx Laboratories	A	2.45	0.34	0.02
NLSN	Nielsen	D	-2.88	0.51	-0.01	BBY	Best Buy	A	2.43	0.51	-0.04
CBPO	China Biologic Products	D	-2.90	0.47	0.05	ISRG	Intuitive Surgical	A	2.41	0.47	0.00

R - Rating, SM - Smart Momentum, W - Weight, C - Contribution to Return

## Allocation



## Appendix

### Switched positions (Fund vs Trend Capture Portfolio)

Date	Ticker	Name	R	SM	W (%)	Ticker	Name	R	SM	W (%)
2008-01-01	AIG	American International	D	-2.86	2.70	L	Loews	A	2.45	2.70
2008-01-01	AMD	Advanced Micro Devices	D	-2.91	0.10					
2008-01-01	STCBV	Stockmann	D	-2.86	0.30	NBL	Noble Energy	A	2.81	0.30
2008-01-01	AMGN	Amgen	D	-2.87	0.20	GILD	Gilead Sciences	A	2.49	0.20
2008-01-01	CS	Axa	D	-2.87	0.20	MON	Monsanto	A	2.65	0.20
2008-01-01	GLE	Societe Generale	D	-2.90	0.70	GT	Goodyear Tire & Rubber	A	2.48	0.70
2008-01-01	BAC	Bank Of America	D	-2.87	0.60	JNS	Janus Capital	A	2.39	0.60
2008-01-01	UCB	Ucb	D	-2.89	0.30	NOV	National Oilwell Varco	A	2.41	0.30
2008-01-01	DXNS	Dixons Retail	D	-2.93	0.10					
2008-01-01	2308	Delta Electronics	C	-1.86	1.30	CNX	Consol Energy	A	2.41	1.30
2008-01-01	CCL	Carnival	D	-2.86	0.70	GME	Gamestop Corp New	A	2.56	0.70
2008-01-01	CM-CSA	Comcast	D	-2.90	0.60	EXPE	Expedia	A	2.40	0.60
2008-01-01	COF	Capital One Financial	D	-2.90	0.60					
2008-01-01	2325	Siliconware Precision Industries	C	-1.87	0.40	AYE	Allegheny Energy	A	2.40	0.40
2008-01-01	SYMC	Symantec	D	-2.87	1.10	JNPR	Juniper Networks	A	2.45	1.10
2008-01-01	DIS	Walt Disney	D	-2.85	0.60	APOL	Apollo Educat Grp	A	2.35	0.60
2008-01-01	MCHP	Microchip Technology	D	-2.88	0.20	BMC	BMC Software	A	2.41	0.20
2008-01-01	4519	Chugai Pharmaceutical	D	-2.92	0.30					
2008-01-01	FRX	Forest Laboratories	D	-2.89	0.50	ESRX	Express Scripts Holding	A	2.41	0.50
2008-01-01	WMH	William Hill	D	-2.87	0.60	HES	Hess	A	2.38	0.60
2008-01-01	TSCO	Tractor Supply	D	-2.89	0.30	MCD	Mcdonald's	A	2.31	0.30
2008-01-01	EBS	Erste Group Bank	D	-2.87	0.60	CMI	Cummins	A	2.37	0.60
2008-01-01	UCG	Unicredit	D	-2.88	1.00	MO	Altria	A	2.36	1.00
2008-01-01	LOW	Lowe's Companies	D	-2.89	1.10	YUM	Yum Brands	A	2.26	1.10
2008-01-01	ROG	Roche	D	-2.85	1.10	RRC	Range Resources	A	2.34	1.10
2008-01-01	MDT	Medtronic	D	-2.86	0.40	TMO	Thermo Fisher Scientific	A	2.40	0.40
2008-01-01	MNT	Mentor Corp	D	-2.86	0.10	MRK	Merck & Co	A	2.38	0.10
2008-01-01	MXIM	Maxim Integrated Products	D	-2.87	0.20	VRSN	Verisign	A	2.37	0.20
2008-01-01	PAYX	Paychex	D	-2.87	0.60	JEC	Jacobs Engineering	A	2.85	0.60
2008-01-01	HRX	Hypo Real Estate Holdings	D	-2.89	0.00	SII	Smith International	A	2.34	0.00
2008-01-01	HSBA	Hsbc	D	-2.85	0.10	PEP	Pepsico	A	2.34	0.10
2008-01-01	RHI	Robert Half International	D	-2.88	0.30	GD	General Dynamics	A	2.57	0.30
2008-01-01	TDS	Telephone And Data Systems	C	-1.86	0.80	VZ	Verizon Communications	A	2.26	0.80
2008-01-01	TXN	Texas Instruments	C	-1.86	0.40	GOOGL	Google Class A	A	2.31	0.40
2008-01-01	INGA	ING	D	-2.86	0.40	CEG	Constellation Energy	A	2.33	0.40
2008-01-01	WFC	Wells Fargo	D	-2.87	1.30	NTRS	Northern Trust	A	2.33	1.30
2008-01-01	MRK	Merck	D	-2.86	0.10	SIAL	Sigma Aldrich	A	2.33	0.10
2008-01-01	CXP	Corporate Express	D	-2.92	0.20					
2008-01-01	S	Sprint Nextel	D	-2.91	0.90					
2008-01-01	2395	Advantech	D	-2.89	0.40	FLR	Fluor	A	2.33	0.40
2008-01-01	QWST	Qwest Communications	D	-2.89	0.70	WMB	Williams Companies	A	3.00	0.70
2008-01-01	WFM	Whole Foods Market	C	-1.87	0.70	CVS	Cvs Health	A	2.24	0.70
2008-01-01	TWTC	tw telecom	C	-1.86	0.40	NVDA	Nvidia	A	2.30	0.40
2008-01-01	CAH	Cardinal Health	D	-2.87	0.30	SVU	Supervalu	A	2.24	0.30



Date	Ticker	Name	R	SM	W (%)	Ticker	Name	R	SM	W (%)
2008-01-01	531344	Container Corporation Of India	D	-2.87	0.10	FCX	Freeport-mcmoran	A	2.32	0.10
2008-01-01	MWW	Monster Worldwide	D	-2.91	1.20					
2008-01-01	JPM	Jpmorgan Chase	D	-2.86	1.00	PFG	Principal Financial	A	2.31	1.00
2008-01-01	BMJ	Bristol-myers Squibb	C	-1.86	0.50	MHS	Medco Health Solutions	A	2.34	0.50
2008-01-01	AHG	Apria Healthcare Group	D	-2.89	0.10	WAT	Waters	A	2.33	0.10
2008-01-01	TWX	Time Warner	D	-2.88	1.30	IGT	International Game Technology PLC	A	2.21	1.30
2008-01-01	STJ	St Jude Medical Inc	C	-1.86	0.60	SYK	Stryker	A	2.30	0.60
2008-01-01	RBI	Raiffeisen Bank International	C	-1.85	0.60	GR	Goodrich	A	2.31	0.60
2008-01-01	WSM	Williams-sonoma	D	-2.87	0.10	AMZN	Amazon.com	A	2.20	0.10
2008-01-01	C	Citigroup	D	-2.91	1.50					
2008-01-01	TGT	Target	D	-2.88	1.50	GPS	Gap	A	2.20	1.50
2008-01-01	GNW	Genworth Financial	D	-2.89	0.50	TROW	T Rowe Price	A	2.29	0.50
2008-01-01	ARB	Arbitron	C	-1.87	0.30	ANF	Abercrombie & Fitch	A	2.20	0.30
2008-01-01	HSBK	Halyk Savings Bank Of Kazakhstan Gdr	D	-2.90	0.00					
2008-01-01	UPS	United Parcel Service	C	-1.85	0.40	DE	Deere	A	2.45	0.40
2008-01-01	BRBY	Burberry	D	-2.87	0.40	LUK	Leucadia National	A	2.31	0.40
2008-01-01	9513	Electric Power Development	D	-2.89	0.30	MUR	Murphy Oil	A	2.31	0.30
2008-01-01	NSR	Neustar	C	-1.87	0.00	LMT	Lockheed Martin	A	2.38	0.00
2008-02-01	AAPL	Apple	C	-1.89	1.60	BMC	BMC Software	A	2.39	1.60
2008-02-01	KPN	Koninklijke Kpn	C	-1.85	0.70	HES	Hess	A	2.35	0.70
2008-02-01	AIG	American International	D	-2.87	2.80	L	Loews	A	2.42	2.80
2008-02-01	SCHA	Schibsted	D	-2.91	0.30					
2008-02-01	AMD	Advanced Micro Devices	D	-2.91	0.10					
2008-02-01	STCBV	Stockmann	D	-2.87	0.30	PEP	Pepsico	A	2.31	0.30
2008-02-01	AMGN	Amgen	D	-2.86	0.20	GILD	Gilead Sciences	A	2.49	0.20
2008-02-01	CS	Axa	D	-2.89	0.20	CEG	Constellation Energy	A	2.31	0.20
2008-02-01	GLE	Societe Generale	D	-2.91	0.60					
2008-02-01	BAC	Bank Of America	D	-2.86	0.70	NTRS	Northern Trust	A	2.32	0.70
2008-02-01	BEC	Beckman Coulter	C	-1.85	0.40	ESRX	Express Scripts Holding	A	2.37	0.40
2008-02-01	UCB	Ucb	D	-2.88	0.40	SIAL	Sigma Aldrich	A	2.30	0.40
2008-02-01	DXNS	Dixons Retail	D	-2.94	0.10					
2008-02-01	2308	Delta Electronics	C	-1.90	1.00	NEE	Nextera Energy	A	2.29	1.00
2008-02-01	CCL	Carnival	D	-2.85	0.80	APOL	Apollo Educat Grp	A	2.40	0.80
2008-02-01	TEL	Pldt	C	-1.85	0.50	PPL	Ppl	A	2.28	0.50
2008-02-01	CM-CSA	Comcast	D	-2.90	0.70	MCD	McDonald's	A	2.28	0.70
2008-02-01	494	Li & Fung	C	-1.87	0.70	LLL	L-3 Communications	A	2.27	0.70
2008-02-01	COF	Capital One Financial	D	-2.88	0.80	PFG	Principal Financial	A	2.28	0.80
2008-02-01	2325	Siliconware Precision Industries	D	-2.89	0.40	NKE	Nike	A	2.27	0.40
2008-02-01	DIS	Walt Disney	D	-2.86	0.60	WMT	Wal-mart Stores	A	2.20	0.60
2008-02-01	MCHP	Microchip Technology	D	-2.87	0.20	VRSN	Verisign	A	2.35	0.20
2008-02-01	69	Shangri-la Asia	C	-1.87	0.40	UNP	Union Pacific	A	2.27	0.40
2008-02-01	CYRE3	Cyrela Brazil	C	-1.87	0.60	MUR	Murphy Oil	A	2.27	0.60
2008-02-01	700	Tencent	C	-1.89	0.50	PX	Praxair	A	2.27	0.50
2008-02-01	4519	Chugai Pharmaceutical	D	-2.94	0.20					
2008-02-01	WMH	William Hill	D	-2.89	0.50	WFT	Weatherford International	A	2.26	0.50

Date	Ticker	Name	R	SM	W (%)	Ticker	Name	R	SM	W (%)
2008-02-01	Z74	Singapore Telecommunications	C	-1.85	0.70	JCI	Johnson Controls	A	2.26	0.70
2008-02-01	TSCO	Tractor Supply	D	-2.88	0.40	TJX	Tjx Companies	A	2.20	0.40
2008-02-01	2353	Acer	D	-2.88	0.70	PEG	Public Service Enterprise	A	2.26	0.70
2008-02-01	EBS	Erste Group Bank	D	-2.90	0.50	APC	Anadarko Petroleum	A	2.26	1.00
2008-02-01	UCG	Unicredit	D	-2.89	1.00	IBM	IBM	A	2.25	0.30
2008-02-01	LLTC	Linear Technology	D	-2.88	0.30	SVU	Supervalu	A	2.19	1.40
2008-02-01	LOW	Lowe's Companies	D	-2.88	1.40	CL	Colgate-palmolive	A	2.26	1.20
2008-02-01	ROG	Roche	D	-2.85	1.20	MHS	Medco Health Solutions	A	2.34	0.40
2008-02-01	MDT	Medtronic	D	-2.86	0.40	GD	General Dynamics	A	2.54	0.20
2008-02-01	FLEX	Flex	C	-1.85	0.20	MRK	Merck & Co	A	2.30	0.10
2008-02-01	MNT	Mentor Corp	D	-2.89	0.10	ADSK	Autodesk	A	2.23	2.40
2008-02-01	MSFT	Microsoft	C	-1.86	2.40					
2008-02-01	MXIM	Maxim Integrated Products	D	-2.92	0.20					
2008-02-01	NOVL	Novell	D	-2.86	0.20	DELL	Dell	A	2.16	0.20
2008-02-01	PAYX	Paychex	D	-2.88	0.60	DE	Deere	A	2.43	0.60
2008-02-01	6594	Nidec	C	-1.86	0.50	SII	Smith International	A	2.26	0.50
2008-02-01	HRX	Hypo Real Estate Holdings	D	-2.93	0.00					
2008-02-01	HSBA	Hsbc	D	-2.87	0.10	STR	Questar Corp	A	2.26	0.10
2008-02-01	RHI	Robert Half International	D	-2.88	0.30	LMT	Lockheed Martin	A	2.39	0.30
2008-02-01	TLKM	Telekomunikasi Indonesia	C	-1.88	0.40	APA	Apache	A	2.26	0.40
2008-02-01	SLB	Schlumberger	C	-1.88	1.00	NBL	Noble Energy	A	2.75	1.00
2008-02-01	TDS	Telephone And Data Systems	C	-1.88	0.80	MON	Monsanto	A	2.67	0.80
2008-02-01	TXN	Texas Instruments	C	-1.87	0.40	CA	Ca	B	1.21	0.40
2008-02-01	SIRO	Sirona Dental Systems	D	-2.86	0.50	BAX	Baxter International	A	2.28	0.50
2008-02-01	INGA	ING	D	-2.88	0.40	DHR	Danaher	A	2.26	0.40
2008-02-01	ESND	Essendant	D	-2.87	0.30	RTN	Raytheon	A	2.30	0.30
2008-02-01	BELA	Jumbo	C	-1.88	0.50	OXY	Occidental Petroleum	A	2.26	0.50
2008-02-01	MRK	Merck	D	-2.87	0.10	APD	Air Products & Chemicals	A	2.25	0.10
2008-02-01	CXP	Corporate Express	D	-2.94	0.20					
2008-02-01	ITX	Industria De Diseno Textil	D	-2.89	0.50	EXC	Exelon	A	2.25	0.50
2008-02-01	S	Sprint Nextel	D	-2.93	0.80					
2008-02-01	MGM	Mgm Resorts International	C	-1.88	0.10	GPS	Gap	A	2.18	0.10
2008-02-01	2409	Au Optonics	C	-1.87	0.30	BTU	Peabody Energy Corp	A	2.25	0.30
2008-02-01	EBAY	Ebay	D	-2.88	0.50	MCK	Mckesson	A	2.18	0.50
2008-02-01	2395	Advantech	D	-2.90	0.40					
2008-02-01	QWST	Qwest Communications	D	-2.91	0.60					
2008-02-01	SSP	E.w. Scripps	D	-2.85	0.60	VIAB	Viacom	A	2.17	0.60
2008-02-01	WFM	Whole Foods Market	D	-2.87	0.80	GME	Gamestop Corp New	A	2.17	0.80
2008-02-01	CTRP	Ctrip.com International Adr	C	-1.87	0.40	SWY	Safeway Inc	A	2.16	0.40
2008-02-01	GPN	Global Payments	C	-1.87	1.00	TT	Trane	A	2.28	1.00
2008-02-01	TWTC	tw telecom	D	-2.88	0.30	QCOM	Qualcomm	B	1.19	0.30
2008-02-01	CAH	Cardinal Health	D	-2.87	0.30	SPLS	Staples	B	1.20	0.30
2008-02-01	531344	Container Corporation Of India	D	-2.87	0.10	KO	Coca-cola	A	2.25	0.10
2008-02-01	MWW	Monster Worldwide	D	-2.92	1.20					
2008-02-01	BMJ	Bristol-myers Squibb	D	-2.88	0.50	SYK	Stryker	A	2.28	0.50
2008-02-01	AHG	Apria Healthcare Group	D	-2.89	0.10	HUM	Humana	A	2.26	0.10
2008-02-01	TWX	Time Warner	D	-2.88	1.40	AZO	Autozone	B	1.20	1.40
2008-02-01	STJ	St Jude Medical Inc	C	-1.86	0.70	WAT	Waters	A	2.26	0.70
2008-02-01	UTDI	United Internet	C	-1.87	0.50	ADM	Archer Daniels Midland	A	2.24	0.50

Date	Ticker	Name	R	SM	W (%)	Ticker	Name	R	SM	W (%)
2008-02-01	RBI	Raiffeisen Bank International	D	-2.88	0.50	EMR	Emerson Electric	A	2.23	0.50
2008-02-01	WSM	Williams-sonoma	D	-2.87	0.20	ABC	Amerisourcebergen	B	1.18	0.20
2008-02-01	C	Citigroup	D	-2.91	1.60					
2008-02-01	TGT	Target	D	-2.86	1.80	CNX	Consol Energy	A	2.44	1.80
2008-02-01	GNW	Genworth Financial	D	-2.89	0.50	FII	Federated Investors	A	2.24	0.50
2008-02-01	ADP	Automatic Data Processing	D	-2.87	0.30	GR	Goodrich	A	2.28	0.30
2008-02-01	ARB	Arbitron	D	-2.87	0.30	MO	Altria	A	2.36	0.30
2008-02-01	LVS	Las Vegas Sands	C	-1.90	1.50	RRC	Range Resources	A	2.35	1.50
2008-02-01	HSBK	Bank Of Kazakhstan Gdr	D	-2.89	0.00	EOG	Eog Resources	A	2.23	0.00
2008-02-01	GFNOR-TEO	Grupo Financiero Banorte	D	-2.85	0.60	AEP	American Electric Power	A	2.23	0.60
2008-02-01	BRBY	Burberry	D	-2.90	0.30	NEM	Newmont Mining	A	2.22	0.30
2008-02-01	9513	Electric Power Development	D	-2.90	0.30					
2008-02-01	QVCA	Liberty Interactive	D	-2.87	0.10	AFL	Aflac	A	2.23	0.10
2008-02-01	3231	Wistron	C	-1.89	0.60	HSP	Hospira	A	2.22	0.60
2008-02-01	NSR	Neustar	C	-1.86	0.00	HON	Honeywell International	A	2.28	0.00
2008-02-01	GEO	Geox	C	-1.88	0.20	AIZ	Assurant	A	2.22	0.20
2008-02-01	PAY	Verifone Systems	D	-2.93	0.40					
2008-02-01	GOOGL	Alphabet	C	-1.88	3.00	AYE	Allegheny Energy	A	2.35	3.00
2008-03-03	AAPL	Apple	C	-1.90	1.50	BMC	BMC Software	A	2.37	1.50
2008-03-03	AIG	American International	D	-2.89	2.50	L	Loews	A	2.37	2.50
2008-03-03	SCHA	Schibsted	D	-2.91	0.30					
2008-03-03	AMD	Advanced Micro Devices	D	-2.92	0.10					
2008-03-03	STCBV	Stockmann	D	-2.86	0.30	SIAL	Sigma Aldrich	A	2.34	0.30
2008-03-03	AMGN	Amgen	D	-2.87	0.30	GILD	Gilead Sciences	A	2.52	0.30
2008-03-03	VIV	Vivendi	D	-2.86	0.60	AYE	Allegheny Energy	A	2.32	0.60
2008-03-03	CS	Axa	D	-2.89	0.20	PEP	Pepsico	A	2.31	0.20
2008-03-03	OPAP	Opap Br	D	-2.88	0.10	EOG	Eog Resources	A	2.31	0.10
2008-03-03	GLE	Societe Generale	D	-2.92	0.60					
2008-03-03	BAC	Bank Of America	D	-2.88	0.60	PFG	Principal Financial	A	2.25	0.60
2008-03-03	BEC	Beckman Coulter	C	-1.85	0.50	ESRX	Express Scripts Holding	A	2.35	0.50
2008-03-03	UCB	Ucb	D	-2.89	0.40	APA	Apache	A	2.30	0.40
2008-03-03	DXNS	Dixons Retail	D	-2.95	0.10					
2008-03-03	2308	Delta Electronics	D	-2.89	1.10	MUR	Murphy Oil	A	2.30	1.10
2008-03-03	CCL	Carnival	D	-2.87	0.70	APOL	Apollo Educat Grp International	A	2.28	0.70
2008-03-03	CM-CSA	Comcast	D	-2.89	0.80	IGT	Game Technology PLC	A	2.21	0.80
2008-03-03	494	Li & Fung	C	-1.88	0.70	CEG	Constellation Energy	A	2.29	0.70
2008-03-03	COF	Capital One Financial	D	-2.91	0.70					
2008-03-03	2325	Siliconware Precision Industries	D	-2.89	0.40	SII	Smith International	A	2.29	0.40
2008-03-03	SYMC	Symantec	D	-2.85	1.40	VRSN	Verisign	A	2.34	1.40
2008-03-03	DIS	Walt Disney	D	-2.85	0.70	TJX	Tjx Companies	A	2.20	0.70
2008-03-03	MCHP	Microchip Technology	D	-2.88	0.30	IBM	IBM	A	2.26	0.30
2008-03-03	69	Shangri-la Asia	C	-1.86	0.50	OXY	Occidental Petroleum	A	2.29	0.50
2008-03-03	CYRE3	Cyrela Brazil	C	-1.85	0.70	WFT	Weatherford International	A	2.29	0.70
2008-03-03	700	Tencent	C	-1.88	0.60	STR	Questar Corp	A	2.28	0.60
2008-03-03	4519	Chugai Pharmaceutical	D	-2.94	0.20					
2008-03-03	WMH	William Hill Singapore	D	-2.91	0.50					
2008-03-03	Z74	Telecommunications	C	-1.85	0.70	APC	Anadarko Petroleum	A	2.28	0.70
2008-03-03	TSCO	Tractor Supply	D	-2.89	0.40	WMT	Wal-mart Stores	A	2.20	0.40
2008-03-03	2353	Acer	D	-2.87	0.80	CL	Colgate-palmolive	A	2.26	0.80

Date	Ticker	Name	R	SM	W (%)	Ticker	Name	R	SM	W (%)
2008-03-03	EBS	Erste Group Bank	D	-2.90	0.50	NKE	Nike	A	2.26	0.50
2008-03-03	UCG	Unicredit	D	-2.89	1.00	PPL	Ppl	A	2.26	1.00
2008-03-03	LLTC	Linear Technology	D	-2.88	0.30	QCOM	Qualcomm	A	2.17	0.30
2008-03-03	LOW	Lowe's Companies	D	-2.88	1.40	GPS	Gap	A	2.19	1.40
2008-03-03	MDT	Medtronic	D	-2.86	0.50	MHS	Medco Health Solutions	A	2.29	0.50
2008-03-03	FLEX	Flex	D	-2.87	0.20	DE	Deere	A	2.43	0.20
2008-03-03	MNT	Mentor Corp	D	-2.90	0.10	BAX	Baxter International	A	2.27	0.10
2008-03-03	MSFT	Microsoft	C	-1.88	2.30	ADSK	Autodesk	A	2.17	2.30
2008-03-03	MXIM	Maxim Integrated Products	D	-2.91	0.20					
2008-03-03	PAYX	Paychex	D	-2.89	0.60	RTN	Raytheon	A	2.30	0.60
2008-03-03	6594	Nidec	D	-2.87	0.40	PX	Praxair	A	2.26	0.40
2008-03-03	HRX	Hypo Real Estate Holdings	D	-2.94	0.00					
2008-03-03	HSBA	Hsbc	D	-2.86	0.10	BTU	Peabody Energy Corp	A	2.25	0.10
2008-03-03	RHI	Robert Half International	D	-2.88	0.30	TT	Trane	A	2.28	0.30
2008-03-03	TLKM	Telekomunikasi Indonesia	C	-1.88	0.50	APD	Air Products & Chemicals	A	2.25	0.50
2008-03-03	SLB	Schlumberger	C	-1.87	1.20	NBL	Noble Energy	A	2.83	1.20
2008-03-03	TDS	Telephone And Data Systems	D	-2.90	0.70	MON	Monsanto	A	2.70	0.70
2008-03-03	TXN	Texas Instruments	D	-2.87	0.40	YHOO	Yahoo	B	1.24	0.40
2008-03-03	SIRO	Sirona Dental Systems	D	-2.88	0.40	SYK	Stryker	A	2.27	0.40
2008-03-03	INGA	ING	D	-2.89	0.40	EXC	Exelon	A	2.25	0.40
2008-03-03	ESND	Essendant	D	-2.88	0.30	HON	Honeywell International	A	2.27	0.30
2008-03-03	WFC	Wells Fargo	D	-2.86	1.40	AFL	Aflac	A	2.24	1.40
2008-03-03	BELA	Jumbo	D	-2.90	0.40	XTO	XTO Energy Inc	A	2.25	0.40
2008-03-03	MRK	Merck	D	-2.87	0.10	DHR	Danaher	A	2.25	0.10
2008-03-03	ITX	Industria De Diseno Textil	D	-2.89	0.50	R	Ryder System	A	2.25	0.50
2008-03-03	S	Sprint Nextel	D	-2.95	0.50					
2008-03-03	MGM	Mgm Resorts International	C	-1.90	0.10	ANF	Abercrombie & Fitch	A	2.18	0.10
2008-03-03	CSCO	Cisco Systems	D	-2.88	1.70	TER	Teradyne	B	1.22	1.70
2008-03-03	2409	Au Optronics	C	-1.86	0.30	ESV	Ensco	A	2.25	0.30
2008-03-03	EBAY	Ebay	D	-2.89	0.50	VIAB	Viacom	A	2.17	0.50
2008-03-03	2395	Advantech	D	-2.90	0.40	KO	Coca-cola	A	2.25	0.40
2008-03-03	QWST	Qwest Communications	D	-2.91	0.60					
2008-03-03	WFM	Whole Foods Market	D	-2.89	0.70	MCK	Mckesson	A	2.17	0.70
2008-03-03	VIE	Veolia Environnement	C	-1.86	1.50	JCI	Johnson Controls	A	2.24	1.50
2008-03-03	CTRP	Ctrip.com International Adr	C	-1.85	0.50	SWY	Safeway Inc	A	2.15	0.50
2008-03-03	GPN	Global Payments	C	-1.86	1.10	GR	Goodrich	A	2.27	1.10
2008-03-03	TWTC	tw telecom	D	-2.89	0.30	JDSU	JDS Uniphase Corporation	B	1.22	0.30
2008-03-03	CAH	Cardinal Health	D	-2.87	0.40	GME	Gamestop Corp New	A	2.14	0.40
2008-03-03	531344	Container Corporation Of India	D	-2.88	0.10	PEG	Public Service Enterprise	A	2.24	0.10
2008-03-03	MWW	Monster Worldwide	D	-2.93	1.10					
2008-03-03	BMJ	Bristol-myers Squibb	D	-2.88	0.50	WAT	Waters	A	2.25	0.50
2008-03-03	AHG	Apria Healthcare Group	D	-2.85	0.10	HUM	Humana	A	2.22	0.10
2008-03-03	SKY	Sky	D	-2.87	0.90	ADM	Archer Daniels Midland	A	2.24	0.90
2008-03-03	TWX	Time Warner	D	-2.89	1.40	NYT	New York Times	B	1.21	1.40
2008-03-03	UTDI	United Internet	C	-1.88	0.50	AA	Alcoa	A	2.23	0.50
2008-03-03	RBI	Raiffeisen Bank International	D	-2.88	0.50	COP	Conocophillips	A	2.22	0.50
2008-03-03	COST	Costco Wholesale	C	-1.85	0.60	ABC	Amerisourcebergen	B	1.16	0.60
2008-03-03	AET	Aetna	C	-1.86	1.00	VAR	Varian Medical Systems	A	2.21	1.00
2008-03-03	WSM	Williams-sonoma	D	-2.88	0.10	CNX	Consol Energy	A	2.44	0.10

Date	Ticker	Name	R	SM	W (%)	Ticker	Name	R	SM	W (%)
2008-03-03	C	Citigroup	D	-2.93	1.30					
2008-03-03	TGT	Target	D	-2.87	1.80	RRC	Range Resources	A	2.42	1.80
2008-03-03	GNW	Genworth Financial	D	-2.90	0.50	FII	Federated Investors	A	2.22	0.50
2008-03-03	ADP	Automatic Data Processing	D	-2.86	0.30	LLL	L-3 Communications	A	2.27	0.30
2008-03-03	ARB	Arbitron	D	-2.87	0.30	HES	Hess	A	2.36	0.30
2008-03-03	LVS	Las Vegas Sands	C	-1.91	1.50	MO	Altria	A	2.35	1.50
2008-03-03	SAN	Banco Santander	D	-2.87	0.60	QLGC	QLogic Corp	A	2.22	0.60
2008-03-03	GFNOR-TEO	Grupo Financiero Banorte	D	-2.85	0.60	NEM	Newmont Mining	A	2.22	0.60
2008-03-03	BRBY	Burberry	D	-2.90	0.30					
2008-03-03	9513	Electric Power Development	D	-2.90	0.40					
2008-03-03	QVCA	Liberty Interactive	D	-2.88	0.10	AIZ	Assurant	A	2.21	0.10
2008-03-03	3231	Wistron	C	-1.88	0.60	CVX	Chevron	A	2.22	0.60
2008-03-03	NSR	Neustar	D	-2.88	0.00	UNP	Union Pacific	A	2.26	0.00
2008-03-03	GEO	Geox	D	-2.90	0.20					
2008-03-03	PAY	Verifone Systems	D	-2.93	0.40					
2008-03-03	GOOGL	Alphabet	C	-1.90	2.80	ACS	Affiliated Computer	B	1.21	2.80
2008-04-01	AAPL	Apple	C	-1.88	2.10	IBM	IBM	A	2.26	2.10
2008-04-01	PHI	Pldt Adr	C	-1.85	0.30	T	At&t	B	1.19	0.30
2008-04-01	KPN	Koninklijke Kpn	C	-1.86	0.70	APA	Apache	A	2.31	0.70
2008-04-01	AIG	American International	D	-2.89	2.40	AFL	Aflac	A	2.26	2.40
2008-04-01	532174	Icici Bank	C	-1.91	1.60	EOG	Eog Resources	A	2.31	1.60
2008-04-01	SCHA	Schibsted	D	-2.92	0.30					
2008-04-01	AMGN	Amgen	D	-2.88	0.20	GILD	Gilead Sciences	A	2.57	0.20
2008-04-01		Bayer	C	-1.87	1.70	WFT	Weatherford International	A	2.30	1.70
2008-04-01	VIV	Vivendi	D	-2.86	0.60	MUR	Murphy Oil	A	2.30	0.60
2008-04-01	CS	Axa	D	-2.88	0.30	STR	Questar Corp	A	2.28	0.30
2008-04-01	OPAP	Opap Br	D	-2.87	0.10	DHI	D.r. Horton	A	2.28	0.10
2008-04-01	GLE	Societe Generale	D	-2.92	0.40					
2008-04-01	AXP	American Express	D	-2.88	1.00	FII	Federated Investors	A	2.22	1.00
2008-04-01	BAC	Bank Of America	D	-2.87	0.60	PSA	Public Storage	A	2.22	0.60
2008-04-01	BBY	Best Buy	D	-2.86	0.70	APOL	Apollo Educat Grp	A	2.22	0.70
2008-04-01		Tanjong	D	-2.86	0.80	OXY	Occidental Petroleum	A	2.28	0.80
2008-04-01	BEC	Beckman Coulter	C	-1.85	0.10	ESRX	Express Scripts Holding	A	2.38	0.10
2008-04-01	BK	Bank Of New York Mellon	C	-1.85	0.40	USB	Us Bancorp	A	2.20	0.40
2008-04-01	DXNS	Dixons Retail	D	-2.95	0.10					
2008-04-01	2308	Delta Electronics	D	-2.89	1.20	APC	Anadarko Petroleum	A	2.27	1.20
2008-04-01	CCL	Carnival	D	-2.86	0.70	WMT	Wal-mart Stores	A	2.21	0.70
2008-04-01	TEL	Pldt	C	-1.84	0.50	CL	Colgate-palmolive	A	2.27	0.50
2008-04-01	RAND	Randstad	D	-2.92	0.60					
2008-04-01	CM-CSA	Comcast	D	-2.89	0.80	TJX	Tjx Companies	A	2.21	0.80
2008-04-01	SAP	Sap	D	-2.87	0.80	EXC	Exelon	A	2.27	0.80
2008-04-01	494	Li & Fung	C	-1.88	0.70	PPL	Ppl	A	2.27	0.70
2008-04-01	2325	Siliconware Precision Industries	D	-2.88	0.60	X	United States Steel	A	2.26	0.60
2008-04-01	6988	Nitto Denko	D	-2.88	0.50	GR	Goodrich	A	2.26	0.50
2008-04-01	SYMC	Symantec	D	-2.84	1.00	YHOO	Yahoo	A	2.25	1.00
2008-04-01	DIS	Walt Disney	D	-2.85	0.70	GPS	Gap	A	2.19	0.70
2008-04-01	2317	Hon Hai Precision Industry	D	-2.89	0.20	ESV	Ensco	A	2.26	0.20
2008-04-01	69	Shangri-la Asia	C	-1.88	0.40	KO	Coca-cola	A	2.26	0.40
2008-04-01	CYRE3	Cyrela Brazil	C	-1.87	0.60	XTO	XTO Energy Inc	A	2.25	0.60
2008-04-01	700	Tencent	C	-1.89	0.80	CSX	Csx	A	2.24	0.80
2008-04-01	4519	Chugai Pharmaceutical	D	-2.94	0.20					
2008-04-01	WMH	William Hill	D	-2.90	0.50	SNA	Snap-on International	A	2.23	0.50
2008-04-01	BECN	Beacon Roofing Supply	D	-2.82	0.10	IGT	Game Technology PLC	A	2.18	0.10
2008-04-01	2353	Acer	D	-2.87	0.80	NBR	Nabors Industries	A	2.23	0.80

Date	Ticker	Name	R	SM	W (%)	Ticker	Name	R	SM	W (%)
2008-04-01	EBS	Erste Group Bank	D	-2.88	0.60	QLGC	QLogic Corp	A	2.22	0.60
2008-04-01	UCG	Unicredit	D	-2.90	0.20					
2008-04-01	LLTC	Linear Technology	D	-2.86	0.30	ACS	Affiliated Computer	A	2.21	0.30
2008-04-01	ROG	Roche	D	-2.85	1.40	TXT	Textron	A	2.22	1.40
2008-04-01	MDT	Medtronic	D	-2.86	0.40	BAX	Baxter International	A	2.28	0.40
2008-04-01	MIL	Millipore	D	-2.86	0.50	SYK	Stryker	A	2.27	0.50
2008-04-01	FLEX	Flex	D	-2.88	0.20	DE	Deere	A	2.39	0.20
2008-04-01	MNT	Mentor Corp	D	-2.91	0.00					
2008-04-01	MSFT	Microsoft	C	-1.87	1.60	QCOM	Qualcomm	A	2.18	1.60
2008-04-01	MXIM	Maxim Integrated Products	D	-2.90	0.20					
2008-04-01	NOVL	Novell	D	-2.85	0.20	TER	Teradyne	B	1.24	0.20
2008-04-01	PAYX	Paychex	D	-2.87	0.60	RTN	Raytheon	A	2.30	0.60
2008-04-01		E.ON AG	C	-1.87	0.30	DVN	Devon Energy	A	2.22	0.30
2008-04-01	HRX	Hypo Real Estate Holdings	D	-2.94	0.00					
2008-04-01	TLKM	Telekomunikasi Indonesia	D	-2.87	0.30	ADM	Archer Daniels Midland	A	2.22	0.30
2008-04-01	SLB	Schlumberger Varian	C	-1.87	2.60	RRC	Range Resources	A	2.43	2.60
2008-04-01	VSEA	Semiconductor Equipment	D	-2.91	0.10					
2008-04-01	TDS	Telephone And Data Systems	D	-2.91	0.60					
2008-04-01	AMZN	Amazon.com	C	-1.87	1.20	GME	Gamestop Corp New	A	2.18	1.20
2008-04-01	TXN	Texas Instruments	D	-2.88	0.30	XLNX	Xilinx	B	1.22	0.30
2008-04-01	SIRO	Sirona Dental Systems	D	-2.86	0.40	WAT	Waters	A	2.24	0.40
2008-04-01	INGA	ING	D	-2.87	0.50	CHK	Chesapeake Energy	A	2.22	0.50
2008-04-01	ESND	Essendant	D	-2.89	0.30	TT	Trane	A	2.29	0.30
2008-04-01	BELA	Jumbo	D	-2.88	0.50	AA	Alcoa	A	2.22	0.50
2008-04-01	RICHT	Chemical Works Of Gedeon Richter	C	-1.86	0.50	HAL	Halliburton	A	2.21	0.50
2008-04-01	MIC	Millicom International Cellular	C	-1.88	0.40	BNI	Burlington Northern	A	2.21	0.40
2008-04-01	LTM	Life Time Fitness	D	-2.92	0.10					
2008-04-01	INTC	Intel	D	-2.87	1.90	AMAT	Applied Materials	B	1.20	1.90
2008-04-01	ITX	Industria De Diseno Textil	D	-2.88	0.60	NUE	Nucor	A	2.21	0.60
2008-04-01	S	Sprint Nextel	D	-2.95	0.20					
2008-04-01	MGM	Mgm Resorts International	D	-2.90	0.20	BIG	Big Lots	B	1.30	0.20
2008-04-01	WDI	Wirecard	C	-1.85	0.40	NKE	Nike	A	2.20	0.40
2008-04-01	CSCO	Cisco Systems	D	-2.88	1.70	JDSU	JDS Uniphase Corporation	B	1.19	1.70
2008-04-01	2409	Au Optronics	C	-1.87	0.20	CHRW	C.h.robinson Worldwide	A	2.20	0.20
2008-04-01	EBAY	Ebay	D	-2.87	0.60	HOT	Strw Htl Res Wrlwd	B	1.24	0.60
2008-04-01	QWST	Qwest Communications	D	-2.92	0.50					
2008-04-01	SSP	E.w. Scripps	C	-1.84	0.60	NYT	New York Times	B	1.22	0.60
2008-04-01	UNH	Unitedhealth	D	-2.90	0.30	BCR	C R Bard	A	2.21	0.30
2008-04-01	WFM	Whole Foods Market	D	-2.89	0.90	HRB	H.& R.block	B	1.21	0.90
2008-04-01	VIE	Veolia Environnement	D	-2.88	1.10	FE	Firstenergy	A	2.20	1.10
2008-04-01	BBBY	Bed Bath & Beyond	D	-2.88	0.80	HD	The Home Depot	B	1.20	0.80
2008-04-01	MBT	Mobile Telesystems Adr	C	-1.87	0.50	CNX	Consol Energy	A	2.40	0.50
2008-04-01	AMMD	American Medical System	D	-2.88	0.10	GENZ	Genzyme General	A	2.20	0.10
2008-04-01	CTRP	Ctrip.com International Adr	C	-1.85	0.40	JWN	Nordstrom	B	1.20	0.40
2008-04-01	GPN	Global Payments	C	-1.85	1.10	LLL	L-3 Communications	A	2.28	1.10
2008-04-01	LOGN	Logitech International	D	-2.89	0.70	UST	UST Inc	A	2.19	0.70
2008-04-01	TWTC	tw telecom	D	-2.89	0.30	GLW	Corning	B	1.18	0.30



Date	Ticker	Name	R	SM	W (%)	Ticker	Name	R	SM	W (%)
2008-04-01	CAH	Cardinal Health	D	-2.88	0.30	SPLS	Staples	B	1.18	0.30
2008-04-01	MTB	M&t Bank	D	-2.89	0.60	KIM	Kimco Realty	B	1.23	0.60
2008-04-01	531344	Container Corporation Of India	D	-2.88	0.10	ETR	Entergy	A	2.19	0.10
2008-04-01	MWW	Monster Worldwide	D	-2.93	1.00					
2008-04-01	AHG	Apria Healthcare Group	D	-2.86	0.10	BDX	Becton Dickinson	A	2.20	0.10
2008-04-01	SKY	Sky	D	-2.87	0.90	EL	Estee Lauder Companies	A	2.19	0.90
2008-04-01	TWX	Time Warner	D	-2.89	1.30	ABC	Amerisourcebergen	B	1.16	1.30
2008-04-01	UTDI	United Internet	D	-2.86	0.50	MON	Monsanto	A	2.19	0.50
2008-04-01	RBI	Raiffeisen Bank International	D	-2.87	0.60	NSC	Norfolk Southern	A	2.19	0.60
2008-04-01	COST	Costco Wholesale	C	-1.85	0.60	CCU.1	Clear Channel Commun.	B	1.15	0.60
2008-04-01	500180	Hdfc Bank	C	-1.88	1.60	EMN	Eastman Chemical	A	2.18	1.60
2008-04-01	AET	Aetna	C	-1.88	0.80	TMO	Thermo Fisher Scientific	A	2.19	0.80
2008-04-01	WB	Wachovia	D	-2.92	0.50					
2008-04-01	WSM	Williams-sonoma	D	-2.88	0.10	SIAL	Sigma Aldrich	A	2.37	0.10
2008-04-01	C	Citigroup	D	-2.93	0.70					
2008-04-01	TGT	Target	D	-2.87	1.70	AYE	Allegheny Energy	A	2.32	1.70
2008-04-01	GNW	Genworth Financial	D	-2.89	0.50	EQR	Equity Residential	B	1.23	0.50
2008-04-01	ADP	Automatic Data Processing	D	-2.85	0.30	R	Ryder System	A	2.27	0.30
2008-04-01	LVS	Las Vegas Sands	D	-2.91	1.30					
2008-04-01	SAN	Banco Santander	D	-2.85	0.70	ABT	Abbott Laboratories	A	2.18	0.70
2008-04-01	NUVA	Nuvasive	C	-1.86	0.80	AGN	Allergan	A	2.19	0.80
2008-04-01	BRBY	Burberry	D	-2.89	0.40	BF.B	Brown-forman	A	2.17	0.40
2008-04-01	9513	Electric Power Development	D	-2.91	0.40					
2008-04-01	ADM	Admiral	C	-1.88	0.50	LH	Laboratory Corp Of America	A	2.17	0.50
2008-04-01	3231	Wistron	C	-1.88	0.60	HUM	Humana	A	2.15	0.60
2008-04-01	GEO	Geox	D	-2.90	0.50	THC	Tenet Healthcare	B	1.31	0.50
2008-04-01	PAY	Verifone Systems Grupo	D	-2.94	0.40					
2008-04-01	PAC	Aeroportuario Del Pacifico Adr	D	-2.87	0.10	DHR	Danaher	A	2.27	0.10
2008-04-01	GOOGL	Alphabet	C	-1.90	2.70	PEP	Pepsico	A	2.32	2.70
2008-04-01	BHGE	Baker Hughes, A Ge	D	-2.88	0.20	HES	Hess	A	2.35	0.20
2008-05-01	AAPL	Apple	C	-1.85	2.40	IBM	IBM	A	2.28	2.40
2008-05-01	PHI	Pldt Adr	C	-1.86	0.30	T	At&t	B	1.18	0.30
2008-05-01	KPN	Koninklijke Kpn	D	-2.84	0.70	RRC	Range Resources	A	2.44	0.70
2008-05-01	AIG	American International	D	-2.89	2.30	AFL	Aflac	A	2.26	2.30
2008-05-01	532174	Icici Bank	C	-1.90	1.70	HES	Hess	A	2.39	1.70
2008-05-01	SCHA	Schibsted	D	-2.92	0.20					
2008-05-01	RWE	Rwe	D	-2.88	0.60	SIAL	Sigma Aldrich	A	2.34	0.60
2008-05-01	AMGN	Amgen	D	-2.88	0.20	GILD	Gilead Sciences	A	2.57	0.20
2008-05-01	VIV	Vivendi	D	-2.86	0.60	APA	Apache	A	2.33	0.60
2008-05-01	CS	Axa	D	-2.88	0.20	WFT	Weatherford International	A	2.33	0.20
2008-05-01	OPAP	Opap Br	D	-2.85	0.10	EOG	Eog Resources	A	2.32	0.10
2008-05-01	GLE	Societe Generale	D	-2.92	0.40					
2008-05-01	AXP	American Express	D	-2.87	1.00	TROW	T Rowe Price	A	2.23	1.00
2008-05-01	BAC	Bank Of America	D	-2.87	0.60	EQR	Equity Residential	A	2.22	0.60
2008-05-01	BBY	Best Buy	D	-2.86	0.70	APOL	Apollo Educat Grp	A	2.27	0.70
2008-05-01		Tanjong	D	-2.86	0.70	PEP	Pepsico	A	2.31	0.70
2008-05-01	BEC	Beckman Coulter	C	-1.85	0.10	ESRX	Express Scripts Holding	A	2.40	0.10
2008-05-01	BK	Bank Of New York Mellon	C	-1.85	0.40	PSA	Public Storage	A	2.21	0.40
2008-05-01	DXNS	Dixons Retail	D	-2.95	0.10					
2008-05-01	2308	Delta Electronics	D	-2.88	1.20	MUR	Murphy Oil	A	2.30	1.20
2008-05-01	CCL	Carnival	D	-2.87	0.70	WMT	Wal-mart Stores	A	2.23	0.70
2008-05-01	TEL	Pldt	C	-1.85	0.40	X	United States Steel	A	2.30	0.40
2008-05-01	CM-CSA	Comcast	D	-2.88	0.80	TJX	Tjx Companies	A	2.21	0.80

Date	Ticker	Name	R	SM	W (%)	Ticker	Name	R	SM	W (%)
2008-05-01	GLO	Globe Telecom	C	-1.87	0.10	STR	Questar Corp	A	2.30	0.10
2008-05-01	SAP	Sap	D	-2.87	0.70	OXY	Occidental Petroleum	A	2.30	0.70
2008-05-01	494	Li & Fung	C	-1.86	0.80	RTN	Raytheon	A	2.30	0.80
2008-05-01	COF	Capital One Financial	D	-2.83	0.50	USB	Us Bancorp	A	2.21	0.50
2008-05-01	2325	Siliconware Precision Industries	D	-2.88	0.60	TT	Trane	A	2.29	0.60
2008-05-01	6988	Nitto Denko	D	-2.87	0.50	LLL	L-3 Communications	A	2.28	0.50
2008-05-01	2317	Hon Hai Precision Industry	D	-2.88	0.20	EXC	Exelon	A	2.28	0.20
2008-05-01	69	Shangri-la Asia	C	-1.87	0.40	APC	Anadarko Petroleum	A	2.28	0.40
2008-05-01	EMC	EMC Corp	D	-2.89	1.10	YHOO	Yahoo	A	2.23	1.10
2008-05-01	700	Tencent	C	-1.88	0.90	HAS	Hasbro	A	2.28	0.90
2008-05-01	4519	Chugai Pharmaceutical	D	-2.93	0.30					
2008-05-01	WMH	William Hill	D	-2.90	0.40	NTRS	Northern Trust	A	2.20	0.60
2008-05-01	STT	State Street	C	-1.85	0.60	PPL	Ppl	A	2.27	0.20
2008-05-01	UCG	Unicredit	D	-2.89	0.20	CSX	Csx	A	2.27	1.20
2008-05-01	ROG	Roche	D	-2.86	1.20	THC	Tenet Healthcare	A	2.35	0.40
2008-05-01	MDT	Medtronic	D	-2.86	0.40	BAX	Baxter International	A	2.29	0.50
2008-05-01	MIL	Millipore	D	-2.85	0.50	DE	Deere	A	2.41	0.20
2008-05-01	FLEX	Flex	D	-2.86	0.20	BCR	C R Bard	A	2.20	0.00
2008-05-01	MNT	Mentor Corp	D	-2.90	0.00	ACS	Affiliated Computer	A	2.22	1.50
2008-05-01	MSFT	Microsoft	D	-2.85	1.50	AMAT	Applied Materials	A	2.20	0.20
2008-05-01	MXIM	Maxim Integrated Products	D	-2.90	0.20	BMC	BMC Software	A	2.20	0.20
2008-05-01	NOVL	Novell	D	-2.86	0.20	DHR	Danaher	A	2.27	0.30
2008-05-01	HRX	E.ON AG Hypo Real Estate Holdings	C D	-1.86 -2.92	0.30 0.00					
2008-05-01	TLKM	Telekomunikasi Indonesia	D	-2.88	0.30	ESV	Ensco	A	2.26	0.30
2008-05-01	TDS	Telephone And Data Systems	D	-2.91	0.50					
2008-05-01	AKRA	Akr Corporindo	C	-1.88	0.10	CMI	Cummins	A	2.26	0.10
2008-05-01	AMZN	Amazon.com	C	-1.86	1.20	YUM	Yum Brands	A	2.21	1.20
2008-05-01	TXN	Texas Instruments	D	-2.87	0.30	GLW	Corning	A	2.19	0.30
2008-05-01	SIRO	Sirona Dental Systems	D	-2.86	0.40	BIIB	Biogen	A	2.19	0.40
2008-05-01	INGA	ING	D	-2.87	0.40	DHI	D.r. Horton	A	2.26	0.40
2008-05-01	ESND	Essendant	D	-2.89	0.20	GR	Goodrich	A	2.31	0.20
2008-05-01	VAR	Varian Medical Systems	C	-1.86	0.70	TMO	Thermo Fisher Scientific	A	2.19	0.70
2008-05-01	WFC	Wells Fargo	D	-2.84	1.40	HCP	Hcp	A	2.20	1.40
2008-05-01	BELA	Jumbo	D	-2.88	0.40	NBR	Nabors Industries	A	2.25	0.40
2008-05-01	RICHT	Chemical Works Of Gedeon Richter	D	-2.87	0.50	SNA	Snap-on	A	2.25	0.50
2008-05-01	MIC SDB	Millicom International Cellular	C	-1.87	0.40	XTO	XTO Energy Inc	A	2.24	0.40
2008-05-01	LTM	Life Time Fitness	D	-2.90	0.10					
2008-05-01	INTC	Intel	D	-2.86	1.90	QCOM	Qualcomm	A	2.19	1.90
2008-05-01	ITX	Industria De Diseno Textil	D	-2.89	0.50	CHK	Chesapeake Energy	A	2.24	0.50
2008-05-01	S	Sprint Nextel	D	-2.94	0.20					
2008-05-01	MGM	Mgm Resorts International	D	-2.92	0.10					
2008-05-01	CSCO	Cisco Systems	D	-2.87	1.70	LSI	LSI	B	1.28	1.70
2008-05-01	2409	Au Optronics	C	-1.86	0.20	HAL	Halliburton	A	2.24	0.20
2008-05-01	QWST	Qwest Communications	D	-2.91	0.50					
2008-05-01	UNH	Unitedhealth	D	-2.91	0.30					
2008-05-01	WFM	Whole Foods Market	D	-2.89	0.80	MCD	Mcdonald's	A	2.19	0.80
2008-05-01	VIE	Veolia Environnement	D	-2.88	1.10	QLGC	QLogic Corp	A	2.24	1.10
2008-05-01	MBT	Mobile Telesystems Adr	C	-1.88	0.50	CNX	Consol Energy	A	2.46	0.50
2008-05-01	AMMD	American Medical System	D	-2.89	0.10	HSP	Hospira	A	2.18	0.10



Date	Ticker	Name	R	SM	W (%)	Ticker	Name	R	SM	W (%)
2008-05-01	GPN	Global Payments	C	-1.84	1.10	R	Ryder System	A	2.31	1.10
2008-05-01	LOGN	Logitech International	D	-2.87	0.80	FLR	Fluor	A	2.23	0.80
2008-05-01	CAH	Cardinal Health Container	D	-2.88	0.30	CVS	Cvs Health	A	2.19	0.30
2008-05-01	531344	Corporation Of India	D	-2.88	0.10	TXT	Textron	A	2.23	0.10
2008-05-01	MWW	Monster Worldwide	D	-2.93	1.00					
2008-05-01	AHG	Apria Healthcare Group	D	-2.87	0.10	LH	Laboratory Corp Of America	A	2.17	0.10
2008-05-01	SKY	Sky	D	-2.87	0.80	FCX	Freeport-mcmoran	A	2.23	0.80
2008-05-01	TWX	Time Warner	D	-2.89	1.30	GME	Gamestop Corp New	A	2.18	1.30
2008-05-01	500180	Hdfc Bank	C	-1.86	1.70	WWY	Wrigley	A	2.23	1.70
2008-05-01	AET	Aetna	D	-2.88	0.80	BSX	Boston Scientific	B	1.21	0.80
2008-05-01	WB	Wachovia	D	-2.91	0.50					
2008-05-01	C	Citigroup	D	-2.92	0.70					
2008-05-01	TGT	Target	D	-2.87	1.60	IGT	International Game Technology PLC	A	2.16	1.60
2008-05-01	GNW	Genworth Financial	D	-2.89	0.50	MMC	Marsh & Mclennan Cos	A	2.20	0.50
2008-05-01	LVS	Las Vegas Sands Halyk Savings	D	-2.92	1.20					
2008-05-01	HSBK	Bank Of Kazakhstan Gdr	D	-2.85	0.00	DVN	Devon Energy	A	2.23	0.00
2008-05-01	NUVA	Nuvasive	C	-1.85	0.90	ZBH	Zimmer Biomet	B	1.20	0.90
2008-05-01	BRBY	Burberry	D	-2.89	0.40	CHRW	C.h.robinson Worldwide	A	2.23	0.40
2008-05-01	9513	Electric Power Development	D	-2.90	0.40					
2008-05-01	ADM	Admiral	D	-2.87	0.50	BNI	Burlington Northern	A	2.23	0.50
2008-05-01	3231	Wistron	C	-1.87	0.60	TYC	Tyco International	A	2.23	0.60
2008-05-01	GEO	Geox	D	-2.91	0.40					
2008-05-01	PAY	Verifone Systems	D	-2.96	0.20					
2008-05-01	BLY	Boart Longyear	D	-2.88	0.90	ADM	Archer Daniels Midland	A	2.22	0.90
2008-06-02	PHI	Pldt Adr	C	-1.87	0.30	FTR	Frontier Communications	B	1.19	0.30
2008-06-02	KPN	Koninklijke Kpn	D	-2.84	0.70	CNX	Consol Energy	A	2.59	0.70
2008-06-02	AIG	American International	D	-2.91	1.80					
2008-06-02	532174	Icici Bank	D	-2.91	1.60					
2008-06-02	RWE	Rwe	D	-2.86	0.70	HES	Hess	A	2.48	0.70
2008-06-02	AMGN	Amgen	D	-2.87	0.20	GILD	Gilead Sciences	A	2.58	0.20
2008-06-02	NOKIA	Nokia	D	-2.89	0.70	RRC	Range Resources	A	2.44	0.70
2008-06-02	VIV	Vivendi	D	-2.86	0.60	WFT	Weatherford International	A	2.37	0.60
2008-06-02	CS	Axa	D	-2.89	0.20	APA	Apache	A	2.35	0.20
2008-06-02	GLE	Societe Generale	D	-2.93	0.40					
2008-06-02	BAC	Bank Of America	D	-2.89	0.50	SAF	Safeco Corp	A	2.26	0.50
2008-06-02		Tanjong	D	-2.86	0.70	SIAL	Sigma Aldrich	A	2.35	0.70
2008-06-02	BEC	Beckman Coulter	C	-1.85	0.10	ESRX	Express Scripts Holding	A	2.41	0.10
2008-06-02	BK	Bank Of New York Mellon	C	-1.86	0.40	AFL	Aflac	A	2.25	0.40
2008-06-02	DXNS	Dixons Retail	D	-2.96	0.10					
2008-06-02	2308	Delta Electronics	D	-2.89	1.20	MUR	Murphy Oil	A	2.34	1.20
2008-06-02	CCL	Carnival	D	-2.87	0.70	BIG	Big Lots	A	2.41	0.70
2008-06-02	TEL	Pldt	C	-1.85	0.40	OXY	Occidental Petroleum	A	2.34	0.40
2008-06-02	GLO	Globe Telecom	C	-1.88	0.10	X	United States Steel	A	2.34	0.10
2008-06-02	COF	Capital One Financial	D	-2.86	0.40	PGR	Progressive	A	2.22	0.40
2008-06-02	6988	Nitto Denko	D	-2.86	0.60	APC	Anadarko Petroleum	A	2.33	0.60
2008-06-02	2317	Hon Hai Precision Industry	D	-2.88	0.20	EOG	Eog Resources	A	2.32	0.20
2008-06-02	FRX	Forest Laboratories	D	-2.86	0.50	THC	Tenet Healthcare	A	2.32	0.50
2008-06-02	WMH	William Hill	D	-2.90	0.40					
2008-06-02	STT	State Street	C	-1.86	0.50	HPC	Hercules	A	2.22	0.50

Date	Ticker	Name	R	SM	W (%)	Ticker	Name	R	SM	W (%)
2008-06-02	UCG	Unicredit	D	-2.90	0.20					
2008-06-02	LOW	Lowe's Companies	D	-2.85	1.30	HRB	H.& R.block	A	2.23	1.30
2008-06-02	ROG	Roche	D	-2.85	1.30	STR	Questar Corp	A	2.32	1.30
2008-06-02	FLEX	Flex	D	-2.87	0.20	DE	Deere	A	2.39	0.20
2008-06-02	MNT	Mentor Corp	D	-2.90	0.00	BAX	Baxter International	A	2.28	0.00
2008-06-02	MSFT	Microsoft	D	-2.85	1.50	LSI	LSI	A	2.30	1.50
2008-06-02	HRX	Hypo Real Estate Holdings	D	-2.93	0.00					
2008-06-02	RHI	Robert Half International	D	-2.85	0.30	R	Ryder System	A	2.31	0.30
2008-06-02	TLKM	Telekomunikasi Indonesia	D	-2.90	0.30	ESV	Ensco	A	2.30	0.30
2008-06-02	TDS	Telephone And Data Systems	D	-2.89	0.70	VZ	Verizon Communications	B	1.18	0.70
2008-06-02	SIRO	Sirona Dental Systems	D	-2.86	0.50	BSX	Boston Scientific	A	2.20	0.50
2008-06-02	INGA	ING	D	-2.88	0.40	PEP	Pepsico	A	2.30	0.40
2008-06-02	ESND	Essendant	D	-2.90	0.20					
2008-06-02	VAR	Varian Medical Systems	C	-1.85	0.70	BCR	C R Bard	A	2.20	0.70
2008-06-02	WFC	Wells Fargo	D	-2.86	1.30	EQR	Equity Residential	A	2.21	1.30
2008-06-02	BELA	Jumbo	D	-2.88	0.50	IBM	IBM	A	2.29	0.50
2008-06-02	RICHT	Chemical Works Of Gedeon Richter	D	-2.86	0.50	TT	Trane	A	2.29	0.50
2008-06-02	LTM	Life Time Fitness	D	-2.90	0.10	WMT	Wal-mart Stores	A	2.23	0.10
2008-06-02	ITX	Industria De Diseno Textil	D	-2.90	0.50					
2008-06-02	S	Sprint Nextel	D	-2.93	0.30					
2008-06-02	MGM	Mgm Resorts International	D	-2.92	0.10					
2008-06-02	QWST	Qwest Communications	D	-2.92	0.50					
2008-06-02	UNH	Unitedhealth	D	-2.90	0.30					
2008-06-02	WFM	Whole Foods Market	D	-2.91	0.70					
2008-06-02	VIE	Veolia Environnement	D	-2.89	1.10	PPL	Ppl	A	2.28	1.10
2008-06-02	CAH	Cardinal Health	D	-2.88	0.30	CVS	Cvs Health	A	2.20	0.30
2008-06-02	MWW	Monster Worldwide	D	-2.93	0.90					
2008-06-02	AHG	Apria Healthcare Group	D	-2.88	0.10	CELG	Celgene	A	2.19	0.10
2008-06-02	SKY	Sky	D	-2.88	0.80	CSX	Csx	A	2.28	0.80
2008-06-02	TWX	Time Warner	D	-2.89	1.40	TJX	Tjx Companies	A	2.20	1.40
2008-06-02	CTCM	CTC Media	C	-1.85	0.50	YUM	Yum Brands	A	2.20	0.50
2008-06-02	500180	Hdfc Bank	C	-1.88	1.50	EXC	Exelon	A	2.28	1.50
2008-06-02	AET	Aetna	D	-2.87	0.80	BIIB	Biogen	A	2.19	0.80
2008-06-02	WB	Wachovia	D	-2.93	0.40					
2008-06-02	C	Citigroup	D	-2.94	0.60					
2008-06-02	TGT	Target	D	-2.87	1.70	AZO	Autozone	A	2.19	1.70
2008-06-02	GNW	Genworth Financial	D	-2.90	0.40					
2008-06-02	LVS	Las Vegas Sands	D	-2.92	1.20					
2008-06-02	9513	Electric Power Development	D	-2.90	0.40	GR	Goodrich	A	2.28	0.40
2008-06-02	ADM	Admiral	D	-2.87	0.50	NBR	Nabors Industries	A	2.28	0.50
2008-06-02	3231	Wistron	C	-1.88	0.60	HAS	Hasbro	A	2.28	0.60
2008-06-02	GEO	Geox	D	-2.92	0.40					
2008-06-02	PAY	Verifone Systems Grupo	D	-2.95	0.30					
2008-06-02	PAC	Aeropuerto Del Pacifico Adr	D	-2.88	0.10	FLR	Fluor	A	2.29	0.10
2008-07-01	PHI	PlDdt Adr	C	-1.88	0.30	CTL	Centurylink	B	1.19	0.30
2008-07-01	KPN	Koninklijke Kpn	D	-2.85	0.70	MEE	Massey Energy Corp	A	2.80	0.70
2008-07-01	532174	Icici Bank	D	-2.93	1.20					
2008-07-01		Bayer	D	-2.85	0.60	CNX	Consol Energy	A	2.64	0.60
2008-07-01	NOKIA	Nokia	D	-2.91	0.60					
2008-07-01	VIV	Vivendi	D	-2.87	0.60	SWN	Southwestern Energy	A	2.56	0.60
2008-07-01	CS	Axa	D	-2.91	0.20					
2008-07-01		Tanjong	D	-2.88	0.70	HES	Hess	A	2.48	0.70
2008-07-01	BEC	Beckman Coulter	C	-1.85	0.10	GILD	Gilead Sciences	A	2.56	0.10

Date	Ticker	Name	R	SM	W (%)	Ticker	Name	R	SM	W (%)
2008-07-01	BK	Bank Of New York Mellon	D	-2.87	0.40	SAF	Safeco Corp	A	2.26	0.40
2008-07-01	DXNS	Dixons Retail	D	-2.97	0.10	RRC	Range Resources	A	2.45	1.20
2008-07-01	2308	Delta Electronics	D	-2.89	1.20	BIG	Big Lots	A	2.42	0.60
2008-07-01	CCL	Carnival	D	-2.90	0.60	WFT	Weatherford International	A	2.40	0.40
2008-07-01	TEL	Pldt	D	-2.87	0.40	APA	Apache	A	2.37	0.50
2008-07-01	RAND	Randstad	D	-2.88	0.50	MUR	Murphy Oil	A	2.37	0.10
2008-07-01	GLO	Globe Telecom	D	-2.89	0.10	COG	Cabot Oil & Gas	A	2.36	0.60
2008-07-01	2325	Siliconware Precision Industries	D	-2.87	0.60	STR	Questar Corp	A	2.36	0.50
2008-07-01	6988	Nitto Denko	D	-2.89	0.50	ESRX	Express Scripts Holding	A	2.35	0.60
2008-07-01	2317	Hon Hai Precision Industry	D	-2.90	0.10	AFL	Aflac	A	2.24	0.50
2008-07-01	FRX	Forest Laboratories	D	-2.86	0.60	X	United States Steel	A	2.35	0.60
2008-07-01	WMH	William Hill	D	-2.92	0.40	WMT	Wal-mart Stores	A	2.22	0.30
2008-07-01	STT	State Street Singapore	C	-1.88	0.50	OXY	Occidental Petroleum	A	2.34	0.20
2008-07-01	Z74	Telecommunications	C	-1.85	0.60	BRCM	Broadcom Corp	A	2.28	1.60
2008-07-01	TSCO	Tractor Supply	D	-2.88	0.30	IBM	IBM	A	2.27	0.20
2008-07-01	UCG	Unicredit	D	-2.92	0.20	DE	Deere	A	2.36	0.60
2008-07-01	ROG	Roche	D	-2.85	0.20	ESV	Ensco	A	2.34	0.10
2008-07-01	MOT	Motorola Solutions	D	-2.94	0.10	EOG	Eog Resources	A	2.33	0.40
2008-07-01	MSFT	Microsoft	D	-2.86	1.60	WU	The Western Union	A	2.21	1.20
2008-07-01	NOVL	Novell	D	-2.86	0.20	NBR	Nabors Industries	A	2.33	0.50
2008-07-01	EXEL	Exelixis	D	-2.94	0.10	APC	Anadarko Petroleum	A	2.32	0.60
2008-07-01	RHI	Robert Half International	D	-2.85	0.60	XMSR	XM Satellite Radio Hold - Cl A	D	-2.91	0.40
2008-07-01	TLKM	Telekomunikasi Indonesia	D	-2.90	0.20	LTM	Life Time Fitness	D	-2.92	0.10
2008-07-01	AKRA	Akr Corporindo	C	-1.84	0.10	ITX	Industria De Diseno Textil	D	-2.91	0.50
2008-07-01	AZM	Azimut	D	-2.93	0.00	S	Sprint Nextel	D	-2.94	0.30
2008-07-01	INGA	ING	D	-2.90	0.40	MGM	Mgm Resorts International	D	-2.95	0.10
2008-07-01	ESND	Essendant	D	-2.91	0.20	EBAY	Ebay	D	-2.86	0.60
2008-07-01	WFC	Wells Fargo	D	-2.88	1.20	QWST	Qwest Communications	D	-2.94	0.40
2008-07-01	BELA	Jumbo	D	-2.89	0.50	ARRY	Array Biopharma	D	-2.93	0.10
2008-07-01	RICHT	Chemical Works Of Gedeon Richter	D	-2.87	0.60	UNH	Unitedhealth	D	-2.93	0.30
2008-07-01	XMSR	XM Satellite Radio Hold - Cl A	D	-2.91	0.40	WFM	American Intl Whole Foods Market	D	-2.94	0.10
2008-07-01	LTM	Life Time Fitness	D	-2.92	0.10	ICUI	Icu Medical	D	-2.93	0.60
2008-07-01	ITX	Industria De Diseno Textil	D	-2.91	0.50	VIE	Veolia Environnement	D	-2.91	0.90
2008-07-01	S	Sprint Nextel	D	-2.94	0.30	CAH	Cardinal Health	D	-2.89	0.30
2008-07-01	MGM	Mgm Resorts International	D	-2.95	0.10	531344	Corporation Of India	D	-2.86	0.10
2008-07-01	EBAY	Ebay	D	-2.86	0.60	MWW	Monster Worldwide	D	-2.95	0.30
2008-07-01	QWST	Qwest Communications	D	-2.94	0.40	AHG	Apria Healthcare Group	D	-2.86	0.10
2008-07-01	ARRY	Array Biopharma	D	-2.93	0.10	SKY	Sky	D	-2.89	1.10
2008-07-01	UNH	Unitedhealth	D	-2.93	0.30	TWX	Time Warner	D	-2.89	1.30
2008-07-01	WFM	American Intl Whole Foods Market	D	-2.94	0.10	WOR	Worleyparsons	C	-1.88	1.20
2008-07-01	ICUI	Icu Medical	D	-2.90	0.00	UTDI	United Internet	D	-2.87	0.50
2008-07-01	VIE	Veolia Environnement	D	-2.91	0.90					
2008-07-01	CAH	Cardinal Health	D	-2.89	0.30	KR	Kroger	A	2.21	0.30
2008-07-01	531344	Corporation Of India	D	-2.86	0.10	CHK	Chesapeake Energy	A	2.31	0.10
2008-07-01	MWW	Monster Worldwide	D	-2.95	0.30	THC	Tenet Healthcare	A	2.30	0.10
2008-07-01	AHG	Apria Healthcare Group	D	-2.86	0.10	BTU	Peabody Energy Corp	A	2.30	1.10
2008-07-01	SKY	Sky	D	-2.89	1.10	WEN.2	Wendy's Intl	A	2.20	1.30
2008-07-01	TWX	Time Warner	D	-2.89	1.30	PPL	Ppl	A	2.30	1.20
2008-07-01	WOR	Worleyparsons	C	-1.88	1.20	NOV	National Oilwell Varco	A	2.29	0.50
2008-07-01	UTDI	United Internet	D	-2.87	0.50					

Date	Ticker	Name	R	SM	W (%)	Ticker	Name	R	SM	W (%)
2008-07-01	CTCM	CTC Media	C	-1.87	0.50	TJX	Tjx Companies	A	2.20	0.50
2008-07-01	500180	Hdfc Bank	C	-1.91	1.00	EXC	Exelon	A	2.29	1.00
2008-07-01	AET	Aetna	D	-2.89	0.80	BAX	Baxter International	A	2.30	0.80
2008-07-01	WSM	Williams-sonoma	D	-2.88	0.10	LUV	Southwest Airlines	A	2.19	0.10
2008-07-01	C	Citigroup	D	-2.95	0.60					
2008-07-01	GNW	Genworth Financial	D	-2.92	0.40					
2008-07-01	LVS	Las Vegas Sands	D	-2.95	0.90					
2008-07-01	HSBK	Halyk Savings Bank Of Kazakhstan Gdr	D	-2.86	0.00	PEP	Pepsico	A	2.29	0.00
2008-07-01	UPS	United Parcel Service	D	-2.87	0.40	FLR	Fluor	A	2.30	0.40
2008-07-01	ADM	Admiral	D	-2.89	0.50	HAL	Halliburton	A	2.28	0.50
2008-07-01	GEO	Geox	D	-2.94	0.50					
2008-07-01	PAY	Verifone Systems Grupo	D	-2.96	0.20					
2008-07-01	PAC	Aeroportuario Del Pacifico Adr	D	-2.90	0.20	R	Ryder System	A	2.29	0.20
2008-08-01	AAPL	Apple	C	-1.86	2.70	LSI	LSI	A	2.30	2.70
2008-08-01	PHI	Pldt Adr	D	-2.87	0.30	CTL	Centurylink	B	1.20	0.30
2008-08-01	KPN	Koninklijke Kpn	D	-2.85	0.70	MEE	Massey Energy Corp	A	2.66	0.70
2008-08-01	BBDC4	Banco Bradesco	C	-1.87	1.50	SWN	Southwestern Energy	A	2.42	1.50
2008-08-01	532174	Icici Bank	D	-2.93	1.40					
2008-08-01	SCHA	Schibsted	D	-2.87	0.30	HES	Hess	A	2.38	0.30
2008-08-01	NOKIA	Nokia	D	-2.90	0.70	WFT	Weatherford International	A	2.32	0.70
2008-08-01	CIM	Cimic	C	-1.88	0.60	X	United States Steel	A	2.30	0.60
2008-08-01	CS	Axa	D	-2.91	0.20					
2008-08-01	AXP	American Express	D	-2.88	0.80	SAF	Safeco Corp	A	2.26	0.80
2008-08-01		Tanjong	D	-2.89	0.70	HAS	Hasbro	A	2.30	0.70
2008-08-01	BEC	Beckman Coulter	C	-1.85	0.10	GILD	Gilead Sciences	A	2.58	0.10
2008-08-01	BK	Bank Of New York Mellon	D	-2.88	0.40	WU	The Western Union	A	2.23	0.40
2008-08-01	DXNS	Dixons Retail	D	-2.97	0.10					
2008-08-01	2308	Delta Electronics	D	-2.90	1.20	ESV	Enesco	A	2.29	1.20
2008-08-01	CCL	Carnival	D	-2.88	0.70	BIG	Big Lots	A	2.41	0.70
2008-08-01	TEL	Pldt	D	-2.86	0.40	OXY	Occidental Petroleum	A	2.29	0.40
2008-08-01	RAND	Randstad	D	-2.90	0.40	MUR	Murphy Oil	A	2.29	0.40
2008-08-01	GLO	Globe Telecom	D	-2.89	0.10	AKS	Ak Steel	A	2.28	0.10
2008-08-01	494	Li & Fung	D	-2.87	0.70	ROH	Rohm & Haas	A	2.28	0.70
2008-08-01	COF	Capital One Financial	D	-2.86	0.40	EQR	Equity Residential	A	2.22	0.40
2008-08-01	2325	Siliconware Precision Industries	D	-2.88	0.50	DHR	Danaher	A	2.27	0.50
2008-08-01	6988	Nitto Denko	D	-2.91	0.40					
2008-08-01	DIS	Walt Disney	C	-1.85	0.60	FDO	Family Dollar Stores	A	2.25	0.60
2008-08-01	2317	Hon Hai Precision Industry	D	-2.90	0.10					
2008-08-01	EMC	EMC Corp	D	-2.86	1.20	CPWR	Compuware Corp	A	2.29	1.20
2008-08-01	FRX	Forest Laboratories	D	-2.86	0.60	ESRX	Express Scripts Holding	A	2.39	0.60
2008-08-01	WMH	William Hill	D	-2.92	0.40					
2008-08-01	STT	State Street	C	-1.86	0.60	TROW	T Rowe Price	A	2.22	0.60
2008-08-01	HCBK	Hudson City Bancorp Singapore	C	-1.84	0.80	PGR	Progressive	A	2.22	0.80
2008-08-01	Z74	Telecommunications	D	-2.85	0.60	CMI	Cummins	A	2.26	0.60
2008-08-01	EBS	Erste Group Bank	D	-2.86	0.30	QLGC	QLogic Corp	A	2.26	0.30
2008-08-01	532555	Ntpc	D	-2.90	0.10	NOV	National Oilwell Varco	A	2.26	0.10
2008-08-01	UCG	Unicredit	D	-2.92	0.20					
2008-08-01	LLTC	Linear Technology	C	-1.86	0.30	IBM	IBM	A	2.29	0.30
2008-08-01	LOW	Lowe's Companies	D	-2.86	1.00	HRB	H.& R.block	A	2.24	1.00
2008-08-01	MOT	Motorola Solutions	D	-2.92	0.10					
2008-08-01	MSFT	Microsoft	D	-2.87	1.60	EDS	Electronic Data Systems-EDS	A	2.26	1.60
2008-08-01	NOVL	Novell	D	-2.87	0.20	BRCM	Broadcom Corp	A	2.24	0.20

Date	Ticker	Name	R	SM	W (%)	Ticker	Name	R	SM	W (%)
2008-08-01	EXEL	Exelixis	D	-2.90	0.10					
2008-08-01	PAYX	Paychex	D	-2.85	0.60	DE	Deere	A	2.34	0.60
2008-08-01	TLKM	Telekomunikasi Indonesia	D	-2.90	0.20	STR	Questar Corp	A	2.25	0.20
2008-08-01	VSEA	Varian Semiconductor Equipment	D	-2.88	0.10	QCOM	Qualcomm	A	2.23	0.10
2008-08-01	TDS	Telephone And Data Systems	D	-2.86	0.70	FTR	Frontier Communications	B	1.19	0.70
2008-08-01	AKRA	Akr Corporindo	C	-1.86	0.10	APC	Anadarko Petroleum	A	2.25	0.10
2008-08-01	AZM	Azimut	D	-2.94	0.00					
2008-08-01	INGA	ING	D	-2.89	0.40	FLR	Fluor	A	2.25	0.40
2008-08-01	ESND	Essendant	D	-2.90	0.30	JBL	Jabil Circuit	A	2.31	0.30
2008-08-01	BELA	Jumbo Millicom	D	-2.90	0.50	PPL	Ppl	A	2.25	0.50
2008-08-01	MIC SDB	International Cellular	C	-1.90	0.00	BUD	Anheuser-Busch	A	2.25	0.00
2008-08-01	LTM	Life Time Fitness	D	-2.92	0.10					
2008-08-01	ITX	Industria De Diseno Textil	D	-2.91	0.50					
2008-08-01	S	Sprint Nextel	D	-2.94	0.30					
2008-08-01	MGM	Mgm Resorts International	D	-2.95	0.10					
2008-08-01	WDI	Wirecard	D	-2.93	0.40					
2008-08-01	2409	Au Optronics	D	-2.90	0.10	EXC	Exelon	A	2.24	0.10
2008-08-01	EBAY	Ebay	D	-2.88	0.60	LUV	Southwest Airlines	A	2.23	0.60
2008-08-01	MTN	Mtn	C	-1.87	0.60	NBR	Nabors Industries	A	2.24	0.60
2008-08-01	QWST	Qwest Communications	D	-2.94	0.40					
2008-08-01	UNH	Unitedhealth	D	-2.92	0.30					
2008-08-01		American Intl	D	-2.94	0.10					
2008-08-01	WFM	Whole Foods Market	D	-2.93	0.60					
2008-08-01	ICUI	Icu Medical	D	-2.88	0.00	THC	Tenet Healthcare	A	2.32	0.00
2008-08-01	VIE	Veolia Environnement	D	-2.92	0.90					
2008-08-01	BBBY	Bed Bath & Beyond	D	-2.86	0.80	WMT	Wal-mart Stores	A	2.23	0.80
2008-08-01	TWTC	tw telecom	D	-2.88	0.30	ADBE	Adobe Systems	A	2.22	0.30
2008-08-01	CAH	Cardinal Health	D	-2.88	0.30	TJX	Tjx Companies	A	2.21	0.30
2008-08-01	MTB	M&t Bank	D	-2.88	0.50	HPC	Hercules	A	2.22	0.50
2008-08-01	531344	Container Corporation Of India	D	-2.85	0.10	WWY	Wrigley	A	2.24	0.10
2008-08-01	MWW	Monster Worldwide	D	-2.95	0.30					
2008-08-01	JPM	Jpmorgan Chase	D	-2.86	0.60	SCHW	Charles Schwab	A	2.21	0.60
2008-08-01	AHG	Apria Healthcare Group	D	-2.86	0.10	BAX	Baxter International	A	2.31	0.10
2008-08-01	SKY	Sky	D	-2.90	1.10	HAL	Halliburton	A	2.24	1.10
2008-08-01	TWX	Time Warner	D	-2.90	1.30	AZO	Autozone	A	2.20	1.30
2008-08-01	WOR	Worleyparsons	D	-2.90	1.00					
2008-08-01	UTDI	United Internet	D	-2.87	0.50	NSC	Norfolk Southern	A	2.24	0.50
2008-08-01	RBI	Raiffeisen Bank International	D	-2.88	0.30	COG	Cabot Oil & Gas	A	2.24	0.30
2008-08-01	CTCM	CTC Media	C	-1.88	0.50	KR	Kroger	A	2.20	0.50
2008-08-01	500180	Hdfc Bank	D	-2.90	1.20	BJS	BJ Services Co	A	2.24	1.20
2008-08-01	AET	Aetna	D	-2.89	0.80	CELG	Celgene	A	2.23	0.80
2008-08-01	WSM	Williams-sonoma	D	-2.89	0.10	MCD	Mcdonald's	A	2.19	0.10
2008-08-01	C	Citigroup	D	-2.94	0.60					
2008-08-01	TGT	Target	D	-2.86	1.00	SPLS	Staples	A	2.18	1.00
2008-08-01	GNW	Genworth Financial	D	-2.93	0.40					
2008-08-01	LVS	Las Vegas Sands	D	-2.95	0.90					
2008-08-01	HSBK	Halyk Savings Bank Of Kazakhstan Gdr	D	-2.88	0.00	SNA	Snap-on	A	2.23	0.00
2008-08-01	SAN	Banco Santander	D	-2.86	0.70	CHK	Chesapeake Energy	A	2.23	0.70
2008-08-01	UPS	United Parcel Service	D	-2.86	0.40	R	Ryder System	A	2.28	0.40
2008-08-01	GFNOR-TEO	Grupo Financiero Banorte	C	-1.85	0.60	DOV	Dover	A	2.23	0.60

Date	Ticker	Name	R	SM	W (%)	Ticker	Name	R	SM	W (%)
2008-08-01	3988	Bank Of China	D	-2.85	1.00	BTU	Peabody Energy Corp	A	2.23	1.00
2008-08-01	BRBY	Burberry	D	-2.86	0.40	KG	King Pharmaceuticals	A	2.23	0.40
2008-08-01	GEO	Geox	D	-2.93	0.60					
2008-08-01	PAC	Aeropuerto Del Pacifico Adr	D	-2.90	0.20	CSX	Csx	A	2.27	0.20
2008-09-01	AAPL	Apple	C	-1.85	2.90	CPWR	Compuware Corp	A	2.30	2.90
2008-09-01	PHI	Pldt Adr	D	-2.87	0.30	CTL	Centurylink	A	2.21	0.30
2008-09-01	KPN	Koninklijke Kpn	D	-2.84	0.70	SWN	Southwestern Energy	A	2.44	0.70
2008-09-01	BBDC4	Banco Bradesco	D	-2.88	1.30	WFT	Weatherford International	A	2.32	1.30
2008-09-01	532174	Icici Bank	D	-2.92	1.40					
2008-09-01	SCHA	Schibsted	D	-2.88	0.20	BAX	Baxter International	A	2.31	0.20
2008-09-01	TEL	Telenor	D	-2.87	0.60	BRL	Barr Pharmaceuticals	A	2.30	0.60
2008-09-01		Bayer	D	-2.84	0.60	HAS	Hasbro	A	2.29	0.60
2008-09-01	NOKIA	Nokia	D	-2.90	0.70					
2008-09-01	VIV	Vivendi	D	-2.84	0.60	MUR	Murphy Oil	A	2.28	0.60
2008-09-01	CIM	Cimic	D	-2.86	0.70	ESV	Ensco	A	2.28	0.70
2008-09-01	CS	Axa	D	-2.90	0.20	ROH	Rohm & Haas	A	2.28	0.20
2008-09-01	AXP	American Express	D	-2.87	0.90	SAF	Safeco Corp	A	2.27	0.90
2008-09-01		Tanjong	D	-2.89	0.60	DHR	Danaher	A	2.28	0.60
2008-09-01	BK	Bank Of New York Mellon	D	-2.88	0.40	PNC	Pnc Financial Services	A	2.24	0.40
2008-09-01	DXNS	Dixons Retail	D	-2.96	0.10					
2008-09-01	2308	Delta Electronics	D	-2.90	1.20	CSX	Csx	A	2.27	1.20
2008-09-01	CCL	Carnival	D	-2.85	0.70	BIG	Big Lots	A	2.39	0.70
2008-09-01	RAND	Randstad	D	-2.87	0.50	APC	Anadarko Petroleum	A	2.27	0.50
2008-09-01	GLO	Globe Telecom	D	-2.90	0.10	QLGC	QLogic Corp	A	2.26	0.10
2008-09-01	494	Li & Fung	D	-2.88	0.60	X	United States Steel	A	2.26	0.60
2008-09-01	COF	Capital One Financial	D	-2.85	0.40	WU	The Western Union	A	2.23	0.40
2008-09-01	2325	Siliconware Precision Industries	D	-2.87	0.50	LEG	Leggett & Platt	A	2.26	0.50
2008-09-01	6988	Nitto Denko	D	-2.91	0.40					
2008-09-01	2317	Hon Hai Precision Industry	D	-2.90	0.10					
2008-09-01	69	Shangri-la Asia	D	-2.91	0.30					
2008-09-01	EMC	EMC Corp	D	-2.86	1.20	LSI	LSI	A	2.29	1.20
2008-09-01	WMH	William Hill	D	-2.93	0.40					
2008-09-01	STT	State Street	D	-2.87	0.60	HPC	Hercules	A	2.23	0.60
2008-09-01	HCBK	Hudson City Bancorp Singapore	C	-1.84	0.80	TROW	T Rowe Price	A	2.22	0.80
2008-09-01	Z74	Telecommunications	D	-2.85	0.60	CMI	Cummins	A	2.25	0.60
2008-09-01	532555	Ntpc	D	-2.90	0.10	STR	Questar Corp	A	2.25	0.10
2008-09-01	UCG	Unicredit	D	-2.92	0.20					
2008-09-01	LLTC	Linear Technology	C	-1.85	0.30	IBM	IBM	A	2.28	0.30
2008-09-01	FLEX	Flex	D	-2.87	0.20	JBL	Jabil Circuit	A	2.31	0.20
2008-09-01	MNT	Mentor Corp	D	-2.87	0.10	GILD	Gilead Sciences	A	2.56	0.10
2008-09-01	MSFT	Microsoft	D	-2.86	1.70	BRCM	Broadcom Corp	A	2.24	1.70
2008-09-01	EXEL	Exelixis	D	-2.92	0.10					
2008-09-01		E.ON AG	D	-2.85	0.10	FLR	Fluor	A	2.25	0.10
2008-09-01	SZE	Suez	C	-1.85	0.90	NSC	Norfolk Southern	A	2.25	0.90
2008-09-01	TLKM	Telekomunikasi Indonesia Varian	D	-2.90	0.20	BUD	Anheuser-Busch	A	2.25	0.20
2008-09-01	VSEA	Semiconductor Equipment	D	-2.87	0.10	ADBE	Adobe Systems	A	2.23	0.10
2008-09-01	TDS	Telephone And Data Systems	D	-2.87	0.60	FTR	Frontier Communications	A	2.21	0.60
2008-09-01	AKRA	Akr Corporindo	C	-1.84	0.10	PPL	Ppl	A	2.25	0.10
2008-09-01	AZM	Azimut	D	-2.93	0.00					
2008-09-01	TXN	Texas Instruments	D	-2.88	0.30	XLNX	Xilinx	A	2.23	0.30
2008-09-01	INGA	ING	D	-2.89	0.40	EXC	Exelon	A	2.25	0.40
2008-09-01	BELA	Jumbo	D	-2.90	0.50					
2008-09-01	ARTC	ArthroCare Corp	D	-2.91	0.10					



Date	Ticker	Name	R	SM	W (%)	Ticker	Name	R	SM	W (%)
2008-09-01	RIGHT	Chemical Works Of Gedeon Richter	D	-2.85	0.60	WWY	Wrigley	A	2.24	0.60
2008-09-01	MIC	Millicom International Cellular	D	-2.88	0.00	AW	Allied Waste	A	2.24	0.00
2008-09-01	LTM	Life Time Fitness	D	-2.91	0.10					
2008-09-01	ITX	Industria De Diseno Textil	D	-2.90	0.50					
2008-09-01	S	Sprint Nextel	D	-2.94	0.30					
2008-09-01	MGM	Mgm Resorts International	D	-2.94	0.10					
2008-09-01	WDI	Wirecard	D	-2.90	0.50					
2008-09-01	CSCO	Cisco Systems	D	-2.85	3.00	ALTR	Altera Corp.	A	2.22	3.00
2008-09-01	2409	Au Optronics	D	-2.90	0.10	SNA	Snap-on	A	2.24	0.10
2008-09-01	EBAY	Ebay	D	-2.87	0.60	RSHCQ	RS Legacy Corp	A	2.26	0.60
2008-09-01	MTN	Mtn	C	-1.88	0.60	NOV	National Oilwell Varco	A	2.24	0.60
2008-09-01	QWST	Qwest Communications	D	-2.94	0.40					
2008-09-01	UNH	Unitedhealth	D	-2.91	0.30					
2008-09-01		American Intl	D	-2.95	0.10					
2008-09-01	WFM	Whole Foods Market	D	-2.94	0.50					
2008-09-01	MONY	Moneysupermarket.com	D	-2.94	0.20					
2008-09-01	VIE	Veolia Environnement	D	-2.91	0.90					
2008-09-01	LOGN	Logitech International	D	-2.86	0.80	COV	Covidien	A	2.24	0.80
2008-09-01	TWTC	tw telecom	D	-2.87	0.30	QCOM	Qualcomm	A	2.22	0.30
2008-09-01	MTB	M&t Bank	D	-2.88	0.50	SCHW	Charles Schwab	A	2.22	0.50
2008-09-01	MWW	Monster Worldwide	D	-2.95	0.30					
2008-09-01	JPM	Jpmorgan Chase	D	-2.86	0.50	EQR	Equity Residential	A	2.21	0.50
2008-09-01	AHG	Apria Healthcare Group	D	-2.86	0.10	ESRX	Express Scripts Holding	A	2.41	0.10
2008-09-01	SKY	Sky	D	-2.89	1.10	NBR	Nabors Industries	A	2.24	1.10
2008-09-01	WOR	Worleyparsons	D	-2.88	1.20	UNP	Union Pacific	A	2.24	1.20
2008-09-01	UTDI	United Internet	D	-2.89	0.40	COG	Cabot Oil & Gas	A	2.23	0.40
2008-09-01	RBI	Raiffeisen Bank International	D	-2.89	0.30	BNI	Burlington Northern	A	2.23	0.30
2008-09-01	CTCM	CTC Media	D	-2.90	0.40	FDO	Family Dollar Stores	A	2.26	0.40
2008-09-01	2388	Boc Hong Kong	D	-2.86	0.60	GAS	Nicor	A	2.23	0.60
2008-09-01	WFR	SunEdison	D	-2.91	0.10					
2008-09-01	500180	Hdfc Bank	D	-2.88	1.40	WMT	Wal-mart Stores	A	2.23	1.40
2008-09-01	AET	Aetna	D	-2.84	0.90	THC	Tenet Healthcare	A	2.32	0.90
2008-09-01	WSM	Williams-sonoma	D	-2.89	0.10	HRB	H.& R.block	A	2.25	0.10
2008-09-01	C	Citigroup	D	-2.94	0.60					
2008-09-01	DTAC	Total Access Communication	C	-1.86	0.30	DOV	Dover	A	2.23	0.30
2008-09-01	GNW	Genworth Financial	D	-2.93	0.40					
2008-09-01	LVS	Las Vegas Sands	D	-2.95	0.90					
2008-09-01	HSBK	Halyk Savings Bank Of Kazakhstan Gdr	D	-2.91	0.00					
2008-09-01	SAN	Banco Santander	D	-2.86	0.70	JNY	Jones Group	A	2.23	0.70
2008-09-01	UPS	United Parcel Service	D	-2.86	0.40	R	Ryder System	A	2.28	0.40
2008-09-01	GFNOR-TEO	Grupo Financiero Banorte	D	-2.86	0.60	HAL	Halliburton	A	2.23	0.60
2008-09-01	3988	Bank Of China	D	-2.86	0.90	TJX	Tjx Companies	A	2.23	0.90
2008-09-01	9513	Electric Power Development	C	-1.84	0.40	LUV	Southwest Airlines	A	2.23	0.40
2008-09-01	GEO	Geox Grupo	D	-2.92	0.60					
2008-09-01	PAC	Aeroportuario Del Pacifico Adr	D	-2.90	0.20					
2008-09-01	GOOGL	Alphabet	D	-2.87	3.20	ACS	Affiliated Computer	A	2.22	3.20
2008-10-01	AAPL	Apple	C	-1.90	2.50	IBM	IBM	A	2.25	2.50
2008-10-01	KPN	Koninklijke Kpn	D	-2.85	0.60	LEG	Leggett & Platt	A	2.26	0.60

Date	Ticker	Name	R	SM	W (%)	Ticker	Name	R	SM	W (%)
2008-10-01	NVDA	Nvidia	D	-2.96	0.60					
2008-10-01	BBDC4	Banco Bradesco	D	-2.87	1.40	ROH	Rohm & Haas	A	2.26	1.40
2008-10-01	532174	Icici Bank	D	-2.94	0.60					
2008-10-01	SCHA	Schibsted	D	-2.91	0.20					
2008-10-01	TEL	Telenor	D	-2.90	0.50	WWY	Wrigley	A	2.24	0.50
2008-10-01	NOKIA	Nokia	D	-2.92	0.60					
2008-10-01	VIV	Vivendi	D	-2.86	0.60	BUD	Anheuser-Busch	A	2.24	0.60
2008-10-01	CIM	Cimic	D	-2.88	0.60	PHM	Pultegroup	A	2.24	0.60
2008-10-01	OPAP	Opap Br	D	-2.87	0.10	GAS	Nicor	A	2.23	0.10
2008-10-01	AXP	American Express	D	-2.88	1.30	PNC	Pnc Financial Services	A	2.26	1.30
2008-10-01		Tanjong	D	-2.89	0.70	COV	Covidien	A	2.23	0.70
2008-10-01	BK	Bank Of New York Mellon	D	-2.89	0.40	BBT	Bb&t	A	2.24	0.40
2008-10-01	DMGT	Daily Mail & General Trust	D	-2.87	0.40	FAST	Fastenal	A	2.23	0.40
2008-10-01	2308	Delta Electronics	D	-2.89	1.30	APOL	Apollo Educat Grp	A	2.23	1.30
2008-10-01	RAND	Randstad	D	-2.89	0.40	EQR	Equity Residential	A	2.22	0.40
2008-10-01	CM-CSA	Comcast	C	-1.86	0.20	BIG	Big Lots	A	2.36	0.20
2008-10-01	MON	Monsanto	C	-1.89	0.30	HAS	Hasbro	A	2.26	0.30
2008-10-01	992	Lenovo	D	-2.92	0.40					
2008-10-01	494	Li & Fung	D	-2.91	0.60					
2008-10-01	2325	Precision Siliconware Industries	D	-2.89	0.50	NSC	Norfolk Southern	A	2.22	0.50
2008-10-01	6988	Nitto Denko	D	-2.93	0.20					
2008-10-01	MCHP	Microchip Technology	D	-2.87	0.30	CPWR	Compuware Corp	A	2.25	0.30
2008-10-01	69	Shangri-la Asia	D	-2.93	0.30					
2008-10-01	EMC	EMC Corp	D	-2.89	1.10	LSI	LSI	A	2.23	1.10
2008-10-01	ENGI	Engie	D	-2.86	0.80	DVA	Davita	A	2.22	0.80
2008-10-01	WMH	William Hill	D	-2.94	0.30					
2008-10-01	STT	State Street	D	-2.87	0.60	SCHW	Charles Schwab	A	2.22	0.60
2008-10-01	PTEN	Patterson-uti Energy Singapore	C	-1.91	0.50	SWN	Southwestern Energy	A	2.35	0.50
2008-10-01	Z74	Telecommunications	D	-2.87	0.60	PSA	Public Storage	A	2.22	0.60
2008-10-01	KLAC	Kla-tencor	D	-2.89	0.20	ACS	Affiliated Computer	A	2.21	0.20
2008-10-01	UCG	Unicredit	D	-2.94	0.10					
2008-10-01	LLTC	Linear Technology	C	-1.87	0.40	ADBE	Adobe Systems	A	2.21	0.40
2008-10-01	FLEX	Flex	D	-2.90	0.10	APH	Amphenol	A	2.33	0.10
2008-10-01	MNT	Mentor Corp	D	-2.87	0.10	GILD	Gilead Sciences	A	2.49	0.10
2008-10-01	MSFT	Microsoft	D	-2.86	2.70	ALTR	Altera Corp.	A	2.20	2.70
2008-10-01	NOVL	Novell	D	-2.86	0.20	INTU	Intuit	A	2.19	0.20
2008-10-01		E.ON AG	D	-2.87	0.30	CPB	Campbell Soup	A	2.22	0.30
2008-10-01	OMC	Omnicom	D	-2.87	0.60	FDO	Family Dollar Stores	A	2.26	0.60
2008-10-01	TLKM	Telekomunikasi Indonesia	D	-2.91	0.20					
2008-10-01	SII	Smith International	C	-1.89	1.50	MUR	Murphy Oil	A	2.22	1.50
2008-10-01	SLB	Schlumberger	C	-1.88	3.50	APC	Anadarko Petroleum	A	2.21	3.50
2008-10-01	VSEA	Varian Semiconductor Equipment	D	-2.90	0.10	QCOM	Qualcomm	A	2.17	0.10
2008-10-01	TDS	Telephone And Data Systems	D	-2.87	0.70	CTL	Centurylink	A	2.20	0.70
2008-10-01	TXN	Texas Instruments	D	-2.89	0.30	DELL	Dell	A	2.15	0.30
2008-10-01	INGA	ING	D	-2.92	0.10					
2008-10-01	BELA	Jumbo	D	-2.93	0.40					
2008-10-01	ARTC	ArthroCare Corp	D	-2.90	0.20	ESRX	Express Scripts Holding	A	2.41	0.20
2008-10-01	RICHT	Chemical Works Of Gedeon Richter	D	-2.85	0.60	QLGC	QLogic Corp	A	2.22	0.60
2008-10-01	S	Sprint Nextel	D	-2.95	0.30					
2008-10-01	MGM	Mgm Resorts International	D	-2.96	0.30					
2008-10-01	WDI	Wirecard	D	-2.93	0.60					
2008-10-01	CSCO	Cisco Systems	D	-2.87	3.50	EK	Eastman Kodak	B	1.21	3.50



Date	Ticker	Name	R	SM	W (%)	Ticker	Name	R	SM	W (%)
2008-10-01	2409	Au Optronics	D	-2.90	0.10	PTV	Pactiv Corp	A	2.22	0.10
2008-10-01	EBAY	Ebay	D	-2.89	0.50	WMT	Wal-mart Stores	A	2.24	0.50
2008-10-01	MTN	Mtn	D	-2.88	0.60	GIS	General Mills	A	2.21	0.60
2008-10-01	QWST	Qwest Communications	D	-2.95	0.50					
2008-10-01	BMRI	Bank Mandiri	D	-2.89	0.80	JNY	Jones Group	A	2.21	0.80
2008-10-01	MONY	Moneysupermar- ket.com	D	-2.96	0.10					
2008-10-01	VIE	Veolia Environnement	D	-2.93	0.80					
2008-10-01	MBT	Mobile Telesystems Adr	D	-2.90	0.90	FTR	Frontier Communications	A	2.19	0.90
2008-10-01	LOGN	Logitech International	D	-2.88	0.80	HCP	Hcp	A	2.21	0.80
2008-10-01	TWTC	tw telecom	D	-2.91	0.30					
2008-10-01	CAH	Cardinal Health	D	-2.85	0.40	HRB	H.& R.block	A	2.23	0.40
2008-10-01	MWW	Monster Worldwide	D	-2.96	0.30					
2008-10-01	AHG	Apria Healthcare Group	D	-2.87	0.20	BAX	Baxter International	A	2.31	0.20
2008-10-01	SKY	Sky	D	-2.90	0.60					
2008-10-01	STJ	St Jude Medical Inc	C	-1.85	0.10	BRL	Barr Pharmaceuticals	A	2.29	0.10
2008-10-01	WOR	Worleyparsons	D	-2.90	1.00					
2008-10-01	UTDI	United Internet	D	-2.92	0.40					
2008-10-01	CTCM	CTC Media	D	-2.92	0.50					
2008-10-01	2388	Boc Hong Kong	D	-2.89	0.60	LUV	Southwest Airlines	A	2.21	0.60
2008-10-01	COST	Costco Wholesale	C	-1.86	0.70	RSHCQ	RS Legacy Corp	A	2.23	0.70
2008-10-01	WFR	SunEdison	D	-2.95	0.10					
2008-10-01	2628	China Life Insurance	D	-2.91	0.40					
2008-10-01	AET	Aetna	D	-2.86	0.90	THC	Tenet Healthcare	A	2.28	0.90
2008-10-01	WSM	Williams-sonoma	D	-2.90	0.10					
2008-10-01	ANF	Abercrombie & Fitch	D	-2.92	0.30					
2008-10-01	VZ	Verizon Communications	D	-2.87	0.40	EQ	Embarq	A	2.17	0.40
2008-10-01	HSBK	Halyk Savings Bank Of Kazakhstan Gdr	D	-2.94	0.10					
2008-10-01	UPS	United Parcel Service	D	-2.85	0.50	DHR	Danaher	A	2.23	0.50
2008-10-01	GFNOR- TEO	Grupo Financiero Banorte	D	-2.88	0.20	UST	UST Inc	A	2.21	0.20
2008-10-01	3988	Bank Of China	D	-2.88	0.90	USB	Us Bancorp	A	2.21	0.90
2008-10-01	737	Hopewell Highway Infrastructure	D	-2.89	0.10	UNM	Unum	A	2.21	0.10
2008-10-01	GEO	Geox Grupo	D	-2.93	0.70					
2008-10-01	PAC	Aeroportuario Del Pacífico Adr	D	-2.91	0.20					
2008-10-01	BLY	Boart Longyear	D	-2.92	0.80					
2008-10-01	GOOGL	Alphabet	D	-2.88	3.40	NTAP	Netapp	B	1.15	3.40
2008-10-01	BHGE	Baker Hughes, A Ge	C	-1.90	0.90	WFT	Weatherford International	A	2.20	0.90
2008-11-03	AAPL	Apple	D	-2.91	3.00					
2008-11-03	PHI	Pldt Adr	D	-2.88	0.30	CTL	Centurylink	A	2.15	0.30
2008-11-03	NVDA	Nvidia	D	-2.96	0.60					
2008-11-03	BBDC4	Banco Bradesco	D	-2.89	1.40	GIS	General Mills	A	2.21	1.40
2008-11-03	532174	Icici Bank	D	-2.95	0.50					
2008-11-03	SCHA	Schibsted	D	-2.93	0.20					
2008-11-03	TEL	Telenor	D	-2.94	0.30					
2008-11-03	NOKIA	Nokia	D	-2.93	0.70					
2008-11-03	VIV	Vivendi	D	-2.87	0.70	CPB	Campbell Soup	A	2.21	0.70
2008-11-03	CIM	Cimic	D	-2.92	0.60					
2008-11-03	OPAP	Opap Br	D	-2.89	0.10	LEG	Leggett & Platt	A	2.20	0.10
2008-11-03	AXP	American Express	D	-2.91	1.30					
2008-11-03		Tanjong	D	-2.90	0.80	CLX	Clorox	A	2.20	0.80
2008-11-03	BEC	Beckman Coulter	D	-2.89	0.70	GILD	Gilead Sciences	A	2.51	0.70
2008-11-03	BK	Bank Of New York Mellon	D	-2.89	0.50	PNC	Pnc Financial Services	A	2.23	0.50

Date	Ticker	Name	R	SM	W (%)	Ticker	Name	R	SM	W (%)
2008-11-03	DMGT	Daily Mail & General Trust	D	-2.88	0.40	COV	Covidien	A	2.19	0.40
2008-11-03	2308	Delta Electronics	D	-2.90	1.50					
2008-11-03	RAND	Randstad	D	-2.91	0.50					
2008-11-03	CM-CSA	Comcast	D	-2.87	0.20	FDO	Family Dollar Stores	A	2.28	0.20
2008-11-03	MON	Monsanto	D	-2.90	0.30	BUD	Anheuser-Busch	A	2.23	0.30
2008-11-03	992	Lenovo	D	-2.94	0.30					
2008-11-03	494	Li & Fung	D	-2.92	0.60					
2008-11-03	2325	Siliconware Precision Industries	D	-2.90	0.60	HSY	The Hershey	A	2.19	0.60
2008-11-03	6988	Nitto Denko	D	-2.94	0.20					
2008-11-03	MCHP	Microchip Technology	D	-2.89	0.30	ACS	Affiliated Computer	A	2.17	0.30
2008-11-03	69	Shangri-la Asia	D	-2.92	0.40					
2008-11-03	EMC	EMC Corp	D	-2.89	1.30	LSI	LSI	A	2.17	1.30
2008-11-03	700	Tencent	C	-1.87	1.80	ED	Consolidated Edison	A	2.19	1.80
2008-11-03	ENGI	Engie	D	-2.87	0.90	MMC	Marsh & McLennan Cos	A	2.18	0.90
2008-11-03	WMH	William Hill	D	-2.95	0.30					
2008-11-03	STT	State Street	D	-2.90	0.50	BBT	Bb&t	A	2.22	0.50
2008-11-03	PTEN	Patterson-uti Energy	D	-2.94	0.40					
2008-11-03	Z74	Singapore Telecommunications	D	-2.90	0.60	AZO	Autozone	A	2.18	0.60
2008-11-03	2353	Acer	D	-2.89	0.90					
2008-11-03	KLAC	Kla-tencor	D	-2.92	0.10	K	Kellogg	A	2.18	0.90
2008-11-03	532555	Ntpc	D	-2.86	0.10	TEG	Integrays Energy	A	2.18	0.10
2008-11-03	UCG	Unicredit	D	-2.96	0.10					
2008-11-03	LLTC	Linear Technology	D	-2.90	0.30	INTU	Intuit	A	2.16	0.30
2008-11-03	ROG	Roche	D	-2.85	0.20	UNP	Union Pacific	A	2.18	0.20
2008-11-03	MDT	Medtronic	C	-1.88	0.30	ESRX	Express Scripts Holding	A	2.34	0.30
2008-11-03	MIL	Millipore	D	-2.88	0.70	BRL	Barr Pharmaceuticals	A	2.28	0.70
2008-11-03	FLEX	Flex	D	-2.94	0.10					
2008-11-03	MNT	Mentor Corp	D	-2.91	0.10					
2008-11-03	MOT	Motorola Solutions	D	-2.92	0.10					
2008-11-03	MSFT	Microsoft	D	-2.88	2.80	DELL	Dell	A	2.12	2.80
2008-11-03	MXIM	Maxim Integrated Products	D	-2.90	0.20					
2008-11-03	NOVL	Novell	D	-2.88	0.20	SWN	Southwestern Energy	A	2.39	0.20
2008-11-03	EXEL	Exelixis	D	-2.91	0.00					
2008-11-03	ORCL	Oracle	D	-2.87	1.80	ROH	Rohm & Haas	A	2.26	1.80
2008-11-03		E.ON AG	D	-2.88	0.40	HPC	Hercules	A	2.18	0.40
2008-11-03	RHI	Robert Half International	D	-2.89	0.70	PTV	Pactiv Corp	A	2.21	0.70
2008-11-03	OMC	Omnicom	D	-2.90	0.60					
2008-11-03	TLKM	Telekomunikasi Indonesia	D	-2.93	0.20					
2008-11-03	SII	Smith International	D	-2.94	1.10					
2008-11-03	SLB	Schlumberger Varian	D	-2.92	2.80					
2008-11-03	VSEA	Semiconductor Equipment	D	-2.91	0.10					
2008-11-03	TDS	Telephone And Data Systems	D	-2.91	0.60					
2008-11-03	TXN	Texas Instruments	D	-2.90	0.40					
2008-11-03	SIRO	Sirona Dental Systems	D	-2.91	0.40					
2008-11-03	INGA	ING	D	-2.96	0.10					
2008-11-03	VAR	Varian Medical Systems	C	-1.89	0.70	THC	Tenet Healthcare	A	2.22	0.70
2008-11-03	BELA	Jumbo	D	-2.95	0.30					
2008-11-03	ARTC	ArthroCare Corp	D	-2.93	0.10					
2008-11-03	RIGHT	Chemical Works Of Gedeon Richter	D	-2.85	0.60	SCHW	Charles Schwab	A	2.18	0.60
2008-11-03	INTC	Intel	D	-2.90	2.10	GAS	Nicor	A	2.24	2.10
2008-11-03	ITX	Industria De Diseno Textil	D	-2.86	0.80	RSHCQ	RS Legacy Corp	A	2.18	0.80

Date	Ticker	Name	R	SM	W (%)	Ticker	Name	R	SM	W (%)
2008-11-03	S	Sprint Nextel	D	-2.97	0.20					
2008-11-03	MGM	Mgm Resorts International	D	-2.97	0.20					
2008-11-03	WDI	Wirecard	D	-2.93	0.70					
2008-11-03	CSCO	Cisco Systems	D	-2.90	3.30	UST	UST Inc	A	2.21	3.30
2008-11-03	2409	Au Optronics	D	-2.93	0.10					
2008-11-03	EBAY	Ebay	D	-2.92	0.50					
2008-11-03	MTN	Mtn	D	-2.89	0.80	PSA	Public Storage	A	2.17	0.80
2008-11-03	QWST	Qwest Communications	D	-2.95	0.60					
2008-11-03	ARRY	Array Biopharma	D	-2.91	0.10					
2008-11-03	BMRI	Bank Mandiri	D	-2.92	0.70					
2008-11-03	MONY	Moneysupermarket.com	D	-2.96	0.20					
2008-11-03	VIE	Veolia Environnement	D	-2.95	0.70					
2008-11-03	MBT	Mobile Telesystems Adr	D	-2.92	0.80					
2008-11-03	AMMD	American Medical System	C	-1.90	0.10	ABT	Abbott Laboratories	A	2.19	0.10
2008-11-03	GPN	Global Payments	C	-1.86	1.70	FAST	Fastenal	A	2.21	1.70
2008-11-03	LOGN	Logitech International	D	-2.92	0.70					
2008-11-03	TWTC	tw telecom	D	-2.94	0.20					
2008-11-03	CAH	Cardinal Health	D	-2.89	0.30	APOL	Apollo Educat Grp	A	2.26	0.30
2008-11-03	MWW	Monster Worldwide	D	-2.96	0.40					
2008-11-03	SKY	Sky	D	-2.91	0.70					
2008-11-03	STJ	St Jude Medical Inc	C	-1.87	0.10	DGX	Quest Diagnostics	A	2.17	0.10
2008-11-03	WOR	Worleyparsons	D	-2.95	0.70					
2008-11-03	UTDI	United Internet	D	-2.92	0.40					
2008-11-03	CTCM	CTC Media	D	-2.96	0.30					
2008-11-03	2388	Boc Hong Kong	D	-2.93	0.40					
2008-11-03	COST	Costco Wholesale	D	-2.88	0.70	WMT	Wal-mart Stores	A	2.22	0.70
2008-11-03	WFR	SunEdison	D	-2.97	0.00					
2008-11-03	2628	China Life Insurance	D	-2.93	0.40					
2008-11-03	AET	Aetna	D	-2.90	0.80					
2008-11-03	WSM	Williams-sonoma	D	-2.94	0.10					
2008-11-03	ANF	Abercrombie & Fitch	D	-2.94	0.30					
2008-11-03	VZ	Verizon Communications	D	-2.87	0.40	FTR	Frontier Communications	A	2.15	0.40
2008-11-03	RYAAY	Ryanair Adr	D	-2.89	3.30	HRB	H.& R.block	A	2.19	3.30
2008-11-03	HSBK	Halyk Savings Bank Of Kazakhstan Gdr	D	-2.96	0.10					
2008-11-03	UPS	United Parcel Service	D	-2.87	0.50	BNI	Burlington Northern	A	2.19	0.50
2008-11-03	NUVA	Nuvasive	C	-1.86	2.40	BCR	C R Bard	A	2.17	2.40
2008-11-03	GFNOR-TEO	Grupo Financiero Banorte	D	-2.91	0.10					
2008-11-03	3988	Bank Of China	D	-2.91	0.80					
2008-11-03	BRBY	Burberry	D	-2.91	0.30					
2008-11-03	737	Hopewell Highway Infrastructure	D	-2.89	0.10	SHW	Sherwin-williams	A	2.17	0.10
2008-11-03	GEO	Geox	D	-2.94	0.80					
2008-11-03	PAC	Grupo Aeroportuario Del Pacifico Adr	D	-2.93	0.20					
2008-11-03	BLY	Boart Longyear	D	-2.97	0.40					
2008-11-03	GOOGL	Alphabet	D	-2.90	3.50					
2008-11-03	BHGE	Baker Hughes, A Ge	D	-2.94	0.70					
2008-12-01	AAPL	Apple	D	-2.92	3.00					
2008-12-01	PHI	Pldt Adr	D	-2.87	0.40	SWN	Southwestern Energy	A	2.33	0.40
2008-12-01	KPN	Koninklijke Kpn	D	-2.84	1.00	K	Kellogg	A	2.14	1.00
2008-12-01	NVDA	Nvidia	D	-2.97	0.60					
2008-12-01	BBDC4	Banco Bradesco	D	-2.90	1.50					

Date	Ticker	Name	R	SM	W (%)	Ticker	Name	R	SM	W (%)
2008-12-01	532174	Icici Bank	D	-2.96	0.50					
2008-12-01	SCHA	Schibsted	D	-2.94	0.20					
2008-12-01	TEL	Telenor	D	-2.95	0.40					
2008-12-01		Bayer	D	-2.89	0.70	FHN	First Horizon National	B	1.29	0.70
2008-12-01	NOKIA	Nokia	D	-2.94	0.70					
2008-12-01	VIV	Vivendi	D	-2.87	0.80	KMB	Kimberly-clark	B	1.17	0.80
2008-12-01	CIM	Cimic	D	-2.93	0.60					
2008-12-01	CS	Axa	D	-2.90	0.30					
2008-12-01	OPAP	Opap Br	D	-2.88	0.20	WY	Weyerhaeuser	B	1.12	0.20
2008-12-01	AXP	American Express	D	-2.94	1.00					
2008-12-01	BBY	Best Buy	D	-2.93	0.60					
2008-12-01		Tanjong	D	-2.89	1.10	BAC	Bank Of America	B	1.12	1.10
2008-12-01	BEC	Beckman Coulter	D	-2.91	0.60					
2008-12-01	BK	Bank Of New York Mellon	D	-2.91	0.50					
2008-12-01	DMGT	Daily Mail & General Trust	D	-2.88	0.50	OR01	Citigroup	B	1.08	0.50
2008-12-01	2308	Delta Electronics	D	-2.92	1.60					
2008-12-01	CCL	Carnival	D	-2.92	0.60					
2008-12-01	TEL	Pldt	D	-2.86	0.70	K	Kellogg	A	2.14	0.10
2008-12-01	RAND	Randstad	D	-2.92	0.50					
2008-12-01	CM-CSA	Comcast	D	-2.89	0.20	FDO	Family Dollar Stores	A	2.27	0.20
2008-12-01	MON	Monsanto	D	-2.92	0.30					
2008-12-01	992	Lenovo	D	-2.95	0.30					
2008-12-01	SAP	Sap	D	-2.89	1.00	K	Kellogg	A	2.14	0.10
2008-12-01	494	Li & Fung	D	-2.93	0.70					
2008-12-01	COF	Capital One Financial	D	-2.92	0.50					
2008-12-01	2325	Siliconware Precision Industries	D	-2.92	0.60					
2008-12-01	6988	Nitto Denko	D	-2.96	0.20					
2008-12-01	SYMC	Symantec	D	-2.92	1.10					
2008-12-01	DIS	Walt Disney	D	-2.90	0.70					
2008-12-01	MCHP	Microchip Technology	D	-2.92	0.20					
2008-12-01	AVID	Avid Technology	D	-2.93	0.50					
2008-12-01	69	Shangri-la Asia	D	-2.94	0.40					
2008-12-01	EMC	EMC Corp	D	-2.91	1.40					
2008-12-01	700	Tencent	D	-2.90	1.70	K	Kellogg	A	2.14	0.10
2008-12-01	ENGI	Engie	D	-2.89	0.90	K	Kellogg	A	2.14	0.10
2008-12-01	WMH	William Hill	D	-2.95	0.30					
2008-12-01	STT	State Street	D	-2.92	0.50					
2008-12-01	HCBK	Hudson City Bancorp	C	-1.88	0.80	SCHW	Charles Schwab	A	2.14	0.80
2008-12-01	BECN	Beacon Roofing Supply	C	-1.89	0.10	APOL	Apollo Educat Grp	A	2.27	0.10
2008-12-01	PTEN	Patterson-uti Energy Singapore	D	-2.96	0.30					
2008-12-01	Z74	Telecommunications	D	-2.90	0.70	K	Kellogg	A	2.14	0.10
2008-12-01	2353	Acer	D	-2.89	1.00	K	Kellogg	A	2.14	0.10
2008-12-01	KLAC	Kla-tencor	D	-2.94	0.10					
2008-12-01	532555	Ntpc	D	-2.86	0.20	K	Kellogg	A	2.14	0.10
2008-12-01	UCG	Unicredit	D	-2.96	0.10					
2008-12-01	LLTC	Linear Technology	D	-2.92	0.30					
2008-12-01	LOW	Lowe's Companies	D	-2.88	1.30	WMT	Wal-mart Stores	A	2.21	1.30
2008-12-01	ROG	Roche	D	-2.86	0.20	K	Kellogg	A	2.14	0.10
2008-12-01	MDT	Medtronic	D	-2.92	0.20					
2008-12-01	MIL	Millipore	D	-2.89	0.70	BRL	Barr Pharmaceuticals	A	2.27	0.70
2008-12-01	FLEX	Flex	D	-2.97	0.10					
2008-12-01	MNT	Mentor Corp	D	-2.84	0.20	CEPH	Cephalon	A	2.20	0.20
2008-12-01	MOT	Motorola Solutions	D	-2.93	0.10					
2008-12-01	MSFT	Microsoft	D	-2.90	2.80					
2008-12-01	MXIM	Maxim Integrated Products	D	-2.92	0.20					
2008-12-01	NOVL	Novell	D	-2.89	0.20	INTU	Intuit	A	2.13	0.20
2008-12-01	EXEL	Exelixis	D	-2.93	0.00					
2008-12-01	ORCL	Oracle	D	-2.89	1.80	ROH	Rohm & Haas	A	2.26	1.80
2008-12-01	PAYX	Paychex	D	-2.88	0.90	FAST	Fastenal	A	2.17	0.90

Date	Ticker	Name	R	SM	W (%)	Ticker	Name	R	SM	W (%)
2008-12-01		E.ON AG	D	-2.91	0.40					
2008-12-01	RHI	Robert Half International	D	-2.89	0.90	BNI	Burlington Northern	A	2.16	0.90
2008-12-01	OMC	Omnicom	D	-2.91	0.60					
2008-12-01	TLKM	Telekomunikasi Indonesia	D	-2.92	0.30					
2008-12-01	SII	Smith International	D	-2.95	0.90					
2008-12-01	SLB	Schlumberger Varian	D	-2.94	2.80					
2008-12-01	VSEA	Semiconductor Equipment	D	-2.93	0.10					
2008-12-01	TDS	Telephone And Data Systems	D	-2.91	0.80					
2008-12-01	AKRA	Akr Corporindo	D	-2.93	0.10					
2008-12-01	TXN	Texas Instruments	D	-2.93	0.30					
2008-12-01	SIRO	Sirona Dental Systems	D	-2.94	0.30					
2008-12-01	INGA	ING	D	-2.97	0.10					
2008-12-01	ESND	Essendant	D	-2.90	0.30	UNP	Union Pacific	A	2.13	0.30
2008-12-01	VAR	Varian Medical Systems	D	-2.90	0.70					
2008-12-01	WFC	Wells Fargo	C	-1.90	2.10	PSA	Public Storage	A	2.12	2.10
2008-12-01	BELA	Jumbo	D	-2.95	0.40					
2008-12-01	ARTC	ArthroCare Corp	D	-2.96	0.10					
2008-12-01	RICHT	Chemical Works Of Gedeon Richter	D	-2.86	0.70	K	Kellogg	A	2.14	0.10
2008-12-01	LTM	Life Time Fitness	D	-2.95	0.10					
2008-12-01	INTC	Intel	D	-2.92	2.00					
2008-12-01	ESRX	Express Scripts	D	-2.89	0.80	DGX	Quest Diagnostics	A	2.16	0.80
2008-12-01	ITX	Industria De Diseno Textil	D	-2.87	0.90	K	Kellogg	A	2.14	0.10
2008-12-01	S	Sprint Nextel	D	-2.98	0.10					
2008-12-01	MGM	Mgm Resorts International	D	-2.98	0.20					
2008-12-01	WDI	Wirecard	D	-2.94	0.70					
2008-12-01	CSCO	Cisco Systems	D	-2.91	3.40					
2008-12-01	2409	Au Optonics	D	-2.94	0.10					
2008-12-01	EBAY	Ebay	D	-2.94	0.50					
2008-12-01	MTN	Mtn	D	-2.89	0.90	K	Kellogg	A	2.14	0.10
2008-12-01	QWST	Qwest Communications	D	-2.95	0.70					
2008-12-01	ARRY	Array Biopharma	D	-2.94	0.10					
2008-12-01	BMRI	Bank Mandiri	D	-2.94	0.60					
2008-12-01	MONY	Moneysupermarket.com	D	-2.96	0.20					
2008-12-01	VIE	Veolia Environnement	D	-2.95	0.80					
2008-12-01	BBBY	Bed Bath & Beyond	D	-2.91	0.90					
2008-12-01	MBT	Mobile Telesystems Adr	D	-2.95	0.60					
2008-12-01	AMMD	American Medical System	D	-2.92	0.10					
2008-12-01	GPN	Global Payments	C	-1.89	1.60	UST	UST Inc	A	2.21	1.60
2008-12-01	LOGN	Logitech International	D	-2.93	0.70					
2008-12-01	TWTC	tw telecom	D	-2.95	0.20					
2008-12-01	CAH	Cardinal Health Corporation	D	-2.91	0.30					
2008-12-01	531344	Corporation Of India	D	-2.89	0.10	K	Kellogg	A	2.14	0.10
2008-12-01	MWW	Monster Worldwide	D	-2.97	0.30					
2008-12-01	SKY	Sky	D	-2.90	0.90					
2008-12-01	TWX	Time Warner	D	-2.92	1.20					
2008-12-01	STJ	St Jude Medical Inc	D	-2.91	0.10					
2008-12-01	WOR	Worleyparsons	D	-2.96	0.60					
2008-12-01	UTDI	United Internet	D	-2.95	0.30					
2008-12-01	CTCM	CTC Media	D	-2.98	0.20					
2008-12-01	2388	Boc Hong Kong	D	-2.93	0.60					
2008-12-01	COST	Costco Wholesale	D	-2.89	0.80	GIS	General Mills	A	2.19	0.80
2008-12-01	WFR	SunEdison	D	-2.98	0.00					
2008-12-01	500180	Hdfc Bank	D	-2.88	0.20	K	Kellogg	A	2.14	0.10

Date	Ticker	Name	R	SM	W (%)	Ticker	Name	R	SM	W (%)
2008-12-01	2628	China Life Insurance	D	-2.93	0.40					
2008-12-01	AET	Aetna	D	-2.93	0.70					
2008-12-01	WSM	Williams-sonoma	D	-2.96	0.10					
2008-12-01	TGT	Target	D	-2.91	0.80					
2008-12-01	ANF	Abercrombie & Fitch	D	-2.97	0.20					
2008-12-01	VZ	Verizon Communications	D	-2.87	0.50	CPB	Campbell Soup	A	2.16	0.50
2008-12-01	ADP	Automatic Data Processing	D	-2.86	0.50	LEG	Leggett & Platt	A	2.16	0.50
2008-12-01	HSBK	Halyk Savings Bank Of Kazakhstan Gdr	D	-2.97	0.00					
2008-12-01	UPS	United Parcel Service	D	-2.87	0.60	COV	Covidien	A	2.15	0.60
2008-12-01	NUVA	Nuvasive	C	-1.91	1.90	PHM	Pultegroup	A	2.14	1.90
2008-12-01	GFNOR-TEO	Grupo Financiero Banorte	D	-2.93	0.10					
2008-12-01	3988	Bank Of China	D	-2.90	1.20	K	Kellogg	A	2.14	0.10
2008-12-01	BRBY	Burberry	D	-2.93	0.30					
2008-12-01	737	Hopewell Highway Infrastructure	D	-2.91	0.10					
2008-12-01	GEO	Geox	D	-2.96	0.70					
2008-12-01	PAY	Verifone Systems	D	-2.97	0.10					
2008-12-01	PAC	Grupo Aeroportuario Del Pacifico Adr	D	-2.93	0.20					
2008-12-01	BLY	Boart Longyear	D	-2.98	0.30					
2008-12-01	GOOGL	Alphabet	D	-2.93	3.20					
2008-12-01	BHGE	Baker Hughes, A Ge	D	-2.95	0.70					
2009-01-01	AAPL	Apple	D	-2.93	2.80					
2009-01-01	FLR	Fluor	D	-2.92	0.60					
2009-01-01	PHI	Pldt Adr	D	-2.87	0.40	SWN	Southwestern Energy	A	2.33	0.40
2009-01-01	KPN	Koninklijke Kpn	D	-2.84	0.90					
2009-01-01	NVDA	Nvidia	D	-2.97	0.70					
2009-01-01	BBDC4	Banco Bradesco	D	-2.91	1.10					
2009-01-01	532174	Icici Bank	D	-2.95	0.60					
2009-01-01	SCHA	Schibsted	D	-2.93	0.50					
2009-01-01	TEL	Telenor	D	-2.93	0.50					
2009-01-01		Bayer	D	-2.88	0.70					
2009-01-01	NOKIA	Nokia	D	-2.94	0.60					
2009-01-01	7751	Canon	D	-2.91	0.50					
2009-01-01	VIV	Vivendi	D	-2.86	0.80					
2009-01-01	CS	Axa	D	-2.89	0.20					
2009-01-01	OPAP	Opap Br	D	-2.87	0.20					
2009-01-01	AXP	American Express	D	-2.94	0.70					
2009-01-01	BBY	Best Buy	D	-2.90	0.90					
2009-01-01	BEC	Beckman Coulter	D	-2.90	0.10					
2009-01-01	BK	Bank Of New York Mellon	D	-2.91	0.50					
2009-01-01	DMGT	Daily Mail & General Trust	D	-2.89	0.30					
2009-01-01	2308	Delta Electronics	D	-2.92	1.30					
2009-01-01	CCL	Carnival	D	-2.90	0.70					
2009-01-01	TEL	Pldt	D	-2.87	0.60					
2009-01-01	RAND	Randstad	D	-2.92	0.40					
2009-01-01	MON	Monsanto	D	-2.92	0.30					
2009-01-01	992	Lenovo	D	-2.95	0.30					
2009-01-01	SAP	Sap	D	-2.89	1.60					
2009-01-01	494	Li & Fung	D	-2.93	0.70					
2009-01-01	COF	Capital One Financial	D	-2.91	0.50					
2009-01-01	2325	Siliconware Precision Industries	D	-2.91	0.50					
2009-01-01	6988	Nitto Denko	D	-2.95	0.20					
2009-01-01	SYMC	Symantec	D	-2.90	1.30					
2009-01-01	DIS	Walt Disney	D	-2.89	0.70	APOL	Apollo Educat Grp	A	2.29	0.70



Date	Ticker	Name	R	SM	W (%)	Ticker	Name	R	SM	W (%)
2009-01-01	MCHP	Microchip Technology	D	-2.91	0.10					
2009-01-01	AVID	Avid Technology	D	-2.93	0.50					
2009-01-01	69	Shangri-la Asia	D	-2.94	0.30					
2009-01-01	EMC	EMC Corp	D	-2.90	1.20					
2009-01-01	700	Tencent	D	-2.88	1.80					
2009-01-01	ENGI	Engie	D	-2.87	1.00					
2009-01-01	STT	State Street	D	-2.91	0.50					
2009-01-01	ZBH	Zimmer Biomet	D	-2.91	0.30					
2009-01-01	BECN	Beacon Roofing Supply	C	-1.87	0.10	FDO	Family Dollar Stores	A	2.27	0.10
2009-01-01	Z74	Telecommunications	D	-2.89	0.30					
2009-01-01	TSCO	Tractor Supply	C	-1.87	0.60	WMT	Wal-mart Stores	A	2.22	0.60
2009-01-01	6981	Murata Manufacturing	D	-2.94	0.30					
2009-01-01	ADSK	Autodesk	D	-2.94	0.60					
2009-01-01	KLAC	Kla-tencor	D	-2.92	0.10					
2009-01-01	UCG	Unicredit	D	-2.96	0.10					
2009-01-01	LLTC	Linear Technology	D	-2.90	0.40					
2009-01-01	LOW	Lowe's Companies	D	-2.84	1.00	AZO	Autozone	B	1.20	1.00
2009-01-01	ROG	Roche	D	-2.86	0.20					
2009-01-01	MDT	Medtronic	D	-2.91	0.20					
2009-01-01	MIL	Millipore	D	-2.89	0.70	CEPH	Cephalon	A	2.22	0.70
2009-01-01	FLEX	Flex	D	-2.96	0.10					
2009-01-01	MNT	Mentor Corp	D	-2.83	0.10	BMJ	Bristol-myers Squibb	A	2.20	0.10
2009-01-01	MOT	Motorola Solutions	D	-2.93	0.10					
2009-01-01	MSFT	Microsoft	D	-2.90	2.30	MFE	McAfee	B	1.22	2.30
2009-01-01	MXIM	Maxim Integrated Products	D	-2.92	0.20					
2009-01-01	ORCL	Oracle	D	-2.87	1.80	ROH	Rohm & Haas	A	2.23	1.80
2009-01-01	PAYX	Paychex	D	-2.88	0.80	VMC	Vulcan Materials Co	B	1.20	0.80
2009-01-01	HSBA	Hsbc	D	-2.88	1.00					
2009-01-01	RHI	Robert Half International	D	-2.88	0.80	CHRW	C.h.robinson Worldwide	B	1.20	0.80
2009-01-01	OMC	Omnicom	D	-2.91	0.60					
2009-01-01	TLKM	Telekomunikasi Indonesia	D	-2.91	0.20					
2009-01-01	SII	Smith International	D	-2.96	0.80					
2009-01-01	SLB	Schlumberger	D	-2.94	2.90					
2009-01-01	VSEA	Varian	D	-2.93	0.10					
2009-01-01	TDS	Semiconductor Equipment Telephone And Data Systems	D	-2.90	0.70	UST	UST Inc	A	2.22	0.70
2009-01-01	AKRA	Akr Corporindo	D	-2.91	0.10					
2009-01-01	AMZN	Amazon.com	D	-2.90	0.20					
2009-01-01	TXN	Texas Instruments	D	-2.92	0.30					
2009-01-01	SIRO	Sirona Dental Systems	D	-2.94	0.20					
2009-01-01	UNP	Union Pacific	D	-2.91	0.50					
2009-01-01	ESND	Essendant	D	-2.88	0.30	PTV	Pactiv Corp	B	1.19	0.30
2009-01-01	VAR	Varian Medical Systems	D	-2.91	0.50					
2009-01-01	WFC	Wells Fargo	C	-1.88	1.60	FHN	First Horizon National	B	1.36	1.60
2009-01-01	BELA	Jumbo	D	-2.95	0.40					
2009-01-01	ARTC	ArthroCare Corp	D	-2.98	0.00					
2009-01-01	RICT	Chemical Works Of Gedeon Richter	D	-2.86	0.60					
2009-01-01	TEVA	Teva Pharmaceutical Industries	D	-2.85	2.60	KG	King Pharmaceuticals	B	1.22	2.60
2009-01-01	LTM	Life Time Fitness	D	-2.95	0.10					
2009-01-01	INTC	Intel	D	-2.90	1.30					
2009-01-01	S	Sprint Nextel	D	-2.99	0.10					
2009-01-01	MGM	Mgm Resorts International	D	-2.98	0.20					
2009-01-01	WDI	Wirecard	D	-2.94	0.70					
2009-01-01	CSCO	Cisco Systems	D	-2.90	2.90					
2009-01-01	HOLX	Hologic	D	-2.94	0.80					

Date	Ticker	Name	R	SM	W (%)	Ticker	Name	R	SM	W (%)
2009-01-01	EBAY	Ebay	D	-2.93	0.50					
2009-01-01	MTN	Mtn	D	-2.89	0.70					
2009-01-01	QWST	Qwest Communications	D	-2.94	0.80					
2009-01-01	ARRY	Array Biopharma	D	-2.92	0.10					
2009-01-01	VOD	Vodafone	D	-2.88	0.60					
2009-01-01	BMRI	Bank Mandiri	D	-2.92	0.70					
2009-01-01		American Intl	D	-3.00	0.00					
2009-01-01	DOW	Downer Edi	D	-2.92	0.50					
2009-01-01	MONY	Moneysupermarket.com	D	-2.96	0.10					
2009-01-01	VIE	Veolia Environnement	D	-2.94	0.80					
2009-01-01	BBBY	Bed Bath & Beyond	D	-2.87	1.10	ADM	Archer Daniels Midland	B	1.31	1.10
2009-01-01	MBT	Mobile Telesystems Adr	D	-2.95	0.30					
2009-01-01	AMMD	American Medical System	D	-2.92	0.10					
2009-01-01	GPN	Global Payments	D	-2.89	1.50	SHW	Sherwin-williams	B	1.18	1.50
2009-01-01	LOGN	Logitech International	D	-2.92	0.80					
2009-01-01	TWTC	tw telecom	D	-2.93	0.30					
2009-01-01	MTB	M&t Bank	D	-2.90	0.70	CINF	Cincinnati Financial	B	1.26	0.70
2009-01-01	MWW	Monster Worldwide	D	-2.97	0.60					
2009-01-01	JPM	Jpmorgan Chase	D	-2.89	0.60	TRV	Travelers Companies	B	1.20	0.60
2009-01-01	ILMN	Illumina	D	-2.91	0.50					
2009-01-01	MCK	Mckesson	D	-2.89	0.60	SUN	Sunoco	B	1.30	0.60
2009-01-01	TWX	Time Warner	D	-2.90	1.30	XOM	Exxon Mobil	B	1.21	1.30
2009-01-01	STJ	St Jude Medical Inc	D	-2.89	0.10	GILD	Gilead Sciences	B	1.21	0.10
2009-01-01	WOR	Worleyparsons	D	-2.96	0.50					
2009-01-01	MA	Mastercard	D	-2.93	0.80					
2009-01-01	UTDI	United Internet	D	-2.93	0.40					
2009-01-01	CTCM	C'TC Media	D	-2.97	0.30					
2009-01-01	2388	Boc Hong Kong	D	-2.93	0.50					
2009-01-01	COST	Costco Wholesale	D	-2.88	0.80	PCG	Pg&e	B	1.19	0.80
2009-01-01	WFR	SunEdison	D	-2.97	0.00					
2009-01-01	2628	China Life Insurance	D	-2.92	0.40					
2009-01-01	AET	Aetna	D	-2.89	0.80	DGX	Quest Diagnostics	B	1.20	0.80
2009-01-01	WSM	Williams-sonoma	D	-2.95	0.10					
2009-01-01	TGT	Target	D	-2.90	0.80					
2009-01-01	BBVA	Banco Bilbao Vizcaya Argentaria	D	-2.91	0.20					
2009-01-01	ANF	Abercrombie & Fitch	D	-2.95	0.10					
2009-01-01	VZ	Verizon Communications	D	-2.85	0.50	AOC	Aon plc	B	1.19	0.50
2009-01-01	ADP	Automatic Data Processing	D	-2.86	0.50	CB	Chubb Corp	B	1.18	0.50
2009-01-01	LVS	Las Vegas Sands	D	-2.99	0.50					
2009-01-01	UPS	United Parcel Service	D	-2.87	0.50	SO	Southern	B	1.17	0.50
2009-01-01	NUVA	Nuvasive	C	-1.90	1.40					
2009-01-01	GFNOR-TEO	Grupo Financiero Banorte	D	-2.91	0.10					
2009-01-01	3988	Bank Of China	D	-2.91	0.90					
2009-01-01	BRBY	Burberry	D	-2.93	0.20					
2009-01-01	ACIW	Aci Worldwide	D	-2.87	0.20					
2009-01-01	737	Hopewell Highway Infrastructure	D	-2.91	0.10					
2009-01-01	3231	Wistron	D	-2.92	0.00					
2009-01-01	1398	Industrial And Commercial Bank Of China	D	-2.89	0.90					
2009-01-01	GEO	Geox	D	-2.96	0.80					
2009-01-01	PAY	Verifone Systems	D	-2.95	0.10					
2009-01-01	PAC	Grupo Aeroportuario Del Pacifico Adr	D	-2.92	0.20					



Date	Ticker	Name	R	SM	W (%)	Ticker	Name	R	SM	W (%)
2009-01-01	BLY	Boart Longyear	D	-2.99	0.10					
2009-01-01	FOXA	Twenty-first Century Fox	D	-2.93	0.20					
2009-01-01	GOOGL	Alphabet	D	-2.91	3.60					
2009-01-01	BHGE	Baker Hughes, A Ge	D	-2.94	0.70					
2009-02-02	AAPL	Apple	D	-2.92	3.20					
2009-02-02	FLR	Fluor	D	-2.94	0.50					
2009-02-02	PHI	Pldt Adr	D	-2.87	0.40	SUN	Sunoco	A	2.30	0.40
2009-02-02	KPN	Koninklijke Kpn	D	-2.84	0.90	EQT	Eqt	B	1.25	0.90
2009-02-02	NVDA	Nvidia	D	-2.96	0.70					
2009-02-02	BBDC4	Banco Bradesco	D	-2.92	1.10					
2009-02-02	532174	Icici Bank	D	-2.96	0.50					
2009-02-02	SCHA	Schibsted	D	-2.95	0.30					
2009-02-02	TEL	Telenor	D	-2.94	0.50					
2009-02-02		Bayer	D	-2.88	0.70	NEE	Nextera Energy	B	1.23	0.70
2009-02-02	NOKIA	Nokia	D	-2.94	0.60					
2009-02-02	7751	Canon	D	-2.93	0.50					
2009-02-02	VIV	Vivendi	D	-2.88	0.70	PEG	Public Service Enterprise	B	1.21	0.70
2009-02-02	CS	Axa	D	-2.92	0.20					
2009-02-02	AXP	American Express	D	-2.94	0.70					
2009-02-02	BBY	Best Buy	D	-2.90	0.90					
2009-02-02	BEC	Beckman Coulter	D	-2.89	0.10	UNH	Unitedhealth	A	2.30	0.10
2009-02-02	BK	Bank Of New York Mellon	D	-2.91	0.50					
2009-02-02	DMGT	Daily Mail & General Trust	D	-2.90	0.30	GILD	Gilead Sciences	B	1.21	0.30
2009-02-02	2308	Delta Electronics	D	-2.93	1.10					
2009-02-02	CCL	Carnival	D	-2.93	0.60					
2009-02-02	TEL	Pldt	D	-2.87	0.60	XOM	Exxon Mobil	B	1.21	0.60
2009-02-02	RAND	Randstad	D	-2.91	0.50					
2009-02-02	MON	Monsanto	D	-2.91	0.30					
2009-02-02	992	Lenovo	D	-2.96	0.20					
2009-02-02	SAP	Sap	D	-2.88	1.90	MHS	Medco Health Solutions	B	1.20	1.90
2009-02-02	494	Li & Fung	D	-2.92	0.80					
2009-02-02	COF	Capital One Financial	D	-2.95	0.30					
2009-02-02	2325	Siliconware Precision Industries	D	-2.92	0.50					
2009-02-02	6988	Nitto Denko	D	-2.95	0.20					
2009-02-02	SYMC	Symantec	D	-2.89	1.50	TLAB	Tellabs	B	1.21	1.50
2009-02-02	DIS	Walt Disney	D	-2.90	0.70					
2009-02-02	MCHP	Microchip Technology	D	-2.92	0.10					
2009-02-02	AVID	Avid Technology	D	-2.93	0.50					
2009-02-02	69	Shangri-la Asia	D	-2.94	0.30					
2009-02-02	EMC	EMC Corp	D	-2.90	1.30	ROH	Rohm & Haas	A	2.19	1.30
2009-02-02	700	Tencent	D	-2.89	1.80	PNW	Pinnacle West Capital	B	1.20	1.80
2009-02-02	ENGI	Engie	D	-2.89	0.90	CINF	Cincinnati Financial	B	1.19	0.90
2009-02-02	STT	State Street	D	-2.95	0.30					
2009-02-02	ZBH	Zimmer Biomet	D	-2.92	0.30					
2009-02-02	BECN	Beacon Roofing Supply	C	-1.88	0.10	APOL	Apollo Educat Grp	A	2.33	0.10
2009-02-02	Z74	Singapore Telecommunications	D	-2.89	0.30	PCG	Pg&e	B	1.19	0.30
2009-02-02	TSCO	Tractor Supply	C	-1.87	0.60	FDO	Family Dollar Stores	A	2.29	0.60
2009-02-02	6981	Murata Manufacturing	D	-2.94	0.30					
2009-02-02	ADSK	Autodesk	D	-2.95	0.60					
2009-02-02	KLAC	Kla-tencor	D	-2.93	0.10					
2009-02-02	UCG	Unicredit	D	-2.97	0.10					
2009-02-02	LLTC	Linear Technology	D	-2.89	0.40	TSO	Tesoro	B	1.40	0.40
2009-02-02	LOW	Lowe's Companies	D	-2.87	0.90	AZO	Autozone	A	2.19	0.90
2009-02-02	ROG	Roche	D	-2.86	0.20	DGX	Quest Diagnostics	B	1.19	0.20
2009-02-02	MDT	Medtronic	D	-2.90	0.20					

Date	Ticker	Name	R	SM	W (%)	Ticker	Name	R	SM	W (%)
2009-02-02	MIL	Millipore	D	-2.88	0.80	CEPH	Cephalon	A	2.23	0.80
2009-02-02	FLEX	Flex	D	-2.96	0.10					
2009-02-02	MOT	Motorola Solutions	D	-2.93	0.10					
2009-02-02	MSFT	Microsoft	D	-2.91	2.30					
2009-02-02	MXIM	Maxim Integrated Products	D	-2.91	0.20					
2009-02-02	ORCL	Oracle	D	-2.88	1.90	SLM	Slm	B	1.35	1.90
2009-02-02	PAYX	Paychex	D	-2.88	0.80	BLL	Ball	B	1.23	0.80
2009-02-02	HSBA	Hsbc	D	-2.91	0.80					
2009-02-02	RHI	Robert Half International	D	-2.90	0.70					
2009-02-02	OMC	Omnicom	D	-2.91	0.60					
2009-02-02	TLKM	Telekomunikasi Indonesia	D	-2.92	0.20					
2009-02-02	SII	Smith International	D	-2.96	0.80					
2009-02-02	SLB	Schlumberger Varian	D	-2.94	3.00					
2009-02-02	VSEA	Semiconductor Equipment	D	-2.92	0.10					
2009-02-02	TDS	Telephone And Data Systems	D	-2.90	0.80	FHN	First Horizon National	B	1.31	0.80
2009-02-02	AKRA	Akr Corporindo	D	-2.92	0.10					
2009-02-02	AMZN	Amazon.com	D	-2.88	0.20	WMT	Wal-mart Stores	A	2.18	0.20
2009-02-02	TXN	Texas Instruments	D	-2.92	0.30					
2009-02-02	SIRO	Sirona Dental Systems	D	-2.93	0.30					
2009-02-02	UNP	Union Pacific	D	-2.91	0.50					
2009-02-02	ESND	Essendant	D	-2.90	0.30	WM	Waste Management	B	1.20	0.30
2009-02-02	VAR	Varian Medical Systems	D	-2.91	0.50					
2009-02-02	WFC	Wells Fargo	D	-2.92	1.10					
2009-02-02	BELA	Jumbo	D	-2.94	0.40					
2009-02-02	ARTC	ArthroCare Corp	D	-2.98	0.00					
2009-02-02	RICHT	Chemical Works Of Gedeon Richter Teva	D	-2.85	0.60	ABT	Abbott Laboratories	B	1.19	0.60
2009-02-02	TEVA	Pharmaceutical Industries Adr	D	-2.86	2.70	BMJ	Bristol-myers Squibb	A	2.19	2.70
2009-02-02	LTM	Life Time Fitness	D	-2.94	0.10					
2009-02-02	INTC	Intel	D	-2.91	1.20					
2009-02-02	S	Sprint Nextel	D	-2.98	0.10					
2009-02-02	MGM	Mgm Resorts International	D	-2.99	0.10					
2009-02-02	WDI	Wirecard	D	-2.94	0.80					
2009-02-02	CSCO	Cisco Systems	D	-2.91	2.90					
2009-02-02	HOLX	Hologic	D	-2.94	0.80					
2009-02-02	EBAY	Ebay	D	-2.94	0.50					
2009-02-02	MTN	Mtn	D	-2.90	0.70	TAP	Molson Coors Brewing	B	1.19	0.70
2009-02-02	ARRY	Array Biopharma	D	-2.92	0.10					
2009-02-02	BMRI	Bank Mandiri	D	-2.93	0.70					
2009-02-02		American Intl	D	-3.00	0.00					
2009-02-02	DOW	Downer Edi	D	-2.92	0.50					
2009-02-02	MONY	Moneysupermarket.com	D	-2.96	0.20					
2009-02-02	VIE	Veolia Environnement	D	-2.96	0.70					
2009-02-02	BBBY	Bed Bath & Beyond	D	-2.89	1.10	DRI	Darden Restaurants	B	1.32	1.10
2009-02-02	MBT	Mobile Telesystems Adr	D	-2.96	0.20					
2009-02-02	AMMD	American Medical System	D	-2.90	0.10	MYL	Mylan N.V.	B	1.33	0.10
2009-02-02	GPN	Global Payments	D	-2.88	1.70	PTV	Pactiv Corp	B	1.17	1.70
2009-02-02	LOGN	Logitech International	D	-2.95	0.60					
2009-02-02	TWTC	tw telecom	D	-2.93	0.30					
2009-02-02	MTB	M&t Bank	D	-2.93	0.50					
2009-02-02	MWW	Monster Worldwide	D	-2.98	0.40					
2009-02-02	WSO	Watsco	D	-2.90	0.20					
2009-02-02	JPM	Jpmorgan Chase	D	-2.92	0.50					
2009-02-02	ILMN	illumina	D	-2.90	0.50					

Date	Ticker	Name	R	SM	W (%)	Ticker	Name	R	SM	W (%)
2009-02-02	MCK	Mckesson	D	-2.87	0.80	ABC	Amerisourcebergen	B	1.22	0.80
2009-02-02	TWX	Time Warner	D	-2.91	1.30					
2009-02-02	STJ	St Jude Medical Inc	D	-2.87	0.20	HUM	Humana	B	1.27	0.20
2009-02-02	WOR	Worleyparsons	D	-2.96	0.60					
2009-02-02	MA	Mastercard	D	-2.93	0.80					
2009-02-02	UTDI	United Internet	D	-2.94	0.30					
2009-02-02	CTCM	CTC Media	D	-2.98	0.20					
2009-02-02	2388	Boc Hong Kong	D	-2.94	0.50					
2009-02-02	COST	Costco Wholesale	D	-2.90	0.70	NEM	Newmont Mining	B	1.30	0.70
2009-02-02	WFR	SunEdison	D	-2.98	0.00					
2009-02-02	2628	China Life Insurance	D	-2.93	0.40					
2009-02-02	AET	Aetna	D	-2.88	0.90	WYE	Wyeth	B	1.24	0.90
2009-02-02	WSM	Williams-sonoma	D	-2.95	0.10					
2009-02-02	TGT	Target	D	-2.91	0.80					
2009-02-02	BBVA	Banco Bilbao Vizcaya Argentaria	D	-2.92	0.20					
2009-02-02	ANF	Abercrombie & Fitch	D	-2.96	0.10					
2009-02-02	DTE	Deutsche Telekom	D	-2.86	0.20	HSY	The Hershey	B	1.18	0.20
2009-02-02	ADP	Automatic Data Processing	D	-2.87	0.50	SHW	Sherwin-williams	B	1.14	0.50
2009-02-02	LVS	Las Vegas Sands	D	-2.99	0.40					
2009-02-02	UPS	United Parcel Service	D	-2.90	0.40	ADM	Archer Daniels Midland	B	1.30	0.40
2009-02-02	NUVA	Nuvasive	D	-2.89	1.60	BIIB	Biogen	B	1.21	1.60
2009-02-02	GFNOR-TEO	Grupo Financiero Banorte	D	-2.93	0.10					
2009-02-02	3988	Bank Of China	D	-2.92	0.90					
2009-02-02	BRBY	Burberry	D	-2.92	0.30					
2009-02-02	737	Hopewell Highway Infrastructure	D	-2.90	0.10					
2009-02-02	3231	Wistron	D	-2.92	0.00					
2009-02-02	1398	Industrial And Commercial Bank Of China	D	-2.91	0.80					
2009-02-02	GEO	Geox	D	-2.96	0.80					
2009-02-02	PAY	Verifone Systems Grupo	D	-2.96	0.10					
2009-02-02	PAC	Aeroportuario Del Pacifico Adr	D	-2.94	0.20					
2009-02-02	BLY	Boart Longyear	D	-2.99	0.10					
2009-02-02	FOXA	Twenty-first Century Fox	D	-2.95	0.20					
2009-02-02	GOOGL	Alphabet	D	-2.90	4.20					
2009-02-02	BHGE	Baker Hughes, A Ge	D	-2.94	0.80					
2009-03-02	AAPL	Apple	D	-2.92	3.40					
2009-03-02	FLR	Fluor	D	-2.95	0.50					
2009-03-02	PHI	Pldt Adr	D	-2.88	0.40	EQ	Embarq	B	1.22	0.40
2009-03-02	KPN	Koninklijke Kpn	D	-2.85	1.00	ADM	Archer Daniels Midland	A	2.28	1.00
2009-03-02	BBDC4	Banco Bradesco	D	-2.92	1.20					
2009-03-02	532174	Icici Bank	D	-2.96	0.50					
2009-03-02	SCHA	Schibsted	D	-2.97	0.30					
2009-03-02	TEL	Telenor	D	-2.95	0.50					
2009-03-02		Bayer	D	-2.89	0.70	SUN	Sunoco	A	2.21	0.70
2009-03-02	NOKIA	Nokia	D	-2.96	0.50					
2009-03-02	7751	Canon	D	-2.92	0.50					
2009-03-02	VIV	Vivendi	D	-2.88	0.70	ROH	Rohm & Haas	A	2.20	0.70
2009-03-02	CS	Axa	D	-2.95	0.10					
2009-03-02	AXP	American Express	D	-2.96	0.50					
2009-03-02	BEC	Beckman Coulter	D	-2.91	0.10					
2009-03-02	BK	Bank Of New York Mellon	D	-2.93	0.40					
2009-03-02	DMGT	Daily Mail & General Trust	D	-2.91	0.30					
2009-03-02	2308	Delta Electronics	D	-2.93	1.30					
2009-03-02	CCL	Carnival	D	-2.93	0.60					
2009-03-02	TEL	Pldt	D	-2.87	0.70	UNH	Unitedhealth	A	2.18	0.70

Date	Ticker	Name	R	SM	W (%)	Ticker	Name	R	SM	W (%)
2009-03-02	RAND	Randstad	D	-2.94	0.40					
2009-03-02	MON	Monsanto	D	-2.92	0.30					
2009-03-02	992	Lenovo	D	-2.97	0.20					
2009-03-02	SAP	Sap	D	-2.89	1.90	DGX	Quest Diagnostics	A	2.17	1.90
2009-03-02	COF	Capital One Financial Siliconware	D	-2.97	0.20					
2009-03-02	2325	Precision Industries	D	-2.91	0.70					
2009-03-02	6988	Nitto Denko	D	-2.95	0.30					
2009-03-02	DIS	Walt Disney	D	-2.92	0.60					
2009-03-02	MCHP	Microchip Technology	D	-2.92	0.10					
2009-03-02	AVID	Avid Technology	D	-2.94	0.50					
2009-03-02	69	Shangri-la Asia	D	-2.95	0.40					
2009-03-02	700	Tencent	D	-2.90	1.90	BMY	Bristol-myers Squibb	A	2.15	1.90
2009-03-02	ENGI	Engie	D	-2.91	0.70					
2009-03-02	STT	State Street	D	-2.95	0.30					
2009-03-02	ZBH	Zimmer Biomet	D	-2.92	0.30					
2009-03-02	BECN	Beacon Roofing Supply Singapore	C	-1.90	0.10	FDO	Family Dollar Stores	A	2.29	0.10
2009-03-02	Z74	Telecommunica- tions	D	-2.90	0.40	PNW	Pinnacle West Capital	A	2.15	0.40
2009-03-02	TSCO	Tractor Supply Murata	C	-1.89	0.60	APOL	Apollo Educat Grp	A	2.27	0.60
2009-03-02	6981	Manufacturing	D	-2.93	0.30					
2009-03-02	ADSK	Autodesk	D	-2.96	0.40					
2009-03-02	KLAC	Kla-tencor	D	-2.94	0.10					
2009-03-02	UCG	Unicredit	D	-2.98	0.10					
2009-03-02	LLTC	Linear Technology	D	-2.91	0.40					
2009-03-02	LOW	Lowe's Companies	D	-2.89	0.80	AZO	Autozone	A	2.20	0.80
2009-03-02	ROG	Roche	D	-2.89	0.20	MYL	Mylan N.V.	B	1.34	0.20
2009-03-02	MDT	Medtronic	D	-2.92	0.20					
2009-03-02	FLEX	Flex	D	-2.97	0.10					
2009-03-02	MOT	Motorola Solutions	D	-2.95	0.10					
2009-03-02	MSFT	Microsoft	D	-2.92	2.20					
2009-03-02	MXIM	Maxim Integrated Products	D	-2.92	0.20					
2009-03-02	ORCL	Oracle	D	-2.89	1.90	AKAM	Akamai Technologies	B	1.29	1.90
2009-03-02	PAYX	Paychex	D	-2.90	0.70					
2009-03-02	HSBA	Hsbc	D	-2.93	0.70					
2009-03-02	RHI	Robert Half International	D	-2.91	0.70					
2009-03-02	OMC	Omnicom	D	-2.92	0.60					
2009-03-02	TLKM	Telekomunikasi Indonesia	D	-2.92	0.30					
2009-03-02	SII	Smith International	D	-2.96	0.80					
2009-03-02	SLB	Schlumberger Varian	D	-2.95	2.90					
2009-03-02	VSEA	Semiconductor Equipment	D	-2.93	0.10					
2009-03-02	AKRA	Akr Corporindo	D	-2.93	0.10					
2009-03-02	TXN	Texas Instruments	D	-2.93	0.30					
2009-03-02	SIRO	Sirona Dental Systems	D	-2.94	0.30					
2009-03-02	UNP	Union Pacific	D	-2.93	0.40					
2009-03-02	ESND	Essendant	D	-2.93	0.20					
2009-03-02	VAR	Varian Medical Systems	D	-2.93	0.50					
2009-03-02	WFC	Wells Fargo	D	-2.95	0.70					
2009-03-02	ARTC	ArthroCare Corp	D	-2.99	0.00					
2009-03-02	RIGHT	Chemical Works Of Gedeon Richter	D	-2.87	0.60	TSO	Tesoro	B	1.33	0.60
2009-03-02	LTM	Life Time Fitness	D	-2.96	0.00					
2009-03-02	INTC	Intel	D	-2.92	1.20					
2009-03-02	S	Sprint Nextel	D	-2.98	0.20					
2009-03-02	MGM	Mgm Resorts International	D	-2.99	0.00					
2009-03-02	WDI	Wirecard	D	-2.94	0.80					
2009-03-02	CSCO	Cisco Systems	D	-2.91	3.00					
2009-03-02	HOLX	Hologic	D	-2.95	0.70					

Date	Ticker	Name	R	SM	W (%)	Ticker	Name	R	SM	W (%)
2009-03-02	EBAY	Ebay	D	-2.95	0.40					
2009-03-02	MTN	Mtn	D	-2.91	0.70					
2009-03-02	ARRY	Array Biopharma	D	-2.95	0.10					
2009-03-02	BMRI	Bank Mandiri	D	-2.93	0.70					
2009-03-02		American Intl	D	-3.00	0.00					
2009-03-02	DOW	Downer Edi	D	-2.91	0.60					
2009-03-02	MONY	Moneysupermar- ket.com	D	-2.97	0.10					
2009-03-02	VIE	Veolia Environnement	D	-2.96	0.70					
2009-03-02	BBBY	Bed Bath & Beyond	D	-2.90	1.10	HRB	H.& R.block	A	2.20	1.10
2009-03-02	MBT	Mobile Telesystems Adr	D	-2.96	0.30					
2009-03-02	AMMD	American Medical System	D	-2.91	0.10					
2009-03-02	GPN	Global Payments	D	-2.90	1.50					
2009-03-02	LOGN	Logitech International	D	-2.95	0.60					
2009-03-02	MTB	M&t Bank	D	-2.94	0.50					
2009-03-02	MWW	Monster Worldwide	D	-2.98	0.40					
2009-03-02	WSO	Watsco	D	-2.90	0.20					
2009-03-02	JPM	Jpmorgan Chase	D	-2.93	0.50					
2009-03-02	TWX	Time Warner	D	-2.93	1.10					
2009-03-02	STJ	St Jude Medical Inc	D	-2.89	0.20	CEPH	Cephalon	A	2.18	0.20
2009-03-02	WOR	Worleyparsons	D	-2.95	0.70					
2009-03-02	MA	Mastercard	D	-2.92	1.00					
2009-03-02	UTDI	United Internet	D	-2.94	0.40					
2009-03-02	CTCM	CTC Media	D	-2.98	0.20					
2009-03-02	2388	Boc Hong Kong	D	-2.94	0.50					
2009-03-02	COST	Costco Wholesale	D	-2.91	0.70					
2009-03-02	WFR	SunEdison	D	-2.98	0.00					
2009-03-02	2628	China Life Insurance	D	-2.93	0.50					
2009-03-02	WSM	Williams-sonoma	D	-2.95	0.20					
2009-03-02	TGT	Target	D	-2.92	0.80					
2009-03-02	BBVA	Banco Bilbao Vizcaya Argentaria	D	-2.94	0.10					
2009-03-02	ANF	Abercrombie & Fitch	D	-2.96	0.10					
2009-03-02	DTE	Deutsche Telekom	D	-2.86	0.20	MS	Morgan Stanley	B	1.33	0.20
2009-03-02	RYAAY	Ryanair Adr	C	-1.87	4.20	AN	Autonation	B	1.39	4.20
2009-03-02	ADP	Automatic Data Processing	D	-2.86	0.50	BLL	Ball	B	1.23	0.50
2009-03-02	LVS	Las Vegas Sands	D	-3.00	0.20					
2009-03-02	UPS	United Parcel Service	D	-2.91	0.40					
2009-03-02	NUVA	Nuvasive	D	-2.93	1.20					
2009-03-02	GFNOR- TEO	Grupo Financiero Banorte	D	-2.95	0.10					
2009-03-02	3988	Bank Of China	D	-2.91	1.00					
2009-03-02	BRBY	Burberry	D	-2.92	0.30					
2009-03-02	737	Hopewell Highway Infrastructure	D	-2.91	0.10					
2009-03-02	3231	Wistron	D	-2.92	0.00					
2009-03-02	1398	Industrial And Commercial Bank Of China	D	-2.92	0.80					
2009-03-02	GEO	Geox	D	-2.96	1.00					
2009-03-02	PAY	Verifone Systems	D	-2.97	0.10					
2009-03-02	PAC	Grupo Aeroportuario Del Pacífico Adr	D	-2.95	0.20					
2009-03-02	BLY	Boart Longyear	D	-2.99	0.10					
2009-03-02	FOXA	Twenty-first Century Fox	D	-2.96	0.10					
2009-03-02	BHGE	Baker Hughes, A Ge	D	-2.95	0.70					
2009-04-01	CHL	China Mobile Adr	D	-2.87	0.40	EQ	Embarq	B	1.25	0.40
2009-04-01	KPN	Koninklijke Kpn	D	-2.84	0.80	NEM	Newmont Mining	A	2.37	0.80
2009-04-01	BBDC4	Banco Bradesco	D	-2.90	1.20					

Date	Ticker	Name	R	SM	W (%)	Ticker	Name	R	SM	W (%)
2009-04-01	ALK	Alaska Air	C	-1.90	0.10	DRI	Darden Restaurants	A	2.43	0.10
2009-04-01	532174	Icici Bank	D	-2.96	0.40					
2009-04-01	SCHA	Schibsted	D	-2.96	0.20					
2009-04-01	TEL	Telenor	D	-2.94	0.30					
2009-04-01		Bayer	D	-2.90	0.60	ADM	Archer Daniels Midland	A	2.31	0.60
2009-04-01	NOKIA	Nokia	D	-2.95	0.50					
2009-04-01	7751	Canon	D	-2.91	0.50					
2009-04-01	VIV	Vivendi	D	-2.88	0.70	ROH	Rohm & Haas	A	2.29	0.70
2009-04-01	CS	Axa	D	-2.94	0.10					
2009-04-01	GLE	Societe Generale	D	-2.93	1.10					
2009-04-01	MSM	Msc Industrial Direct	D	-2.90	0.80					
2009-04-01	AXP	American Express	D	-2.95	0.50					
2009-04-01	BK	Bank Of New York Mellon	D	-2.91	1.30					
2009-04-01	DMGT	Daily Mail & General Trust	D	-2.90	0.30					
2009-04-01	3	The Hong Kong And China Gas	D	-2.91	0.20					
2009-04-01	CAL	Continental Airlines B	D	-2.93	0.00					
2009-04-01	CCL	Carnival	D	-2.91	0.70					
2009-04-01	TEL	Pldt	D	-2.87	0.40	UNH	Unitedhealth	A	2.21	0.40
2009-04-01	RAND	Randstad	D	-2.93	0.40					
2009-04-01	SAP	Sap	D	-2.89	1.70	SUN	Sunoco	A	2.18	1.70
2009-04-01	COF	Capital One Financial	D	-2.96	0.20					
2009-04-01	DIS	Walt Disney	D	-2.91	0.60					
2009-04-01	AVID	Avid Technology	D	-2.94	0.50					
2009-04-01	69	Shangri-la Asia	D	-2.94	0.30					
2009-04-01	ENGI	Engie	D	-2.91	0.70					
2009-04-01	STT	State Street	D	-2.93	0.30					
2009-04-01	BECN	Beacon Roofing Supply	C	-1.87	0.10	FDO	Family Dollar Stores	A	2.35	0.10
2009-04-01	6981	Murata Manufacturing	D	-2.93	0.20					
2009-04-01	ADSK	Autodesk	D	-2.94	0.60					
2009-04-01	KLAC	Kla-tencor	D	-2.93	0.10					
2009-04-01	LLTC	Linear Technology	D	-2.90	0.40	JAVA	Sun Microsystems	B	1.47	0.40
2009-04-01	LOW	Lowe's Companies	D	-2.87	1.40	AZO	Autozone	A	2.24	1.40
2009-04-01	MAN	Manpower Rg	D	-2.92	0.80					
2009-04-01	ROG	Roche	D	-2.87	0.20	PNW	Pinnacle West Capital	A	2.16	0.20
2009-04-01	MDT	Medtronic	D	-2.91	0.20					
2009-04-01	FLEX	Flex	D	-2.96	0.10					
2009-04-01	MSFT	Microsoft	D	-2.90	1.90	MU	Micron Technology	B	1.41	1.90
2009-04-01	PAYX	Paychex	D	-2.88	0.80	CVG	Convergys	B	1.34	0.80
2009-04-01	HSBA	Hsbc	D	-2.92	0.60					
2009-04-01	FRE	Fresenius	D	-2.92	1.10					
2009-04-01	RHI	Robert Half International	D	-2.89	0.80	MWV	MeadWestvaco	B	1.26	0.80
2009-04-01	OMC	Omicom	D	-2.92	0.50					
2009-04-01	TLKM	Telekomunikasi Indonesia	D	-2.90	0.20					
2009-04-01	SLB	Schlumberger	D	-2.94	1.30					
2009-04-01	AKRA	Akr Corporindo	D	-2.93	0.10					
2009-04-01	UNP	Union Pacific	D	-2.92	0.50					
2009-04-01	ESND	Essendant	D	-2.90	0.30	BLL	Ball	B	1.26	0.30
2009-04-01	VAR	Varian Medical Systems	D	-2.92	0.40					
2009-04-01	WFC	Wells Fargo	D	-2.94	0.10					
2009-04-01	RICHT	Chemical Works Of Gedeon Richter	D	-2.87	0.50	MS	Morgan Stanley	B	1.43	0.50
2009-04-01	941	China Mobile	D	-2.93	0.40					
2009-04-01	LTM	Life Time Fitness	D	-2.95	0.10					
2009-04-01	CSCO	Cisco Systems	D	-2.89	3.00	SNDK	Sandisk Corp	B	1.39	3.00
2009-04-01	MASI	Masimo	D	-2.88	0.30	MYL	Mylan N.V.	A	2.39	0.30
2009-04-01	EBAY	Ebay	D	-2.93	0.50					
2009-04-01	ARRY	Array Biopharma	D	-2.95	0.00					
2009-04-01	VOD	Vodafone	D	-2.86	0.60	FCX	Freeport-mcmoran	B	1.39	0.60
2009-04-01		American Intl	D	-3.00	0.00					



Date	Ticker	Name	R	SM	W (%)	Ticker	Name	R	SM	W (%)
2009-04-01	MONY	Moneysupermarket.com	D	-2.97	0.10					
2009-04-01	AMMD	American Medical System	D	-2.90	0.10	WYE	Wyeth	A	2.24	0.10
2009-04-01	GPN	Global Payments	D	-2.89	1.60	APH	Amphenol	B	1.26	1.60
2009-04-01	AMX	America Movil	D	-2.93	0.70					
2009-04-01	LOGN	Logitech International	D	-2.94	0.60					
2009-04-01	MTB	M&t Bank	D	-2.92	0.60					
2009-04-01	MWW	Monster Worldwide	D	-2.98	0.40					
2009-04-01	WSO	Watsco	D	-2.90	0.20					
2009-04-01	JPM	Jpmorgan Chase	D	-2.91	1.30					
2009-04-01	UTDI	United Internet	D	-2.93	0.70					
2009-04-01	CTCM	CTC Media	D	-2.97	0.30					
2009-04-01	2388	Boc Hong Kong	D	-2.93	0.50					
2009-04-01	COST	Costco Wholesale	D	-2.90	0.70	AN	Autonation	B	1.55	0.70
2009-04-01	TGT	Target	D	-2.90	0.90					
2009-04-01	BBVA	Banco Bilbao Vizcaya Argentaria	D	-2.93	0.20					
2009-04-01	VZ	Verizon Communications	D	-2.85	0.50	CTL	Centurylink	B	1.22	0.50
2009-04-01	RYAAY	Ryanair Adr	C	-1.86	3.90	JWN	Nordstrom	B	1.37	3.90
2009-04-01	ADP	Automatic Data Processing	D	-2.85	0.30	FLS	Flowserve	B	1.25	0.30
2009-04-01	LVS	Las Vegas Sands	D	-3.00	0.30					
2009-04-01	UPS	United Parcel Service	D	-2.88	1.10	GR	Goodrich	B	1.24	1.10
2009-04-01	NUVA	Nuvasive	D	-2.91	0.60					
2009-04-01	GFNOR-TEO	Grupo Financiero Banorte	D	-2.94	0.10					
2009-04-01	1398	Industrial And Commercial Bank Of China	D	-2.89	0.90	TSN	Tyson Foods	B	1.37	0.90
2009-04-01	PAC	Grupo Aeroportuario Del Pacifico Adr	D	-2.94	0.20					
2009-04-01	FOXA	Twenty-first Century Fox	D	-2.95	0.20					
2009-04-01	BHGE	Baker Hughes, A Ge	D	-2.95	0.30					
2009-05-01	CHL	China Mobile Adr	D	-2.87	0.30	EQ	Embarq	A	2.25	0.30
2009-05-01	KPN	Koninklijke Kpn	D	-2.86	0.70	JAVA	Sun Microsystems	A	2.54	0.70
2009-05-01	ALK	Alaska Air	C	-1.91	0.10	AN	Autonation	A	2.69	0.10
2009-05-01	SCHA	Schibsted	D	-2.94	0.30					
2009-05-01	TEL	Telenor	D	-2.94	0.30					
2009-05-01		Bayer	D	-2.89	0.50	DNR	Denbury Resources	A	2.50	0.50
2009-05-01	NOKIA	Nokia	D	-2.94	0.50					
2009-05-01	7751	Canon	D	-2.90	0.50					
2009-05-01	VIV	Vivendi	D	-2.87	0.60	MU	Micron Technology	A	2.48	0.60
2009-05-01	CS	Axa	D	-2.91	0.20					
2009-05-01	CAL	Continental Airlines B	D	-2.88	0.00	DRI	Darden Restaurants	A	2.44	0.00
2009-05-01	SAP	Sap	D	-2.88	1.60	MS	Morgan Stanley	A	2.47	1.60
2009-05-01	COF	Capital One Financial	D	-2.95	0.20					
2009-05-01	DIS	Walt Disney	D	-2.89	0.60	WFM	Whole Foods Market	A	2.43	0.60
2009-05-01	AVID	Avid Technology	D	-2.93	0.50					
2009-05-01	ENGI	Engie	D	-2.90	0.60	GS	Goldman Sachs	A	2.41	0.60
2009-05-01	STT	State Street Singapore	D	-2.92	0.30					
2009-05-01	Z74	Telecommunications	D	-2.84	0.30	AKAM	Akamai Technologies	A	2.40	0.30
2009-05-01	6981	Murata Manufacturing	D	-2.93	0.20					
2009-05-01	ADSK	Autodesk	D	-2.94	0.60					
2009-05-01	KLAC	Kla-tencor	D	-2.90	0.20					
2009-05-01	LLTC	Linear Technology	D	-2.90	0.30					
2009-05-01	ROG	Roche	D	-2.88	0.20	TSO	Tesoro	A	2.39	0.20
2009-05-01	HSBA	Hsbc	D	-2.90	0.60					
2009-05-01	FRE	Fresenius	D	-2.91	1.00					

Date	Ticker	Name	R	SM	W (%)	Ticker	Name	R	SM	W (%)
2009-05-01	TDS	Telephone And Data Systems	D	-2.86	0.60	F	Ford Motor	A	2.75	0.60
2009-05-01	AKRA	Akr Corporindo	D	-2.92	0.10					
2009-05-01	UNP	Union Pacific	D	-2.90	0.50					
2009-05-01	VAR	Varian Medical Systems	D	-2.91	0.40					
2009-05-01	WFC	Wells Fargo	D	-2.92	0.20					
2009-05-01	941	China Mobile	D	-2.93	0.30					
2009-05-01	VRTX	Vertex Pharmaceuticals	C	-1.86	1.00	MYL	Mylan N.V.	A	2.38	1.00
2009-05-01	ARRY	Array Biopharma	D	-2.94	0.00					
2009-05-01		American Intl	D	-3.00	0.00					
2009-05-01	MONY	Moneysupermarket.com	D	-2.96	0.10					
2009-05-01	AMMD	American Medical System	D	-2.89	0.10	LIFE	Life Technologies	A	2.29	0.10
2009-05-01	GPN	Global Payments	D	-2.89	1.30	GR	Goodrich	A	2.28	1.30
2009-05-01	LOGN	Logitech International	D	-2.92	0.70					
2009-05-01	SKY	Sky	C	-1.84	0.70	CCE	Coca-Cola Enterprises	A	2.37	0.70
2009-05-01	MCK	Mckesson	D	-2.86	0.60	FDO	Family Dollar Stores	A	2.34	0.60
2009-05-01	STJ	St Jude Medical Inc	D	-2.85	0.10	AGN	Allergan	A	2.25	0.10
2009-05-01	COST	Costco Wholesale	D	-2.89	0.70	KSS	Kohl's	A	2.28	0.70
2009-05-01	AET	Aetna	D	-2.88	0.60	WYE	Wyeth	A	2.24	0.60
2009-05-01	BBVA	Banco Bilbao Vizcaya Argentaria	D	-2.91	0.20					
2009-05-01	RYAAY	Ryanair Adr	C	-1.83	4.20	WAG	Walgreens Boots Alliance	A	2.25	4.20
2009-05-01	ADP	Automatic Data Processing	D	-2.85	0.30		Fidelity National Information Services	A	2.24	0.30
2009-05-01	LVS	Las Vegas Sands	D	-2.99	0.60					
2009-05-01	GFNORTEO	Grupo Financiero Banorte	D	-2.93	0.10					
2009-05-01	737	Hopewell Highway Infrastructure	D	-2.84	0.10	DHI	D.r. Horton	A	2.35	0.10
2009-05-01	FOXA	Twenty-first Century Fox	D	-2.94	0.20					
2009-05-01	BHGE	Baker Hughes, A Ge	D	-2.93	0.30					
2009-06-01	KPN	Koninklijke Kpn	D	-2.86	0.60	GNW	Genworth Financial	A	3.00	0.60
2009-06-01	ALK	Alaska Air	D	-2.91	0.10					
2009-06-01	AMGN	Amgen	D	-2.87	0.30	CI	Cigna	A	2.44	0.30
2009-06-01		Bayer	D	-2.88	0.50	F	Ford Motor	A	2.81	0.50
2009-06-01	7751	Canon	D	-2.90	0.50					
2009-06-01	VIV	Vivendi	D	-2.88	0.50	PRU	Prudential Financial	A	2.58	0.50
2009-06-01	CAL	Continental Airlines B	D	-2.89	0.00	WYN	Wyndham Worldwide	A	2.71	0.00
2009-06-01	ENGI	Engie	D	-2.89	0.60	GT	Goodyear Tire & Rubber	A	2.58	0.60
2009-06-01	ROG	Roche	D	-2.88	0.20	FCX	Freeport-mcmoran	A	2.58	0.20
2009-06-01	FRE	Fresenius	D	-2.91	1.10					
2009-06-01	VAR	Varian Medical Systems	D	-2.90	0.40					
2009-06-01	VRTX	Vertex Pharmaceuticals	C	-1.86	0.90	MYL	Mylan N.V.	A	2.39	0.90
2009-06-01	ARRY	Array Biopharma	D	-2.94	0.00					
2009-06-01	SKY	Sky	C	-1.85	0.60	MS	Morgan Stanley	A	2.54	0.60
2009-06-01	MCK	Mckesson	D	-2.84	0.60	AN	Autonation	A	2.67	0.60
2009-06-01	AET	Aetna	D	-2.85	0.60	CVH	Coventry Health Care	A	2.38	0.60
2009-06-01	737	Hopewell Highway Infrastructure	D	-2.84	0.10	JAVA	Sun Microsystems	A	2.54	0.10
2009-07-01	KPN	Koninklijke Kpn	D	-2.85	0.60	GNW	Genworth Financial	A	3.00	0.60
2009-07-01	ALK	Alaska Air	D	-2.90	0.10	AN	Autonation	A	2.70	0.10
2009-07-01		Bayer	D	-2.89	0.50	F	Ford Motor	A	2.78	0.50
2009-07-01	CAL	Continental Airlines B	D	-2.90	0.00	WYN	Wyndham Worldwide	A	2.70	0.00



Date	Ticker	Name	R	SM	W (%)	Ticker	Name	R	SM	W (%)
2009-07-01	ENGI	Engie	D	-2.90	0.90	IP	International Paper	A	2.62	0.90
2009-07-01	MASI	Masimo	D	-2.88	0.20	THC	Tenet Healthcare	A	2.53	0.20
2009-07-01	VOD	Vodafone	D	-2.85	0.50	AKS	Ak Steel	A	2.61	0.50
2009-07-01	MYGN	Myriad Genetics	C	-1.91	0.50	CI	Cigna	A	2.46	0.50
2009-07-01	TWX	Time Warner	D	-2.92	0.90					
2009-07-01	OR01	Citigroup	D	-2.98	0.60					
2009-08-03		Bayer	D	-2.87	0.50	F	Ford Motor	A	3.00	0.50
2009-08-03	OPAP	Opap Br	D	-2.88	0.10	GNW	Genworth Financial	A	3.00	0.10
2009-08-03	BK	Bank Of New York Mellon	C	-1.84	1.10	FITB	Fifth Third Bancorp	A	3.00	1.10
2009-08-03	CAL	Continental Airlines B	D	-2.87	0.00	AN	Autonation	A	2.82	0.00
2009-08-03	ENGI	Engie	D	-2.90	0.80	GT	Goodyear Tire & Rubber	A	2.85	0.80
2009-08-03	LOW	Lowe's Companies	C	-1.82	1.20	WYN	Wyndham Worldwide	A	2.81	1.20
2009-08-03	TDS	Telephone And Data Systems	D	-2.87	0.40	CTL	Centurylink	A	2.20	0.40
2009-08-03	MASI	Masimo	D	-2.87	0.10	THC	Tenet Healthcare	A	2.78	0.10
2009-08-03	MYGN	Myriad Genetics	D	-2.90	0.50					
2009-08-03	OR01	Citigroup	D	-2.98	0.60					
2009-08-03	GEO	Geox	C	-1.83	0.80	BAC	Bank Of America	A	2.81	0.80
2009-09-01	CRA	Celera	D	-2.93	0.10					
2009-09-01	NOKIA	Nokia	D	-2.86	0.40	HIG	The Hartford Financial Services	A	2.97	0.40
2009-09-01	OPAP	Opap Br	D	-2.88	0.10	F	Ford Motor	A	2.96	0.10
2009-09-01	BK	Bank Of New York Mellon	C	-1.84	1.10	FITB	Fifth Third Bancorp	A	3.00	1.10
2009-09-01	2498	Htc	C	-1.89	0.10	IP	International Paper	A	2.89	0.10
2009-09-01	TDS	Telephone And Data Systems	D	-2.87	0.40	CTL	Centurylink	A	2.21	0.40
2009-09-01	USM	United States Cellular	D	-2.85	0.10	GNW	Genworth Financial	A	3.00	0.10
2009-09-01	S	Sprint Nextel	C	-1.89	0.10	T	At&t	B	1.19	0.10
2009-09-01	MASI	Masimo	D	-2.85	0.20	THC	Tenet Healthcare	A	2.81	0.20
2009-09-01	MYGN	Myriad Genetics	D	-2.89	0.50	CI	Cigna	A	2.54	0.50
2009-09-01	WFR	SunEdison	C	-1.88	0.00	MU	Micron Technology	A	2.69	0.00
2009-09-01	RYAAY	Ryanair Adr	C	-1.86	3.10	WYN	Wyndham Worldwide	A	2.82	3.10
2009-09-01	GEO	Geox	C	-1.82	0.80	BAC	Bank Of America	A	2.87	0.80
2009-10-01	ACXM	Acxiom	C	-1.88	0.80	WYN	Wyndham Worldwide	A	2.89	0.80
2009-10-01	OPAP	Opap Br	D	-2.88	0.10	FITB	Fifth Third Bancorp	A	3.00	0.10
2009-10-01	MON	Monsanto	C	-1.86	0.20	F	Ford Motor	A	2.92	0.20
2009-10-01	2498	Htc	D	-2.89	0.10	THC	Tenet Healthcare	A	3.00	0.10
2009-10-01	7974	Nintendo	D	-2.94	0.40					
2009-10-01	S	Sprint Nextel	C	-1.89	0.10	FTR	Frontier Communications	A	2.23	0.10
2009-10-01	MYGN	Myriad Genetics	D	-2.90	0.50					
2009-10-01	RYAAY	Ryanair Adr	C	-1.85	3.30	WYNN	Wynn Resorts	A	2.71	3.30
2009-11-02	AMGN	Amgen	C	-1.86	0.20	THC	Tenet Healthcare	A	2.98	0.20
2009-11-02	NOKIA	Nokia	D	-2.87	0.40	FITB	Fifth Third Bancorp	A	3.00	0.40
2009-11-02	DRIV	Digital River	C	-1.91	0.30	SNDK	Sandisk Corp	A	2.65	0.30
2009-11-02	OPAP	Opap Br	D	-2.88	0.10	HIG	The Hartford Financial Services	A	3.00	0.10
2009-11-02	MON	Monsanto	C	-1.88	0.20	F	Ford Motor	A	3.00	0.20
2009-11-02	BECN	Beacon Roofing Supply	C	-1.86	0.10	WYN	Wyndham Worldwide	A	2.97	0.10
2009-11-02	2498	Htc	D	-2.89	0.10	GNW	Genworth Financial	A	3.00	0.10
2009-11-02	7974	Nintendo	D	-2.94	0.40					
2009-11-02	LOW	Lowe's Companies	C	-1.86	1.00	AN	Autonation	A	2.70	1.00
2009-11-02	PEG	Public Service Enterprise	C	-1.85	0.10	AES	Aes	A	2.45	0.10
2009-11-02	FRE	Fresenius	C	-1.84	1.20	IP	International Paper	A	2.92	1.20
2009-11-02	941	China Mobile	C	-1.87	0.30	SCN	Prologis	A	2.84	0.30
2009-11-02	S	Sprint Nextel	C	-1.91	0.10	FTR	Frontier Communications	A	2.22	0.10

Date	Ticker	Name	R	SM	W (%)	Ticker	Name	R	SM	W (%)
2009-11-02	ARRY	Array Biopharma	D	-2.93	0.00					
2009-11-02	QCOM	Qualcomm	C	-1.86	0.80	MU	Micron Technology	A	2.65	0.80
2009-11-02	MYGN	Myriad Genetics	D	-2.91	0.40					
2009-11-02	STJ	St Jude Medical Inc	C	-1.86	0.10	CI	Cigna	A	2.53	0.10
2009-12-01	AMGN	Amgen	C	-1.85	0.20	THC	Tenet Healthcare International	A	2.88	0.20
2009-12-01	NOKIA	Nokia	D	-2.86	0.40	IP	Paper	A	3.00	0.40
2009-12-01	DRIV	Digital River	C	-1.89	0.00	MU	Micron Technology	A	2.77	0.00
2009-12-01	OPAP	Opap Br	D	-2.88	0.10	GNW	Genworth Financial	A	3.00	0.10
2009-12-01	BK	Bank Of New York Mellon	C	-1.85	0.90	FITB	Fifth Third Bancorp	A	3.00	0.90
2009-12-01	MON	Monsanto	C	-1.85	0.20	F	Ford Motor	A	3.00	0.20
2009-12-01	BECN	Beacon Roofing Supply	C	-1.85	0.10	WYN	Wyndham Worldwide	A	3.00	0.10
2009-12-01	2498	Htc	D	-2.88	0.10	SCN	Prologis	A	2.98	0.10
2009-12-01	7974	Nintendo	D	-2.94	0.30					
2009-12-01	LOW	Lowe's Companies	C	-1.84	1.00	PCLN	The Priceline	A	2.76	1.00
2009-12-01	ISIL	Intersil	C	-1.86	0.10	AMD	Advanced Micro Devices	A	2.67	0.10
2009-12-01	RHI	Robert Half International	C	-1.86	0.60	JBL	Jabil Circuit	A	2.70	0.60
2009-12-01	ZION	Zions Bancorp	C	-1.89	0.40	HIG	The Hartford Financial Services	A	3.00	0.40
2009-12-01	ARRY	Array Biopharma	D	-2.92	0.00					
2009-12-01	QCOM	Qualcomm	C	-1.84	0.60	SNDK	Sandisk Corp	A	2.65	0.60
2009-12-01	MYGN	Myriad Genetics	D	-2.91	0.80					
2009-12-01	STJ	St Jude Medical Inc	C	-1.85	0.10	CI	Cigna	A	2.63	0.10
2009-12-01	RYAAY	Ryanair Adr	C	-1.86	2.60	JWN	Nordstrom	A	2.73	2.60
2009-12-01	GEO	Geox	C	-1.88	0.60	BAC	Bank Of America	A	2.84	0.60
2010-01-01	AMGN	Amgen	C	-1.85	0.20	THC	Tenet Healthcare International	A	3.00	0.20
2010-01-01	NOKIA	Nokia	D	-2.86	0.40	IP	Paper	A	3.00	0.40
2010-01-01	DRIV	Digital River	C	-1.89	0.10	MU	Micron Technology	A	3.00	0.10
2010-01-01	OPAP	Opap Br	D	-2.89	0.10	F	Ford Motor	A	3.00	0.10
2010-01-01	BK	Bank Of New York Mellon	C	-1.85	0.90	FITB	Fifth Third Bancorp	A	3.00	0.90
2010-01-01	SAP	Sap	C	-1.84	0.60	HIG	The Hartford Financial Services	A	3.00	0.60
2010-01-01	7974	Nintendo	D	-2.94	0.30					
2010-01-01	ISIL	Intersil	C	-1.85	0.10	SNDK	Sandisk Corp	A	2.91	0.10
2010-01-01	MFE	McAfee	C	-1.85	1.30	AMD	Advanced Micro Devices	A	2.90	1.30
2010-01-01	RHI	Robert Half International	C	-1.84	0.70	JBL	Jabil Circuit	A	2.92	0.70
2010-01-01	NTES	Netease Adr	C	-1.87	1.00	WDC	Western Digital	A	2.74	1.00
2010-01-01	ZION	Zions Bancorp	D	-2.89	0.40	SCN	Prologis	A	3.00	0.40
2010-01-01	HOLX	Hologic	C	-1.86	0.60	CI	Cigna	A	2.67	0.60
2010-01-01	ARRY	Array Biopharma	D	-2.89	0.00	ISRG	Intuitive Surgical	A	2.59	0.00
2010-01-01	MYGN	Myriad Genetics	D	-2.91	0.90					
2010-01-01	WSO	Watsco	C	-1.86	0.10	RRD	R.r.donnelleys&sons	A	2.67	0.10
2010-01-01	STJ	St Jude Medical Inc	C	-1.85	0.10	MYL	Mylan N.V.	A	2.53	0.10
2010-01-01	TKA	Telekom Austria	C	-1.87	0.20	GNW	Genworth Financial	A	3.00	0.20
2010-01-01	CTAS	Cintas	C	-1.86	0.10	MAS	Masco	A	2.63	0.10
2010-01-01	RYAAY	Ryanair Adr	C	-1.85	2.70	WYN	Wyndham Worldwide	A	3.00	2.70
2010-01-01	GEO	Geox	C	-1.87	0.60	LNC	Lincoln National	A	2.83	0.60
2010-02-01	AMGN	Amgen	C	-1.84	0.20	THC	Tenet Healthcare	A	3.00	0.20
2010-02-01	DRIV	Digital River	D	-2.90	0.10	MU	Micron Technology	A	2.90	0.10
2010-02-01	DBK	Deutsche Bank	C	-1.87	1.50	F	Ford Motor	A	3.00	1.50
2010-02-01	OPAP	Opap Br	D	-2.89	0.10	GNW	Genworth Financial	A	3.00	0.10
2010-02-01	CPI	Capita	C	-1.85	0.50	IP	International Paper	A	2.97	0.50
2010-02-01	MMC	Marsh & McLennan Cos	C	-1.86	0.50	FITB	Fifth Third Bancorp	A	3.00	0.50
2010-02-01	MFE	McAfee	C	-1.86	1.30	SNDK	Sandisk Corp	A	2.82	1.30
2010-02-01	BELA	Jumbo	C	-1.87	0.40	SCN	Prologis	A	2.95	0.40
2010-02-01	NTES	Netease Adr	C	-1.88	0.90	AMD	Advanced Micro Devices	A	2.74	0.90

Date	Ticker	Name	R	SM	W (%)	Ticker	Name	R	SM	W (%)
2010-02-01	HOLX	Hologic	C	-1.85	0.60	ISRG	Intuitive Surgical	A	2.64	0.60
2010-02-01	ARRY	Array Biopharma	D	-2.91	0.00					
2010-02-01	MYGN	Myriad Genetics	D	-2.91	0.90					
2010-02-01	WSO	Watsco	C	-1.86	0.10	JBL	Jabil Circuit	A	2.81	0.10
2010-02-01	JPM	Jpmorgan Chase	C	-1.86	2.00	HIG	The Hartford Financial Services	A	3.00	2.00
2010-02-01	TKA	Telekom Austria	C	-1.87	0.20	LNC	Lincoln National	A	2.83	0.20
2010-02-01	CTAS	Cintas	C	-1.86	0.10	MAS	Masco	A	2.64	0.10
2010-02-01						WYN	Wyndham Worldwide	A	3.00	2.80
2010-02-01	RYAAY	Ryanair Adr	C	-1.85	2.80	CI	Cigna	A	2.64	0.30
2010-02-01	NUVA	Nuvasive	D	-2.89	0.30	BAC	Bank Of America	A	2.82	1.00
2010-02-01	3988	Bank Of China	C	-1.87	1.00	HBAN	Huntington Bancshares	A	2.80	0.60
2010-02-01	GEO	Geox	D	-2.88	0.60	THC	Tenet Healthcare	A	2.98	0.20
2010-03-01	AMGN	Amgen	C	-1.85	0.20	SNDK	Sandisk Corp	A	3.00	0.10
2010-03-01	DRIV	Digital River	D	-2.89	0.10	F	Ford Motor	A	3.00	1.50
2010-03-01	DBK	Deutsche Bank	C	-1.86	1.50	HIG	The Hartford Financial Services	A	3.00	0.10
2010-03-01	OPAP	Opap Br	D	-2.90	0.10	GNW	Genworth Financial	A	3.00	0.50
2010-03-01	CPI	Capita	C	-1.85	0.50	IP	International Paper	A	2.99	0.10
2010-03-01	PRU	Prudential	C	-1.86	0.10	SCN	Prologis	A	2.94	0.30
2010-03-01	GENT	Genting Marsh & Mclennan Cos	C	-1.87	0.30	FITB	Fifth Third Bancorp	A	3.00	0.50
2010-03-01	MMC	Mclennan Cos	C	-1.85	0.50	MU	Micron Technology	A	2.96	1.30
2010-03-01	MFE	McAfee	C	-1.85	1.30	BAC	Bank Of America	A	2.89	0.20
2010-03-01	532149	Bank Of India	C	-1.88	0.20	LNC	Lincoln National	A	2.85	0.40
2010-03-01	BELA	Jumbo	C	-1.88	0.40	JDSU	JDS Uniphase Corporation	A	2.85	1.00
2010-03-01	NTES	Netease Adr	C	-1.86	1.00					
2010-03-01	ARRY	Array Biopharma	D	-2.91	0.00					
2010-03-01	MYGN	Myriad Genetics	D	-2.92	0.80					
2010-03-01	CTCM	CTC Media	C	-1.86	0.60	WYN	Wyndham Worldwide	A	3.00	0.60
2010-03-01	2628	China Life Insurance	C	-1.86	0.40	CLF	Cliffs Natural Resources	A	2.82	0.40
2010-03-01	TKA	Telekom Austria	D	-2.87	0.20	JWN	Nordstrom	A	2.80	0.20
2010-03-01	CTAS	Cintas	C	-1.86	0.10	JBL	Jabil Circuit	A	2.82	0.10
2010-03-01	BBVA	Banco Bilbao Vizcaya Argentaria	C	-1.88	0.10	PRU	Prudential Financial	A	2.79	0.10
2010-03-01						PCLN	The Priceline	A	2.84	2.70
2010-03-01	RYAAY	Ryanair Adr	C	-1.85	2.70	HBAN	Huntington Bancshares	A	2.78	1.00
2010-03-01	3988	Bank Of China	C	-1.87	1.00					
2010-03-01	1398	Industrial And Commercial Bank Of China	C	-1.86	0.90	HAR	Harman Ind Inc	A	2.77	0.90
2010-03-01	GEO	Geox	D	-2.87	0.60	AMD	Advanced Micro Devices	A	2.76	0.60
2010-04-01	PRU	Prudential	C	-1.85	0.20	FITB	Fifth Third Bancorp	A	3.00	0.20
2010-04-01	TEL	Pldt	C	-1.85	0.10	IP	International Paper	A	3.00	0.10
2010-04-01	MON	Monsanto	D	-2.86	0.20	F	Ford Motor	A	3.00	0.20
2010-04-01	MFE	McAfee	C	-1.85	1.20	MU	Micron Technology	A	3.00	1.20
2010-04-01	TLKM	Telekomunikasi Indonesia	C	-1.87	0.20	LNC	Lincoln National	A	3.00	0.20
2010-04-01	BELA	Jumbo	C	-1.87	0.40	HIG	The Hartford Financial Services	A	3.00	0.40
2010-04-01	NTES	Netease Adr	C	-1.87	0.90	SNDK	Sandisk Corp	A	3.00	0.90
2010-04-01	SSE	Sse	C	-1.85	0.50	GNW	Genworth Financial	A	3.00	0.50
2010-04-01	MASI	Masimo	C	-1.86	0.10	THC	Tenet Healthcare	A	3.00	0.10
2010-04-01	ARRY	Array Biopharma	D	-2.90	0.00	CI	Cigna	A	2.70	0.00
2010-04-01	QCOM	Qualcomm	D	-2.86	1.80	JDSU	JDS Uniphase Corporation	A	2.95	1.80
2010-04-01	DOW	Downer Edi	C	-1.87	0.50	WYN	Wyndham Worldwide	A	3.00	0.50
2010-04-01	SC	Shoppers Drug Mart	C	-1.84	0.50	CLF	Cliffs Natural Resources	A	3.00	0.50
2010-04-01	LOGN	Logitech International	C	-1.86	0.10	SCN	Prologis	A	2.98	0.10
2010-04-01	MYGN	Myriad Genetics	D	-2.84	0.80	ISRG	Intuitive Surgical	A	2.68	0.80
2010-04-01	2628	China Life Insurance	C	-1.85	0.60	PCLN	The Priceline	A	2.91	0.60

Date	Ticker	Name	R	SM	W (%)	Ticker	Name	R	SM	W (%)
2010-04-01	TKA	Telekom Austria	D	-2.86	0.20	PRU	Prudential Financial	A	2.90	0.20
2010-04-01	BBVA	Banco Bilbao Vizcaya Argentaria	C	-1.87	0.10	MEE	Massey Energy Corp	A	2.89	0.10
2010-04-01	3988	Bank Of China	C	-1.86	0.60	JWN	Nordstrom	A	2.89	0.60
2010-04-01	939	China Construction Bank	C	-1.85	0.50	HBAN	Huntington Bancshares	A	2.88	0.50
2010-04-01	3231	Wistron	C	-1.85	0.20	AMD	Advanced Micro Devices	A	2.87	0.20
2010-04-01	1398	Industrial And Commercial Bank Of China	C	-1.86	1.00	JBL	Jabil Circuit	A	2.86	1.00
2010-05-03	BNP	Bnp Paribas	C	-1.85	0.30	FITB	Fifth Third Bancorp	A	3.00	0.30
2010-05-03	PRU	Prudential	C	-1.85	0.20	HBAN	Huntington Bancshares	A	3.00	0.20
2010-05-03	TEL	Pldt	C	-1.85	0.10	IP	International Paper	A	3.00	0.10
2010-05-03	MON	Monsanto	D	-2.88	0.10	F	Ford Motor	A	3.00	0.10
2010-05-03	TLKM	Telekomunikasi Indonesia	C	-1.87	0.20	LNC	Lincoln National	A	3.00	0.20
2010-05-03	BELA	Jumbo	C	-1.90	0.30	HIG	The Hartford Financial Services	A	3.00	0.30
2010-05-03	NTES	Netease Adr	C	-1.88	0.90	JDSU	JDS Uniphase Corporation	A	3.00	0.90
2010-05-03	SSE	Sse	D	-2.85	0.50	GNW	Genworth Financial	A	3.00	0.50
2010-05-03	VRTX	Vertex Pharmaceuticals	C	-1.85	0.90	THC	Tenet Healthcare	A	3.00	0.90
2010-05-03	MASI	Masimo	C	-1.87	0.10	ISRG	Intuitive Surgical	A	2.73	0.10
2010-05-03	QCOM	Qualcomm	D	-2.87	1.70	SNDK	Sandisk Corp	A	3.00	1.70
2010-05-03	9984	Softbank	C	-1.86	0.40	WYN	Wyndham Worldwide	A	3.00	0.40
2010-05-03	DOW	Downer Edi	C	-1.87	0.50	SCN	Prologis	A	3.00	0.50
2010-05-03	MONY	Moneysupermarket.com	C	-1.86	0.10	WYNN	Wynn Resorts	A	2.99	0.10
2010-05-03	SC	Shoppers Drug Mart	D	-2.87	0.40	HOT	Strw Htl Res Wrlwd	A	2.98	0.40
2010-05-03	LOGN	Logitech	C	-1.85	0.10	WHR	Whirlpool	A	2.96	0.10
2010-05-03	MYGN	Myriad Genetics	D	-2.84	0.80	MYL	Mylan N.V.	A	2.64	0.80
2010-05-03	MWW	Monster Worldwide	C	-1.84	0.50	JBL	Jabil Circuit	A	2.82	0.50
2010-05-03	2628	China Life Insurance	C	-1.86	0.50	PCLN	The Priceline	A	2.95	0.50
2010-05-03	BBVA	Banco Bilbao Vizcaya Argentaria	C	-1.88	0.10	PRU	Prudential Financial	A	2.95	0.10
2010-05-03	939	China Construction Bank	C	-1.86	0.40	JWN	Nordstrom	A	2.93	0.40
2010-05-03	3231	Wistron	C	-1.85	0.20	COF	Capital One Financial	A	2.93	0.20
2010-05-03	1398	Industrial And Commercial Bank Of China	C	-1.87	0.90	PXD	Pioneer Natural Resources	A	2.91	0.90
2010-05-03	GOOGL	Alphabet	C	-1.86	2.20	MU	Micron Technology	A	2.98	2.20
2010-06-01	BNP	Bnp Paribas	C	-1.87	0.30	FITB	Fifth Third Bancorp	A	3.00	0.30
2010-06-01	SPLS	Staples	C	-1.86	0.40	WYN	Wyndham Worldwide	A	3.00	0.40
2010-06-01	PRU	Prudential	C	-1.85	0.20	F	Ford Motor	A	3.00	0.20
2010-06-01	SN.	Smith & Nephew	C	-1.85	0.10	HIG	The Hartford Financial Services	A	3.00	0.10
2010-06-01	TEL	Pldt	C	-1.85	0.10	GNW	Genworth Financial	A	3.00	0.10
2010-06-01	MON	Monsanto	D	-2.91	0.10					
2010-06-01	2353	Acer	C	-1.87	0.90	HBAN	Huntington Bancshares	A	2.97	0.90
2010-06-01	MFE	McAfee	D	-2.88	1.10	SNDK	Sandisk Corp	A	3.00	1.10
2010-06-01	TLKM	Telekomunikasi Indonesia	C	-1.88	0.20	IP	International Paper	A	2.91	0.20
2010-06-01	BELA	Jumbo	D	-2.91	0.30					
2010-06-01	NTES	Netease Adr	D	-2.89	0.80	MU	Micron Technology	A	2.85	0.80
2010-06-01	SSE	Sse	D	-2.85	0.50	WYNN	Wynn Resorts	A	2.88	0.50
2010-06-01	VRTX	Vertex Pharmaceuticals	C	-1.87	0.90	THC	Tenet Healthcare	A	2.87	0.90

Date	Ticker	Name	R	SM	W (%)	Ticker	Name	R	SM	W (%)
2010-06-01	HOLX	Hologic	C	-1.88	0.60	MYL	Mylan N.V.	A	2.55	0.60
2010-06-01	MASI	Masimo	C	-1.88	0.10	MIL	Millipore	A	2.40	0.10
2010-06-01	QCOM	Qualcomm	D	-2.88	1.70	JDSU	JDS Uniphase Corporation	A	2.81	1.70
2010-06-01	9984	Softbank	C	-1.85	0.40	LNC	Lincoln National	A	2.85	0.40
2010-06-01	DOW	Downer Edi	C	-1.92	0.40	WHR	Whirlpool	A	2.85	0.40
2010-06-01	MONY	Moneysupermarket.com	C	-1.88	0.10	PXD	Pioneer Natural Resources	A	2.85	0.10
2010-06-01	SC	Shoppers Drug Mart	D	-2.87	0.50	JWN	Nordstrom	A	2.84	0.50
2010-06-01	LOGN	Logitech International	C	-1.86	0.10	PRU	Prudential Financial	A	2.84	0.10
2010-06-01	MYGN	Myriad Genetics	D	-2.88	0.60	HSP	Hospira	A	2.39	0.60
2010-06-01	MWW	Monster Worldwide	C	-1.88	0.40	JBL	Jabil Circuit	A	2.68	0.40
2010-06-01	2628	China Life Insurance	C	-1.86	0.60	COF	Capital One Financial	A	2.81	0.60
2010-06-01	BBVA	Banco Bilbao Vizcaya Argentaria	C	-1.89	0.10	WFM	Whole Foods Market	A	2.80	0.10
2010-06-01	AIRA	Airasia	C	-1.86	0.70	HOT	Strw Htl Res Wrlwd	A	2.79	0.70
2010-06-01	NOVN	Novartis	C	-1.86	1.00	SCN	Prologis	A	2.79	1.00
2010-06-01	939	China Construction Bank	C	-1.86	0.50	CBS	Cbs	A	2.76	0.50
2010-06-01	3231	Wistron	C	-1.86	0.20	PFG	Principal Financial	A	2.75	0.20
2010-06-01	1398	Industrial And Commercial Bank Of China	C	-1.87	1.00	HST	Host Hotels & Resorts	A	2.69	1.00
2010-06-01	GEO	Geox	D	-2.88	0.50	AIV	Apartment Investment & Management	A	2.69	0.50
2010-06-01	GOOGL	Alphabet	C	-1.87	2.30	AMD	Advanced Micro Devices	A	2.75	2.30
2010-07-01	AMGN	Amgen	D	-2.86	0.20	THC	Tenet Healthcare	A	2.80	0.20
2010-07-01	AMR	AMR Corp	C	-1.89	0.40	WYN	Wyndham Worldwide	A	3.00	0.40
2010-07-01	NOKIA	Nokia	D	-2.91	0.30					
2010-07-01	BNP	Bnp Paribas	D	-2.88	0.30	F	Ford Motor International	A	3.00	0.30
2010-07-01	7751	Canon	C	-1.88	0.20	IP	International Paper	A	2.93	0.20
2010-07-01	SPLS	Staples	C	-1.88	0.70	WYNN	Wynn Resorts	A	2.82	0.70
2010-07-01	OPAP	Opap Br	D	-2.90	0.00					
2010-07-01	GLE	Societe Generale	D	-2.90	1.00	PXD	Pioneer Natural Resources	A	2.81	1.00
2010-07-01	BEC	Beckman Coulter	D	-2.86	1.20	HSP	Hospira	A	2.45	1.20
2010-07-01	BK	Bank Of New York Mellon	C	-1.87	0.30	FITB	Fifth Third Bancorp	A	3.00	0.30
2010-07-01	PRU	Prudential	C	-1.87	0.20	COF	Capital One Financial	A	2.79	0.20
2010-07-01	MON	Monsanto	D	-2.91	0.60					
2010-07-01	AVID	Avid Technology	C	-1.88	0.50	WFM	Whole Foods Market	A	2.72	0.50
2010-07-01	ENGI	Engie	D	-2.88	0.50	LNC	Lincoln National	A	2.79	0.50
2010-07-01	STT	State Street	D	-2.90	0.60	HIG	The Hartford Financial Services	A	3.00	0.60
2010-07-01	2353	Acer	C	-1.88	0.90	SCN	Prologis	A	2.75	0.90
2010-07-01	LLTC	Linear Technology	C	-1.85	0.10	SNDK	Sandisk Corp	A	3.00	0.10
2010-07-01	ITUB	Itau Unibanco Adr	C	-1.87	0.80	HBAN	Huntington Bancshares	A	2.89	0.80
2010-07-01	PAYX	Paychex	C	-1.87	0.40	CMI	Cummins	A	2.61	0.40
2010-07-01	SAMPO	Sampo	C	-1.86	0.20	TIE	Titanium Metals	A	2.71	0.20
2010-07-01	MFE	McAfee	D	-2.88	1.20	JDSU	JDS Uniphase Corporation	A	2.73	1.20
2010-07-01		Redecard	C	-1.88	0.10	HST	Host Hotels & Resorts	A	2.66	0.10
2010-07-01	CSGN	Credit Suisse	D	-2.89	0.70	PFG	Principal Financial	A	2.66	0.70
2010-07-01	BELA	Jumbo	D	-2.91	0.30					
2010-07-01	NTES	Netease Adr	D	-2.88	1.70	CRM	Salesforce.com	A	2.66	1.70
2010-07-01	TEVA	Teva Pharmaceutical Industries Adr	C	-1.86	1.70	MIL	Millipore	A	2.40	1.70
2010-07-01	INTC	Intel	C	-1.87	0.60	RHT	Red Hat	A	2.62	0.60
2010-07-01	BIIB	Biogen	C	-1.87	0.50	ESRX	Express Scripts Holding	A	2.35	0.50



Date	Ticker	Name	R	SM	W (%)	Ticker	Name	R	SM	W (%)
2010-07-01	VRTX	Vertex Pharmaceuticals	C	-1.88	1.00	VAR	Varian Medical Systems	A	2.31	1.00
2010-07-01	HOLX	Hologic	C	-1.88	0.70	WAT	Waters	A	2.30	0.70
2010-07-01	EBAY	Ebay	C	-1.88	0.50	JWN	Nordstrom	A	2.70	0.50
2010-07-01	VOD	Vodafone	C	-1.85	0.50	AIV	Apartment Investment & Management	A	2.65	0.50
2010-07-01	QCOM	Qualcomm	D	-2.89	1.80	NTAP	Netapp	A	2.61	1.80
2010-07-01	DOW	Downer Edi	D	-2.94	0.30					
2010-07-01	SC	Shoppers Drug Mart	D	-2.88	0.10	AXP	American Express	A	2.64	0.10
2010-07-01	AMX	America Movil	C	-1.85	1.80	PCS	T-Mobile US Inc.	A	2.25	1.80
2010-07-01	LOGN	Logitech International	C	-1.88	0.10	AFL	Aflac	A	2.63	0.10
2010-07-01	MYGN	Myriad Genetics	D	-2.90	0.60					
2010-07-01	MWW	Monster Worldwide	C	-1.90	0.40	MAS	Masco	A	2.49	0.40
2010-07-01	JW.A	John Wiley & Sons	C	-1.85	0.70	CBS	Cbs	A	2.69	0.70
2010-07-01	STJ	St Jude Medical Inc	C	-1.86	0.30	PDCO	Patterson Companies	A	2.29	0.30
2010-07-01	COST	Costco Wholesale	C	-1.85	0.60	DISCA	Discovery Communications	A	2.59	0.60
2010-07-01	MCO	Moody's	D	-2.89	0.60	PRU	Prudential Financial	A	2.80	0.60
2010-07-01	2628	China Life Insurance	C	-1.86	0.60	TSN	Tyson Foods	A	2.62	0.60
2010-07-01	TKA	Telekom Austria	D	-2.86	0.20	DOW	Dow Chemical	A	2.61	0.20
2010-07-01	1211	Byd	C	-1.89	0.80	STI	Suntrust Banks	A	2.57	0.80
2010-07-01	BBVA	Banco Bilbao Vizcaya Argentaria	D	-2.89	0.10	CCE	Coca-Cola Enterprises	A	2.56	0.10
2010-07-01	EMS	Emergency Medical Services	C	-1.87	0.90	ZBH	Zimmer Biomet	A	2.28	0.90
2010-07-01	SAN	Banco Santander	D	-2.88	1.10	KMX	Carmax	A	2.54	1.10
2010-07-01	AIRA	Airasia	D	-2.86	0.80	FD	Macy's	A	2.54	0.80
2010-07-01	NUVA	Nuvasive	C	-1.88	0.60	HUM	Humana	A	2.27	0.60
2010-07-01	NOVN	Novartis	C	-1.86	1.00	NWL	Newell Brands	A	2.53	1.00
2010-07-01	3231	Wistron	C	-1.88	0.20	HAR	Harman Ind Inc	A	2.53	0.20
2010-07-01	1398	Industrial And Commercial Bank Of China	C	-1.86	1.20	AMZN	Amazon.com	A	2.53	1.20
2010-07-01	GEO	Geox	D	-2.89	0.40	DPS	Dr Pepper Snapple	A	2.52	0.40
2010-07-01	TRYG	Tryg Grupo	C	-1.86	0.50	EXPE	Expedia	A	2.52	0.50
2010-07-01	PAC	Aeropuerto Del Pacifico Adr	C	-1.87	0.10	RRD	R.r.donnelleys&sons	A	2.49	0.10
2010-07-01	GOOGL	Alphabet	C	-1.88	2.40	TER	Teradyne	A	2.54	2.40
2010-08-02	ACXM	Acxiom	C	-1.87	0.50	WYNN	Wynn Resorts	A	2.97	0.50
2010-08-02	NVDA	Nvidia	D	-2.92	0.30					
2010-08-02	AMGN	Amgen	D	-2.85	0.20	HSP	Hospira	A	2.41	0.20
2010-08-02	AMR	AMR Corp	C	-1.88	0.40	WFM	Whole Foods Market	A	2.79	0.40
2010-08-02	NOKIA	Nokia	D	-2.90	0.30	DOW	Dow Chemical	A	2.75	0.30
2010-08-02	DRIV	Digital River	D	-2.84	0.50	SNDK	Sandisk Corp	A	3.00	0.50
2010-08-02	7751	Canon	C	-1.86	0.20	CCE	Coca-Cola Enterprises	A	2.62	0.20
2010-08-02	SPLS	Staples	D	-2.87	0.60	DISCA	Discovery Communications	A	2.64	0.60
2010-08-02	OPAP	Opap Br	D	-2.89	0.00	HAR	Harman Ind Inc	A	2.57	0.00
2010-08-02	MSM	Msc Industrial Direct	C	-1.85	1.00	CMI	Cummins	A	2.76	1.00
2010-08-02	BAC	Bank Of America	D	-2.88	0.90	HBAN	Huntington Bancshares	A	3.00	0.90
2010-08-02	BBY	Best Buy	C	-1.88	0.60	KMX	Carmax	A	2.58	0.60
2010-08-02	BEC	Beckman Coulter	D	-2.89	0.80	ESRX	Express Scripts Holding	A	2.35	0.80
2010-08-02	BK	Bank Of New York Mellon	D	-2.87	0.30	HIG	The Hartford Financial Services	A	3.00	0.30
2010-08-02	CPI	Capita	C	-1.85	0.50	JCI	Johnson Controls	A	2.56	0.50
2010-08-02	PRU	Prudential	C	-1.85	0.20	CMA	Comerica	A	2.53	0.20
2010-08-02	MON	Monsanto	D	-2.89	0.70	TSN	Tyson Foods	A	2.67	0.70
2010-08-02	AVID	Avid Technology	D	-2.88	0.40	AMZN	Amazon.com	A	2.57	0.40
2010-08-02	CME	Cme	C	-1.86	1.00	SCN	Prologis	A	2.83	1.00
2010-08-02	ENGI	Engie	D	-2.86	0.60	TMK	Torchmark	A	2.53	0.60



Date	Ticker	Name	R	SM	W (%)	Ticker	Name	R	SM	W (%)
2010-08-02	FMC	Fmc	C	-1.84	0.40	TIE	Titanium Metals	A	2.92	0.40
2010-08-02	STT	State Street	D	-2.88	0.70	AFL	Aflac	A	2.74	0.70
2010-08-02	GLW	Corning	C	-1.85	0.70	CRM	Salesforce.com	A	2.77	0.70
2010-08-02	BECN	Beacon Roofing Supply	C	-1.87	0.10	MAR	Marriott International	A	2.48	0.10
2010-08-02	2353	Acer	C	-1.86	1.00	FTI	Fmc Technologies	A	2.53	1.00
2010-08-02	ADSK	Autodesk	C	-1.85	0.70	NTAP	Netapp	A	2.71	0.70
2010-08-02	LOW	Lowe's Companies	C	-1.87	0.10	BIG	Big Lots	A	2.45	0.10
2010-08-02	MHFI	McGraw Hill Fin	D	-2.86	0.40	HST	Host Hotels & Resorts	A	2.73	0.40
2010-08-02	MXIM	Maxim Integrated Products	D	-2.86	0.20	RHT	Red Hat	A	2.69	0.20
2010-08-02	PAYX	Paychex	D	-2.87	0.40	CAT	Caterpillar	A	2.53	0.40
2010-08-02	SAMPO	Sampo	C	-1.84	0.20	DPS	Dr Pepper Snapple	A	2.53	0.20
2010-08-02	MFE	McAfee	D	-2.87	1.20	TDC	Teradata	A	2.48	1.20
2010-08-02	RHI	Robert Half International	D	-2.87	0.60	MWV	MeadWestvaco	A	2.51	0.60
2010-08-02		Redcard	C	-1.87	0.10	VNO	Vornado Realty Trust	A	2.50	0.10
2010-08-02	CSGN	Credit Suisse	D	-2.86	0.80	MTB	M&t Bank	A	2.49	0.80
2010-08-02	TXN	Texas Instruments	C	-1.85	0.30	LXK	Lexmark Intl	A	2.44	0.30
2010-08-02	ESND	Essendant	C	-1.86	0.20	PTV	Pactiv Corp	A	2.47	0.20
2010-08-02	BELA	Jumbo	D	-2.90	0.30	VTR	Ventas	A	2.48	0.30
2010-08-02	ZION	Zions Bancorp	C	-1.87	0.80	STI	Suntrust Banks	A	2.66	0.80
2010-08-02	TEVA	Pharmaceutical Industries Adr	C	-1.87	1.50	VAR	Varian Medical Systems	A	2.33	1.50
2010-08-02	INTC	Intel	C	-1.85	0.60	NVLS	Novellus Systems	A	2.43	0.60
2010-08-02	VRTX	Vertex Pharmaceuticals	D	-2.87	1.00	HUM	Humana	A	2.30	1.00
2010-08-02	HOLX	Hologic	D	-2.88	0.70	ZBH	Zimmer Biomet	A	2.28	0.70
2010-08-02	EBAY	Ebay	D	-2.87	0.50	TWC	Time Warner Cable Inc.	A	2.44	0.50
2010-08-02	VOD	Vodafone	C	-1.84	0.50	EQR	Equity Residential	A	2.47	0.50
2010-08-02	QCOM	Qualcomm	D	-2.87	2.00	BRCM	Broadcom Corp	A	2.39	2.00
2010-08-02	LIFE	Life Technologies	C	-1.87	0.50	SYK	Stryker	A	2.25	0.50
2010-08-02	EZJ	Easyjet	C	-1.86	0.90	BXP	Boston Properties	A	2.45	0.90
2010-08-02	DOW	Downer Edi	D	-2.92	0.40					
2010-08-02	ZOLL	Zoll Med Corp	C	-1.86	0.10	GENZ	Genzyme General	A	2.24	0.10
2010-08-02	SC	Shoppers Drug Mart	D	-2.87	0.10	AVB	Avalonbay Communities	A	2.44	0.10
2010-08-02	GPN	Global Payments	D	-2.88	0.60	GR	Goodrich	A	2.46	0.60
2010-08-02	AMX	America Movil	C	-1.84	1.70	PCS	T-Mobile US Inc.	A	2.27	1.70
2010-08-02	LOGN	Logitech International	D	-2.86	0.10	OKE	Oneok	A	2.44	0.10
2010-08-02	MYGN	Myriad Genetics	D	-2.90	0.60					
2010-08-02	MWW	Monster Worldwide	D	-2.88	0.50	DE	Deere	A	2.45	0.50
2010-08-02	JW.A	John Wiley & Sons	C	-1.85	0.70	SHLD	Sears	A	2.39	0.70
2010-08-02	TWX	Time Warner	C	-1.84	1.10	ABC	Amerisourcebergen	A	2.37	1.10
2010-08-02	STJ	St Jude Medical Inc	D	-2.85	0.30	DVA	Davita	A	2.23	0.30
2010-08-02	CTCM	CTC Media	C	-1.84	0.70	DIS	Walt Disney	A	2.37	0.70
2010-08-02	COST	Costco Wholesale	C	-1.85	0.60	YUM	Yum Brands	A	2.31	0.60
2010-08-02	MCO	Moody's	D	-2.87	0.70	SPG	Simon Property	A	2.60	0.70
2010-08-02	2628	China Life Insurance	C	-1.86	0.60	DD	E.i. Du Pont De Nemours Cameron International	A	2.43	0.60
2010-08-02	TKA	Telekom Austria	D	-2.85	0.20	CAM	International Corp.	A	2.41	0.20
2010-08-02	1211	Byd	C	-1.89	0.70	TEG	Integrays Energy	A	2.40	0.70
2010-08-02	TGT	Target	C	-1.85	0.60	ROST	Ross Stores	A	2.31	0.60
2010-08-02	EMS	Emergency Medical Services	C	-1.87	0.80	AET	Aetna	A	2.19	0.80
2010-08-02	GNW	Genworth Financial	C	-1.88	0.00	AMP	Ameriprise Financial	A	2.59	0.00
2010-08-02	UPS	United Parcel Service	C	-1.84	0.70	FLS	Flowserve	A	2.45	0.70
2010-08-02	NUVA	Nuvasive	C	-1.88	0.50	BCR	C R Bard	A	2.19	0.50
2010-08-02	NOVN	Novartis	C	-1.86	1.00	APH	Amphenol	A	2.40	1.00
2010-08-02	939	China Construction Bank	C	-1.83	0.50	TROW	T Rowe Price	A	2.40	0.50
2010-08-02	3231	Wistron	D	-2.86	0.20	BA	Boeing	A	2.40	0.20

Date	Ticker	Name	R	SM	W (%)	Ticker	Name	R	SM	W (%)
2010-08-02	1398	Industrial And Commercial Bank Of China	C	-1.86	1.10	SII	Smith International	A	2.38	1.10
2010-08-02	GEO	Geox	D	-2.86	0.50		Fidelity National Information Services	A	2.38	0.50
2010-08-02	PAC	Grupo Aeroportuario Del Pacifico Adr	C	-1.85	0.20	FDX	Fedex	A	2.41	0.20
2010-08-02	FOXA	Twenty-first Century Fox	C	-1.86	1.80	AZO	Autozone	A	2.30	1.80
2010-08-02	GOOGL	Alphabet	C	-1.87	2.50	AKAM	Akamai Technologies	A	2.38	2.50
2010-09-01	ACXM	Acxiom	C	-1.89	0.40	WYNN	Wynn Resorts	A	2.89	0.40
2010-09-01	NVDA	Nvidia	D	-2.92	0.30					
2010-09-01	AMGN	Amgen	D	-2.86	0.20	HSP	Hospira	A	2.41	0.20
2010-09-01	AMR	AMR Corp	C	-1.90	0.40	WFM	Whole Foods Market	A	2.72	0.40
2010-09-01	NOKIA	Nokia	D	-2.90	0.30					
2010-09-01	7751	Canon	C	-1.87	0.20	DOW	Dow Chemical	A	2.68	0.20
2010-09-01	SPLS	Staples	D	-2.88	0.60	DISCA	Discovery Communications	A	2.63	0.60
2010-09-01	OPAP	Opap Br	D	-2.89	0.10	CCE	Coca-Cola Enterprises	A	2.63	0.10
2010-09-01	MSM	Msc Industrial Direct	C	-1.86	0.90	CMI	Cummins	A	2.75	0.90
2010-09-01	BAC	Bank Of America	D	-2.89	0.90	HBAN	Huntington Bancshares	A	2.89	0.90
2010-09-01	BBY	Best Buy	D	-2.89	0.60	AMZN	Amazon.com	A	2.63	0.60
2010-09-01	BEC	Beckman Coulter	D	-2.89	0.90	ESRX	Express Scripts Holding	A	2.33	0.90
2010-09-01	BK	Bank Of New York Mellon	D	-2.87	0.30	AFL	Aflac	A	2.72	0.30
2010-09-01	CPI	Capita	C	-1.85	0.50	JCI	Johnson Controls	A	2.53	0.50
2010-09-01	PRU	Prudential	C	-1.85	0.20	DPS	Dr Pepper Snapple	A	2.53	0.20
2010-09-01	MON	Monsanto	D	-2.90	0.70	TSN	Tyson Foods	A	2.63	0.70
2010-09-01	CSX	Csx	C	-1.85	0.50	CAT	Caterpillar	A	2.51	0.50
2010-09-01	AVID	Avid Technology	D	-2.89	0.40	KMX	Carmax	A	2.56	0.40
2010-09-01	CME	Cme	D	-2.88	0.90	HST	Host Hotels & Resorts	A	2.67	0.90
2010-09-01	ENGI	Engie	D	-2.86	0.60	EQR	Equity Residential	A	2.48	0.60
2010-09-01	FMC	Fmc	C	-1.84	0.40	TIE	Titanium Metals	A	2.77	0.40
2010-09-01	STT	State Street	D	-2.89	0.70	AMP	Ameriprise Financial	A	2.62	0.70
2010-09-01	GLW	Corning	C	-1.87	0.70	CRM	Salesforce.com	A	2.88	0.70
2010-09-01	BECN	Beacon Roofing Supply	C	-1.89	0.10	MAR	Marriott International	A	2.45	0.10
2010-09-01	2353	Acer	C	-1.88	0.90	VTR	Ventas	A	2.47	0.90
2010-09-01	ADSK	Autodesk	C	-1.86	0.70	RHT	Red Hat	A	2.75	0.70
2010-09-01	KLAC	Kla-tencor	D	-2.85	0.10	NTAP	Netapp	A	2.67	0.10
2010-09-01	LOW	Lowe's Companies	D	-2.87	0.10	BIG	Big Lots	A	2.41	0.10
2010-09-01	MDT	Medtronic	D	-2.88	0.60	VAR	Varian Medical Systems	A	2.33	0.60
2010-09-01	MHFI	McGraw Hill Fin	D	-2.87	0.40	SPG	Simon Property	A	2.60	0.40
2010-09-01	FLEX	Flex	D	-2.90	0.10	PTV	Pactiv Corp	A	2.50	0.10
2010-09-01	MSFT	Microsoft	D	-2.87	2.20	TDC	Teradata	A	2.49	2.20
2010-09-01	MXIM	Maxim Integrated Products	D	-2.87	0.20	AKAM	Akamai Technologies	A	2.48	0.20
2010-09-01	PAYX	Paychex	D	-2.87	0.40	GR	Goodrich	A	2.45	0.40
2010-09-01	303	Vtech	C	-1.86	0.30	AVB	Avalonbay Communities	A	2.45	0.30
2010-09-01	HSBA	Hsbc	D	-2.86	0.60	BXP	Boston Properties	A	2.45	0.60
2010-09-01	RHI	Robert Half International	D	-2.88	0.50	DE	Deere	A	2.45	0.50
2010-09-01	SLB	Schlumberger	D	-2.87	1.20	FTI	Fmc Technologies	A	2.53	1.20
2010-09-01		Redecard	D	-2.88	0.10	DD	E.i. Du Pont De Nemours	A	2.43	0.10
2010-09-01	CSGN	Credit Suisse	D	-2.85	0.80	TEG	Integrus Energy	A	2.42	0.80
2010-09-01	TXN	Texas Instruments	C	-1.85	0.30	LXK	Lexmark Intl	A	2.42	0.30
2010-09-01	ESND	Essendant	C	-1.87	0.20	FDX	Fedex	A	2.40	0.20
2010-09-01	WFC	Wells Fargo	D	-2.88	0.60	STI	Suntrust Banks	A	2.59	0.60
2010-09-01	BELA	Jumbo	D	-2.91	0.30					
2010-09-01	ZION	Zions Bancorp	C	-1.89	0.70	TMK	Torchmark	A	2.50	0.70

Date	Ticker	Name	R	SM	W (%)	Ticker	Name	R	SM	W (%)
2010-09-01	TEVA	Teva Pharmaceutical Industries Adr	C	-1.87	1.60	HUM	Humana	A	2.30	1.60
2010-09-01	INTC	Intel	C	-1.88	0.50	INTU	Intuit	A	2.34	0.50
2010-09-01	VRTX	Vertex Pharmaceuticals	D	-2.87	1.00	DVA	Davita	A	2.25	1.00
2010-09-01	CLGX	Corelogic	C	-1.85	0.40	APH	Amphenol	A	2.39	0.40
2010-09-01	CSCO	Cisco Systems	D	-2.88	0.70	BRCM	Broadcom Corp	A	2.33	0.70
2010-09-01	HOLX	Hologic	D	-2.88	0.70	ZBH	Zimmer Biomet	A	2.25	0.70
2010-09-01	LIFE	Life Technologies	D	-2.87	0.50	GENZ	Genzyme General	A	2.24	0.50
2010-09-01	EZJ	Easyjet	C	-1.88	0.80	HCP	Hcp	A	2.38	0.80
2010-09-01	DOW	Downer Edi	D	-2.93	0.30					
2010-09-01	ZOLL	Zoll Med Corp	C	-1.85	0.10	SYK	Stryker	A	2.24	0.10
2010-09-01	SC	Shoppers Drug Mart	D	-2.86	0.10	NI	Nisource	A	2.38	0.10
2010-09-01	GPN	Global Payments	D	-2.88	0.70	BA	Boeing	A	2.35	0.70
2010-09-01	AMX	America Movil	C	-1.85	1.70	PCS	T-Mobile US Inc.	A	2.28	1.70
2010-09-01	LOGN	Logitech International	D	-2.85	0.10	HAL	Halliburton	A	2.37	0.10
2010-09-01	MYGN	Myriad Genetics	D	-2.90	0.60	UNH	Unitedhealth Fidelity National Information Services	A	2.20	0.60
2010-09-01	MWW	Monster Worldwide	D	-2.90	0.40	BLL	Ball Vornado Realty Trust	A	2.34	0.20
2010-09-01	WSO	Watsco	C	-1.86	0.20	VNO	Time Warner Cable Inc.	A	2.49	1.10
2010-09-01	JPM	Jpmorgan Chase	D	-2.85	1.10	TWC	Walt Disney	A	2.40	0.60
2010-09-01	JW.A	John Wiley & Sons	C	-1.86	0.60	DIS	Sears	A	2.36	0.70
2010-09-01	MCK	Mckesson	C	-1.86	0.70	SHLD	C R Bard	A	2.34	1.10
2010-09-01	TWX	Time Warner	C	-1.85	1.10	BCR	Yum Brands	A	2.18	0.30
2010-09-01	STJ	St Jude Medical Inc	D	-2.85	0.30	YUM	Comerica	A	2.32	0.60
2010-09-01	COST	Costco Wholesale	D	-2.84	0.60	CMA	Kimco Realty	A	2.48	0.70
2010-09-01	MCO	Moody's	D	-2.88	0.70	KIM		A	2.37	0.50
2010-09-01	2628	China Life Insurance	D	-2.88	0.50					
2010-09-01	1211	Byd	D	-2.91	0.60	AZO	Autozone	A	2.31	0.60
2010-09-01	TGT	Target	C	-1.85	0.60	BMJ	Bristol-myers Squibb	A	2.18	0.90
2010-09-01	EMS	Emergency Medical Services	C	-1.87	0.90	MTB	M&t Bank	A	2.48	0.00
2010-09-01	GNW	Genworth Financial	C	-1.90	0.00	MCHP	Microchip Technology	A	2.28	0.20
2010-09-01	HPQ	Hp	D	-2.88	0.20	EMR	Emerson Electric	A	2.33	0.70
2010-09-01	UPS	United Parcel Service	C	-1.84	0.70	AGN	Allergan	A	2.18	0.50
2010-09-01	NUVA	Nuvasive	D	-2.89	0.50	TROW	T Rowe Price	A	2.36	1.10
2010-09-01	NOVN	Novartis	C	-1.85	1.10	PSA	Public Storage	A	2.35	0.20
2010-09-01	3231	Wistron	D	-2.85	0.20	MJN	Mead Johnson Nutrition	A	2.34	1.10
2010-09-01	1398	Industrial And Commercial Bank Of China	C	-1.87	1.10	PGR	Progressive	A	2.34	0.40
2010-09-01	GEO	Geox Grupo	D	-2.88	0.40	RSG	Republic Services	A	2.32	0.10
2010-09-01	PAC	Aeroportuario Del Pacífico Adr	C	-1.87	0.10	FDO	Family Dollar Stores	A	2.28	1.80
2010-09-01	FOXA	Twenty-first Century Fox	C	-1.87	1.80	XLNX	Xilinx	A	2.28	2.40
2010-09-01	GOOGL	Alphabet	D	-2.88	2.40	RHT	Red Hat	A	2.87	0.40
2010-10-01	NVDA	Nvidia	D	-2.90	0.40	WYNN	Wynn Resorts	A	2.94	0.30
2010-10-01	AMR	AMR Corp	D	-2.90	0.30	TIE	Titanium Metals	A	2.82	0.30
2010-10-01	NOKIA	Nokia	D	-2.89	0.30	WFM	Whole Foods Market	A	2.75	0.60
2010-10-01	SPLS	Staples	D	-2.87	0.60	HBAN	Huntington Bancshares	A	2.93	0.80
2010-10-01	BAC	Bank Of America	D	-2.89	0.80	HSP	Hospira	A	2.44	0.80
2010-10-01	BEC	Beckman Coulter	D	-2.89	0.80	HST	Host Hotels & Resorts	A	2.72	0.20
2010-10-01	BK	Bank Of New York Mellon	D	-2.87	0.20	KMX	Carmax	A	2.74	0.40
2010-10-01	AVID	Avid Technology	D	-2.88	0.40	CMI	Cummins	A	2.86	0.10
2010-10-01	FLIR	Flir Systems	C	-1.86	0.10	AMZN	Amazon.com	A	2.73	0.10
2010-10-01	BECN	Beacon Roofing Supply	D	-2.89	0.10					

Date	Ticker	Name	R	SM	W (%)	Ticker	Name	R	SM	W (%)
2010-10-01	LOW	Lowe's Companies	D	-2.87	0.10	DISCA	Discovery Communications	A	2.70	0.10
2010-10-01	MDT	Medtronic	D	-2.88	0.60	ESRX	Express Scripts Holding	A	2.37	0.60
2010-10-01	FLEX	Flex	D	-2.88	0.10	CAT	Caterpillar	A	2.59	0.10
2010-10-01	MSFT	Microsoft	D	-2.87	1.20	CRM	Salesforce.com	A	2.85	1.20
2010-10-01	NTRS	Northern Trust	D	-2.85	0.10	STI	Suntrust Banks	A	2.65	0.10
2010-10-01	PAYX	Paychex	D	-2.86	0.40	PTV	Pactiv Corp	A	2.51	0.40
2010-10-01	303	Vtech	C	-1.86	0.30	DOW	Dow Chemical	A	2.74	0.30
2010-10-01	CSGN	Credit Suisse	D	-2.86	0.70	CCE	Coca-Cola Enterprises	A	2.68	0.70
2010-10-01	ESND	Essendant	C	-1.86	0.20	GR	Goodrich	A	2.47	0.20
2010-10-01	WFC	Wells Fargo	D	-2.87	0.60	AMP	Ameriprise Financial	A	2.64	0.60
2010-10-01	BELA	Jumbo	D	-2.91	0.30	SPG	Simon Property	A	2.60	0.70
2010-10-01	ZION	Zions Bancorp	C	-1.88	0.70	TSN	Tyson Foods	A	2.62	0.50
2010-10-01	SSE	Sse	C	-1.84	0.50	VAR	Varian Medical Systems	A	2.37	1.20
2010-10-01	TEVA	Pharmaceutical Industries Adr	C	-1.86	1.20	NTAP	Netapp	A	2.78	0.50
2010-10-01	INTC	Intel	D	-2.87	0.50	DE	Deere	A	2.46	0.40
2010-10-01	CLGX	Corelogic	C	-1.85	0.40	TDC	Teradata	A	2.57	0.70
2010-10-01	CSCO	Cisco Systems	D	-2.87	0.70	HUM	Humana	A	2.31	0.60
2010-10-01	LIFE	Life Technologies	D	-2.86	0.60	JCI	Johnson Controls	A	2.59	0.30
2010-10-01	2382	Quanta Computer	D	-2.87	0.30	FTI	Fmc Technologies	A	2.57	0.90
2010-10-01	EZJ	Easyjet	C	-1.88	0.90	DVA	Davita	A	2.27	0.20
2010-10-01	DOW	Downer Edi	D	-2.91	0.40	SYK	Stryker	A	2.27	0.60
2010-10-01	AMMD	American Medical System	C	-1.86	0.20	APH	Amphenol	A	2.43	0.40
2010-10-01	MYGN	Myriad Genetics	D	-2.89	0.60	FDX	Fedex	A	2.42	0.20
2010-10-01	MWW	Monster Worldwide	D	-2.89	0.40	MAR	Marriott International	A	2.49	0.60
2010-10-01	WSO	Watsco	C	-1.85	0.20	BIG	Big Lots	A	2.43	1.00
2010-10-01	MCK	Mckesson	C	-1.86	0.60	TMK	Torchmark	A	2.52	0.50
2010-10-01	TWX	Time Warner	C	-1.85	1.00	GENZ	Genzyme General	A	2.25	0.90
2010-10-01	2628	China Life Insurance	D	-2.88	0.50	UNH	Unitedhealth	A	2.21	0.60
2010-10-01	EMS	Emergency Medical Services	C	-1.85	0.90	BA	Boeing	A	2.38	0.30
2010-10-01	NUVA	Nuvasive	D	-2.88	0.60	LXK	Lexmark Intl	A	2.52	0.50
2010-10-01	IBI	Interline Brands	C	-1.86	0.30	AKAM	Akamai Technologies	A	2.50	0.30
2010-10-01	TRYG	Tryg	D	-2.85	0.50	TWC	Time Warner Cable Inc.	A	2.41	1.20
2010-10-01	CIEL3	Cielo	D	-2.87	0.30	CRM	Salesforce.com	A	2.86	0.50
2010-10-01	FOXA	Twenty-first Century Fox	C	-1.86	1.20	HSP	Hospira	A	2.46	0.90
2010-11-01	DBK	Deutsche Bank	D	-2.86	0.50	HST	Host Hotels & Resorts	A	2.78	0.20
2010-11-01	BAC	Bank Of America	D	-2.90	0.70	CMI	Cummins	A	2.83	0.10
2010-11-01	BEC	Beckman Coulter	D	-2.87	0.90	WYNN	Wynn Resorts	A	3.00	0.10
2010-11-01	BK	Bank Of New York Mellon	D	-2.87	0.20	KMX	Carmax	A	2.82	0.10
2010-11-01	FLIR	Flir Systems	D	-2.85	0.10	VAR	Varian Medical Systems	A	2.38	0.60
2010-11-01	BECN	Beacon Roofing Supply	D	-2.89	0.10	NTAP	Netapp	A	2.85	0.30
2010-11-01	LOW	Lowe's Companies	D	-2.87	0.10	DOW	Dow Chemical	A	2.82	0.70
2010-11-01	MDT	Medtronic	D	-2.87	0.60	CAT	Caterpillar	A	2.60	0.20
2010-11-01	303	Vtech	C	-1.85	0.30	AMP	Ameriprise Financial	A	2.69	0.60
2010-11-01	CSGN	Credit Suisse	D	-2.86	0.70	SPG	Simon Property	A	2.63	0.70
2010-11-01	ESND	Essendant	C	-1.85	0.20	TIE	Titanium Metals	A	2.79	0.50
2010-11-01	WFC	Wells Fargo	D	-2.87	0.60	ESRX	Express Scripts Holding	A	2.37	1.10
2010-11-01	BELA	Jumbo	D	-2.91	0.30	RHT	Red Hat	A	2.90	0.50
2010-11-01	ZION	Zions Bancorp	C	-1.89	0.70	GR	Goodrich	A	2.52	0.30
2010-11-01	SSE	Sse	C	-1.84	0.50	AMZN	Amazon.com	A	2.77	0.40
2010-11-01	TEVA	Pharmaceutical Industries Adr	D	-2.87	1.10	HUM	Humana	A	2.36	0.20
2010-11-01	INTC	Intel	D	-2.86	0.50					
2010-11-01	CLGX	Corelogic	C	-1.86	0.30					
2010-11-01	2382	Quanta Computer	D	-2.85	0.40					
2010-11-01	DOW	Downer Edi	D	-2.91	0.40					
2010-11-01	AMMD	American Medical System	C	-1.86	0.20					

Date	Ticker	Name	R	SM	W (%)	Ticker	Name	R	SM	W (%)
2010-11-01	WSO	Watsco	C	-1.85	0.20	PTV	Pactiv Corp	A	2.51	0.20
2010-11-01	JPM	Jpmorgan Chase	D	-2.85	1.00	STI	Suntrust Banks	A	2.61	1.00
2010-11-01	TWX	Time Warner	C	-1.84	1.00	WFM	Whole Foods Market	A	2.81	1.00
2010-11-01	SAN	Banco Santander	D	-2.86	1.10	DISCA	Discovery Communications	A	2.72	1.10
2010-11-01	TRYG	Tryg	D	-2.87	0.40	JCI	Johnson Controls	A	2.67	0.40
2010-11-01	CIEL3	Cielo	D	-2.87	0.30	FTI	Fmc Technologies	A	2.59	0.30
2010-12-01	DBK	Deutsche Bank	D	-2.87	0.60	KMX	Carmax	A	2.90	0.60
2010-12-01	BAC	Bank Of America	D	-2.90	0.60					
2010-12-01	FLIR	Flir Systems	D	-2.84	0.30	CMI	Cummins	A	2.94	0.30
2010-12-01	LOW	Lowe's Companies	D	-2.86	0.10	WYNN	Wynn Resorts	A	3.00	0.10
2010-12-01	MDT	Medtronic	D	-2.88	0.40	HSP	Hospira	A	2.44	0.40
2010-12-01	CSGN	Credit Suisse	D	-2.87	0.60	DOW	Dow Chemical	A	2.86	0.60
2010-12-01	BELA	Jumbo	D	-2.91	0.20					
2010-12-01	ZION	Zions Bancorp	C	-1.89	0.60	HST	Host Hotels & Resorts	A	2.82	0.60
2010-12-01	MIC SDB	Millicom International Cellular	C	-1.86	0.80	AMZN	Amazon.com	A	2.84	0.80
2010-12-01	SSE	Sse Teva	C	-1.84	0.50	NTAP	Netapp	A	2.84	0.50
2010-12-01	TEVA	Pharmaceutical Industries Adr	D	-2.87	0.30	ESRX	Express Scripts Holding	A	2.41	0.30
2010-12-01	CLGX	Corelogic	C	-1.85	0.30	CAT	Caterpillar	A	2.66	0.30
2010-12-01	CSCO	Cisco Systems	D	-2.87	0.60	CRM	Salesforce.com	A	3.00	0.60
2010-12-01	DOW	Downer Edi	D	-2.92	0.40					
2010-12-01	AMMD	American Medical System	C	-1.87	0.20	VAR	Varian Medical Systems	A	2.41	0.20
2010-12-01	TWTC	tw telecom	C	-1.86	0.30	RHT	Red Hat	A	2.98	0.30
2010-12-01	DB1	Deutsche Boerse	D	-2.85	0.10	JCI	Johnson Controls	A	2.73	0.10
2010-12-01	JPM	Jpmorgan Chase	D	-2.84	0.90	AMP	Ameriprise Financial	A	2.71	0.90
2010-12-01	TWX	Time Warner	C	-1.85	0.60	WFM	Whole Foods Market	A	2.97	0.60
2010-12-01	SAN	Banco Santander	D	-2.87	0.60	FTI	Fmc Technologies	A	2.71	0.60
2010-12-01	TRYG	Tryg	D	-2.89	0.40	DISCA	Discovery Communications	A	2.67	0.40
2011-01-03	AMGN	Amgen	C	-1.84	0.20	HSP	Hospira	A	2.43	0.20
2011-01-03	DBK	Deutsche Bank	D	-2.86	0.70	WFM	Whole Foods Market	A	3.00	0.70
2011-01-03	CPI	Capita	D	-2.85	0.40	WYNN	Wynn Resorts	A	3.00	0.40
2011-01-03	FMCC	Freddie Mac	D	-2.96	0.30					
2011-01-03	CSGN	Credit Suisse	D	-2.87	0.60	NFLX	Netflix	A	3.00	0.60
2011-01-03	BELA	Jumbo	D	-2.85	0.20	RHT	Red Hat	A	2.98	0.20
2011-01-03	RICHT	Chemical Works Of Gedeon Richter	C	-1.85	0.50	DOW	Dow Chemical	A	2.92	0.50
2011-01-03	MIC SDB	Millicom International Cellular	C	-1.85	0.90	NTAP	Netapp	A	2.92	0.90
2011-01-03	TEVA	Pharmaceutical Industries Adr	D	-2.86	0.30	ESRX	Express Scripts Holding	A	2.43	0.30
2011-01-03	CLGX	Corelogic	C	-1.85	0.40	CMI	Cummins	A	3.00	0.40
2011-01-03	CSCO	Cisco Systems	D	-2.86	0.60	CRM	Salesforce.com	A	3.00	0.60
2011-01-03	ARRY	Array Biopharma	C	-1.87	0.00	VAR	Varian Medical Systems	A	2.42	0.00
2011-01-03	DOW	Downer Edi	D	-2.92	0.40					
2011-01-03	AMMD	American Medical System	C	-1.87	0.20	HUM	Humana	A	2.34	0.20
2011-01-03	TWTC	tw telecom	C	-1.85	0.30	FFIV	F5 Networks	A	3.00	0.30
2011-01-03	SAN	Banco Santander	D	-2.87	0.60	HST	Host Hotels & Resorts	A	2.90	0.60
2011-01-03	JS8	CapitaMalls Asia	D	-2.88	0.50	AMZN	Amazon.com	A	2.88	0.50
2011-01-03	TRYG	Tryg	D	-2.88	0.40	KMX	Carmax	A	2.87	0.40
2011-02-01	BBDC4	Banco Bradesco	C	-1.86	0.90	CMI	Cummins	A	3.00	0.90
2011-02-01	AMGN	Amgen	C	-1.84	0.20	ESRX	Express Scripts Holding	A	2.44	0.20
2011-02-01	AMR	AMR Corp	C	-1.86	0.30	WFM	Whole Foods Market	A	3.00	0.30
2011-02-01	DRIV	Digital River	C	-1.86	0.50	CRM	Salesforce.com	A	3.00	0.50
2011-02-01	CPI	Capita	D	-2.86	0.40	NFLX	Netflix	A	3.00	0.40
2011-02-01	ITUB	Itau Unibanco Adr	C	-1.86	0.90	HST	Host Hotels & Resorts	A	2.93	0.90



Date	Ticker	Name	R	SM	W (%)	Ticker	Name	R	SM	W (%)
2011-02-01	BELA	Jumbo	D	-2.85	0.20	DOW	Dow Chemical	A	2.96	0.20
2011-02-01	RICHT	Chemical Works Of Gedeon Richter	C	-1.85	0.40	KMX	Carmax	A	2.89	0.40
2011-02-01	MIC SDB	Millicom International Cellular	C	-1.86	0.80	RHT	Red Hat	A	2.89	0.80
2011-02-01	CSCO	Cisco Systems	D	-2.85	0.60	FFIV	F5 Networks	A	2.95	0.60
2011-02-01	ORI	Old Republic International	C	-1.87	0.50	AMP	Ameriprise Financial	A	2.85	0.50
2011-02-01	ARRY	Array Biopharma	C	-1.88	0.00	VAR	Varian Medical Systems	A	2.41	0.00
2011-02-01	EZJ	Easyjet	C	-1.87	0.70	AMZN	Amazon.com	A	2.82	0.70
2011-02-01	DOW	Downer Edi	D	-2.93	0.30					
2011-02-01	AMMD	American Medical System	C	-1.86	0.20	HUM	Humana	A	2.36	0.20
2011-02-01	TWTC	tw telecom	C	-1.85	0.30	NTAP	Netapp	A	2.91	0.30
2011-02-01	500180	Hdfc Bank	C	-1.86	1.20	STI	Suntrust Banks	A	2.78	1.20
2011-02-01	2628	China Life Insurance	D	-2.86	0.40	FTI	Fmc Technologies	A	2.77	0.40
2011-02-01	RYAAY	Ryanair Adr	C	-1.84	2.60	WYNN	Wynn Resorts	A	3.00	2.60
2011-02-01	NUVA	Nuvasive	D	-2.87	0.40	DVA	Davita	A	2.29	0.40
2011-02-01	JS8	CapitaMalls Asia	D	-2.88	0.50	JCI	Johnson Controls	A	2.74	0.50
2011-02-01	1398	Commercial Bank Of China	C	-1.86	1.20	CAT	Caterpillar	A	2.74	1.20
2011-02-01	GEO	Geox	D	-2.86	0.30	SPG	Simon Property	A	2.65	0.30
2011-02-01	TRYG	Tryg	D	-2.86	0.40	TSN	Tyson Foods	A	2.65	0.40
2011-02-01	SANB11	Banco Santander Brasil	C	-1.87	0.20	TDC	Teradata	A	2.64	0.20
2011-03-01	BBDC4	Banco Bradesco	C	-1.86	0.90	NFLX	Netflix	A	3.00	0.90
2011-03-01	AMGN	Amgen	C	-1.85	0.20	ESRX	Express Scripts Holding	A	2.42	0.20
2011-03-01	AMR	AMR Corp	C	-1.88	0.30	WFM	Whole Foods Market	A	3.00	0.30
2011-03-01	DRIV	Digital River	C	-1.86	0.50	FFIV	F5 Networks	A	2.98	0.50
2011-03-01	ITUB	Itau Unibanco Adr	C	-1.86	0.90	HST	Host Hotels & Resorts	A	2.86	0.90
2011-03-01	RICHT	Chemical Works Of Gedeon Richter	D	-2.87	0.40	DOW	Dow Chemical	A	2.95	0.40
2011-03-01	MIC SDB	Millicom International Cellular	C	-1.87	0.70	CMI	Cummins	A	2.94	0.70
2011-03-01	CSCO	Cisco Systems	D	-2.87	0.60	CRM	Salesforce.com	A	2.97	0.60
2011-03-01	ORI	Old Republic International	C	-1.87	0.50	AMP	Ameriprise Financial	A	2.85	0.50
2011-03-01	ARRY	Array Biopharma	C	-1.89	0.00	VAR	Varian Medical Systems	A	2.42	0.00
2011-03-01	EZJ	Easyjet	C	-1.88	0.70	KMX	Carmax	A	2.93	0.70
2011-03-01	DOW	Downer Edi	D	-2.93	0.30					
2011-03-01	TWTC	tw telecom	C	-1.85	0.30	RHT	Red Hat	A	2.85	0.30
2011-03-01	AOL	AOL	C	-1.87	0.00	NTAP	Netapp	A	2.81	0.00
2011-03-01	500180	Hdfc Bank	C	-1.86	1.20	AMZN	Amazon.com	A	2.81	1.20
2011-03-01	2628	China Life Insurance	D	-2.86	0.40	JCI	Johnson Controls	A	2.77	0.40
2011-03-01	RYAAY	Ryanair Adr	C	-1.86	2.40	WYNN	Wynn Resorts	A	3.00	2.40
2011-03-01	NUVA	Nuvasive	D	-2.88	0.40	HUM	Humana	A	2.39	0.40
2011-03-01	3988	Bank Of China	C	-1.86	0.50	FTI	Fmc Technologies	A	2.75	0.50
2011-03-01	939	China Construction Bank	C	-1.86	0.50	CAT	Caterpillar	A	2.75	0.50
2011-03-01	JS8	CapitaMalls Asia	D	-2.89	0.40	STI	Suntrust Banks	A	2.73	0.40
2011-03-01	3231	Wistron	C	-1.86	0.20	TSN	Tyson Foods	A	2.70	0.20
2011-03-01	1398	Industrial And Commercial Bank Of China	C	-1.85	1.30	SPG	Simon Property	A	2.68	1.30
2011-03-01	SANB11	Banco Santander Brasil	D	-2.87	0.20	TDC	Teradata	A	2.67	0.20
2011-03-01	AVN	Avanti Coms Group	C	-1.88	0.40	CVC	Cablevision Systems Corp	A	2.63	0.40
2011-04-01	BBDC4	Banco Bradesco	C	-1.85	0.80	CMI	Cummins	A	3.00	0.80
2011-04-01	AMGN	Amgen	D	-2.85	0.30	ESRX	Express Scripts Holding	A	2.43	0.30



Date	Ticker	Name	R	SM	W (%)	Ticker	Name	R	SM	W (%)
2011-04-01	AMR	AMR Corp	C	-1.88	0.30	WFM	Whole Foods Market	A	3.00	0.30
2011-04-01	DRIV	Digital River	C	-1.84	0.60	CRM	Salesforce.com	A	3.00	0.60
2011-04-01	SPLS	Staples	C	-1.86	0.60	WYNN	Wynn Resorts	A	3.00	0.60
2011-04-01	BAC	Bank Of America	C	-1.85	0.70	HST	Host Hotels & Resorts	A	2.85	0.70
2011-04-01	BBY	Best Buy	D	-2.89	0.40	NFLX	Netflix	A	3.00	0.40
2011-04-01	GARAN	Turkiye Garanti Bankasi	C	-1.87	0.30	DOW	Dow Chemical	A	3.00	0.30
2011-04-01	SGSN	Sgs	C	-1.84	0.50	CAT	Caterpillar	A	2.85	0.50
2011-04-01	ITUB	Itau Unibanco Adr	C	-1.85	1.00	AMP	Ameriprise Financial	A	2.84	1.00
2011-04-01	J7X	Tiger Airways	D	-2.89	0.20	FTI	Fmc Technologies	A	2.80	0.20
2011-04-01	TDS	Telephone And Data Systems	C	-1.85	0.20	PCS	T-Mobile US Inc.	A	2.50	0.20
2011-04-01	RICHT	Chemical Works Of Gedeon Richter	D	-2.86	0.40	TSN	Tyson Foods	A	2.73	0.40
2011-04-01	MIC	Millicom	D	-2.86	0.90	STI	Suntrust Banks	A	2.73	0.90
2011-04-01	SDB	International Cellular	D	-2.86	0.90	STI	Suntrust Banks	A	2.73	0.90
2011-04-01	CSCO	Cisco Systems	D	-2.88	0.50	NTAP	Netapp	A	2.77	0.50
2011-04-01	ARRY	Array Biopharma	D	-2.87	0.00	HUM	Humana	A	2.43	0.00
2011-04-01	NKE	Nike	C	-1.86	0.20	JCI	Johnson Controls	A	2.81	0.20
2011-04-01	LIFE	Life Technologies	C	-1.84	0.60	VAR	Varian Medical Systems	A	2.42	0.60
2011-04-01	2382	Quanta Computer	C	-1.86	0.30	SPG	Simon Property	A	2.68	0.30
2011-04-01	EZJ	Easyjet	D	-2.88	0.50	DE	Deere	A	2.66	0.50
2011-04-01	DOW	Downer Edi	D	-2.93	0.30	DE	Deere	A	2.66	0.50
2011-04-01	AOL	AOL	D	-2.87	0.00	TDC	Teradata	A	2.74	0.00
2011-04-01	CTCM	CTC Media	C	-1.84	0.70	KMX	Carmax	A	2.87	0.70
2011-04-01	500180	Hdfc Bank	C	-1.84	1.40	TMK	Torchmark	A	2.66	1.40
2011-04-01	2628	China Life Insurance	D	-2.87	0.50	HAL	Halliburton	A	2.61	0.50
2011-04-01	TGT	Target	D	-2.86	0.10	AMZN	Amazon.com	A	2.86	0.10
2011-04-01	RYAAY	Ryanair Adr	C	-1.86	2.30	CVC	Cablevision Systems Corp	A	2.61	2.30
2011-04-01	NUVA	Nuvasive	D	-2.89	0.70	DVA	Davita	A	2.34	0.70
2011-04-01	MHS	Medco Health Solutions	C	-1.86	0.70	THC	Tenet Healthcare	A	2.32	0.70
2011-04-01	JS8	CapitaMalls Asia	D	-2.89	0.40	DD	E.i. Du Pont De Nemours	A	2.57	0.40
2011-04-01	3231	Wistron	C	-1.88	0.10	EQR	Equity Residential	A	2.57	0.10
2011-04-01	SANB11	Banco Santander Brasil	D	-2.87	0.20	TWC	Time Warner Cable Inc.	A	2.54	0.20
2011-04-01	AVN	Avanti Coms Group	C	-1.90	0.40	GR	Goodrich	A	2.54	0.40
2011-05-02	BBDC4	Banco Bradesco	C	-1.86	0.70	CMI	Cummins	A	3.00	0.70
2011-05-02	AMR	AMR Corp	D	-2.89	0.30	WFM	Whole Foods Market	A	3.00	0.30
2011-05-02	NOKIA	Nokia	D	-2.88	0.00	DOW	Dow Chemical	A	3.00	0.00
2011-05-02	SPLS	Staples	D	-2.85	0.70	WYNN	Wynn Resorts	A	3.00	0.70
2011-05-02	BAC	Bank Of America	C	-1.86	0.60	HST	Host Hotels & Resorts	A	2.86	0.60
2011-05-02	BBY	Best Buy	D	-2.88	0.40	NFLX	Netflix	A	3.00	0.40
2011-05-02	FSLR	First Solar	C	-1.87	1.00	FTI	Fmc Technologies	A	2.76	1.00
2011-05-02	494	Li & Fung	C	-1.87	0.80	CAT	Caterpillar	A	2.86	0.80
2011-05-02	6963	Rohm	D	-2.86	0.10	STI	Suntrust Banks	A	2.70	0.10
2011-05-02	GARAN	Turkiye Garanti Bankasi	C	-1.86	0.30	DE	Deere	A	2.65	0.30
2011-05-02	FITB	Fifth Third Bancorp	C	-1.86	0.40	AMP	Ameriprise Financial	A	2.83	0.40
2011-05-02	ENGI	Engie	C	-1.85	0.40	TMK	Torchmark	A	2.65	0.40
2011-05-02	J7X	Tiger Airways	D	-2.89	0.20	CVC	Cablevision Systems Corp	A	2.62	0.20
2011-05-02	TDS	Telephone And Data Systems	C	-1.85	0.10	PCS	T-Mobile US Inc.	A	2.50	0.10
2011-05-02	WFC	Wells Fargo	C	-1.86	0.60	SPG	Simon Property	A	2.74	0.60
2011-05-02	RICHT	Chemical Works Of Gedeon Richter	D	-2.87	0.40	HAL	Halliburton	A	2.61	0.40
2011-05-02	TEVA	Teva Pharmaceutical Industries Adr	D	-2.86	0.30	HUM	Humana	A	2.47	0.30
2011-05-02	CSCO	Cisco Systems	D	-2.88	0.50	CRM	Salesforce.com	A	3.00	0.50

Date	Ticker	Name	R	SM	W (%)	Ticker	Name	R	SM	W (%)
2011-05-02	ARRY	Array Biopharma	D	-2.85	0.00	ESRX	Express Scripts Holding	A	2.44	0.00
2011-05-02	NKE	Nike	C	-1.85	0.20	JCI	Johnson Controls	A	2.78	0.20
2011-05-02	LIFE	Life Technologies	C	-1.84	0.60	VAR	Varian Medical Systems	A	2.43	0.60
2011-05-02	2382	Quanta Computer	C	-1.85	0.30	EQR	Equity Residential	A	2.60	0.30
2011-05-02	EZJ	Easyjet	D	-2.88	0.50	TWC	Time Warner Cable Inc.	A	2.58	0.50
2011-05-02	DOW	Downer Edi	D	-2.93	0.30					
2011-05-02	AOL	AOL	D	-2.87	0.00	NTAP	Netapp	A	2.83	0.00
2011-05-02	CTCM	CTC Media	C	-1.84	0.70	CMG	Chipotle Mexican Grill	A	3.00	0.70
2011-05-02	2628	China Life Insurance	D	-2.87	0.50	DD	E.i. Du Pont De Nemours	A	2.58	0.50
2011-05-02	DTSI	Dts	C	-1.85	0.20	TSN	Tyson Foods	A	2.75	0.20
2011-05-02	TGT	Target	D	-2.87	0.10	AMZN	Amazon.com	A	2.96	0.10
2011-05-02	RYAAY	Ryanair Adr	C	-1.85	2.50	KMX	Carmax	A	2.92	2.50
2011-05-02	SAN	Banco Santander	D	-2.85	0.60	VNO	Vornado Realty Trust	A	2.56	0.60
2011-05-02	NUVA	Nuvasive	D	-2.86	0.80	DVA	Davita	A	2.35	0.80
2011-05-02	MHS	Medco Health Solutions	C	-1.85	0.70	UNH	Unitedhealth	A	2.30	0.70
2011-05-02	JS8	CapitaMalls Asia	D	-2.89	0.40	GR	Goodrich	A	2.55	0.40
2011-05-02	VOLC	Volcano Corp.	C	-1.85	0.10	CVH	Coventry Health Care	A	2.30	0.10
2011-05-02	3231	Wistron	D	-2.87	0.20	BXP	Boston Properties	A	2.55	0.20
2011-05-02	SANB11	Banco Santander Brasil	D	-2.88	0.10	AVB	Avalonbay Communities	A	2.53	0.10
2011-05-02	AVN	Avanti Coms Group	C	-1.89	0.40	VTR	Ventas	A	2.51	0.40
2011-05-02	GOOGL	Alphabet	C	-1.86	2.00	TDC	Teradata	A	2.81	2.00
2011-05-02	TIVO	Tivo	C	-1.88	0.60	ALTR	Altera Corp.	A	2.52	0.60
2011-06-01	AFL	Aflac	C	-1.87	0.40	HST	Host Hotels & Resorts	A	2.83	0.40
2011-06-01	BBDC4	Banco Bradesco	C	-1.86	0.70	DOW	Dow Chemical	A	2.93	0.70
2011-06-01	AMR	AMR Corp	D	-2.89	0.30	WFM	Whole Foods Market	A	3.00	0.30
2011-06-01	NOKIA	Nokia	D	-2.91	0.00					
2011-06-01	DBK	Deutsche Bank	C	-1.85	0.70	CAT	Caterpillar	A	2.76	0.70
2011-06-01	SPLS	Staples	D	-2.88	0.50	WYNN	Wynn Resorts	A	3.00	0.50
2011-06-01	GLE	Societe Generale	C	-1.87	0.90	HAL	Halliburton	A	2.61	0.90
2011-06-01	BAC	Bank Of America	C	-1.87	0.60	AMP	Ameriprise Financial	A	2.79	0.60
2011-06-01	BBY	Best Buy	D	-2.88	0.40	NFLX	Netflix	A	3.00	0.40
2011-06-01	FSLR	First Solar	C	-1.88	0.90	FTI	Fmc Technologies	A	2.71	0.90
2011-06-01	MON	Monsanto	C	-1.85	0.50	JCI	Johnson Controls	A	2.73	0.50
2011-06-01	494	Li & Fung	C	-1.89	0.80	DE	Deere	A	2.56	0.80
2011-06-01	6963	Rohm	D	-2.87	0.10	VNO	Vornado Realty Trust	A	2.55	0.10
2011-06-01	AVID	Avid Technology	C	-1.88	0.50	CMG	Chipotle Mexican Grill	A	3.00	0.50
2011-06-01	FITB	Fifth Third Bancorp	C	-1.87	0.30	SPG	Simon Property	A	2.73	0.30
2011-06-01	ENGI	Engie	C	-1.86	0.30	AVB	Avalonbay Communities	A	2.54	0.30
2011-06-01	FLEX	Flex	C	-1.86	0.10	CMI	Cummins	A	2.94	0.10
2011-06-01	MSFT	Microsoft	D	-2.86	1.00	CRM	Salesforce.com	A	3.00	1.00
2011-06-01	J7X	Tiger Airways	D	-2.90	0.20	EP	El Paso Corporation	A	2.54	0.20
2011-06-01	TDS	Telephone And Data Systems	C	-1.86	0.10	PCS	T-Mobile US Inc.	A	2.55	0.10
2011-06-01	CSGN	Credit Suisse	D	-2.87	0.60	GR	Goodrich	A	2.54	0.60
2011-06-01	WFC	Wells Fargo	C	-1.87	0.60	TMK	Torchmark	A	2.63	0.60
2011-06-01	BELA	Jumbo	D	-2.85	0.30	DD	E.i. Du Pont De Nemours	A	2.53	0.30
2011-06-01	RICHT	Chemical Works Of Gedeon Richter Teva	D	-2.88	0.40	VTR	Ventas	A	2.50	0.40
2011-06-01	TEVA	Pharmaceutical Industries Adr	D	-2.85	0.30	HUM	Humana	A	2.49	0.30
2011-06-01	CSCO	Cisco Systems	D	-2.89	0.50	NTAP	Netapp	A	2.85	0.50

Date	Ticker	Name	R	SM	W (%)	Ticker	Name	R	SM	W (%)
2011-06-01	ARRY	Array Biopharma	D	-2.87	0.00	ESRX	Express Scripts Holding	A	2.45	0.00
2011-06-01	VOD	Vodafone	C	-1.85	0.50	APH	Amphenol	A	2.47	0.50
2011-06-01	EZJ	Easyjet	D	-2.87	0.50	BHI	Baker Hughes	A	2.46	0.50
2011-06-01	DOW	Downer Edi	D	-2.93	0.30					
2011-06-01	AOL	AOL	D	-2.87	0.00	TDC	Teradata	A	2.80	0.00
2011-06-01	JPM	Jpmorgan Chase	C	-1.85	1.00	EQR	Equity Residential	A	2.60	1.00
2011-06-01	CTCM	CTC Media	C	-1.87	0.60	AMZN	Amazon.com	A	2.92	0.60
2011-06-01	2628	China Life Insurance	D	-2.88	0.50	BLL	Ball	A	2.46	0.50
2011-06-01	DTSI	Dts	C	-1.85	0.20	TSN	Tyson Foods	A	2.72	0.20
2011-06-01	TGT	Target	D	-2.87	0.10	CVC	Cablevision Systems Corp	A	2.61	0.10
2011-06-01	GNW	Genworth Financial	D	-2.87	0.30	BXP	Boston Properties	A	2.56	0.30
2011-06-01	RYAAY	Ryanair Adr	C	-1.85	2.40	TWC	Time Warner Cable Inc.	A	2.57	2.40
2011-06-01	SAN	Banco Santander	D	-2.86	0.60	MRO	Marathon Oil	A	2.45	0.60
2011-06-01	MHS	Medco Health Solutions	C	-1.85	0.70	VAR	Varian Medical Systems	A	2.40	0.70
2011-06-01	JS8	CapitaMalls Asia	D	-2.90	0.40	KIM	Kimco Realty	A	2.45	0.40
2011-06-01	3231	Wistron	D	-2.86	0.20	FDX	Fedex	A	2.44	0.20
2011-06-01	SANB11	Banco Santander Brasil	D	-2.89	0.10	TEG	Integrys Energy	A	2.43	0.10
2011-06-01	AVN	Avanti Coms Group	D	-2.90	0.40					
2011-06-01	GOOGL	Alphabet	C	-1.86	2.00	ALTR	Altera Corp.	A	2.51	2.00
2011-06-01	TIVO	Tivo	C	-1.86	0.70	INTU	Intuit	A	2.42	0.70
2011-07-01	AFL	Aflac	C	-1.87	0.40	SPG	Simon Property	A	2.75	0.40
2011-07-01	BBDC4	Banco Bradesco	C	-1.86	0.70	DOW	Dow Chemical	A	2.96	0.70
2011-07-01	AMAT	Applied Materials	C	-1.87	0.20	CRM	Salesforce.com	A	3.00	0.20
2011-07-01	AMR	AMR Corp	D	-2.90	0.30	WFM	Whole Foods Market	A	3.00	0.30
2011-07-01	NOKIA	Nokia	D	-2.91	0.10					
2011-07-01	DBK	Deutsche Bank	C	-1.84	0.80	CAT	Caterpillar	A	2.82	0.80
2011-07-01	SPLS	Staples	D	-2.89	0.50	WYNN	Wynn Resorts	A	3.00	0.50
2011-07-01	GLE	Societe Generale	C	-1.86	1.10	HAL	Halliburton	A	2.64	1.10
2011-07-01	BBY	Best Buy	D	-2.88	0.30	NFLX	Netflix	A	3.00	0.30
2011-07-01	FSLR	First Solar	D	-2.87	1.10	FTI	Fmc Technologies	A	2.73	1.10
2011-07-01	MON	Monsanto	C	-1.84	0.50	TSN	Tyson Foods	A	2.74	0.50
2011-07-01	494	Li & Fung	D	-2.90	0.70					
2011-07-01	DIS	Walt Disney	C	-1.85	1.00	CMG	Chipotle Mexican Grill	A	3.00	1.00
2011-07-01	AVID	Avid Technology	C	-1.86	0.60	CVC	Cablevision Systems Corp	A	2.63	0.60
2011-07-01	FITB	Fifth Third Bancorp	C	-1.86	0.40	TMK	Torchmark	A	2.63	0.40
2011-07-01	ENGI	Engie	C	-1.86	0.30	GR	Goodrich	A	2.61	0.30
2011-07-01	HD	The Home Depot	C	-1.84	0.30	TWC	Time Warner Cable Inc.	A	2.60	0.30
2011-07-01	SNV	Synovus Financial Corp	D	-2.87	0.10	EQR	Equity Residential	A	2.61	0.10
2011-07-01	KLAC	Kla-tencor	C	-1.86	0.10	TDC	Teradata	A	2.89	0.10
2011-07-01	FLEX	Flex	C	-1.87	0.10	CMI	Cummins	A	3.00	0.10
2011-07-01	J7X	Tiger Airways	D	-2.91	0.10					
2011-07-01	TDS	Telephone And Data Systems	C	-1.86	0.20	PCS	T-Mobile US Inc.	A	2.54	0.20
2011-07-01	TXN	Texas Instruments	C	-1.85	0.80	NTAP	Netapp	A	2.87	0.80
2011-07-01	USM	United States Cellular	C	-1.84	0.10	BXP	Boston Properties	A	2.57	0.10
2011-07-01	WFC	Wells Fargo	C	-1.86	0.60	AVB	Avalonbay Communities	A	2.55	0.60
2011-07-01	BELA	Jumbo	D	-2.85	0.30	DD	E.i. Du Pont De Nemours	A	2.56	0.30
2011-07-01	RICHT	Chemical Works Of Gedeon Richter Teva	D	-2.88	0.40	EP	El Paso Corporation	A	2.53	0.40
2011-07-01	TEVA	Pharmaceutical Industries Adr	D	-2.85	0.20	HUM	Humana	A	2.51	0.20
2011-07-01	IHG	Intercontinental Hotels	C	-1.85	0.30	BHI	Baker Hughes	A	2.47	0.30
2011-07-01	CSCO	Cisco Systems	D	-2.89	0.50	ALTR	Altera Corp.	A	2.51	0.50

Date	Ticker	Name	R	SM	W (%)	Ticker	Name	R	SM	W (%)
2011-07-01	ORI	Old Republic International	D	-2.85	0.50	VNO	Vornado Realty Trust	A	2.55	0.50
2011-07-01	VOD	Vodafone	C	-1.85	0.50	BLL	Ball	A	2.46	0.50
2011-07-01	9984	Softbank	C	-1.85	0.60	MRO	Marathon Oil	A	2.46	0.60
2011-07-01	AOL	AOL	D	-2.87	0.00	INTU	Intuit	A	2.41	0.00
2011-07-01	JPM	Jpmorgan Chase	C	-1.86	1.00	KIM	Kimco Realty	A	2.45	1.00
2011-07-01	CTCM	CTC Media	C	-1.85	0.70	AZO	Autozone	A	2.43	0.70
2011-07-01	2628	China Life Insurance	D	-2.88	0.50	TEG	Integrays Energy	A	2.44	0.50
2011-07-01	DTSI	Dts	C	-1.86	0.20	MJN	Mead Johnson Nutrition	A	2.44	0.20
2011-07-01	2018	Aac Technologies	C	-1.87	0.60	NI	Nisource	A	2.44	0.60
2011-07-01	GNW	Genworth Financial	D	-2.87	0.30	PSA	Public Storage	A	2.40	0.30
2011-07-01	SAN	Banco Santander	D	-2.85	0.50	BA	Boeing	A	2.42	0.50
2011-07-01	MHS	Medco Health Solutions	C	-1.85	0.80	VAR	Varian Medical Systems	A	2.43	0.80
2011-07-01	3988	Bank Of China	C	-1.86	0.50	COG	Cabot Oil & Gas	A	2.42	0.50
2011-07-01	939	China Construction Bank	C	-1.86	0.50		Fidelity National Information Services	A	2.41	0.50
2011-07-01	JS8	CapitaMalls Asia	D	-2.91	0.30		Express Scripts Holding	A	2.41	0.20
2011-07-01	SANB11	Banco Santander Brasil	D	-2.88	0.20	ESRX				
2011-07-01	AVN	Avanti Coms Group	D	-2.91	0.30					
2011-07-01	GOOGL	Alphabet	C	-1.86	0.50	MCHP	Microchip Technology	A	2.39	0.50
2011-08-01	AFL	Aflac	D	-2.87	0.40	SPG	Simon Property	A	2.76	0.40
2011-08-01	BBDC4	Banco Bradesco	D	-2.87	0.60	HAL	Halliburton	A	2.67	0.60
2011-08-01	AMAT	Applied Materials	C	-1.88	0.20	CRM	Salesforce.com	A	3.00	0.20
2011-08-01	AMGN	Amgen	C	-1.85	0.30	HUM	Humana	A	2.44	0.30
2011-08-01	AMR	AMR Corp	D	-2.92	0.20					
2011-08-01	NOKIA	Nokia	D	-2.92	0.10					
2011-08-01	DBK	Deutsche Bank	D	-2.86	0.70	EP	El Paso Corporation	A	2.53	0.70
2011-08-01	SPLS	Staples	D	-2.89	0.50	WFM	Whole Foods Market	A	3.00	0.50
2011-08-01	GLE	Societe Generale	D	-2.89	0.90	BHI	Baker Hughes	A	2.48	0.90
2011-08-01	DMGT	Daily Mail & General Trust	D	-2.89	0.70	COG	Cabot Oil & Gas	A	2.46	0.70
2011-08-01	PRU	Prudential	C	-1.85	0.20	BLL	Ball	A	2.45	0.20
2011-08-01	FSLR	First Solar	D	-2.89	1.00	FTI	Fmc Technologies	A	2.74	1.00
2011-08-01	494	Li & Fung	D	-2.91	0.60					
2011-08-01	DIS	Walt Disney	C	-1.85	1.00	WYNN	Wynn Resorts	A	3.00	1.00
2011-08-01		Turkiye Garanti Bankasi	D	-2.85	0.30	MRO	Marathon Oil	A	2.43	0.30
2011-08-01	GARAN					NFLX	Netflix	A	3.00	0.40
2011-08-01	AVID	Avid Technology	C	-1.91	0.40	CAT	Caterpillar	A	2.76	0.30
2011-08-01	FLIR	Flir Systems	C	-1.88	0.30	NI	Nisource	A	2.43	0.00
2011-08-01	SGSN	Sgs	C	-1.85	0.00					
2011-08-01	FITB	Fifth Third Bancorp	C	-1.87	0.40	EQR	Equity Residential	A	2.61	0.40
2011-08-01	ENGI	Engie	D	-2.88	0.30	CF	Cf Industries	A	2.42	0.30
2011-08-01	STT	State Street	C	-1.86	0.60	BXP	Boston Properties	A	2.56	0.60
2011-08-01	HD	The Home Depot	C	-1.85	0.30	CMG	Chipotle Mexican Grill	A	3.00	0.30
2011-08-01	SNV	Synovus Financial Corp	D	-2.89	0.10	AVB	Avalonbay Communities	A	2.55	0.10
2011-08-01	KLAC	Kla-tencor	C	-1.87	0.10	TDC	Teradata	A	2.81	0.10
2011-08-01	FLEX	Flex	C	-1.88	0.10	GR	Goodrich	A	2.59	0.10
2011-08-01	MXIM	Maxim Integrated Products	C	-1.87	0.10	NTAP	Netapp	A	2.74	0.10
2011-08-01	ORCL	Oracle	C	-1.86	1.20	NSM	Nat Semiconductor	A	2.34	1.20
2011-08-01	J7X	Tiger Airways	D	-2.91	0.20					
2011-08-01	TDS	Telephone And Data Systems	D	-2.88	0.10	VZ	Verizon Communications	A	2.24	0.10
2011-08-01	TXN	Texas Instruments	C	-1.86	0.80	LSI	LSI	A	2.31	0.80
2011-08-01	USM	United States Cellular	C	-1.86	0.10	VNO	Vornado Realty Trust	A	2.53	0.10
2011-08-01	WFC	Wells Fargo	C	-1.86	0.60	KIM	Kimco Realty	A	2.45	0.60
2011-08-01	BELA	Jumbo	D	-2.86	0.30	ANF	Abercrombie & Fitch	A	2.41	0.30

Date	Ticker	Name	R	SM	W (%)	Ticker	Name	R	SM	W (%)
2011-08-01	ZION	Zions Bancorp	C	-1.86	0.80	PSA	Public Storage	A	2.41	0.80
2011-08-01	RICHT	Chemical Works Of Gedeon Richter Teva	D	-2.87	0.40	AZO	Autozone	A	2.40	0.40
2011-08-01	TEVA	Pharmaceutical Industries Adr	D	-2.87	0.10	DVA	Davita	A	2.31	0.10
2011-08-01	IHG	Intercontinental Hotels	C	-1.86	0.30	PCLN	The Priceline	A	2.40	0.30
2011-08-01	CSCO	Cisco Systems	D	-2.89	0.50	CERN	Cerner	A	2.30	0.50
2011-08-01	GRMN	Garmin	C	-1.84	0.50	CPWR	Compuware Corp	A	2.30	0.50
2011-08-01	ORI	Old Republic International	D	-2.87	0.40	MCO	Moody's	A	2.31	0.40
2011-08-01	VOD	Vodafone	C	-1.84	0.50	SE	Spectra Energy	A	2.39	0.50
2011-08-01	LIFE	Life Technologies	C	-1.87	0.60	CVH	Coventry Health Care	A	2.29	0.60
2011-08-01	9984	Softbank	C	-1.86	0.60	HRL	Hormel Foods	A	2.38	0.60
2011-08-01	JPM	Jpmorgan Chase	C	-1.86	1.00	MA	Mastercard	A	2.26	1.00
2011-08-01	STJ	St Jude Medical Inc	C	-1.86	0.80	UNH	Unitedhealth	A	2.29	0.80
2011-08-01	CTCM	CTC Media	C	-1.86	0.70	CVC	Cablevision Systems Corp	A	2.58	0.70
2011-08-01	2628	China Life Insurance	D	-2.88	0.50	SJM	Jm Smucker	A	2.38	0.50
2011-08-01	DTSI	Dts	C	-1.89	0.20	MJN	Mead Johnson Nutrition	A	2.45	0.20
2011-08-01	2018	Aac Technologies	C	-1.87	0.60	UTX	United Technologies	A	2.37	0.60
2011-08-01	GNW	Genworth Financial	D	-2.90	0.30	NOV	National Oilwell Varco	A	2.36	0.50
2011-08-01	SAN	Banco Santander	D	-2.88	0.50	TWC	Time Warner Cable Inc.	A	2.55	0.20
2011-08-01	UAL	United Continental	C	-1.90	0.20	RAI	Reynolds American	A	2.36	0.50
2011-08-01	3988	Bank Of China	D	-2.87	0.50	TE	Teco Energy	A	2.36	0.50
2011-08-01	939	China Construction Bank	C	-1.86	0.50	GPC	Genuine Parts	A	2.35	0.00
2011-08-01	JS8	CapitaMalls Asia	D	-2.91	0.30					
2011-08-01	EXCL	Xi Axiata	C	-1.86	0.00	TIF	Tiffany	A	2.34	1.40
2011-08-01	1398	Industrial And Commercial Bank Of China	C	-1.85	1.40					
2011-08-01	SANB11	Banco Santander Brasil	D	-2.91	0.10					
2011-08-01	AVN	Avanti Coms Group	D	-2.92	0.30	AN	Autonation	A	2.34	0.40
2011-08-01		Amil Participacoes	C	-1.85	0.40	HAL	Halliburton	A	2.53	0.30
2011-09-01	ADN	Aberdeen Asset Management	C	-1.86	0.30	SPG	Simon Property	A	2.75	0.40
2011-09-01	AFL	Aflac	D	-2.90	0.40	CRM	Salesforce.com	A	2.96	0.20
2011-09-01	AMAT	Applied Materials	C	-1.89	0.20	HUM	Humana	A	2.47	0.40
2011-09-01	AMGN	Amgen	D	-2.85	0.40					
2011-09-01	AMR	AMR Corp	D	-2.93	0.20					
2011-09-01	NOKIA	Nokia	D	-2.91	0.20					
2011-09-01	DRIV	Digital River	D	-2.92	0.50	CF	Cf Industries	A	2.49	0.60
2011-09-01	DBK	Deutsche Bank	D	-2.90	0.60	WFM	Whole Foods Market	A	3.00	0.60
2011-09-01	SPLS	Staples	D	-2.90	0.60					
2011-09-01	GLE	Societe Generale	D	-2.92	0.70	EQR	Equity Residential	A	2.60	0.10
2011-09-01	BK	Bank Of New York Mellon	D	-2.89	0.10	COG	Cabot Oil & Gas	A	2.46	0.80
2011-09-01	CPI	Capita	D	-2.84	0.80	NI	Nisource	A	2.45	0.70
2011-09-01	DMGT	Daily Mail & General Trust	D	-2.89	0.70	BHI	Baker Hughes	A	2.38	0.20
2011-09-01	PRU	Prudential	C	-1.87	0.20					
2011-09-01	FSLR	First Solar	D	-2.91	0.90	WYNN	Wynn Resorts	A	3.00	0.40
2011-09-01	CM- CSA	Comcast	C	-1.86	0.40					
2011-09-01	494	Li & Fung	D	-2.90	0.80	CMG	Chipotle Mexican Grill	A	3.00	1.00
2011-09-01	DIS	Walt Disney	C	-1.87	1.00	MRO	Marathon Oil	A	2.38	0.30
2011-09-01	GARAN	Turkiye Garanti Bankasi	D	-2.87	0.30					
2011-09-01	AVID	Avid Technology	C	-1.93	0.30	TWC	Time Warner Cable Inc.	A	2.49	0.30



Date	Ticker	Name	R	SM	W (%)	Ticker	Name	R	SM	W (%)
2011-09-01	FLIR	Flir Systems	C	-1.89	0.30	GR	Goodrich	A	2.55	0.30
2011-09-01	SGSN	Sgs	D	-2.85	0.10	GPC	Genuine Parts	A	2.37	0.10
2011-09-01	EMC	EMC Corp	C	-1.87	0.80	TDC	Teradata	A	2.74	0.80
2011-09-01	FITB	Fifth Third Bancorp	D	-2.89	0.30	AVB	Avalonbay Communities	A	2.56	0.30
2011-09-01	ENGI	Engie	D	-2.88	0.30	HRL	Hormel Foods	A	2.36	0.30
2011-09-01	STT	State Street	C	-1.88	0.60	BXP	Boston Properties	A	2.54	0.60
2011-09-01	GLW	Corning	D	-2.89	0.40	NSM	Nat Semiconductor	A	2.34	0.40
2011-09-01	HD	The Home Depot	C	-1.86	0.30	AZO	Autozone	A	2.45	0.30
2011-09-01	SNV	Synovus Financial Corp	D	-2.92	0.10					
2011-09-01	KLAC	Kla-tencor	C	-1.88	0.10	CERN	Cerner	A	2.30	0.10
2011-09-01	LLTC	Linear Technology	D	-2.87	0.10	CPWR	Compuware Corp	A	2.26	0.10
2011-09-01	FLEX	Flex	C	-1.89	0.10	BLL	Ball	A	2.42	0.10
2011-09-01	MXIM	Maxim Integrated Products	C	-1.87	0.10	NVDA	Nvidia	A	2.25	0.10
2011-09-01	ORCL	Oracle	C	-1.87	1.20	IBM	IBM	A	2.23	1.20
2011-09-01	RHI	Robert Half International	D	-2.89	0.30	FAST	Fastenal	A	2.34	0.30
2011-09-01	J7X	Tiger Airways	D	-2.93	0.10					
2011-09-01	TDS	Telephone And Data Systems	D	-2.89	0.10	VZ	Verizon Communications	A	2.24	0.10
2011-09-01	TXN	Texas Instruments	C	-1.88	0.70	CA	Ca	A	2.19	0.70
2011-09-01	USM	United States Cellular	D	-2.86	0.10	VNO	Vornado Realty Trust	A	2.49	0.10
2011-09-01	WFC	Wells Fargo	C	-1.88	0.60	PSA	Public Storage	A	2.42	0.60
2011-09-01	BELA	Jumbo	D	-2.89	0.20	SJM	Jm Smucker	A	2.35	0.20
2011-09-01	ZION	Zions Bancorp	C	-1.89	0.70	KIM	Kimco Realty	A	2.41	0.70
2011-09-01	ARTC	ArthroCare Corp	C	-1.85	0.10	CVH	Coventry Health Care	A	2.30	0.10
2011-09-01	RICHT	Chemical Works Of Gedeon Richter Teva	D	-2.88	0.50	CNP	Centerpoint Energy	A	2.34	0.50
2011-09-01	TEVA	Pharmaceutical Industries Adr	D	-2.88	0.20	DVA	Davita	A	2.29	0.20
2011-09-01	INTC	Intel	C	-1.86	0.60	BMC	BMC Software	A	2.19	0.60
2011-09-01	IHG	Intercontinental Hotels	C	-1.88	0.30	RRC	Range Resources	A	2.33	0.30
2011-09-01	CSCO	Cisco Systems	D	-2.89	0.60	GOOGL	Google Class A	A	2.19	0.60
2011-09-01	GRMN	Garmin	C	-1.84	0.50	DELL	Dell	A	2.19	0.50
2011-09-01	ORI	Old Republic International	D	-2.88	0.40	MA	Mastercard	A	2.29	0.40
2011-09-01	VOD	Vodafone	C	-1.85	0.60	BF.B	Brown-forman	A	2.32	0.60
2011-09-01	LIFE	Life Technologies	D	-2.88	0.60	UNH	Unitedhealth	A	2.28	0.60
2011-09-01	9984	Softbank	C	-1.87	0.60	RL	Ralph Lauren	A	2.31	0.60
2011-09-01	DOW	Downer Edi	D	-2.86	0.20	KO	Coca-cola	A	2.31	0.20
2011-09-01	AMX	America Movil	D	-2.86	1.50	FTI	Fmc Technologies	A	2.71	1.50
2011-09-01	TWTC	tw telecom	C	-1.86	0.40	FFIV	F5 Networks	A	2.14	0.40
2011-09-01	VMED	Virgin Media Inc.	C	-1.87	1.10	CVC	Cablevision Systems Corp	A	2.43	1.10
2011-09-01	MYGN	Myriad Genetics	C	-1.87	0.10	ISRG	Intuitive Surgical	A	2.26	0.10
2011-09-01	MWW	Monster Worldwide	D	-2.94	0.30					
2011-09-01	AOL	AOL	D	-2.88	0.00	LXK	Lexmark Intl	B	1.20	0.00
2011-09-01	JPM	Jpmorgan Chase	C	-1.87	1.00	IRM	Iron Mountain	A	2.27	1.00
2011-09-01	JW.A	John Wiley & Sons	C	-1.85	0.80	AN	Autonation	A	2.37	0.80
2011-09-01	MCK	Mckesson	C	-1.85	0.90	ANF	Abercrombie & Fitch	A	2.34	0.90
2011-09-01	TWX	Time Warner	C	-1.86	0.60	CBS	Cbs	A	2.31	0.60
2011-09-01	STJ	St Jude Medical Inc	C	-1.86	0.90	CEPH	Cephalon	A	2.25	0.90
2011-09-01	CTCM	CTC Media	D	-2.89	0.60	TIF	Tiffany	A	2.31	0.60
2011-09-01	COST	Costco Wholesale	C	-1.84	0.60	SBUX	Starbucks	A	2.28	0.60
2011-09-01	2628	China Life Insurance	D	-2.91	0.40					
2011-09-01	DTSI	Dts	D	-2.90	0.20	MJN	Mead Johnson Nutrition	A	2.45	0.20
2011-09-01	C	Citigroup	D	-2.90	0.60					
2011-09-01	2018	Aac Technologies	C	-1.88	0.60	CLF	Cliffs Natural Resources	A	2.31	0.60
2011-09-01	GNW	Genworth Financial	D	-2.92	0.20					
2011-09-01	RYAAY	Ryanair Adr	D	-2.86	2.20	MCD	Mcdonald's	A	2.28	2.20



Date	Ticker	Name	R	SM	W (%)	Ticker	Name	R	SM	W (%)
2011-09-01	ADP	Automatic Data Processing	C	-1.85	0.00	UTX	United Technologies	A	2.32	0.00
2011-09-01	SAN	Banco Santander	D	-2.88	0.50	EQT	Eqst	A	2.31	0.50
2011-09-01	NUVA	Nuvasive	D	-2.89	0.80	CI	Cigna	A	2.24	0.80
2011-09-01	UAL	United Continental	D	-2.90	0.30	BBBY	Bed Bath & Beyond	A	2.26	0.30
2011-09-01	3988	Bank Of China	D	-2.88	0.50	D	Dominion Resources	A	2.30	0.50
2011-09-01	939	China Construction Bank	D	-2.87	0.50	NOV	National Oilwell Varco	A	2.30	0.50
2011-09-01	JS8	CapitaMalls Asia	D	-2.92	0.30	HOG	Harley-davidson	A	2.29	0.00
2011-09-01	EXCL	XI Axiata	C	-1.88	0.00	CVX	Chevron	A	2.29	1.30
2011-09-01	1398	Industrial And Commercial Bank Of China	D	-2.87	1.30	EL	Estee Lauder Companies	A	2.29	0.20
2011-09-01	SANB11	Banco Santander Brasil	D	-2.90	0.20	MKC	Mccormick	A	2.28	0.40
2011-09-01	AVN	Avanti Coms Group	D	-2.92	0.30	WYN	Wyndham Worldwide	A	2.26	0.70
2011-09-01	FOXA	Amil Participacoes Twenty-first Century Fox	C	-1.85	0.70	BRCM	Broadcom Corp	B	1.19	0.80
2011-09-01	TIVO	Tivo	C	-1.86	0.80	FTI	Fmc Technologies	A	2.59	0.00
2011-10-03	ADN	Aberdeen Asset Management	C	-1.88	0.00	NI	Nisource	A	2.44	0.30
2011-10-03	AFL	Aflac	D	-2.91	0.40					
2011-10-03	BBDC4	Banco Bradesco	D	-2.85	0.30					
2011-10-03	AMAT	Applied Materials	D	-2.90	0.20					
2011-10-03	AMR	AMR Corp	D	-2.96	0.10					
2011-10-03	NOKIA	Nokia	D	-2.92	0.70					
2011-10-03	DRIV	Digital River	D	-2.92	0.60					
2011-10-03	DBK	Deutsche Bank	D	-2.90	0.60					
2011-10-03	SPLS	Staples	D	-2.91	0.50					
2011-10-03	GLE	Societe Generale	D	-2.94	0.70	GR	Goodrich	A	2.75	0.80
2011-10-03	VRSK	Verisk Analytics	C	-1.84	0.80	HAL	Halliburton	A	2.36	1.00
2011-10-03	CPI	Capita	D	-2.84	1.00	CNP	Centerpoint Energy	A	2.33	0.80
2011-10-03	DMGT	Daily Mail & General Trust	D	-2.90	0.80	CF	Cf Industries	A	2.33	0.20
2011-10-03	PRU	Prudential	D	-2.88	0.20	WFM	Whole Foods Market	A	3.00	0.50
2011-10-03	CM-CSA	Comcast	C	-1.87	0.50					
2011-10-03	494	Li & Fung	D	-2.92	0.80	CMG	Chipotle Mexican Grill	A	3.00	0.30
2011-10-03	YUM	Yum Brands	C	-1.86	0.30					
2011-10-03	AVID	Avid Technology	D	-2.95	0.30	BLL	Ball	A	2.36	0.30
2011-10-03	FLIR	Flir Systems	D	-2.89	0.30	CRM	Salesforce.com	A	2.85	0.90
2011-10-03	EMC	EMC Corp	C	-1.88	0.90	SPG	Simon Property	A	2.68	0.40
2011-10-03	FITB	Fifth Third Bancorp	D	-2.89	0.40	D	Dominion Resources	A	2.30	0.40
2011-10-03	ENGI	Engie	D	-2.88	0.40	CEPH	Cephalon	A	2.25	0.70
2011-10-03	FRX	Forest Laboratories	C	-1.88	0.70	RL	Ralph Lauren	A	2.29	0.50
2011-10-03	JGS	Jg Summit	C	-1.88	0.50	VNO	Vornado Realty Trust	A	2.41	0.70
2011-10-03	STT	State Street	D	-2.90	0.70	DVA	Davita	A	2.24	0.30
2011-10-03	HAS	Hays	D	-2.91	0.10	TWC	Time Warner Cable Inc.	A	2.47	0.40
2011-10-03		Hill-Rom Holdings	D	-2.90	0.30					
2011-10-03	HD	The Home Depot	C	-1.86	0.40					
2011-10-03	SNV	Synovus Financial Corp	D	-2.94	0.10					
2011-10-03	ADSK	Autodesk	D	-2.91	0.50	TDC	Teradata	A	2.74	0.10
2011-10-03	KLAC	Kla-tencor	C	-1.88	0.10	CERN	Cerner	A	2.30	0.10
2011-10-03	LLTC	Linear Technology	D	-2.87	0.10	UTX	United Technologies	A	2.31	0.50
2011-10-03	TRMB	Trimble	D	-2.90	0.50	ISRG	Intuitive Surgical	A	2.23	0.50
2011-10-03	MDT	Medtronic	D	-2.88	0.50	MJN	Mead Johnson Nutrition	A	2.43	0.40
2011-10-03	EA	Electronic Arts	C	-1.87	0.40	PSA	Public Storage	A	2.37	0.70
2011-10-03	MMC	Marsh & Mclennan Cos	C	-1.86	0.70	GWW	Ww Grainger	A	2.25	0.10
2011-10-03	FLEX	Flex	D	-2.89	0.10					

Date	Ticker	Name	R	SM	W (%)	Ticker	Name	R	SM	W (%)
2011-10-03	MXIM	Maxim Integrated Products	C	-1.86	0.20	IBM	IBM	A	2.24	0.20
2011-10-03	ORCL	Oracle	C	-1.87	0.60	NVDA	Nvidia	A	2.22	0.60
2011-10-03	RHI	Robert Half International	D	-2.90	0.30	PCP	Precision Castparts	A	2.24	0.30
2011-10-03	TDS	Telephone And Data Systems	D	-2.91	0.10					
2011-10-03	TXN	Texas Instruments	D	-2.88	1.70	XLNX	Xilinx	A	2.18	1.70
2011-10-03	USM	United States Cellular	D	-2.88	0.10	KIM	Kimco Realty	A	2.34	0.10
2011-10-03	WFC	Wells Fargo	D	-2.89	0.70	MA	Mastercard	A	2.27	0.70
2011-10-03	BELA	Jumbo	D	-2.89	0.20	KO	Coca-cola	A	2.29	0.20
2011-10-03	ZION	Zions Bancorp	D	-2.91	0.60					
2011-10-03	ARTC	ArthroCare Corp	C	-1.87	0.10	AGN	Allergan	A	2.23	0.10
2011-10-03	ALR	Alere	D	-2.92	0.90					
2011-10-03	RICHT	Chemical Works Of Gedeon Richter Teva	D	-2.90	0.40	BHI	Baker Hughes	A	2.28	0.40
2011-10-03	TEVA	Pharmaceutical Industries Adr	D	-2.89	0.20	BAX	Baxter International	A	2.22	0.20
2011-10-03	ASML	Asml	C	-1.87	1.50	MRO	Marathon Oil	A	2.28	1.50
2011-10-03	IHG	Intercontinental Hotels	D	-2.88	0.40	RRC	Range Resources	A	2.28	0.40
2011-10-03	CSCO	Cisco Systems	D	-2.90	0.70	DELL	Dell	A	2.18	0.70
2011-10-03	GRMN	Garmin	C	-1.85	0.70	GOOGL	Google Class A	A	2.17	0.70
2011-10-03	ORI	Old Republic International	D	-2.89	0.50	AOC	Aon plc	A	2.19	0.50
2011-10-03	NKE	Nike	C	-1.85	0.30	HRL	Hormel Foods	A	2.35	0.30
2011-10-03	960	Longfor Properties	C	-1.92	0.30	VFC	Vf	A	2.28	0.30
2011-10-03	SINA	Sina	C	-1.92	1.00	TLAB	Tellabs	B	1.18	1.00
2011-10-03	9984	Softbank	C	-1.89	0.40	CVX	Chevron	A	2.27	0.40
2011-10-03	KSS	Kohl's	D	-2.86	0.70	AZO	Autozone	A	2.45	0.70
2011-10-03	AMX	America Movil	D	-2.88	1.50	VZ	Verizon Communications	A	2.24	1.50
2011-10-03	LOGN	Logitech International	D	-2.94	0.60					
2011-10-03	TWTC	tw telecom	C	-1.89	0.30	BRCM	Broadcom Corp	B	1.17	0.30
2011-10-03	VMED	Virgin Media Inc.	D	-2.88	1.20	AN	Autonation	A	2.29	1.20
2011-10-03	AOL	AOL	D	-2.91	0.00					
2011-10-03	JPM	Jpmorgan Chase	D	-2.90	1.00					
2011-10-03	SYK	Stryker	D	-2.88	1.10	BMJ	Bristol-myers Squibb	A	2.22	1.10
2011-10-03	JW.A	John Wiley & Sons	C	-1.87	0.70	MCD	Mcdonald's	A	2.26	0.70
2011-10-03	ILMN	Illumina	D	-2.92	0.70					
2011-10-03	MCK	Mckesson	C	-1.86	0.90	JWN	Nordstrom	A	2.26	0.90
2011-10-03	TWX	Time Warner	C	-1.87	0.60	SBUX	Starbucks	A	2.26	0.60
2011-10-03	STJ	St Jude Medical Inc	C	-1.90	0.80	CI	Cigna	A	2.21	0.80
2011-10-03	EXPO	Exponent	C	-1.86	0.30	PLL	Pall Corp	A	2.21	0.30
2011-10-03	CTCM	CTC Media	D	-2.94	0.40					
2011-10-03	2628	China Life Insurance	D	-2.92	0.50					
2011-10-03	DTSI	Dts	D	-2.92	0.10					
2011-10-03	C	Citigroup	D	-2.92	0.60					
2011-10-03	QTM	Quantum	D	-2.93	0.10					
2011-10-03	2018	Aac Technologies	D	-2.88	0.70	EQT	Eqst	A	2.26	0.70
2011-10-03	GNW	Genworth Financial	D	-2.94	0.20					
2011-10-03	RYAAY	Ryanair Adr	D	-2.86	2.00	BBBY	Bed Bath & Beyond	A	2.26	2.00
2011-10-03	SAN	Banco Santander	D	-2.89	0.60	HOG	Harley-davidson	A	2.26	0.60
2011-10-03	UPS	United Parcel Service	D	-2.86	0.80	ROP	Roper Technologies	A	2.20	0.80
2011-10-03	NUVA	Nuvasive	D	-2.93	0.60					
2011-10-03	UAL	United Continental	D	-2.90	0.30					
2011-10-03	MHS	Medco Health Solutions	D	-2.88	0.90	CELG	Celgene	A	2.19	0.90
2011-10-03	3988	Bank Of China	D	-2.91	0.60					
2011-10-03	939	China Construction Bank	D	-2.90	0.80	LO	Lorillard	A	2.25	0.80
2011-10-03	EXCL	Xl Axiata	D	-2.88	0.40	NOV	National Oilwell Varco	A	2.23	0.40

Date	Ticker	Name	R	SM	W (%)	Ticker	Name	R	SM	W (%)
2011-10-03	1398	Industrial And Commercial Bank Of China	D	-2.91	0.50					
2011-10-03	SANB11	Banco Santander Brasil	D	-2.91	0.10					
2011-10-03	AVN	Avanti Coms Group	D	-2.94	0.30					
2011-10-03		Amil Participacoes	D	-2.86	0.40	TJX	Tjx Companies	A	2.23	0.40
2011-10-03	FOXA	Twenty-first Century Fox	C	-1.86	0.90	CBS	Cbs	A	2.24	0.90
2011-10-03	TIVO	Tivo	D	-2.89	0.80	LXK	Lexmark Intl	B	1.16	0.80
2011-11-01	ADN	Aberdeen Asset Management	D	-2.87	0.00	CF	Cf Industries	A	2.43	0.00
2011-11-01	AFL	Aflac	D	-2.88	0.50	PSA	Public Storage	A	2.44	0.50
2011-11-01	AMAT	Applied Materials	D	-2.88	0.20	TDC	Teradata	A	2.83	0.20
2011-11-01	AMR	AMR Corp	D	-2.95	0.20					
2011-11-01	DRIV	Digital River	D	-2.92	0.50					
2011-11-01	DBK	Deutsche Bank	D	-2.89	0.60	HRL	Hormel Foods	A	2.38	0.60
2011-11-01	SPLS	Staples	D	-2.90	0.50	WFM	Whole Foods Market	A	3.00	0.50
2011-11-01	GLE	Societe Generale	D	-2.94	0.60					
2011-11-01	4208	Ube Industries	C	-1.86	0.50	RL	Ralph Lauren	A	2.36	0.50
2011-11-01	DMGT	Daily Mail & General Trust	D	-2.89	0.80	MRO	Marathon Oil	A	2.36	0.80
2011-11-01	PRU	Prudential	D	-2.85	0.20	RRC	Range Resources	A	2.35	0.20
2011-11-01	U11	United Overseas Bank	D	-2.87	0.20	CNP	Centerpoint Energy	A	2.35	0.20
2011-11-01	CM-CSA	Comcast	C	-1.86	0.50	CMG	Chipotle Mexican Grill	A	3.00	0.50
2011-11-01	27	Galaxy Entertainment	C	-1.88	1.90	BHI	Baker Hughes	A	2.34	1.90
2011-11-01	494	Li & Fung	D	-2.90	0.80					
2011-11-01	CSX	Csx	D	-2.87	0.40	GR	Goodrich	A	2.77	0.40
2011-11-01	6988	Nitto Denko	D	-2.90	0.50					
2011-11-01	YUM	Yum Brands	C	-1.85	0.30	TWC	Time Warner Cable Inc.	A	2.48	0.30
2011-11-01	AVID	Avid Technology	D	-2.96	0.20					
2011-11-01	FLIR	Flir Systems	D	-2.89	0.20	BLL	Ball	A	2.40	0.20
2011-11-01	EMC	EMC Corp	C	-1.86	0.90	CERN	Cerner	A	2.28	0.90
2011-11-01	FITB	Fifth Third Bancorp	D	-2.88	0.40	MA	Mastercard	A	2.29	0.40
2011-11-01	ENGI	Engie	D	-2.89	0.30	VFC	Vf	A	2.32	0.30
2011-11-01	FRX	Forest Laboratories	D	-2.87	0.60	ISRG	Intuitive Surgical	A	2.29	0.60
2011-11-01	JGS	Jg Summit	C	-1.85	0.60	EQT	Eqst	A	2.31	0.60
2011-11-01	HAS	Hays	D	-2.91	0.10					
2011-11-01		Hill-Rom Holdings	D	-2.89	0.30	AGN	Allergan	A	2.24	0.30
2011-11-01	SNV	Synovus Financial Corp	D	-2.92	0.10					
2011-11-01	ADSK	Autodesk	D	-2.88	0.60	NVDA	Nvidia	A	2.26	0.60
2011-11-01	880	Sjm	C	-1.89	0.30	NOV	National Oilwell Varco	A	2.31	0.30
2011-11-01	TRMB	Trimble	D	-2.88	0.50	GWW	Ww Grainger	A	2.29	0.50
2011-11-01	MDT	Medtronic	D	-2.87	0.50	CI	Cigna	A	2.23	0.50
2011-11-01	EA	Electronic Arts	C	-1.85	0.40	MJN	Mead Johnson Nutrition	A	2.45	0.40
2011-11-01	FLEX	Flex	D	-2.87	0.10	PCP	Precision Castparts	A	2.26	0.10
2011-11-01	ORCL	Oracle	C	-1.85	0.60	IBM	IBM	A	2.25	0.60
2011-11-01	EW	Edwards Lifesciences	D	-2.87	1.00	BAX	Baxter International	A	2.22	1.00
2011-11-01	FRE	Fresenius	C	-1.85	0.80	D	Dominion Resources	A	2.31	0.80
2011-11-01	RHI	Robert Half International	D	-2.87	0.40	ROP	Roper Technologies	A	2.24	0.40
2011-11-01	SLB	Schlumberger	D	-2.88	1.50	HAL	Halliburton	A	2.44	1.50
2011-11-01	TDS	Telephone And Data Systems	D	-2.90	0.10					
2011-11-01	TMO	Thermo Fisher Scientific	D	-2.88	0.80	BMJ	Bristol-myers Squibb	A	2.22	0.80
2011-11-01	TXN	Texas Instruments	D	-2.86	1.70	XLNX	Xilinx	A	2.22	1.70
2011-11-01	USM	United States Cellular	D	-2.88	0.10	AOC	Aon plc	A	2.21	0.10
2011-11-01	ESND	Essendant	D	-2.85	0.10	NSC	Norfolk Southern	A	2.23	0.10
2011-11-01	WFC	Wells Fargo	D	-2.88	0.70	CB	Chubb	A	2.20	0.70

Date	Ticker	Name	R	SM	W (%)	Ticker	Name	R	SM	W (%)
2011-11-01	BELA	Jumbo	D	-2.89	0.20	CVX	Chevron	A	2.30	0.20
2011-11-01	NTES	Netease Adr	C	-1.86	1.30	INTC	Intel	A	2.21	1.30
2011-11-01	ZION	Zions Bancorp	D	-2.89	0.70	CB	Chubb Corp	A	2.20	0.70
2011-11-01	ARTC	ArthroCare Corp	C	-1.86	0.10	CELG	Celgene	A	2.20	0.10
2011-11-01	ALR	Alere	D	-2.90	1.10	HUM	Humana	A	2.20	1.10
2011-11-01	RIGHT	Chemical Works Of Gedeon Richter Teva	D	-2.88	0.40	KO	Coca-cola	A	2.30	0.40
2011-11-01	TEVA	Pharmaceutical Industries Adr	D	-2.88	0.20	ABT	Abbott Laboratories	A	2.19	0.20
2011-11-01	ASML	Asml	C	-1.85	1.50	HOG	Harley-davidson	A	2.29	1.50
2011-11-01	IHG	Intercontinental Hotels	D	-2.88	0.40	MCD	McDonald's	A	2.28	0.40
2011-11-01	HOLX	Hologic	D	-2.89	0.70	LLY	Eli Lilly	A	2.18	0.70
2011-11-01	EBAY	Ebay	C	-1.85	0.80	AZO	Autozone	A	2.47	0.80
2011-11-01	ORI	Old Republic International	D	-2.89	0.40	SPG	Simon Property	A	2.19	0.40
2011-11-01	960	Longfor Properties	D	-2.88	0.30	TJX	Tjx Companies	A	2.25	0.30
2011-11-01	SINA	Sina	C	-1.91	1.10	MOT	Motorola Solutions	A	2.19	1.10
2011-11-01	9984	Softbank	D	-2.88	0.40	ABC	Amerisourcebergen	A	2.24	0.40
2011-11-01	LOGN	Logitech International	D	-2.93	0.60					
2011-11-01	TWTC	tw telecom	C	-1.87	0.30	DELL	Dell	A	2.19	0.30
2011-11-01	VMED	Virgin Media Inc.	D	-2.86	1.10	AN	Autonation	A	2.35	1.10
2011-11-01	AOL	AOL	D	-2.89	0.00	INTU	Intuit	A	2.19	0.00
2011-11-01	JPM	Jpmorgan Chase	D	-2.89	1.00	HCP	Hcp	A	2.19	1.00
2011-11-01	SYK	Stryker	D	-2.88	1.00	BCR	C R Bard	A	2.18	1.00
2011-11-01	JW.A	John Wiley & Sons	C	-1.85	0.60	CBS	Cbs	A	2.31	0.60
2011-11-01	ILMN	Illumina	D	-2.94	0.50					
2011-11-01	TWX	Time Warner	C	-1.85	0.70	SBUX	Starbucks	A	2.30	0.70
2011-11-01	STJ	St Jude Medical Inc	C	-1.88	0.80	DGX	Quest Diagnostics	B	1.19	0.80
2011-11-01	CTCM	CTC Media	D	-2.93	0.40					
2011-11-01	2628	China Life Insurance	D	-2.91	0.50					
2011-11-01	DTSI	Dts	D	-2.91	0.10					
2011-11-01	CCI	Crown Castle Intl Corp	D	-2.85	1.50	TRV	Travelers Companies	B	1.20	1.50
2011-11-01	C	Citigroup	D	-2.91	0.70					
2011-11-01	QTM	Quantum	D	-2.91	0.10					
2011-11-01	GNW	Genworth Financial	D	-2.93	0.20					
2011-11-01	SAN	Banco Santander	D	-2.89	0.50	LO	Lorillard	A	2.24	0.50
2011-11-01	GRF	Grifols	C	-1.86	1.00	EP	El Paso Corporation	A	2.24	1.00
2011-11-01	NUVA	Nuvasive	D	-2.93	0.50					
2011-11-01	UAL	United Continental	D	-2.89	0.30	JWN	Nordstrom	A	2.29	0.30
2011-11-01	MHS	Medco Health Solutions	D	-2.86	1.00	MRK	Merck & Co	B	1.18	1.00
2011-11-01	3988	Bank Of China	D	-2.90	0.70	VZ	Verizon Communications	A	2.24	0.70
2011-11-01	939	China Construction Bank	D	-2.87	0.80	CAH	Cardinal Health	A	2.24	0.80
2011-11-01	EXCL	Xl Axiata	D	-2.88	0.40	CEG	Constellation Energy	A	2.23	0.40
2011-11-01	VOLC	Volcano Corp. Industrial And	C	-1.88	0.10	NI	Nisource	A	2.45	0.10
2011-11-01	1398	Commercial Bank Of China	D	-2.88	0.60	HRB	H.& R.block	A	2.23	0.60
2011-11-01	SANB11	Banco Santander Brasil	D	-2.90	0.10					
2011-11-01	BIDU	Baidu Adr	C	-1.86	1.10	FFIV	F5 Networks	B	1.24	1.10
2011-11-01	AVN	Avanti Coms Group	D	-2.93	0.30					
2011-11-01		Amil Participacoes	D	-2.86	0.30	LTD	L Brands	A	2.23	0.30
2011-11-01	FAF	First American Financial	D	-2.89	0.30	AIZ	Assurant	B	1.20	0.30
2011-11-01	FOXA	Twenty-first Century Fox	C	-1.85	0.90	BBBY	Bed Bath & Beyond	A	2.29	0.90
2011-11-01	TIVO	Tivo	D	-2.87	0.80	CTXS	Citrix Systems	B	1.22	0.80
2011-12-01	ADN	Aberdeen Asset Management	D	-2.86	0.00	NI	Nisource	A	2.48	0.00
2011-12-01	AMAT	Applied Materials	D	-2.89	0.20	TDC	Teradata	A	2.79	0.20
2011-12-01	AMR	AMR Corp	D	-2.99	0.00					

Date	Ticker	Name	R	SM	W (%)	Ticker	Name	R	SM	W (%)
2011-12-01	DRIV	Digital River	D	-2.93	0.40					
2011-12-01	DBK	Deutsche Bank	D	-2.89	0.60	MJN	Mead Johnson Nutrition	A	2.48	0.60
2011-12-01	SPLS	Staples	D	-2.90	0.50	WFM	Whole Foods Market	A	3.00	0.50
2011-12-01	GLE	Societe Generale	D	-2.94	0.60					
2011-12-01	4208	Ube Industries	C	-1.87	0.50	HRL	Hormel Foods	A	2.40	0.50
2011-12-01	U11	United Overseas Bank	D	-2.87	0.20	CNP	Centerpoint Energy	A	2.34	0.20
2011-12-01	CM-CSA	Comcast	C	-1.86	0.50	CMG	Chipotle Mexican Grill	A	3.00	0.50
2011-12-01	27	Galaxy Entertainment	C	-1.88	1.90	RL	Ralph Lauren	A	2.33	1.90
2011-12-01	CSX	Csx	D	-2.87	0.50	GR	Goodrich	A	2.77	0.50
2011-12-01	6988	Nitto Denko	D	-2.90	0.60	VFC	Vf	A	2.33	0.60
2011-12-01	AVID	Avid Technology	D	-2.94	0.30					
2011-12-01	FLIR	Flir Systems	D	-2.88	0.20	GWW	Ww Grainger	A	2.32	0.20
2011-12-01	EMC	EMC Corp	D	-2.86	0.90	CERN	Cerner	A	2.28	0.90
2011-12-01	ENGI	Engie	D	-2.88	0.30	EQT	Eqt	A	2.31	0.30
2011-12-01	FRX	Forest Laboratories	D	-2.88	0.60	ISRG	Intuitive Surgical	A	2.29	0.60
2011-12-01	JGS	Jg Summit	C	-1.85	0.60	D	Dominion Resources	A	2.31	0.60
2011-12-01	HAS	Hays	D	-2.91	0.10					
2011-12-01		Hill-Rom Holdings	D	-2.89	0.30	AGN	Allergan	A	2.24	0.30
2011-12-01	SNV	Synovus Financial Corp	D	-2.91	0.10					
2011-12-01	880	Sjm	C	-1.89	0.30	CVX	Chevron	A	2.30	0.30
2011-12-01	FLEX	Flex	D	-2.88	0.10	PCP	Precision Castparts	A	2.27	0.10
2011-12-01	ORCL	Oracle	C	-1.85	0.60	IBM	IBM	A	2.26	0.60
2011-12-01	EW	Edwards Lifesciences	D	-2.88	0.90	CI	Cigna	A	2.23	0.90
2011-12-01	RHI	Robert Half International	D	-2.87	0.40	ROP	Roper Technologies	A	2.26	0.40
2011-12-01	SLB	Schlumberger	D	-2.87	1.60	MRO	Marathon Oil	A	2.39	1.60
2011-12-01	TDS	Telephone And Data Systems	D	-2.88	0.10	VZ	Verizon Communications	A	2.25	0.10
2011-12-01	TMO	Thermo Fisher Scientific	D	-2.88	0.80	BMJ	Bristol-myers Squibb	A	2.23	0.80
2011-12-01	WFC	Wells Fargo	D	-2.87	0.70	PSA	Public Storage	A	2.45	0.70
2011-12-01	BELA	Jumbo	D	-2.90	0.20	HOG	Harley-davidson	A	2.29	0.20
2011-12-01	NTES	Netease Adr	C	-1.86	1.30	XLNX	Xilinx	A	2.22	1.30
2011-12-01	ZION	Zions Bancorp	D	-2.90	0.70	MA	Mastercard	A	2.33	0.70
2011-12-01	ARTC	ArthroCare Corp	D	-2.86	0.10	HUM	Humana	A	2.22	0.10
2011-12-01	ALR	Alere	D	-2.90	1.00					
2011-12-01	RICHT	Chemical Works Of Gedeon Richter	D	-2.84	0.40	JWN	Nordstrom	A	2.27	0.40
2011-12-01	SKYD	Sky Deutschland Teva	D	-2.92	0.40					
2011-12-01	TEVA	Pharmaceutical Industries Adr	D	-2.88	0.20	BAX	Baxter International	A	2.21	0.20
2011-12-01	IHG	Intercontinental Hotels	D	-2.87	0.40	TJX	Tjx Companies	A	2.26	0.40
2011-12-01	EBAY	Ebay	C	-1.86	0.80	AZO	Autozone	A	2.48	0.80
2011-12-01	ORI	Old Republic International	D	-2.90	0.40	MCO	Moody's	A	2.22	0.40
2011-12-01	960	Longfor Properties	D	-2.88	0.30	LO	Lorillard	A	2.25	0.30
2011-12-01	SINA	Sina	C	-1.92	0.90	INTC	Intel	A	2.22	0.90
2011-12-01	9984	Softbank	D	-2.88	0.40	HRB	H.& R.block	A	2.25	0.40
2011-12-01	ZOLL	Zoll Med Corp	D	-2.89	0.10	ANTM	Anthem	A	2.20	0.10
2011-12-01	LOGN	Logitech International	D	-2.94	0.50					
2011-12-01	TWTC	tw telecom	C	-1.86	0.30	SNDK	Sandisk Corp	A	2.21	0.30
2011-12-01	VMED	Virgin Media Inc.	D	-2.87	1.10	CBS	Cbs	A	2.32	1.10
2011-12-01	AOL	AOL	D	-2.89	0.00	RHT	Red Hat	A	2.21	0.00
2011-12-01	JPM	Jpmorgan Chase	D	-2.89	0.90	AOC	Aon plc	A	2.21	0.90
2011-12-01	SYK	Stryker	D	-2.87	1.00	AET	Aetna	A	2.20	1.00
2011-12-01	JW.A	John Wiley & Sons	C	-1.85	0.70	SBUX	Starbucks	A	2.32	0.70
2011-12-01	ILMN	illumina	D	-2.94	0.40					
2011-12-01	TWX	Time Warner	C	-1.85	0.70	MCD	Mcdonald's	A	2.29	0.70
2011-12-01	STJ	St Jude Medical Inc	D	-2.88	0.90	CELG	Celgene	A	2.20	0.90
2011-12-01	CTCM	CTC Media	D	-2.93	0.40					
2011-12-01	2628	China Life Insurance	D	-2.90	0.50					

Date	Ticker	Name	R	SM	W (%)	Ticker	Name	R	SM	W (%)
2011-12-01	DTSI	Dts	D	-2.91	0.20					
2011-12-01	C	Citigroup	D	-2.91	0.60					
2011-12-01	GNW	Genworth Financial	D	-2.92	0.20					
2011-12-01	SAN	Banco Santander	D	-2.90	0.50	HP	Helmerich & Payne	A	2.25	0.50
2011-12-01	GRF	Grifols	C	-1.87	1.00	EP	El Paso Corporation	A	2.25	1.00
2011-12-01	NUVA	Nuvasive	D	-2.93	0.50					
2011-12-01	UAL	United Continental	D	-2.89	0.30	BBBY	Bed Bath & Beyond	A	2.28	0.30
2011-12-01	3988	Bank Of China	D	-2.90	0.70					
2011-12-01	939	China Construction Bank	D	-2.88	0.80	JBL	Jabil Circuit	A	2.24	0.80
2011-12-01	EXCL	Xl Axiata	D	-2.88	0.40	CEG	Constellation Energy	A	2.24	0.40
2011-12-01	VOLC	Volcano Corp.	D	-2.88	0.20	PFE	Pfizer	A	2.20	0.20
2011-12-01	1398	Commercial Bank Of China	D	-2.88	0.60	NSC	Norfolk Southern	A	2.24	0.60
2011-12-01	SANB11	Banco Santander Brasil	D	-2.91	0.10					
2011-12-01	BIDU	Baidu Adr	C	-1.86	1.10	GOOGL	Google Class A	A	2.20	1.10
2011-12-01	AVN	Avanti Coms Group	D	-2.93	0.30					
2011-12-01		Amil Participacoes	D	-2.86	0.30	CAH	Cardinal Health	A	2.24	0.30
2011-12-01	FAF	First American Financial	D	-2.89	0.30	NDAQ	Nasdaq	A	2.21	0.30
2011-12-01	MAIL	Mail.ru Gdr	D	-2.88	0.80	XOM	Exxon Mobil	A	2.24	0.80
2011-12-01	TIVO	Tivo	D	-2.92	0.50					
2011-12-01	BHGE	Baker Hughes, A Ge	D	-2.88	0.20	RRC	Range Resources	A	2.36	0.20
2012-01-02	GLE	Societe Generale	D	-2.94	0.60					
2012-01-02	4208	Ube Industries	D	-2.87	0.50	MJN	Mead Johnson Nutrition	A	2.44	0.50
2012-01-02	U11	United Overseas Bank	D	-2.88	0.20	HRL	Hormel Foods	A	2.39	0.20
2012-01-02	CM-CSA	Comcast	C	-1.85	0.50	WFM	Whole Foods Market	A	3.00	0.50
2012-01-02	27	Galaxy Entertainment	C	-1.89	1.70	CNP	Centerpoint Energy	A	2.34	1.70
2012-01-02	CSX	Csx	D	-2.87	0.40	GR	Goodrich	A	2.78	0.40
2012-01-02	6988	Nitto Denko	D	-2.91	0.30					
2012-01-02	AVID	Avid Technology	D	-2.94	0.30					
2012-01-02	FLIR	Flir Systems	D	-2.89	0.20	GWV	Ww Grainger	A	2.32	0.20
2012-01-02	MPEL	Melco Crown Sp Adr	C	-1.90	0.30	NI	Nisource	A	2.50	0.30
2012-01-02	EMC	EMC Corp	D	-2.87	0.30	TDC	Teradata	A	2.71	0.30
2012-01-02	ENGI	Engie	D	-2.88	0.30	D	Dominion Resources	A	2.32	0.30
2012-01-02	FRX	Forest Laboratories	D	-2.87	0.60	ISRG	Intuitive Surgical	A	2.31	0.60
2012-01-02	HAS	Hays	D	-2.92	0.10					
2012-01-02	SNV	Synovus Financial Corp	D	-2.92	0.10					
2012-01-02	HGSI	Human Genome Sciences	D	-2.96	0.30					
2012-01-02	880	Sjm	C	-1.90	0.30	RL	Ralph Lauren	A	2.32	0.30
2012-01-02	ORCL	Oracle	C	-1.88	0.40	MMI	Motorola Mobility Holdings	A	2.31	0.40
2012-01-02	EW	Edwards Lifesciences	D	-2.87	1.00	PRGO	Perrigo Company plc	A	2.29	1.00
2012-01-02	SLB	Schlumberger	D	-2.88	1.40	MRO	Marathon Oil	A	2.41	1.40
2012-01-02	TMO	Thermo Fisher Scientific	D	-2.89	1.60	AGN	Allergan	A	2.25	1.60
2012-01-02	AMZN	Amazon.com	C	-1.88	1.10	CMG	Chipotle Mexican Grill	A	3.00	1.10
2012-01-02	BELA	Jumbo	D	-2.89	0.10	CVX	Chevron	A	2.31	0.10
2012-01-02	NTES	Netease Adr	C	-1.86	1.20	NVLS	Novellus Systems	A	2.25	1.20
2012-01-02	ZION	Zions Bancorp	D	-2.89	0.70	PSA	Public Storage	A	2.47	0.70
2012-01-02	SKYD	Sky Deutschland	D	-2.94	0.40					
2012-01-02	EBAY	Ebay	C	-1.84	0.50	DLTR	Dollar Tree	A	2.98	0.50
2012-01-02	960	Longfor Properties	D	-2.89	0.30	HOG	Harley-davidson	A	2.30	0.30
2012-01-02	SINA	Sina	D	-2.94	0.70					



Date	Ticker	Name	R	SM	W (%)	Ticker	Name	R	SM	W (%)
2012-01-02	9984	Softbank	D	-2.89	0.40	VFC	Vf	A	2.30	0.40
2012-01-02	LOGN	Logitech International	D	-2.94	0.50					
2012-01-02	VMED	Virgin Media Inc.	D	-2.87	1.00	AZO	Autozone	A	2.46	1.00
2012-01-02	JPM	Jpmorgan Chase	D	-2.88	1.00	MA	Mastercard	A	2.32	1.00
2012-01-02	JW.A	John Wiley & Sons	C	-1.86	0.60	CBS	Cbs	A	2.34	0.60
2012-01-02	ILMN	Illumina	D	-2.93	0.50					
2012-01-02	TWX	Time Warner	C	-1.84	0.70	SBUX	Starbucks	A	2.33	0.70
2012-01-02	STJ	St Jude Medical Inc	D	-2.89	0.70	BMJ	Bristol-myers Squibb	A	2.24	0.70
2012-01-02	CTCM	CTC Media	D	-2.94	0.30					
2012-01-02	2628	China Life Insurance	D	-2.91	0.10					
2012-01-02	DTSI	Dts	D	-2.91	0.10					
2012-01-02	ACT	Actavis	C	-1.86	0.70	CI	Cigna	A	2.22	0.70
2012-01-02	C	Citigroup	D	-2.91	0.60					
2012-01-02	LVS	Las Vegas Sands	C	-1.87	1.10	MCD	Mcdonald's	A	2.31	1.10
2012-01-02	SAN	Banco Santander	D	-2.89	0.50	EQT	Eq	A	2.28	0.50
2012-01-02	NUVA	Nuvasive	D	-2.94	0.50					
2012-01-02	UAL	United Continental	D	-2.85	0.30	JWN	Nordstrom	A	2.29	0.30
2012-01-02	3988	Bank Of China	D	-2.89	0.60	TJX	Tjx Companies	A	2.27	0.60
2012-01-02	EXCL	Xl Axiata	D	-2.89	0.30	BBBY	Bed Bath & Beyond	A	2.27	0.30
2012-01-02	1928	Sands China	C	-1.85	0.70	PCP	Precision Castparts	A	2.27	0.70
2012-01-02	VOLC	Volcano Corp.	D	-2.88	0.10	CELG	Celgene	A	2.22	0.10
2012-01-02	BIDU	Baidu Adr	C	-1.88	1.00	FFIV	F5 Networks	A	2.25	1.00
2012-01-02	AVN	Avanti Coms Group	D	-2.93	0.30					
2012-01-02		Amil Participacoes	D	-2.86	0.30	VZ	Verizon Communications	A	2.26	0.30
2012-01-02	FAF	First American Financial	D	-2.88	0.30	AIZ	Assurant	A	2.22	0.30
2012-01-02	MAIL	Mail.ru Gdr	D	-2.87	0.70	ROP	Roper Technologies	A	2.26	0.70
2012-01-02	TIVO	Tivo	D	-2.93	0.40					
2012-01-02	BHGE	Baker Hughes, A Ge	D	-2.90	0.20	RRC	Range Resources	A	2.31	0.20
2012-02-01	NOKIA	Nokia	D	-2.87	0.50	HRL	Hormel Foods	A	2.39	0.50
2012-02-01	GLE	Societe Generale	D	-2.93	0.70					
2012-02-01	4208	Ube Industries	D	-2.86	0.50	RL	Ralph Lauren	A	2.36	0.50
2012-02-01	CPI	Capita	D	-2.86	0.70	SBUX	Starbucks	A	2.35	0.70
2012-02-01	U11	United Overseas Bank	D	-2.86	0.20	HOG	Harley-davidson	A	2.34	0.20
2012-02-01	6988	Nitto Denko	D	-2.91	0.30					
2012-02-01	FLIR	Flir Systems	D	-2.88	0.20	GR	Goodrich	A	2.79	0.20
2012-02-01	MPEL	Melco Crown Sp Adr	C	-1.88	0.40	NI	Nisource	A	2.50	0.40
2012-02-01	ENGI	Engie	D	-2.88	0.30	VFC	Vf	A	2.31	0.30
2012-02-01	FRX	Forest Laboratories	D	-2.87	0.60	ISRG	Intuitive Surgical	A	2.31	0.60
2012-02-01	HAS	Hays	D	-2.91	0.10					
2012-02-01		Hill-Rom Holdings	D	-2.84	0.30	PRGO	Perrigo Company plc	A	2.29	0.30
2012-02-01	SNV	Synovus Financial Corp	D	-2.90	0.10	PSA	Public Storage	A	2.48	0.10
2012-02-01	HGSI	Human Genome Sciences	D	-2.94	0.40					
2012-02-01	880	Sjm	C	-1.89	0.30	D	Dominion Resources	A	2.31	0.30
2012-02-01	EA	Electronic Arts	C	-1.88	0.20	MJN	Mead Johnson Nutrition	A	2.47	0.20
2012-02-01	ORCL	Oracle	D	-2.87	0.50	MMI	Motorola Mobility Holdings	A	2.31	0.50
2012-02-01	AMZN	Amazon.com	C	-1.88	1.10	WFM	Whole Foods Market	A	3.00	1.10
2012-02-01	NTES	Netease Adr	C	-1.85	1.20	NVLS	Novellus Systems	A	2.30	1.20
2012-02-01	MIC	Millicom International Cellular	C	-1.85	1.00	CVX	Chevron	A	2.30	1.00
2012-02-01	SKYD	Sky Deutschland	D	-2.92	0.50					
2012-02-01	SINA	Sina	D	-2.91	0.90					
2012-02-01	9984	Softbank	D	-2.90	0.30	MCD	Mcdonald's	A	2.30	0.30

Date	Ticker	Name	R	SM	W (%)	Ticker	Name	R	SM	W (%)
2012-02-01	KSS	Kohl's	D	-2.86	0.50	CMG	Chipotle Mexican Grill	A	3.00	0.50
2012-02-01	AMX	America Movil	D	-2.85	1.20	VZ	Verizon Communications	A	2.25	1.20
2012-02-01	LOGN	Logitech International	D	-2.84	0.50	ROP	Roper Technologies	A	2.29	0.50
2012-02-01	VMED	Virgin Media Inc.	D	-2.86	1.00	DLTR	Dollar Tree	A	3.00	1.00
2012-02-01	ACN	Accenture Cl A	C	-1.85	0.80	GWW	Ww Grainger	A	2.33	0.80
2012-02-01	JW.A	John Wiley & Sons	D	-2.85	0.60	AZO	Autozone	A	2.50	0.60
2012-02-01	MCK	Mckesson	C	-1.84	0.90	CBS	Cbs	A	2.36	0.90
2012-02-01	CTCM	CTC Media	D	-2.93	0.40					
2012-02-01	ACT	Actavis	C	-1.86	0.60	AGN	Allergan	A	2.25	0.60
2012-02-01	C	Citigroup	D	-2.90	0.70	MA	Mastercard	A	2.31	0.70
2012-02-01	SAN	Banco Santander	D	-2.83	0.50	JWN	Nordstrom	A	2.29	0.50
2012-02-01	NUVA	Nuvasive	D	-2.92	0.70					
2012-02-01	EXCL	Xl Axiata	D	-2.89	0.30	TJX	Tjx Companies	A	2.29	0.30
2012-02-01	BIDU	Baidu Adr	C	-1.87	1.00	FFIV	F5 Networks	A	2.29	1.00
2012-02-01	AVN	Avanti Coms Group	D	-2.94	0.30					
2012-02-01	TIVO	Tivo	D	-2.91	0.50					
2012-02-01	BHGE	Baker Hughes, A Ge	D	-2.90	0.10	MRO	Marathon Oil	A	2.44	0.10
2012-03-01	NOKIA	Nokia	D	-2.85	0.50	PHM	Pultegroup	A	2.40	0.50
2012-03-01	FLIR	Flir Systems	D	-2.88	0.20	GR	Goodrich	A	2.79	0.20
2012-03-01	MPEL	Melco Crown Sp Adr	C	-1.86	0.40	NI	Nisource	A	2.51	0.40
2012-03-01	ENGI	Engie	D	-2.89	0.30	CBS	Cbs	A	2.38	0.30
2012-03-01	HGSI	Human Genome Sciences	D	-2.96	0.30					
2012-03-01	880	Sjm	C	-1.87	0.30	HOG	Harley-davidson	A	2.37	0.30
2012-03-01	EA	Electronic Arts	D	-2.89	0.20	MJN	Mead Johnson Nutrition	A	2.50	0.20
2012-03-01	ORCL	Oracle	D	-2.86	0.40	MU	Micron Technology	A	2.34	0.40
2012-03-01	AMZN	Amazon.com	C	-1.88	1.00	WFM	Whole Foods Market	A	3.00	1.00
2012-03-01	MIC	Millicom International Cellular	C	-1.84	1.00	MA	Mastercard	A	2.36	1.00
2012-03-01	SINA	Sina	D	-2.92	0.90					
2012-03-01	9984	Softbank	D	-2.88	0.30	SBUX	Starbucks	A	2.35	0.30
2012-03-01	KSS	Kohl's	D	-2.84	0.60	CMG	Chipotle Mexican Grill	A	3.00	0.60
2012-03-01	ACN	Accenture Cl A	C	-1.84	0.70	GWW	Ww Grainger	A	2.36	0.70
2012-03-01	JW.A	John Wiley & Sons	D	-2.86	0.50	DLTR	Dollar Tree	A	3.00	0.50
2012-03-01	MCK	Mckesson	C	-1.84	0.90	AZO	Autozone	A	2.54	0.90
2012-03-01	CTCM	CTC Media	D	-2.93	0.40					
2012-03-01	DTSI	Dts	D	-2.85	0.10	RL	Ralph Lauren	A	2.41	0.10
2012-03-01	ACT	Actavis	C	-1.86	0.60	ISRG	Intuitive Surgical	A	2.35	0.60
2012-03-01	C	Citigroup	D	-2.89	0.70	PSA	Public Storage	A	2.47	0.70
2012-03-01	EXCL	Xl Axiata	D	-2.88	0.30	VFC	Vf	A	2.35	0.30
2012-03-01	BIDU	Baidu Adr	C	-1.86	1.00	AKAM	Akamai Technologies	A	2.32	1.00
2012-03-01	AVN	Avanti Coms Group	D	-2.94	0.20					
2012-03-01	TIVO	Tivo	D	-2.90	0.50	MMI	Motorola Mobility Holdings	A	2.31	0.50
2012-03-01	BHGE	Baker Hughes, A Ge	D	-2.89	0.10	MRO	Marathon Oil	A	2.48	0.10
2012-04-02	NOKIA	Nokia	D	-2.84	0.50	WFM	Whole Foods Market	A	3.00	0.50
2012-04-02	CSX	Csx	C	-1.83	0.70	GR	Goodrich	A	2.79	0.70
2012-04-02	HGSI	Human Genome Sciences	D	-2.95	0.30					
2012-04-02	EA	Electronic Arts	D	-2.89	0.20	MJN	Mead Johnson Nutrition	A	2.54	0.20
2012-04-02	9984	Softbank	D	-2.88	0.70	CMG	Chipotle Mexican Grill	A	3.00	0.70
2012-04-02	AIRA	Airasia	C	-1.86	1.50	DLTR	Dollar Tree	A	3.00	1.50
2012-04-02	AVN	Avanti Coms Group	D	-2.94	0.50					
2012-04-02	BHGE	Baker Hughes, A Ge	D	-2.91	0.30					
2012-05-01	NOKIA	Nokia	D	-2.90	0.40	CMG	Chipotle Mexican Grill	A	3.00	0.40

Date	Ticker	Name	R	SM	W (%)	Ticker	Name	R	SM	W (%)
2012-05-01	CSX	Csx	C	-1.83	0.70	GR	Goodrich	A	2.79	0.70
2012-05-01	AVID	Avid Technology	C	-1.88	0.30	WFM	Whole Foods Market	A	3.00	0.30
2012-05-01	EA	Electronic Arts	D	-2.90	0.20	FOSL	Fossil	A	3.00	0.20
2012-05-01	ESND	Essendant	D	-2.86	0.10	MAS	Masco	A	2.34	0.10
2012-05-01	ARTC	ArthroCare Corp	D	-2.87	0.00	ISRG	Intuitive Surgical	A	2.40	0.00
2012-05-01	SKYD	Sky Deutschland	C	-1.86	0.50	DLTR	Dollar Tree	A	3.00	0.50
2012-05-01	9984	Softbank	D	-2.88	0.70	AZO	Autozone	A	2.57	0.70
2012-05-01	ILMN	Illumina	C	-1.85	0.50	PRGO	Perrigo Company plc	A	2.32	0.50
2012-05-01	QTM	Quantum	C	-1.86	0.10	FFIV	F5 Networks	A	2.32	0.10
2012-05-01	SAN	Banco Santander	D	-2.87	0.40	MJN	Mead Johnson Nutrition	A	2.54	0.40
2012-05-01	AIRA	Airasia	C	-1.87	1.40	NI	Nisource	A	2.54	1.40
2012-05-01	AVN	Avanti Coms Group	D	-2.94	0.50					
2012-05-01	BHGE	Baker Hughes, A Ge	D	-2.91	0.30					
2012-06-01	NOKIA	Nokia	D	-2.92	0.30					
2012-06-01	GLE	Societe Generale	D	-2.89	0.50	AZO	Autozone	A	2.53	0.50
2012-06-01	4208	Ube Industries	D	-2.88	0.40	NI	Nisource	A	2.52	0.40
2012-06-01	CPI	Capita	D	-2.87	0.50	MJN	Mead Johnson Nutrition	A	2.50	0.50
2012-06-01	DMGT	Daily Mail & General Trust	C	-1.87	0.70	PHM	Pultegroup	A	2.39	0.70
2012-06-01	MON	Monsanto	C	-1.85	0.60	FOSL	Fossil	A	3.00	0.60
2012-06-01	CSX	Csx	C	-1.85	0.70	GR	Goodrich	A	2.79	0.70
2012-06-01	AVID	Avid Technology	C	-1.90	0.20	WFM	Whole Foods Market	A	3.00	0.20
2012-06-01		Hill-Rom Holdings	D	-2.87	0.20	ISRG	Intuitive Surgical	A	2.34	0.20
2012-06-01	EA	Electronic Arts	D	-2.91	0.20					
2012-06-01	ORCL	Oracle	D	-2.86	0.40	IBM	IBM	A	2.26	0.40
2012-06-01	SLB	Schlumberger	D	-2.87	1.20	SUN	Sunoco	A	2.31	1.20
2012-06-01	TDS	Telephone And Data Systems	D	-2.89	0.10	T	At&t	A	2.21	0.10
2012-06-01	USM	United States Cellular	D	-2.87	0.10	PSA	Public Storage	A	2.46	0.10
2012-06-01	ESND	Essendant	D	-2.88	0.10	SHW	Sherwin-williams	A	2.30	0.10
2012-06-01	ARTC	ArthroCare Corp	D	-2.86	0.10	PRGO	Perrigo Company plc	A	2.31	0.10
2012-06-01	RICHT	Chemical Works Of Gedeon Richter Teva	C	-1.84	0.40	CBS	Cbs	A	2.38	0.40
2012-06-01	TEVA	Pharmaceutical Industries Adr	C	-1.86	0.10	AGN	Allergan	A	2.25	0.10
2012-06-01	SINA	Sina	D	-2.88	0.50	AKAM	Akamai Technologies	A	2.25	0.50
2012-06-01	9984	Softbank	D	-2.88	0.70	SBUX	Starbucks	A	2.38	0.70
2012-06-01	AGO	Assured Guaranty	C	-1.90	0.50	MA	Mastercard	A	2.34	0.50
2012-06-01	KSS	Kohl's	D	-2.85	0.40	CMG	Chipotle Mexican Grill	A	3.00	0.40
2012-06-01	VMED	Virgin Media Inc.	D	-2.86	1.00	DLTR	Dollar Tree	A	3.00	1.00
2012-06-01	SYK	Stryker	C	-1.85	0.90	ESRX	Express Scripts	A	2.24	0.90
2012-06-01	ILMN	Illumina	C	-1.87	0.50	BMJ	Bristol-myers Squibb	A	2.23	0.50
2012-06-01	2628	China Life Insurance	D	-2.86	0.10	HOG	Harley-davidson	A	2.36	0.10
2012-06-01	QTM	Quantum	D	-2.89	0.10	NVLS	Novellus Systems	A	2.25	0.10
2012-06-01	GNW	Genworth Financial	D	-2.91	0.20					
2012-06-01	SAN	Banco Santander	D	-2.88	0.40	TJX	Tjx Companies	A	2.34	0.40
2012-06-01	AIRA	Airasia	C	-1.86	1.70	LEN	Lennar	A	2.33	1.70
2012-06-01	3988	Bank Of China	C	-1.85	0.60	RF	Regions Financial	A	2.32	0.60
2012-06-01	939	China Construction Bank Industrial And	C	-1.86	0.80	VFC	Vf	A	2.32	0.80
2012-06-01	1398	Commercial Bank Of China	C	-1.86	0.40	D	Dominion Resources	A	2.32	0.40
2012-06-01	1299	Aia	C	-1.86	1.20	DHI	D.r. Horton	A	2.30	1.20
2012-06-01	TIVO	Tivo	D	-2.89	0.40	FFIV	F5 Networks	A	2.23	0.40
2012-06-01	BHGE	Baker Hughes, A Ge	D	-2.92	0.30					
2012-07-02	NOKIA	Nokia	D	-2.94	0.20					

Date	Ticker	Name	R	SM	W (%)	Ticker	Name	R	SM	W (%)
2012-07-02	CLS1	Celesio N	D	-2.86	1.00	MNST	Monster Beverage	A	3.00	1.00
2012-07-02	GLE	Societe Generale	D	-2.87	0.60	NI	Nisource	A	2.53	0.60
2012-07-02	4208	Ube Industries	D	-2.88	0.40	MJN	Mead Johnson Nutrition	A	2.51	0.40
2012-07-02	CPI	Capita	D	-2.85	0.00	PHM	Pultegroup	A	2.51	0.00
2012-07-02	494	Li & Fung	C	-1.88	0.80	LEN	Lennar	A	2.41	0.80
2012-07-02	AVID	Avid Technology	D	-2.89	0.30	WFM	Whole Foods Market	A	3.00	0.30
2012-07-02	EMC	EMC Corp	C	-1.86	0.30	AKAM	Akamai Technologies	A	2.28	0.30
2012-07-02	FITB	Fifth Third Bancorp	C	-1.85	0.40	PSA	Public Storage	A	2.50	0.40
2012-07-02		Hill-Rom Holdings	D	-2.86	0.30	ISRG	Intuitive Surgical	A	2.38	0.30
2012-07-02	ADSK	Autodesk	C	-1.86	0.60	CTXS	Citrix Systems	A	2.27	0.60
2012-07-02	TRMB	Trimble	C	-1.86	0.60	GR	Goodrich	A	2.80	0.60
2012-07-02	EA	Electronic Arts	D	-2.92	0.20					
2012-07-02	MOT	Motorola Solutions	C	-1.85	0.30	VRSN	Verisign	A	2.26	0.30
2012-07-02	SLB	Schlumberger	D	-2.86	1.30	SUN	Sunoco	A	2.32	1.30
2012-07-02	TDS	Telephone And Data Systems	D	-2.87	0.10	T	At&t	A	2.22	0.10
2012-07-02	TMO	Thermo Fisher Scientific	C	-1.85	1.40	PRGO	Perrigo Company plc	A	2.36	1.40
2012-07-02	USM	United States Cellular	D	-2.86	0.10	MA	Mastercard	A	2.38	0.10
2012-07-02	ESND	Essendant	D	-2.87	0.10	MAS	Masco	A	2.34	0.10
2012-07-02	ZION	Zions Bancorp	C	-1.86	0.60	RF	Regions Financial	A	2.38	0.60
2012-07-02	RICHT	Chemical Works Of Gedeon Richter	C	-1.84	0.40	SBUX	Starbucks	A	2.38	0.40
2012-07-02	MIC SDB	Millicom International Cellular Teva	D	-2.86	1.00	DHI	D.r. Horton	A	2.37	1.00
2012-07-02	TEVA	Pharmaceutical Industries Adr	C	-1.86	0.10	AGN	Allergan	A	2.27	0.10
2012-07-02	AVGO	Avago Technologies	C	-1.85	0.30	TDC	Teradata	A	2.25	0.30
2012-07-02	ORI	Old Republic International	C	-1.88	0.40	V	Visa	A	2.32	0.40
2012-07-02	QCOM	Qualcomm	C	-1.86	0.10	CERN	Cerner	A	2.25	0.10
2012-07-02	SINA	Sina	D	-2.88	0.50	CRM	Salesforce.com	A	2.24	0.50
2012-07-02	AGO	Assured Guaranty	C	-1.88	0.60	EFX	Equifax	A	2.27	0.60
2012-07-02	MSB	Mesoblast	D	-2.87	0.40	TJX	Tjx Companies	A	2.36	0.40
2012-07-02	REL	Relx	D	-2.85	0.50	HOG	Harley-davidson	A	2.35	0.50
2012-07-02	ACN	Accenture Cl A	C	-1.85	0.80	GWV	Ww Grainger	A	2.32	0.80
2012-07-02	JPM	Jpmorgan Chase	C	-1.87	0.50	BAC	Bank Of America	A	2.27	0.50
2012-07-02	SYK	Stryker	C	-1.84	1.00	DVA	Davita	A	2.26	1.00
2012-07-02	ILMN	Illumina	C	-1.87	0.90	ESRX	Express Scripts	A	2.26	0.90
2012-07-02	CTCM	CTC Media	D	-2.89	0.30	CMG	Chipotle Mexican Grill	A	3.00	0.30
2012-07-02	DTV	DIRECTV	C	-1.84	1.30	DLTR	Dollar Tree	A	3.00	1.30
2012-07-02	DEC	Jc Decaux	C	-1.87	0.40	D	Dominion Resources	A	2.33	0.40
2012-07-02	QTM	Quantum Genworth	D	-2.88	0.10	RHT	Red Hat	A	2.23	0.10
2012-07-02	GNW	Genworth Financial	D	-2.90	0.10					
2012-07-02	RYAAY	Ryanair Adr	C	-1.86	1.40	AZO	Autozone	A	2.52	1.40
2012-07-02	LVS	Las Vegas Sands	C	-1.88	1.20	CBS	Cbs	A	2.42	1.20
2012-07-02	SAN	Banco Santander	D	-2.86	0.50	WYN	Wyndham Worldwide	A	2.33	0.50
2012-07-02	UPS	United Parcel Service	C	-1.84	0.90	SHW	Sherwin-williams	A	2.32	0.90
2012-07-02	3988	Bank Of China	C	-1.85	0.60	EXPE	Expedia	A	2.32	0.60
2012-07-02	939	China Construction Bank	D	-2.87	0.80	VFC	Vf	A	2.31	0.80
2012-07-02	1928	Sands China	C	-1.88	0.70	ROST	Ross Stores	A	2.31	0.70
2012-07-02	1398	Industrial And Commercial Bank Of China	D	-2.87	0.30	LO	Lorillard	A	2.30	0.30
2012-07-02	881	Zhongsheng	D	-2.90	0.30					
2012-07-02	1299	Aia	C	-1.85	1.30	ROP	Roper Technologies	A	2.30	1.30
2012-07-02	BIDU	Baidu Adr	D	-2.88	1.30	INTC	Intel	A	2.23	1.30
2012-07-02	1288	Agricultural Bank Of China	D	-2.86	0.30	GPS	Gap	A	2.30	0.30

Date	Ticker	Name	R	SM	W (%)	Ticker	Name	R	SM	W (%)
2012-07-02	3618	Chongqing Rural Commercial Bank	D	-2.89	0.70	JWN	Nordstrom	A	2.29	0.70
2012-07-02	AVGO	Broadcom	C	-1.85	0.80	BMC	BMC Software	A	2.22	0.80
2012-07-02	TIVO	Tivo	D	-2.91	0.30					
2012-07-02	BHGE	Baker Hughes, A Ge	D	-2.91	0.30					
2012-08-01	ADBE	Adobe Systems	C	-1.85	0.90	AKAM	Akamai Technologies	A	2.31	0.90
2012-08-01	NOKIA	Nokia	D	-2.92	0.30					
2012-08-01	AON	Aon	C	-1.85	0.60	PSA	Public Storage	A	2.52	0.60
2012-08-01	GLE	Societe Generale	D	-2.88	0.60	MJN	Mead Johnson Nutrition	A	2.46	0.60
2012-08-01	4208	Ube Industries	D	-2.89	0.40	LEN	Lennar	A	2.38	0.40
2012-08-01	27	Galaxy Entertainment	C	-1.87	2.30	EXPE	Expedia	A	2.36	2.30
2012-08-01	494	Li & Fung	C	-1.87	0.80	VFC	Vf	A	2.34	0.80
2012-08-01	YUM	Yum Brands	C	-1.85	0.30	WFM	Whole Foods Market	A	3.00	0.30
2012-08-01	MPEL	Melco Crown Sp Adr	C	-1.90	0.50	NI	Nisource	A	2.54	0.50
2012-08-01	EMC	EMC Corp	C	-1.85	0.40	VRSN	Verisign	A	2.27	0.40
2012-08-01	FITB	Fifth Third Bancorp	C	-1.84	0.50	RF	Regions Financial	A	2.38	0.50
2012-08-01	STT	State Street	C	-1.86	0.80	MA	Mastercard	A	2.37	0.80
2012-08-01		Kingfisher	C	-1.86	0.40	DHI	D.r. Horton	A	2.34	0.40
2012-08-01		Hill-Rom Holdings	D	-2.88	0.20	PRGO	Perrigo Company plc	A	2.34	0.20
2012-08-01	TSCO	Tractor Supply	C	-1.85	0.60	DLTR	Dollar Tree	A	3.00	0.60
2012-08-01	ADSK	Autodesk	C	-1.87	0.60	WDC	Western Digital	A	2.27	0.60
2012-08-01	TRMB	Trimble	C	-1.87	0.50	GWW	Ww Grainger	A	2.35	0.50
2012-08-01	EA	Electronic Arts	D	-2.92	0.10					
2012-08-01	MOT	Motorola Solutions	C	-1.85	0.30	TDC	Teradata	A	2.23	0.30
2012-08-01	TMO	Thermo Fisher Scientific	C	-1.84	1.50	DVA	Davita	A	2.27	1.50
2012-08-01	ESND	Essendant	D	-2.88	0.10	SHW	Sherwin-williams	A	2.32	0.10
2012-08-01	ZION	Zions Bancorp	C	-1.87	0.50	V	Visa	A	2.32	0.50
2012-08-01	MIC	Millicom				D	Dominion Resources	A	2.33	1.00
2012-08-01	SDB	International Cellular Teva	D	-2.87	1.00					
2012-08-01	TEVA	Pharmaceutical Industries Adr	D	-2.85	0.10	ESRX	Express Scripts	A	2.27	0.10
2012-08-01	861	Digital China	C	-1.87	0.10	ROST	Ross Stores	A	2.32	0.10
2012-08-01	AVGO	Avago Technologies	C	-1.84	0.30	RHT	Red Hat	A	2.22	0.30
2012-08-01	ORI	Old Republic International	D	-2.88	0.40	ALL	Allstate	A	2.27	0.40
2012-08-01	NKE	Nike	C	-1.86	0.20	PHM	Pultegroup	A	2.52	0.20
2012-08-01	QCOM	Qualcomm	C	-1.86	0.10	CERN	Cerner	A	2.22	0.10
2012-08-01	SINA	Sina	D	-2.89	0.40	HRS	Harris	A	2.21	0.40
2012-08-01	AGO	Assured Guaranty	D	-2.90	0.50	EPX	Equifax	A	2.26	0.50
2012-08-01	MSB	Mesoblast	D	-2.87	0.40	SUN	Sunoco	A	2.32	0.40
2012-08-01	ACN	Accenture Cl A	C	-1.85	0.80	ROP	Roper Technologies	A	2.31	0.80
2012-08-01	JPM	Jpmorgan Chase	C	-1.87	0.50	DFS	Discover Financial Services	A	2.26	0.50
2012-08-01	SYK	Stryker	C	-1.84	1.00	BMJ	Bristol-myers Squibb	A	2.25	1.00
2012-08-01	ILMN	Illumina	C	-1.87	0.90	BAX	Baxter International	A	2.24	0.90
2012-08-01	CTCM	CTC Media	D	-2.89	0.30	AZO	Autozone	A	2.52	0.30
2012-08-01	DTSI	Dts	D	-2.91	0.10					
2012-08-01	DEC	Jc Decaux	C	-1.89	0.40	WYN	Wyndham Worldwide	A	2.32	0.40
2012-08-01	QTM	Quantum	D	-2.92	0.00					
2012-08-01	GNW	Genworth Financial	D	-2.92	0.00					
2012-08-01	RYAAY	Ryanair Adr	C	-1.87	1.30	CBS	Cbs	A	2.42	1.30
2012-08-01	LVS	Las Vegas Sands	D	-2.90	1.10	TJX	Tjx Companies	A	2.37	1.10
2012-08-01	SAN	Banco Santander	D	-2.86	0.50	GPS	Gap	A	2.32	0.50
2012-08-01	UPS	United Parcel Service	C	-1.85	0.90	MAS	Masco	A	2.29	0.90
2012-08-01	3988	Bank Of China	D	-2.85	0.60	JWN	Nordstrom	A	2.31	0.60



Date	Ticker	Name	R	SM	W (%)	Ticker	Name	R	SM	W (%)
2012-08-01	939	China Construction Bank	D	-2.87	0.80	MPC	Marathon Petroleum	A	2.29	0.80
2012-08-01	1928	Sands China Industrial And	C	-1.88	0.70	LO	Lorillard	A	2.29	0.70
2012-08-01	1398	Commercial Bank Of China	D	-2.87	0.30	DIS	Walt Disney	A	2.28	0.30
2012-08-01	881	Zhongsheng	D	-2.91	0.30					
2012-08-01	1299	Aia	C	-1.85	1.30	TXT	Textron	A	2.28	1.30
2012-08-01	BIDU	Baidu Adr	D	-2.86	1.40	INTU	Intuit	A	2.21	1.40
2012-08-01	1288	Agricultural Bank Of China	D	-2.86	0.40	NX	Twenty-First Century Fox Inc	A	2.28	0.40
2012-08-01	MAIL	Mail.ru Gdr	C	-1.88	0.70	WMB	Williams Companies	A	2.28	0.70
2012-08-01	3618	Chongqing Rural Commercial Bank	D	-2.89	0.70	CBE	Cooper Industries	A	2.27	0.70
2012-08-01	AVGO	Broadcom	C	-1.84	0.80	TER	Teradyne	A	2.21	0.80
2012-08-01	TIVO	Tivo	D	-2.94	0.20					
2012-09-03	NOKIA	Nokia	D	-2.91	0.30					
2012-09-03	4208	Ube Industries	D	-2.88	0.40	NI	Nisource	A	2.52	0.40
2012-09-03	27	Galaxy Entertainment	C	-1.85	2.50	LEN	Lennar	A	2.42	2.50
2012-09-03	494	Li & Fung	C	-1.90	0.60	DHI	D.r. Horton	A	2.37	0.60
2012-09-03	CHDN	Churchill Downs	C	-1.85	0.30	WFM	Whole Foods Market	A	3.00	0.30
2012-09-03	YUM	Yum Brands	C	-1.86	0.20	DLTR	Dollar Tree	A	3.00	0.20
2012-09-03	EMC	EMC Corp	C	-1.85	0.30	AKAM	Akamai Technologies	A	2.34	0.30
2012-09-03	STT	State Street	C	-1.85	0.80	PSA	Public Storage	A	2.50	0.80
2012-09-03		Kingfisher	C	-1.85	0.40	TSO	Tesoro	A	2.36	0.40
2012-09-03		Hill-Rom Holdings	D	-2.87	0.20	PRGO	Perrigo Company plc	A	2.33	0.20
2012-09-03	TSCO	Tractor Supply	C	-1.84	0.60	AZO	Autozone	A	2.52	0.60
2012-09-03	ADSK	Autodesk	C	-1.88	0.50	VRSN	Verisign	A	2.29	0.50
2012-09-03	TRMB	Trimble	C	-1.85	0.60	GWW	Ww Grainger	A	2.35	0.60
2012-09-03	EA	Electronic Arts	D	-2.91	0.20					
2012-09-03	MOT	Motorola Solutions	C	-1.85	0.30	WDC	Western Digital	A	2.29	0.30
2012-09-03	ESND	Essendant	D	-2.88	0.10	SHW	Sherwin-williams	A	2.34	0.10
2012-09-03	NTES	Netease Adr	C	-1.86	1.30	TDC	Teradata	A	2.26	1.30
2012-09-03	ZION	Zions Bancorp	C	-1.86	0.50	RF	Regions Financial	A	2.38	0.50
2012-09-03	MIC SDB	Millicom International Cellular Teva	D	-2.87	0.90	VFC	Vf	A	2.36	0.90
2012-09-03	TEVA	Pharmaceutical Industries Adr	D	-2.86	0.10	ESRX	Express Scripts	A	2.29	0.10
2012-09-03	861	Digital China	C	-1.87	0.10	JWN	Nordstrom	A	2.34	0.10
2012-09-03	ORI	Old Republic International	D	-2.87	0.40	MA	Mastercard	A	2.37	0.40
2012-09-03	NKE	Nike	C	-1.86	0.20	PHM	Pultegroup	A	2.64	0.20
2012-09-03	QCOM	Qualcomm	C	-1.85	0.10	STX	Seagate Technology	A	2.25	0.10
2012-09-03	SINA	Sina	D	-2.87	0.50	HRS	Harris	A	2.24	0.50
2012-09-03	MSB	Mesoblast	D	-2.87	0.40	EXPE	Expedia	A	2.33	0.40
2012-09-03	LOGN	Logitech International	C	-1.86	0.60	WYN	Wyndham Worldwide	A	2.32	0.60
2012-09-03	ACN	Accenture Cl A	C	-1.84	0.80	MAS	Masco	A	2.34	0.80
2012-09-03	JPM	Jpmorgan Chase	C	-1.87	0.50	V	Visa	A	2.33	0.50
2012-09-03	STJ	St Jude Medical Inc	D	-2.86	0.80	DVA	Davita	A	2.26	0.80
2012-09-03	CTCM	CTC Media	D	-2.88	0.30	CBS	Cbs	A	2.46	0.30
2012-09-03	DTSI	Dts	D	-2.88	0.10	MJN	Mead Johnson Nutrition	A	2.47	0.10
2012-09-03	DEC	Jc Decaux	D	-2.87	0.40	D	Dominion Resources	A	2.32	0.40
2012-09-03	QTM	Quantum	D	-2.90	0.00					
2012-09-03	GNW	Genworth Financial	D	-2.91	0.00					
2012-09-03	RYAAY	Ryanair Adr	C	-1.86	1.40	GPS	Gap	A	2.38	1.40
2012-09-03	LVS	Las Vegas Sands	D	-2.88	1.20	TJX	Tjx Companies	A	2.38	1.20
2012-09-03	UPS	United Parcel Service	C	-1.85	0.80	ROP	Roper Technologies	A	2.31	0.80
2012-09-03	UAL	United Continental	C	-1.88	0.30	ROST	Ross Stores	A	2.34	0.30



Date	Ticker	Name	R	SM	W (%)	Ticker	Name	R	SM	W (%)
2012-09-03	3988	Bank Of China	D	-2.86	0.50	MPC	Marathon Petroleum	A	2.32	0.50
2012-09-03	939	China Construction Bank	D	-2.87	0.70	SUN	Sunoco	A	2.31	0.70
2012-09-03	1928	Sands China	C	-1.86	0.80	STZ	Constellation Brands	A	2.31	0.80
2012-09-03	1398	Industrial And Commercial Bank Of China	D	-2.88	0.30	TXT	Textron	A	2.29	0.30
2012-09-03	881	Zhongsheng	D	-2.90	0.30					
2012-09-03	1299	Aia	C	-1.85	1.20	IR	Ingersoll-rand	A	2.29	1.20
2012-09-03	BIDU	Baidu Adr	D	-2.86	1.30	RHT	Red Hat	A	2.23	1.30
2012-09-03	1288	Agricultural Bank Of China	D	-2.87	0.30	AIG	American International	A	2.29	0.30
2012-09-03	MAIL	Mail.ru Gdr	C	-1.87	0.80	NX	Twenty-First Century Fox Inc	A	2.28	0.80
2012-09-03	3618	Chongqing Rural Commercial Bank	D	-2.89	0.70	DIS	Walt Disney	A	2.28	0.70
2012-09-03	TIVO	Tivo	D	-2.93	0.20					
2012-10-01	4208	Ube Industries	D	-2.89	0.10	NI	Nisource	A	2.54	0.10
2012-10-01	494	Li & Fung	C	-1.90	0.60	AZO	Autozone	A	2.53	0.60
2012-10-01	FDX	Fedex	C	-1.85	0.60	MAS	Masco	A	2.37	0.60
2012-10-01	STT	State Street	C	-1.84	0.70	PSA	Public Storage	A	2.48	0.70
2012-10-01		Hill-Rom Holdings	D	-2.84	0.30	PRGO	Perrigo Company plc	A	2.35	0.30
2012-10-01	ADSK	Autodesk	C	-1.87	0.60	AKAM	Akamai Technologies	A	2.34	0.60
2012-10-01	EA	Electronic Arts	D	-2.92	0.10					
2012-10-01	NTES	Netease Adr	C	-1.85	1.30	VRSN	Verisign	A	2.30	1.30
2012-10-01	MIC SDB	Millicom International Cellular	D	-2.87	0.90	LEN	Lennar	A	2.45	0.90
2012-10-01	TEVA	Pharmaceutical Industries Adr	D	-2.85	0.10	ESRX	Express Scripts	A	2.30	0.10
2012-10-01	NKE	Nike	C	-1.86	0.20	PHM	Pultegroup	A	2.72	0.20
2012-10-01	NFLX	Netflix	D	-2.93	1.40					
2012-10-01	LOGN	Logitech International	C	-1.86	0.60	CBS	Cbs	A	2.45	0.60
2012-10-01	DTSI	Dts	D	-2.88	0.10	MJN	Mead Johnson Nutrition	A	2.46	0.10
2012-10-01	2318	Ping An Ins -h-	C	-1.85	0.20	DHI	D.r. Horton	A	2.41	0.20
2012-10-01	QTM	Quantum	D	-2.90	0.10					
2012-10-01	AIRA	Airasia	D	-2.87	1.10	MA	Mastercard	A	2.40	1.10
2012-10-01	UPS	United Parcel Service	C	-1.85	0.60	GWW	Ww Grainger	A	2.36	0.60
2012-10-01	UAL	United Continental	C	-1.87	0.30	WFM	Whole Foods Market	A	3.00	0.30
2012-10-01	3988	Bank Of China	D	-2.85	0.40	TSO	Tesoro	A	2.39	0.40
2012-10-01	939	China Construction Bank	D	-2.86	0.30	RF	Regions Financial	A	2.39	0.30
2012-10-01	1398	Industrial And Commercial Bank Of China	D	-2.87	0.50	GPS	Gap	A	2.39	0.50
2012-10-01	881	Zhongsheng	D	-2.90	0.30					
2012-10-01	BIDU	Baidu Adr	D	-2.86	2.10	WDC	Western Digital	A	2.26	2.10
2012-10-01	1288	Agricultural Bank Of China	D	-2.87	0.70	TJX	Tjx Companies	A	2.38	0.70
2012-10-01	3618	Chongqing Rural Commercial Bank	D	-2.89	0.60	VFC	Vf	A	2.37	0.60
2012-10-01	TIVO	Tivo	D	-2.93	0.10					
2012-11-01	494	Li & Fung	D	-2.89	0.60	NI	Nisource	A	2.54	0.60
2012-11-01	CSX	Csx	C	-1.85	0.90	MAS	Masco	A	2.39	0.90
2012-11-01		Hill-Rom Holdings	D	-2.84	0.20	PRGO	Perrigo Company plc	A	2.35	0.20
2012-11-01	ADSK	Autodesk	C	-1.87	0.60	AKAM	Akamai Technologies	A	2.34	0.60
2012-11-01	EA	Electronic Arts	D	-2.91	0.20					
2012-11-01	EXEL	Exelixis	D	-2.88	0.90	DVA	Davita	A	2.30	0.90
2012-11-01	TXN	Texas Instruments	D	-2.86	1.30	VRSN	Verisign	A	2.25	1.30
2012-11-01	USM	United States Cellular	D	-2.85	0.10	MA	Mastercard	A	2.41	0.10
2012-11-01	NTES	Netease Adr	C	-1.85	1.30	HRS	Harris	A	2.24	1.30
2012-11-01	MIC SDB	Millicom International Cellular	D	-2.87	0.90	DHI	D.r. Horton	A	2.43	0.90

Date	Ticker	Name	R	SM	W (%)	Ticker	Name	R	SM	W (%)
2012-11-01	TEVA	Teva Pharmaceutical Industries Adr	D	-2.85	0.10	ESRX	Express Scripts	A	2.29	0.10
2012-11-01	ASML	Asml	C	-1.85	0.20	CBS	Cbs	A	2.42	0.20
2012-11-01	AVGO	Avago Technologies	C	-1.84	0.30	SYMC	Symantec	A	2.24	0.30
2012-11-01	NKE	Nike	C	-1.86	0.20	PHM	Pultegroup	A	2.84	0.20
2012-11-01	VOD	Vodafone	C	-1.85	0.70	MJN	Mead Johnson Nutrition	A	2.41	0.70
2012-11-01	NFLX	Netflix	D	-2.90	2.00	WFM	Whole Foods Market	A	3.00	2.00
2012-11-01	LOGN	Logitech International	C	-1.90	0.40	EXPE	Expedia	A	2.38	0.40
2012-11-01	BMRN	Biomarin Pharmaceutical	C	-1.86	0.60	BAX	Baxter International	A	2.26	0.60
2012-11-01	DTSI	Dts	D	-2.89	0.10	LEN	Lennar	A	2.50	0.10
2012-11-01	QTM	Quantum	D	-2.93	0.00					
2012-11-01	AIRA	Airasia	D	-2.87	1.10	GPS	Gap	A	2.38	1.10
2012-11-01	UPS	United Parcel Service	C	-1.85	0.60	SHW	Sherwin-williams	A	2.34	0.60
2012-11-01	NUVA	Nuvasive	C	-1.91	0.50	MYL	Mylan N.V.	A	2.25	0.50
2012-11-01	UAL	United Continental	C	-1.87	0.30	AZO	Autozone	A	2.54	0.30
2012-11-01	VOLC	Volcano Corp.	C	-1.84	0.10	MRK	Merck & Co	A	2.25	0.10
2012-11-01	BIDU	Baidu Adr	D	-2.87	2.00	SNDK	Sandisk Corp	A	2.24	2.00
2012-11-01	AVN	Avanti Coms Group	C	-1.89	0.50	VFC	Vf	A	2.38	0.50
2012-11-01	TIVO	Tivo	D	-2.93	0.10					
2012-12-03	AAPL	Apple	C	-1.86	2.80	AKAM	Akamai Technologies	A	2.32	2.80
2012-12-03	4208	Ube Industries	D	-2.85	0.10	NI	Nisource	A	2.52	0.10
2012-12-03	494	Li & Fung	D	-2.90	0.60	LEN	Lennar	A	2.49	0.60
2012-12-03	CSX	Csx	D	-2.86	0.80	MAS	Masco	A	2.40	0.80
2012-12-03	AVID	Avid Technology	D	-2.89	0.20	WFM	Whole Foods Market	A	3.00	0.20
2012-12-03		Kingfisher	C	-1.84	0.40	EXPE	Expedia	A	2.39	0.40
2012-12-03		Hill-Rom Holdings	D	-2.85	0.20	PRGO	Perrigo Company plc	A	2.31	0.20
2012-12-03	ADSK	Autodesk	D	-2.87	0.60	CSC	Computer Sciences	A	2.29	0.60
2012-12-03	KLAC	Kla-tencor	D	-2.86	0.10	JDSU	JDS Uniphase Corporation	A	2.24	0.10
2012-12-03	EA	Electronic Arts	D	-2.90	0.20					
2012-12-03	SLB	Schlumberger	C	-1.85	1.30	FSLR	First Solar	A	2.39	1.30
2012-12-03	USM	United States Cellular	D	-2.86	0.10	MA	Mastercard	A	2.42	0.10
2012-12-03	WFC	Wells Fargo	C	-1.85	0.80	V	Visa	A	2.38	0.80
2012-12-03	NTES	Netease Adr	C	-1.89	1.10	SYMC	Symantec	A	2.24	1.10
2012-12-03	MIC	Millicom								
2012-12-03	SDB	International Cellular	D	-2.87	0.90	DHI	D.r. Horton	A	2.38	0.90
2012-12-03	AVGO	Avago Technologies	C	-1.84	0.30	HRS	Harris	A	2.23	0.30
2012-12-03	NKE	Nike	C	-1.86	0.20	PHM	Pultegroup	A	2.80	0.20
2012-12-03	VOD	Vodafone	D	-2.86	0.60	VFC	Vf	A	2.38	0.60
2012-12-03	SINA	Sina	D	-2.89	0.60	CERN	Cerner	A	2.23	0.60
2012-12-03	MSB	Mesoblast	D	-2.86	0.40	GPS	Gap	A	2.37	0.40
2012-12-03	LOGN	Logitech International	C	-1.90	0.40	MPC	Marathon Petroleum	A	2.37	0.40
2012-12-03	JW.A	John Wiley & Sons	D	-2.86	0.50	AZO	Autozone	A	2.54	0.50
2012-12-03	DTSI	Dts	D	-2.92	0.10					
2012-12-03	DEC	Jc Decaux	D	-2.85	0.40	ROP	Roper Technologies	A	2.34	0.40
2012-12-03	QTM	Quantum	D	-2.93	0.00					
2012-12-03	AIRA	Airasia	D	-2.88	1.00	STZ	Constellation Brands	A	2.33	1.00
2012-12-03	UPS	United Parcel Service	D	-2.85	0.60	SHW	Sherwin-williams	A	2.36	0.60
2012-12-03	NUVA	Nuvasive	C	-1.90	0.60	DVA	Davita	A	2.29	0.60
2012-12-03	UAL	United Continental	C	-1.87	0.30	CBS	Cbs	A	2.45	0.30
2012-12-03	VOLC	Volcano Corp.	C	-1.85	0.10	THC	Tenet Healthcare	A	2.28	0.10
2012-12-03	SANB11	Banco Santander Brasil	D	-2.88	0.10	GWW	Ww Grainger	A	2.33	0.10
2012-12-03	GRPN	Groupon	D	-2.97	0.30					
2012-12-03	BIDU	Baidu Adr	D	-2.88	1.80	TER	Teradyne	A	2.22	1.80

Date	Ticker	Name	R	SM	W (%)	Ticker	Name	R	SM	W (%)
2012-12-03	AVN	Avanti Coms Group	C	-1.91	0.40	BAC	Bank Of America	A	2.33	0.40
2012-12-03	TIVO	Tivo	D	-2.92	0.10					
2012-12-03	BHGE	Baker Hughes, A Ge	C	-1.85	0.40	TSO	Tesoro	A	2.38	0.40
2013-01-01	AAPL	Apple	C	-1.87	0.30	AKAM	Akamai Technologies	A	2.37	0.30
2013-01-01	CSX	Csx	D	-2.86	0.90	MAS	Masco	A	2.40	0.90
2013-01-01	AVID	Avid Technology	D	-2.87	0.20	AZO	Autozone	A	2.51	0.20
2013-01-01		Hill-Rom Holdings	D	-2.84	0.20	THC	Tenet Healthcare	A	2.31	0.20
2013-01-01	TSCO	Tractor Supply	C	-1.86	0.40	CBS	Cbs	A	2.48	0.40
2013-01-01	KLAC	Kla-tencor	D	-2.86	0.10	CSC	Computer Sciences	A	2.30	0.10
2013-01-01	MSFT	Microsoft	D	-2.86	0.90	JDSU	JDS Uniphase Corporation	A	2.26	0.90
2013-01-01	EXEL	Exelixis	D	-2.86	0.80	DVA	Davita	A	2.30	0.80
2013-01-01	SLB	Schlumberger	C	-1.85	1.20	FSLR	First Solar	A	2.44	1.20
2013-01-01	USM	United States Cellular	D	-2.86	0.10	MA	Mastercard	A	2.43	0.10
2013-01-01	WFC	Wells Fargo	C	-1.84	0.80	BAC	Bank Of America	A	2.39	0.80
2013-01-01	NTES	Netease Adr	D	-2.89	1.00	HRS	Harris	A	2.25	1.00
2013-01-01	MIC SDB	International Cellular	D	-2.88	0.60	NI	Nisource	A	2.53	0.60
2013-01-01	AVGO	Avago Technologies	C	-1.86	0.20	TER	Teradyne	A	2.24	0.20
2013-01-01	NKE	Nike	C	-1.85	0.20	PHM	Pultegroup	A	2.85	0.20
2013-01-01	VOD	Vodafone	D	-2.87	0.60	LEN	Lennar	A	2.51	0.60
2013-01-01	SINA	Sina	D	-2.88	0.70	SYMC	Symantec	A	2.24	0.70
2013-01-01	AGO	Assured Guaranty	C	-1.85	0.60	V	Visa	A	2.39	0.60
2013-01-01	MSB	Mesoblast	D	-2.88	0.30	DHI	D.r. Horton	A	2.39	0.30
2013-01-01	LOGN	Logitech International	D	-2.89	0.40	MPC	Marathon Petroleum	A	2.39	0.40
2013-01-01	JW.A	John Wiley & Sons	D	-2.87	0.50	EXPE	Expedia	A	2.40	0.50
2013-01-01	STJ	St Jude Medical Inc	D	-2.86	0.70	BAX	Baxter International	A	2.27	0.70
2013-01-01	CTCM	CTC Media	D	-2.87	0.20	WYN	Wyndham Worldwide	A	2.33	0.20
2013-01-01	AIRA	Airasia	D	-2.88	0.90	VFC	Vf	A	2.36	0.90
2013-01-01	UPS	United Parcel Service	D	-2.85	0.30	SHW	Sherwin-williams	A	2.37	0.30
2013-01-01	NUVA	Nuvasive	D	-2.90	0.60	MYL	Mylan N.V.	A	2.26	0.60
2013-01-01	VOLC	Volcano Corp.	C	-1.87	0.10	CELG	Celgene	A	2.25	0.10
2013-01-01	SANB11	Banco Santander Brasil	D	-2.87	0.00	GWW	Ww Grainger	A	2.35	0.00
2013-01-01	BIDU	Baidu Adr	D	-2.88	1.70	VRSN	Verisign	A	2.24	1.70
2013-01-01	AVN	Avanti Coms Group	D	-2.90	0.50					
2013-01-01	TIVO	Tivo	D	-2.93	0.10					
2013-01-01	BHGE	Baker Hughes, A Ge	C	-1.86	0.40	TSO	Tesoro	A	2.40	0.40
2013-02-01	AAPL	Apple	D	-2.89	0.30	AKAM	Akamai Technologies	A	2.37	0.30
2013-02-01	CLS1	Celesio N	D	-2.86	0.80	PHM	Pultegroup	A	2.96	0.80
2013-02-01	FDS	Factset Research Systems	D	-2.86	0.20	CBS	Cbs	A	2.53	0.20
2013-02-01	AVID	Avid Technology	D	-2.87	0.20	EXPE	Expedia	A	2.43	0.20
2013-02-01	EMC	EMC Corp	D	-2.85	0.30	CSC	Computer Sciences	A	2.32	0.30
2013-02-01		Kingfisher	C	-1.84	0.40	NI	Nisource	A	2.58	0.40
2013-02-01	MSFT	Microsoft	D	-2.86	0.80	JDSU	JDS Uniphase Corporation	A	2.29	0.80
2013-02-01	AKRA	Akr Corporindo	C	-1.86	1.10	LEN	Lennar	A	2.54	1.10
2013-02-01	WFC	Wells Fargo	C	-1.84	0.70	MA	Mastercard	A	2.45	0.70
2013-02-01	NTES	Netease Adr	D	-2.88	1.00	SYMC	Symantec	A	2.28	1.00
2013-02-01	MIC SDB	International Cellular	D	-2.87	0.60	DHI	D.r. Horton	A	2.46	0.60
2013-02-01	LOGN	Logitech International	D	-2.90	0.40					
2013-02-01	JW.A	John Wiley & Sons	D	-2.87	0.40	WYN	Wyndham Worldwide	A	2.35	0.40
2013-02-01	EXPO	Exponent	C	-1.86	0.30	MAS	Masco	A	2.45	0.30
2013-02-01	OFIX	Orthofix International	D	-2.86	0.40	THC	Tenet Healthcare	A	2.37	0.40
2013-02-01	WDH	William Demant Hldg	D	-2.86	1.10	TSO	Tesoro	A	2.45	1.10

Date	Ticker	Name	R	SM	W (%)	Ticker	Name	R	SM	W (%)
2013-02-01	AIRA	Airasia	D	-2.88	0.90	V	Visa	A	2.40	0.90
2013-02-01	NUVA	Nuvasive	D	-2.89	0.60	CELG	Celgene	A	2.33	0.60
2013-02-01	VOLC	Volcano Corp.	D	-2.86	0.10	DVA	Davita	A	2.32	0.10
2013-02-01	SANB11	Banco Santander Brasil	D	-2.85	0.00	FSLR	First Solar	A	2.40	0.00
2013-02-01	BIDU	Baidu Adr	D	-2.86	1.70	VRSN	Verisign	A	2.27	1.70
2013-02-01	AVN	Avanti Coms Group	D	-2.90	0.40	SHW	Sherwin-williams	A	2.39	0.40
2013-02-01	TIVO	Tivo	D	-2.92	0.10					
2013-02-01	BHGE	Baker Hughes, A Ge	C	-1.84	0.40	MPC	Marathon Petroleum	A	2.47	0.40
2013-03-01	AAPL	Apple	D	-2.90	0.30	CSC	Computer Sciences	A	2.36	0.30
2013-03-01	CLS1	Celesio N	D	-2.85	0.90	PHM	Pultegroup	A	2.91	0.90
2013-03-01	YUM	Yum Brands	D	-2.85	0.20	CBS	Cbs	A	2.55	0.20
2013-03-01	AVID	Avid Technology	D	-2.86	0.20	EXPE	Expedia	A	2.41	0.20
2013-03-01	EMC	EMC Corp	D	-2.86	0.30	AKAM	Akamai Technologies	A	2.33	0.30
2013-03-01		Kingfisher	C	-1.84	0.40	NI	Nisource	A	2.59	0.40
2013-03-01	MSFT	Microsoft	D	-2.86	0.80	SYMC	Symantec	A	2.30	0.80
2013-03-01	EXEL	Exelixis	D	-2.84	0.70	THC	Tenet Healthcare	A	2.37	0.70
2013-03-01	AKRA	Akr Corporindo	C	-1.84	1.20	TSO	Tesoro	A	2.53	1.20
2013-03-01	MIC SDB	Millicom International Cellular	D	-2.89	0.50	MPC	Marathon Petroleum	A	2.52	0.50
2013-03-01	TEVA	Pharmaceutical Industries Adr	D	-2.85	0.20	CELG	Celgene	A	2.34	0.20
2013-03-01	VOD	Vodafone	D	-2.84	0.60	LEN	Lennar	A	2.51	0.60
2013-03-01	LOGN	Logitech International	D	-2.90	0.40					
2013-03-01	JW.A	John Wiley & Sons	D	-2.88	0.40	WYN	Wyndham Worldwide	A	2.38	0.40
2013-03-01	EXPO	Exponent	C	-1.85	0.30	MAS	Masco	A	2.46	0.30
2013-03-01	OFIX	Orthofix International	D	-2.86	0.40	DVA	Davita	A	2.32	0.40
2013-03-01	WDH	William Demant Hldg	D	-2.87	1.10	MA	Mastercard	A	2.45	1.10
2013-03-01	AIRA	Airasia	D	-2.87	0.90	DHI	D.r. Horton	A	2.44	0.90
2013-03-01	VOLC	Volcano Corp.	D	-2.88	0.10	MYL	Mylan N.V.	A	2.29	0.10
2013-03-01	SANB11	Banco Santander Brasil	D	-2.85	0.00	STZ	Constellation Brands	A	2.41	0.00
2013-03-01	BIDU	Baidu Adr	D	-2.88	1.40	VRSN	Verisign	A	2.28	1.40
2013-04-01	AVID	Avid Technology	D	-2.86	0.20	CBS	Cbs	A	2.58	0.20
2013-04-01	EMC	EMC Corp	D	-2.85	0.20	CSC	Computer Sciences	A	2.36	0.20
2013-04-01	EXEL	Exelixis	D	-2.84	0.70	THC	Tenet Healthcare	A	2.46	0.70
2013-04-01	MIC SDB	Millicom International Cellular	D	-2.89	0.50	PHM	Pultegroup	A	2.95	0.50
2013-04-01	GRMN	Garmin	D	-2.89	0.40	HPQ	Hewlett-Packard	A	2.33	0.40
2013-04-01	960	Longfor Properties	C	-1.87	0.30	NI	Nisource	A	2.62	0.30
2013-04-01	LOGN	Logitech International	D	-2.90	0.30	MPC	Marathon Petroleum	A	2.55	0.30
2013-04-01	JW.A	John Wiley & Sons	D	-2.88	0.40	WYN	Wyndham Worldwide	A	2.40	0.40
2013-04-01	EXPO	Exponent	C	-1.85	0.20	MAS	Masco	A	2.48	0.20
2013-04-01	OFIX	Orthofix International	D	-2.87	0.30	CELG	Celgene	A	2.38	0.30
2013-04-01	SAN	Banco Santander	C	-1.87	0.40	LEN	Lennar	A	2.53	0.40
2013-04-01	VOLC	Volcano Corp.	D	-2.88	0.10	DVA	Davita	A	2.32	0.10
2013-04-01	BIDU	Baidu Adr	D	-2.89	1.20	SYMC	Symantec	A	2.31	1.20
2013-05-01	AVID	Avid Technology	D	-2.86	0.20	CBS	Cbs	A	2.58	0.20
2013-05-01	69	Shangri-la Asia	C	-1.87	0.00	PHM	Pultegroup	A	2.98	0.00
2013-05-01	EMC	EMC Corp	D	-2.85	0.20	CSC	Computer Sciences	A	2.34	0.20
2013-05-01	TRMB	Trimble	C	-1.86	0.40	MAS	Masco	A	2.49	0.40
2013-05-01	EW	Edwards Lifesciences	D	-2.91	0.60					
2013-05-01	AMZN	Amazon.com	C	-1.85	1.00	BBY	Best Buy	A	2.38	1.00
2013-05-01	MIC SDB	Millicom International Cellular	D	-2.88	0.50	NI	Nisource	A	2.65	0.50
2013-05-01	SKYD	Sky Deutschland	C	-1.85	1.10	FSLR	First Solar	A	2.65	1.10
2013-05-01	HOLX	Hologic	C	-1.86	1.90	THC	Tenet Healthcare	A	2.42	1.90
2013-05-01	GRMN	Garmin	D	-2.89	0.40	SYMC	Symantec	A	2.31	0.40
2013-05-01	MTN	Mtn	C	-1.85	0.40	LEN	Lennar	A	2.53	0.40
2013-05-01	960	Longfor Properties	C	-1.86	0.30	DHI	D.r. Horton	A	2.50	0.30

Date	Ticker	Name	R	SM	W (%)	Ticker	Name	R	SM	W (%)
2013-05-01	MSB	Mesoblast	D	-2.85	0.40	MA	Mastercard	A	2.47	0.40
2013-05-01	LOGN	Logitech International	D	-2.91	0.30					
2013-05-01	JW.A	John Wiley & Sons	D	-2.88	0.30	NX	Twenty-First Century Fox Inc	A	2.38	0.30
2013-05-01	EXPO	Exponent	C	-1.85	0.20	SHW	Sherwin-williams	A	2.43	0.20
2013-05-01	OFIX	Orthofix International	D	-2.88	0.30	CELG	Celgene	A	2.37	0.30
2013-05-01	SAN	Banco Santander	C	-1.86	0.40	TSO	Tesoro	A	2.47	0.40
2013-05-01	VOLC	Volcano Corp.	D	-2.89	0.10	DVA	Davita	A	2.32	0.10
2013-05-01	BIDU	Baidu Adr	D	-2.89	1.10	HPQ	Hewlett-Packard	A	2.29	1.10
2013-05-01	1288	Agricultural Bank Of China	C	-1.86	0.60	STZ	Constellation Brands	A	2.46	0.60
2013-06-03	INTU	Intuit	C	-1.86	1.00	MU	Micron Technology	A	2.36	1.00
2013-06-03	AVID	Avid Technology	D	-2.86	0.20	CBS	Cbs	A	2.62	0.20
2013-06-03	69	Shangri-la Asia	C	-1.87	0.00	PHM	Pultegroup	A	3.00	0.00
2013-06-03	TRMB	Trimble	C	-1.85	0.40	KSU	Kansas City Southern	A	2.56	0.40
2013-06-03	MXIM	Maxim Integrated Products	C	-1.85	0.10	HPQ	Hewlett-Packard	A	2.35	0.10
2013-06-03	EW	Edwards Lifesciences	D	-2.90	0.60	REGN	Regeneron Pharmaceuticals	A	2.79	0.60
2013-06-03	AMZN	Amazon.com	C	-1.84	1.10	TRIP	Tripadvisor	A	2.42	1.10
2013-06-03	TEVA	Pharmaceutical Industries Adr	D	-2.84	0.20	THC	Tenet Healthcare	A	2.45	0.20
2013-06-03	HOLX	Hologic	C	-1.86	1.80	CELG	Celgene	A	2.39	1.80
2013-06-03	GRMN	Garmin	D	-2.88	0.40	CSC	Computer Sciences	A	2.33	0.40
2013-06-03	960	Longfor Properties	C	-1.86	0.30	FSLR	First Solar	A	2.76	0.30
2013-06-03	OFIX	Orthofix International	D	-2.90	0.20	DVA	Davita	A	2.34	0.20
2013-06-03	QIA	Qiagen	C	-1.86	0.40	NI	Nisource	A	2.61	0.40
2013-06-03	SAN	Banco Santander	C	-1.86	0.40	TSO	Tesoro	A	2.55	0.40
2013-06-03	VOLC	Volcano Corp.	D	-2.89	0.00	LIFE	Life Technologies	A	2.31	0.00
2013-06-03	BIDU	Baidu Adr	D	-2.88	1.20	WDC	Western Digital	A	2.32	1.20
2013-06-03	AVN	Avanti Coms Group	C	-1.87	0.30	LEN	Lennar	A	2.51	0.30
2013-06-03	1288	Agricultural Bank Of China	C	-1.86	0.60	MPC	Marathon Petroleum	A	2.51	0.60
2013-06-03	MAIL	Mail.ru Gdr	D	-2.87	0.50	MAS	Masco	A	2.50	0.50
2013-07-01	MSM	Msc Industrial Direct	C	-1.85	0.50	KSU	Kansas City Southern	A	2.56	0.50
2013-07-01	SAP	Sap	C	-1.86	0.50	PHM	Pultegroup	A	2.90	0.50
2013-07-01	INTU	Intuit	C	-1.85	1.30	MU	Micron Technology	A	2.43	1.30
2013-07-01	AVID	Avid Technology	D	-2.88	0.10	CBS	Cbs	A	2.61	0.10
2013-07-01	EMC	EMC Corp	D	-2.84	0.20	HPQ	Hewlett-Packard	A	2.35	0.20
2013-07-01	HITT	Hittite Microwave Corp.	C	-1.85	0.20	CSC	Computer Sciences	A	2.33	0.20
2013-07-01	ADSK	Autodesk	C	-1.86	0.40	WDC	Western Digital	A	2.31	0.40
2013-07-01	TRMB	Trimble	C	-1.86	0.50	MAS	Masco	A	2.49	0.50
2013-07-01	MXIM	Maxim Integrated Products	C	-1.86	0.10	STX	Seagate Technology	A	2.30	0.10
2013-07-01	ORCL	Oracle	C	-1.86	0.70	CERN	Cerner	A	2.29	0.70
2013-07-01	EW	Edwards Lifesciences	D	-2.90	0.30	REGN	Regeneron Pharmaceuticals	A	2.77	0.30
2013-07-01	MIC	Millicom International Cellular	D	-2.86	0.40	FSLR	First Solar	A	2.66	0.40
2013-07-01	SDB	Teva								
2013-07-01	TEVA	Pharmaceutical Industries Adr	D	-2.84	0.20	THC	Tenet Healthcare	A	2.44	0.20
2013-07-01	HOLX	Hologic	C	-1.85	1.80	CELG	Celgene	A	2.38	1.80
2013-07-01	EBAY	Ebay	C	-1.85	0.40	GME	Gamestop Corp New	A	2.45	0.40
2013-07-01	960	Longfor Properties	C	-1.88	0.30	NI	Nisource	A	2.61	0.30
2013-07-01	RAX	Rackspace Hosting	D	-2.92	0.70					
2013-07-01	OFIX	Orthofix International	D	-2.90	0.30	DVA	Davita	A	2.33	0.30
2013-07-01	QIA	Qiagen	C	-1.84	0.50	MA	Mastercard	A	2.51	0.50
2013-07-01	WDH	William Demant Hldg	D	-2.84	0.90	STZ	Constellation Brands	A	2.49	0.90
2013-07-01	SAN	Banco Santander	C	-1.87	0.40	GNW	Genworth Financial	A	2.48	0.40
2013-07-01	AVN	Avanti Coms Group	C	-1.87	0.40	TSO	Tesoro	A	2.48	0.40



Date	Ticker	Name	R	SM	W (%)	Ticker	Name	R	SM	W (%)
2013-07-01	1288	Agricultural Bank Of China	C	-1.88	0.50	V	Visa	A	2.47	0.50
2013-07-01	MAIL	Mail.ru Gdr	D	-2.88	0.50	LEN	Lennar	A	2.46	0.50
2013-08-01	SAP	Sap	C	-1.86	0.50	FSLR	First Solar	A	2.68	0.50
2013-08-01	AVID	Avid Technology	D	-2.88	0.10	CBS	Cbs	A	2.69	0.10
2013-08-01	JGS	Jg Summit	C	-1.86	0.50	NI	Nisource	A	2.66	0.50
2013-08-01	ADSK	Autodesk	C	-1.86	0.40	MU	Micron Technology	A	2.41	0.40
2013-08-01	TRMB	Trimble	C	-1.85	0.50	KSU	Kansas City Southern	A	2.57	0.50
2013-08-01	MXIM	Maxim Integrated Products	C	-1.85	0.10	HPQ	Hewlett-Packard	A	2.37	0.10
2013-08-01	ORCL	Oracle	C	-1.85	0.70	CSC	Computer Sciences	A	2.36	0.70
2013-08-01	EW	Edwards Lifesciences	D	-2.89	0.30	REGN	Regeneron Pharmaceuticals	A	2.93	0.30
2013-08-01	EBAY	Ebay	C	-1.85	0.40	GME	Gamestop Corp New	A	2.53	0.40
2013-08-01	960	Longfor Properties	C	-1.87	0.30	GNW	Genworth Financial	A	2.53	0.30
2013-08-01	RAX	Rackspace Hosting	D	-2.90	0.70					
2013-08-01	CCI	Crown Castle Intl Corp	C	-1.85	1.00	MA	Mastercard	A	2.56	1.00
2013-08-01	OFIX	Orthofix International	D	-2.92	0.20					
2013-08-01	881	Zhongsheng	D	-2.89	0.20	TSO	Tesoro	A	2.53	0.20
2013-08-01	AVN	Avanti Coms Group	D	-2.92	0.20					
2013-08-01	1288	Agricultural Bank Of China	C	-1.88	0.50	TRIP	Tripadvisor	A	2.52	0.50
2013-09-02	SAP	Sap	C	-1.86	0.50	REGN	Regeneron Pharmaceuticals	A	2.81	0.50
2013-09-02	AVID	Avid Technology	D	-2.89	0.10	CBS	Cbs	A	2.64	0.10
2013-09-02	JGS	Jg Summit	C	-1.87	0.40	NI	Nisource	A	2.62	0.40
2013-09-02	ADSK	Autodesk	C	-1.85	0.50	MU	Micron Technology	A	2.41	0.50
2013-09-02	TRMB	Trimble	C	-1.87	0.40	KSU	Kansas City Southern	A	2.54	0.40
2013-09-02	MXIM	Maxim Integrated Products	C	-1.86	0.10	CSC	Computer Sciences	A	2.37	0.10
2013-09-02	ORCL	Oracle	C	-1.85	0.70	SYMC	Symantec	A	2.32	0.70
2013-09-02	HSBA	Hsbc	C	-1.85	0.50	GME	Gamestop Corp New	A	2.53	0.50
2013-09-02	AKRA	Akr Corporindo	C	-1.89	0.90	BBY	Best Buy	A	2.53	0.90
2013-09-02	960	Longfor Properties	C	-1.87	0.30	TRIP	Tripadvisor	A	2.50	0.30
2013-09-02	MSB	Mesoblast	D	-2.85	0.60	GNW	Genworth Financial	A	2.48	0.60
2013-09-02	ACN	Accenture Cl A	C	-1.86	1.10	GWW	Ww Grainger	A	2.42	1.10
2013-09-02	AOL	AOL	C	-1.87	0.10	HPQ	Hewlett-Packard	A	2.32	0.10
2013-09-02	RAX	Rackspace Hosting	D	-2.91	0.70					
2013-09-02	CCI	Crown Castle Intl Corp	C	-1.85	1.00	MA	Mastercard	A	2.53	1.00
2013-09-02	OFIX	Orthofix International	D	-2.92	0.20					
2013-09-02	2018	Aac Technologies	C	-1.87	0.50	BAC	Bank Of America	A	2.47	0.50
2013-09-02	AIRA	Airasia	C	-1.88	0.60	DLPH	Delphi Automotive	A	2.47	0.60
2013-09-02	2688	Enn Energy	C	-1.86	0.30	CELG	Celgene	A	2.45	0.30
2013-09-02	KBR	Kbr	C	-1.86	0.10	ROP	Roper Technologies	A	2.38	0.10
2013-09-02	AVN	Avanti Coms Group	D	-2.92	0.20					
2013-09-02	LULU	Lululemon Athletica	C	-1.86	1.50	STZ	Constellation Brands	A	2.50	1.50
2013-09-02	1288	Agricultural Bank Of China	C	-1.87	0.50	V	Visa	A	2.44	0.50
2013-10-01	SAP	Sap	D	-2.86	0.50	CBS	Cbs	A	2.70	0.50
2013-10-01	CTL	Centurylink	D	-2.88	0.30	FTR	Frontier Communications	A	2.19	0.30
2013-10-01	JGS	Jg Summit	C	-1.86	0.40	NI	Nisource	A	2.66	0.40
2013-10-01	ORCL	Oracle	C	-1.85	0.70	MU	Micron Technology	A	2.54	0.70
2013-10-01	HSBA	Hsbc	C	-1.85	0.40	BBY	Best Buy	A	2.56	0.40
2013-10-01	AKRA	Akr Corporindo	C	-1.88	0.70	GME	Gamestop Corp New	A	2.54	0.70
2013-10-01	960	Longfor Properties	C	-1.87	0.30	TRIP	Tripadvisor	A	2.53	0.30
2013-10-01	MSB	Mesoblast	D	-2.85	0.90	GNW	Genworth Financial	A	2.52	0.90
2013-10-01	ACN	Accenture Cl A	C	-1.85	1.20	KSU	Kansas City Southern	A	2.57	1.20



Date	Ticker	Name	R	SM	W (%)	Ticker	Name	R	SM	W (%)
2013-10-01	MYGN	Myriad Genetics	C	-1.88	0.70	REGN	Regeneron Pharmaceuticals	A	3.00	0.70
2013-10-01	RAX	Rackspace Hosting	D	-2.89	0.20	CSC	Computer Sciences	A	2.39	0.20
2013-10-01	CCI	Crown Castle Intl Corp	C	-1.85	1.00	MA	Mastercard	A	2.59	1.00
2013-10-01	OFIX	Orthofix International	D	-2.92	0.20					
2013-10-01	2018	Aac Technologies	C	-1.87	0.50	CELG	Celgene	A	2.50	0.50
2013-10-01	AIRA	Airasia	D	-2.88	0.60	DLPH	Delphi Automotive	A	2.50	0.60
2013-10-01	2688	Enn Energy	C	-1.84	0.30	V	Visa	A	2.49	0.30
2013-10-01	KBR	Kbr	C	-1.85	0.10	GWV	Ww Grainger	A	2.45	0.10
2013-10-01	LULU	Lululemon Athletica	C	-1.85	1.40	STZ	Constellation Brands	A	2.54	1.40
2013-11-01	MSM	Msc Industrial Direct	C	-1.85	0.40	KSU	Kansas City Southern	A	2.63	0.40
2013-11-01	HEXAB	Hexagon	C	-1.84	0.50	NI	Nisource	A	2.67	0.50
2013-11-01	CTL	Centurylink	D	-2.87	0.30	FTR	Frontier Communications	A	2.20	0.30
2013-11-01	YUM	Yum Brands	C	-1.85	0.20	CBS	Cbs	A	2.75	0.20
2013-11-01	EMC	EMC Corp	C	-1.85	0.20	MU	Micron Technology	A	2.54	0.20
2013-11-01	HSBA	Hsbc	C	-1.85	0.40	STZ	Constellation Brands	A	2.61	0.40
2013-11-01	AKRA	Akr Corporindo	C	-1.87	0.80	GNW	Genworth Financial	A	2.58	0.80
2013-11-01	960	Longfor Properties	C	-1.84	0.30	GME	Gamestop Corp New	A	2.58	0.30
2013-11-01	ACN	Accenture Cl A	C	-1.85	1.10	GWV	Ww Grainger	A	2.46	1.10
2013-11-01	MYGN	Myriad Genetics	D	-2.88	0.70	REGN	Regeneron Pharmaceuticals	A	2.96	0.70
2013-11-01	CCI	Crown Castle Intl Corp	C	-1.84	1.00	MA	Mastercard	A	2.64	1.00
2013-11-01	OFIX	Orthofix International	D	-2.93	0.10					
2013-11-01	2018	Aac Technologies	C	-1.87	0.40	TRIP	Tripadvisor	A	2.57	0.40
2013-11-01	AIRA	Airasia	D	-2.87	0.60	DAL	Delta Air Lines	A	2.52	0.60
2013-11-01	GRF	Grifols	C	-1.85	0.70	V	Visa	A	2.51	0.70
2013-11-01	UAL	United Continental	C	-1.84	0.30	BBY	Best Buy	A	2.63	0.30
2013-12-02	MSM	Msc Industrial Direct	C	-1.85	0.40	KSU	Kansas City Southern	A	2.63	0.40
2013-12-02	CTL	Centurylink	D	-2.88	0.20	FTR	Frontier Communications	A	2.20	0.20
2013-12-02	EMC	EMC Corp	C	-1.85	0.20	MU	Micron Technology	A	2.65	0.20
2013-12-02	HSBA	Hsbc	C	-1.85	0.40	NI	Nisource	A	2.67	0.40
2013-12-02	HOLX	Hologic	C	-1.84	1.70	REGN	Regeneron Pharmaceuticals	A	2.99	1.70
2013-12-02	960	Longfor Properties	D	-2.85	0.20	MA	Mastercard	A	2.66	0.20
2013-12-02	RAX	Rackspace Hosting	C	-1.88	0.20	YHOO	Yahoo	A	2.41	0.20
2013-12-02	OFIX	Orthofix International	D	-2.92	0.10					
2013-12-02	2018	Aac Technologies	C	-1.87	0.40	STZ	Constellation Brands	A	2.66	0.40
2013-12-02	RYAAY	Ryanair Adr	C	-1.85	1.10	CBS	Cbs	A	2.74	1.10
2013-12-02	AIRA	Airasia	D	-2.88	0.50	GNW	Genworth Financial	A	2.62	0.50
2014-01-01	CTL	Centurylink	D	-2.88	0.20	FTR	Frontier Communications	A	2.20	0.20
2014-01-01	EMC	EMC Corp	D	-2.84	0.20	MU	Micron Technology	A	2.66	0.20
2014-01-01	HSBA	Hsbc	D	-2.86	0.40	REGN	Regeneron Pharmaceuticals	A	2.92	0.40
2014-01-01	AGI	Alliance Global	C	-1.85	0.30	ADS	Alliance Data Systems	A	2.74	0.30
2014-01-01	ASML	Asml	C	-1.85	0.20	MA	Mastercard	A	2.73	0.20
2014-01-01	960	Longfor Properties	D	-2.87	0.20	NI	Nisource	A	2.70	0.20
2014-01-01	ITRK	Intertek	D	-2.85	0.50	KSU	Kansas City Southern	A	2.64	0.50
2014-01-01	RAX	Rackspace Hosting	C	-1.88	0.20	FB	Facebook	A	2.51	0.20
2014-01-01	2018	Aac Technologies	C	-1.86	0.60	GNW	Genworth Financial	A	2.63	0.60
2014-01-01	RYAAY	Ryanair Adr	C	-1.86	1.10	CBS	Cbs	A	2.80	1.10
2014-01-01	AIRA	Airasia	D	-2.89	0.30	MHK	Mohawk Industries	A	2.61	0.30
2014-01-01	LFGR	Leaf	D	-2.90	0.10	BBY	Best Buy	A	2.59	0.10

Date	Ticker	Name	R	SM	W (%)	Ticker	Name	R	SM	W (%)
2014-01-01	LULU	Lululemon Athletica	D	-2.87	1.70	STZ	Constellation Brands	A	2.65	1.70
2014-02-03	VRSK	Verisk Analytics	C	-1.85	0.80	ADS	Alliance Data Systems	A	2.67	0.80
2014-02-03	CTL	Centurylink	D	-2.89	0.20	FTR	Frontier Communications	A	2.19	0.20
2014-02-03	WMH	William Hill	D	-2.89	0.40	MHK	Mohawk Industries	A	2.56	0.40
2014-02-03	HITT	Hittite Microwave Corp.	C	-1.86	0.10	MU	Micron Technology	A	2.69	0.10
2014-02-03	JGS	Jg Summit	C	-1.87	0.40	V	Visa	A	2.54	0.40
2014-02-03	LUK	Leucadia National	C	-1.85	0.10	STZ	Constellation Brands	A	2.70	0.10
2014-02-03	OCN	Ocwen Financial	C	-1.88	0.40	MA	Mastercard	A	2.64	0.40
2014-02-03	EW	Edwards Lifesciences	D	-2.85	0.20	REGN	Regeneron Pharmaceuticals	A	2.95	0.20
2014-02-03	HSBA	Hsbc	D	-2.87	0.40	KORS	Michael Kors	A	2.53	0.40
2014-02-03	AKRA	Akr Corporindo	C	-1.85	0.60	DLPH	Delphi Automotive	A	2.50	0.60
2014-02-03	FFH	Fairfax Financial	C	-1.85	0.40	AMP	Ameriprise Financial	A	2.45	0.40
2014-02-03	ASML	Asml	C	-1.86	0.20	CSC	Computer Sciences	A	2.43	0.20
2014-02-03	HOLX	Hologic	C	-1.85	1.50	VRTX	Vertex Pharmaceuticals	A	2.45	1.50
2014-02-03	960	Longfor Properties	D	-2.87	0.20	MYL	Mylan N.V.	A	2.42	0.20
2014-02-03	9984	Softbank	C	-1.87	1.30	PCLN	The Priceline	A	2.42	1.30
2014-02-03	MSB	Mesoblast	C	-1.85	0.80	WDC	Western Digital	A	2.42	0.80
2014-02-03	ITRK	Intertek	D	-2.86	0.50	PPG	Ppg Industries	A	2.41	0.50
2014-02-03	TWX	Time Warner	C	-1.85	0.50	CBS	Cbs	A	2.71	0.50
2014-02-03	RAX	Rackspace Hosting	D	-2.89	0.10	FB	Facebook	A	2.58	0.10
2014-02-03	CCI	Crown Castle Intl Corp	C	-1.85	1.00	GNW	Genworth Financial	A	2.58	1.00
2014-02-03	JWN	Nordstrom	C	-1.85	0.40	DAL	Delta Air Lines	A	2.57	0.40
2014-02-03	VZ	Verizon Communications	C	-1.85	0.40	NI	Nisource	A	2.72	0.40
2014-02-03	RYAAY	Ryanair Adr	C	-1.85	1.10	TRIP	Tripadvisor	A	2.50	1.10
2014-02-03	AIRA	Airasia	D	-2.89	0.30	DIS	Walt Disney	A	2.40	0.30
2014-02-03	KBR	Kbr	C	-1.86	0.10	IR	Ingersoll-rand	A	2.46	0.10
2014-02-03	LFGR	Leaf	D	-2.90	0.10					
2014-02-03	881	Zhongsheng	C	-1.86	0.20	LOW	Lowe's Companies	A	2.40	0.20
2014-02-03	1299	Aia	C	-1.85	1.30	TSN	Tyson Foods	A	2.40	1.30
2014-02-03	LULU	Lululemon Athletica	D	-2.90	1.30					
2014-02-03	HLSSF	Home Loan Servicing Solutions	C	-1.87	0.20	BAC	Bank Of America	A	2.55	0.20
2014-03-03	VRSK	Verisk Analytics	C	-1.85	0.70	ADS	Alliance Data Systems	A	2.79	0.70
2014-03-03	CTL	Centurylink	D	-2.88	0.20	FTR	Frontier Communications	A	2.21	0.20
2014-03-03	YUM	Yum Brands	C	-1.84	0.10	CBS	Cbs	A	2.83	0.10
2014-03-03	HITT	Hittite Microwave Corp.	D	-2.85	0.10	MU	Micron Technology	A	2.75	0.10
2014-03-03	LUK	Leucadia National	C	-1.84	0.10	STZ	Constellation Brands	A	2.75	0.10
2014-03-03	OCN	Ocwen Financial	C	-1.90	0.30	MA	Mastercard	A	2.67	0.30
2014-03-03	HSBA	Hsbc	D	-2.87	0.40	MHK	Mohawk Industries	A	2.57	0.40
2014-03-03	AKRA	Akr Corporindo	D	-2.85	0.60	FRX	Forest Laboratories	A	2.56	0.60
2014-03-03	ASML	Asml	C	-1.86	0.10	DLPH	Delphi Automotive	A	2.56	0.10
2014-03-03	HOLX	Hologic	C	-1.84	1.50	REGN	Regeneron Pharmaceuticals	A	3.00	1.50
2014-03-03	960	Longfor Properties	D	-2.87	0.20	MYL	Mylan N.V.	A	2.53	0.20
2014-03-03	ASPS	Altisource Portfolio Solutions	C	-1.90	0.10	GNW	Genworth Financial	A	2.62	0.10
2014-03-03	MSB	Mesoblast	C	-1.86	0.70	AMP	Ameriprise Financial	A	2.48	0.70
2014-03-03	ITRK	Intertek	D	-2.86	0.50	VRTX	Vertex Pharmaceuticals	A	2.47	0.50
2014-03-03	TWX	Time Warner	C	-1.84	0.50	TRIP	Tripadvisor	A	2.68	0.50
2014-03-03	COST	Costco Wholesale	C	-1.85	0.70	DAL	Delta Air Lines	A	2.64	0.70
2014-03-03	RAX	Rackspace Hosting	D	-2.89	0.10	FB	Facebook	A	2.63	0.10
2014-03-03	CCI	Crown Castle Intl Corp	C	-1.83	1.00	V	Visa	A	2.56	1.00
2014-03-03	JWN	Nordstrom	C	-1.84	0.40	PCLN	The Priceline	A	2.50	0.40
2014-03-03	VZ	Verizon Communications	D	-2.84	0.30	NI	Nisource	A	2.73	0.30

Date	Ticker	Name	R	SM	W (%)	Ticker	Name	R	SM	W (%)
2014-03-03	WDH	William Demant Hldg	C	-1.86	0.70	CSC	Computer Sciences	A	2.46	0.70
2014-03-03	AIRA	Airasia	D	-2.88	0.30	DIS	Walt Disney	A	2.46	0.30
2014-03-03	939	China Construction Bank	D	-2.87	0.20	PPG	Ppg Industries	A	2.45	0.20
2014-03-03	KBR	Kbr	C	-1.88	0.10	IR	Ingersoll-rand	A	2.49	0.10
2014-03-03	LFGR	Leaf	D	-2.92	0.10					
2014-03-03	1398	Industrial And Commercial Bank Of China	D	-2.87	0.30	ETFC	Etrade Financial	A	2.44	0.30
2014-03-03	881	Zhongsheng	C	-1.87	0.20	WDC	Western Digital	A	2.44	0.20
2014-03-03	1299	Aia	C	-1.85	1.30	WYNN	Wynn Resorts	A	2.44	1.30
2014-03-03	LULU	Lululemon Athletica	D	-2.89	1.30	KORS	Michael Kors	A	2.68	1.30
2014-03-03	3618	Chongqing Rural Commercial Bank	D	-2.89	0.40	WHR	Whirlpool	A	2.43	0.40
2014-03-03	HLSSF	Home Loan Servicing Solutions	D	-2.87	0.20	BAC	Bank Of America	A	2.54	0.20
2014-04-01	ADN	Aberdeen Asset Management	C	-1.86	0.50	NI	Nisource	A	2.76	0.50
2014-04-01	KER	Kering	D	-2.87	0.30	DLPH	Delphi Automotive	A	2.59	0.30
2014-04-01	VRSK	Verisk Analytics	C	-1.86	0.70	ADS	Alliance Data Systems	A	2.77	0.70
2014-04-01	WPP	WPP	C	-1.85	0.30	MHK	Mohawk Industries	A	2.56	0.30
2014-04-01	27	Galaxy Entertainment	C	-1.85	3.00	V	Visa	A	2.55	3.00
2014-04-01	YUM	Yum Brands	C	-1.84	0.20	CBS	Cbs	A	2.79	0.20
2014-04-01	WMH	William Hill	D	-2.86	0.40	FRX	Forest Laboratories	A	2.54	0.40
2014-04-01	880	Sjm	C	-1.86	0.50	AMP	Ameriprise Financial	A	2.50	0.50
2014-04-01	LUK	Leucadia National	C	-1.84	0.10	STZ	Constellation Brands	A	2.79	0.10
2014-04-01	OCN	Ocwen Financial	C	-1.89	0.60	GNW	Genworth Financial	A	2.72	0.60
2014-04-01	HSBA	Hsbc	D	-2.87	0.40	TSN	Tyson Foods	A	2.48	0.40
2014-04-01	NTES	Netease Adr	C	-1.86	0.30	MU	Micron Technology	A	2.74	0.30
2014-04-01	ASML	Asml	C	-1.85	0.20	ETFC	Etrade Financial	A	2.48	0.20
2014-04-01	HOLX	Hologic	C	-1.84	1.50	REGN	Regeneron Pharmaceuticals	A	3.00	1.50
2014-04-01	960	Longfor Properties	D	-2.87	0.10	MYL	Mylan N.V.	A	2.47	0.10
2014-04-01	NFLX	Netflix	C	-1.87	3.10	DAL	Delta Air Lines	A	2.70	3.10
2014-04-01	ASPS	Altisource Portfolio Solutions	C	-1.88	0.20	MA	Mastercard	A	2.65	0.20
2014-04-01	PSM	Prosiebensat.1 Media	C	-1.84	0.90	WDC	Western Digital	A	2.47	0.90
2014-04-01	MSB	Mesoblast	C	-1.87	1.00	WHR	Whirlpool	A	2.47	1.00
2014-04-01	ITRK	Intertek	D	-2.85	0.50	HP	Helmerich & Payne	A	2.46	0.50
2014-04-01	TWX	Time Warner	C	-1.84	0.50	TRIP	Tripadvisor	A	2.65	0.50
2014-04-01	COST	Costco Wholesale	C	-1.85	0.70	PCLN	The Priceline	A	2.47	0.70
2014-04-01	RAX	Rackspace Hosting	D	-2.90	0.10	FB	Facebook	A	2.59	0.10
2014-04-01	QIA	Qiagen	C	-1.86	0.40	LUV	Southwest Airlines	A	2.46	0.40
2014-04-01	VZ	Verizon Communications	D	-2.84	1.00	FTR	Frontier Communications	A	2.25	1.00
2014-04-01	WDH	William Demant Hldg	C	-1.86	0.70	CSC	Computer Sciences	A	2.46	0.70
2014-04-01	939	China Construction Bank	D	-2.87	0.20	PPG	Ppg Industries	A	2.45	0.20
2014-04-01	KBR	Kbr	D	-2.88	0.10	IR	Ingersoll-rand	A	2.46	0.10
2014-04-01	LFGR	Leaf	D	-2.91	0.10					
2014-04-01	1398	Industrial And Commercial Bank Of China	D	-2.87	0.30	HAR	Harman Ind Inc	A	2.44	0.30
2014-04-01	881	Zhongsheng	C	-1.88	0.20	DFS	Discover Financial Services	A	2.43	0.20
2014-04-01	1299	Aia	C	-1.84	1.30	STI	Suntrust Banks	A	2.42	1.30
2014-04-01	LULU	Lululemon Athletica	D	-2.88	1.50	KORS	Michael Kors	A	2.66	1.50
2014-04-01	1288	Agricultural Bank Of China	D	-2.86	0.40	SWY	Safeway Inc	A	2.42	0.40
2014-04-01	MAIL	Mail.ru Gdr	C	-1.87	0.50	VRTX	Vertex Pharmaceuticals	A	2.42	0.50
2014-04-01	3618	Chongqing Rural Commercial Bank	D	-2.89	0.40	ALL	Allstate	A	2.42	0.40

Date	Ticker	Name	R	SM	W (%)	Ticker	Name	R	SM	W (%)
2014-04-01	HLSSF	Home Loan Servicing Solutions	D	-2.86	0.20	BAC	Bank Of America	A	2.58	0.20
2014-04-01	YNDX	Yandex	C	-1.88	0.50	HPQ	Hewlett-Packard	A	2.47	0.50
2014-04-01	FOXA	Twenty-first Century Fox	C	-1.85	0.60	DIS	Walt Disney	A	2.47	0.60
2014-05-01	WU	The Western Union	D	-2.86	0.50	GNW	Genworth Financial	A	2.73	0.50
2014-05-01	ADN	Aberdeen Asset Management	C	-1.85	0.50	REGN	Regeneron Pharmaceuticals	A	3.00	0.50
2014-05-01		Bayer	C	-1.84	0.50	NI	Nisource	A	2.78	0.50
2014-05-01	VRSK	Verisk Analytics	C	-1.85	0.70	IR	Ingersoll-rand	A	2.49	0.70
2014-05-01	DMGT	Daily Mail & General Trust	C	-1.87	1.40	KORS	Michael Kors	A	2.64	1.40
2014-05-01	WPP	WPP	C	-1.85	0.40	DLPH	Delphi Automotive	A	2.57	0.40
2014-05-01	27	Galaxy Entertainment	C	-1.88	2.60	FRX	Forest Laboratories	A	2.54	2.60
2014-05-01	WMH	William Hill	D	-2.85	0.50	MYL	Mylan N.V.	A	2.48	0.50
2014-05-01	BECN	Beacon Roofing Supply	C	-1.86	0.10	DAL	Delta Air Lines	A	2.72	0.10
2014-05-01	880	Sjm	C	-1.87	0.50	TSN	Tyson Foods	A	2.47	0.50
2014-05-01	LUK	Leucadia National	D	-2.86	0.10	STZ	Constellation Brands	A	2.75	0.10
2014-05-01	OCN	Ocwen Financial	D	-2.90	0.60					
2014-05-01	HSBA	Hsbc	D	-2.87	0.40	WHR	Whirlpool	A	2.46	0.40
2014-05-01	AMZN	Amazon.com	C	-1.87	1.10	CBS	Cbs	A	2.72	1.10
2014-05-01	USM	United States Cellular	C	-1.86	0.10	BAC	Bank Of America	A	2.50	0.10
2014-05-01	NTES	Netease Adr	C	-1.86	0.30	HPQ	Hewlett-Packard	A	2.46	0.30
2014-05-01	ASML	Asml	C	-1.87	0.20	HP	Helmerich & Payne	A	2.45	0.20
2014-05-01	960	Longfor Properties	D	-2.88	0.10	PPG	Ppg Industries	A	2.44	0.10
2014-05-01	NFLX	Netflix	C	-1.88	3.00	TRIP	Tripadvisor	A	2.57	3.00
2014-05-01	ASPS	Altisource Portfolio Solutions	C	-1.90	0.10	AMP	Ameriprise Financial	A	2.50	0.10
2014-05-01	PSM	Prosiebensat.1 Media	C	-1.85	0.90	HAR	Harman Ind Inc	A	2.43	0.90
2014-05-01	9984	Softbank	C	-1.85	1.50	SWY	Safeway Inc	A	2.43	1.50
2014-05-01	MSB	Mesoblast	D	-2.88	0.90	PBI	Pitney Bowes	A	2.43	0.90
2014-05-01	ACN	Accenture Cl A	C	-1.84	1.20	R	Ryder System	A	2.41	1.20
2014-05-01	ITRK	Intertek	D	-2.86	0.50	LYB	Lyondellbasell Industries	A	2.42	0.50
2014-05-01	TWX	Time Warner	C	-1.84	0.50	LUV	Southwest Airlines	A	2.47	0.50
2014-05-01	COST	Costco Wholesale	C	-1.85	0.80	DIS	Walt Disney	A	2.46	0.80
2014-05-01	RAX	Rackspace Hosting	D	-2.91	0.10					
2014-05-01	QIA	Qiagen	C	-1.85	0.40	EQT	Eqst	A	2.41	0.40
2014-05-01	VZ	Verizon Communications	D	-2.84	1.10	FTR	Frontier Communications	A	2.26	1.10
2014-05-01	WDH	William Demant Hldg	C	-1.85	0.80	WDC	Western Digital	A	2.41	0.80
2014-05-01	939	China Construction Bank	D	-2.87	0.20	DFS	Discover Financial Services	A	2.40	0.20
2014-05-01	KBR	Kbr	D	-2.88	0.10	LMT	Lockheed Martin	A	2.40	0.10
2014-05-01	LFGR	Leaf	D	-2.93	0.10					
2014-05-01	8411	Mizuho Financial Industrial And	D	-2.86	0.50	SNA	Snap-on	A	2.40	0.50
2014-05-01	1398	Commercial Bank Of China	D	-2.87	0.30	STI	Suntrust Banks	A	2.40	0.30
2014-05-01	881	Zhongsheng	C	-1.89	0.20	EFX	Equifax	A	2.40	0.20
2014-05-01	LULU	Lululemon Athletica	D	-2.90	1.30					
2014-05-01	1288	Agricultural Bank Of China	D	-2.87	0.40	TMK	Torchmark	A	2.39	0.40
2014-05-01	MAIL	Mail.ru Gdr	C	-1.89	0.40	WAG	Walgreens Boots Alliance	A	2.39	0.40
2014-05-01	3618	Chongqing Rural Commercial Bank	D	-2.89	0.40	EOG	Eog Resources	A	2.39	0.40
2014-05-01	2282	Mgm China	C	-1.87	1.30	MCO	Moody's	A	2.38	1.30
2014-05-01	HLSSF	Home Loan Servicing Solutions	D	-2.86	0.20	ALL	Allstate	A	2.42	0.20
2014-05-01	YNDX	Yandex	C	-1.90	0.40	CSC	Computer Sciences	A	2.44	0.40
2014-05-01	FOXA	Twenty-first Century Fox	C	-1.85	0.60	PCLN	The Priceline	A	2.44	0.60
2014-06-02	WU	The Western Union	D	-2.84	0.50	GNW	Genworth Financial	A	2.70	0.50
2014-06-02	VRSK	Verisk Analytics	D	-2.86	0.70	IR	Ingersoll-rand	A	2.48	0.70

Date	Ticker	Name	R	SM	W (%)	Ticker	Name	R	SM	W (%)
2014-06-02	DMGT	Daily Mail & General Trust	C	-1.86	1.50	NI	Nisource	A	2.80	1.50
2014-06-02	HEXAB	Hexagon	C	-1.84	0.40	KORS	Michael Kors	A	2.65	0.40
2014-06-02	WPP	WPP	C	-1.84	0.30	DLPH	Delphi Automotive	A	2.58	0.30
2014-06-02	27	Galaxy Entertainment	C	-1.88	2.60	TSN	Tyson Foods	A	2.48	2.60
2014-06-02	SAP	Sap	D	-2.85	0.50	HP	Helmerich & Payne	A	2.46	0.50
2014-06-02	CRAY	Cray	C	-1.90	0.30	HPQ	Hewlett-Packard	A	2.48	0.30
2014-06-02	WMH	William Hill	D	-2.85	0.50	PPG	Ppg Industries	A	2.46	0.50
2014-06-02	HITT	Hittite Microwave Corp.	C	-1.85	0.10	CSC	Computer Sciences	A	2.46	0.10
2014-06-02	BECN	Beacon Roofing Supply	D	-2.86	0.10	DAL	Delta Air Lines	A	2.79	0.10
2014-06-02	HD	The Home Depot	C	-1.84	0.40	LUV	Southwest Airlines	A	2.51	0.40
2014-06-02	6981	Murata Manufacturing	C	-1.85	0.50	LYB	Lyondellbasell Industries	A	2.45	0.50
2014-06-02	880	Sjm	C	-1.87	0.40	WHR	Whirlpool	A	2.44	0.40
2014-06-02	LUK	Leucadia National	D	-2.86	0.10	STZ	Constellation Brands	A	2.78	0.10
2014-06-02	OCN	Ocwen Financial	D	-2.90	0.50	MCO	Moody's	A	2.42	0.40
2014-06-02	HSBA	Hsbc	D	-2.86	0.40	FRX	Forest Laboratories	A	2.56	2.80
2014-06-02	TMO	Thermo Fisher Scientific	C	-1.85	2.80	DIS	Walt Disney	A	2.48	1.00
2014-06-02	AMZN	Amazon.com	C	-1.87	1.00	AMP	Ameriprise Financial	A	2.51	0.10
2014-06-02	USM	United States Cellular	C	-1.86	0.10	PBI	Pitney Bowes	A	2.45	0.30
2014-06-02	NTES	Netease Adr	C	-1.86	0.30	HAR	Harman Ind Inc	A	2.42	0.20
2014-06-02	ASML	Asml	C	-1.86	0.20	EOG	Eog Resources	A	2.42	0.10
2014-06-02	960	Longfor Properties	D	-2.88	0.10	PCLN	The Priceline	A	2.48	3.60
2014-06-02	NFLX	Netflix	C	-1.85	3.60	ALL	Allstate	A	2.43	0.20
2014-06-02	ASPS	Altisource Portfolio Solutions	C	-1.89	0.20	STI	Suntrust Banks	A	2.41	1.40
2014-06-02	9984	Softbank	C	-1.85	1.40	SNA	Snap-on	A	2.41	0.90
2014-06-02	MSB	Mesoblast	D	-2.87	0.90	R	Ryder System	A	2.43	0.20
2014-06-02	CSGP	Costar	C	-1.88	0.20	LMT	Lockheed Martin	A	2.40	1.20
2014-06-02	ACN	Accenture Cl A	C	-1.84	1.20	SWY	Safeway Inc	A	2.43	0.80
2014-06-02	COST	Costco Wholesale	C	-1.85	0.80	WDC	Western Digital	A	2.44	0.10
2014-06-02	RAX	Rackspace Hosting	D	-2.89	0.10	CVS	Cvs Health	A	2.41	0.60
2014-06-02	DEC	Jc Decaux	C	-1.85	0.60	WAG	Walgreens Boots Alliance	A	2.41	0.80
2014-06-02	WDH	William Demant Hldg	C	-1.85	0.80	CTAS	Cintas	A	2.39	0.10
2014-06-02	KBR	Kbr	D	-2.89	0.10	TMK	Torchmark	A	2.40	0.40
2014-06-02	LFGR	Leaf	D	-2.92	0.10	EQT	Eqt	A	2.40	0.60
2014-06-02	8411	Mizuho Financial	D	-2.86	0.40	EFX	Equifax	A	2.40	0.20
2014-06-02	1928	Sands China	C	-1.86	0.60	ANTM	Anthem	A	2.33	0.40
2014-06-02	881	Zhongsheng	C	-1.88	0.20	WYNN	Wynn Resorts	A	2.39	0.50
2014-06-02	PODD	Insulet	C	-1.88	0.40	CMG	Chipotle Mexican Grill	A	2.39	0.40
2014-06-02	LULU	Lululemon Athletica	D	-2.90	1.20	HRS	Harris	A	2.39	0.40
2014-06-02	TCG	Thomas Cook	C	-1.85	0.50	ECL	Ecolab	A	2.38	1.20
2014-06-02	1288	Agricultural Bank Of China	D	-2.86	0.40	SNDK	Sandisk Corp	A	2.41	0.50
2014-06-02	MAIL	Mail.ru Gdr	C	-1.87	0.40	DFS	Discover Financial Services	A	2.43	0.60
2014-06-02	2282	Mgm China	C	-1.87	1.20	ROK	Rockwell Automation	A	2.37	0.20
2014-06-02	YNDX	Yandex	C	-1.88	0.50	HPQ	Hewlett-Packard	A	2.49	0.20
2014-06-02	RESI	Altisource Residential	C	-1.87	0.60	IR	Ingersoll-rand	A	2.51	0.30
2014-06-02	BIRG	Bank Of Ireland	C	-1.88	0.20	R	Ryder System	A	2.44	0.70
2014-07-01	CTSH	Cognizant Technology Solutions	C	-1.85	0.20	NI	Nisource	A	2.83	1.40
2014-07-01	TW6	Towers Watson & Co	C	-1.86	0.30	KORS	Michael Kors	A	2.62	0.40
2014-07-01	VRSK	Verisk Analytics	D	-2.85	0.70	DLPH	Delphi Automotive	A	2.59	0.30
2014-07-01	DMGT	Daily Mail & General Trust	C	-1.87	1.40	HP	Helmerich & Payne	A	2.50	2.00
2014-07-01	HEXAB	Hexagon	C	-1.84	0.40	CSC	Computer Sciences	A	2.47	0.50
2014-07-01	WPP	WPP	C	-1.85	0.30					
2014-07-01	27	Galaxy Entertainment	C	-1.88	2.00					
2014-07-01	CRAY	Cray	C	-1.89	0.50					



Date	Ticker	Name	R	SM	W (%)	Ticker	Name	R	SM	W (%)
2014-07-01	WMH	William Hill	D	-2.86	0.40	PPG	Ppg Industries	A	2.48	0.40
2014-07-01		Kingfisher	C	-1.86	0.70	PCLN	The Priceline	A	2.47	0.70
2014-07-01	BECN	Beacon Roofing Supply	D	-2.87	0.00	DAL	Delta Air Lines	A	2.79	0.00
2014-07-01	HD	The Home Depot	C	-1.84	0.40	LUV	Southwest Airlines	A	2.53	0.40
2014-07-01	6981	Murata Manufacturing	C	-1.84	0.50	EOG	Eog Resources	A	2.46	0.50
2014-07-01	880	Sjm	C	-1.88	0.40	LYB	Lyondellbasell Industries	A	2.45	0.40
2014-07-01	OCN	Ocwen Financial	D	-2.90	0.60	GNW	Genworth Financial	A	2.71	0.60
2014-07-01	BAB	Babcock International	C	-1.85	0.40	HAR	Harman Ind Inc	A	2.45	0.40
2014-07-01	HSBA	Hsbc	D	-2.87	0.40	SNDK	Sandisk Corp	A	2.44	0.40
2014-07-01	TMO	Thermo Fisher Scientific	C	-1.84	2.70	ZBH	Zimmer Biomet	A	2.37	2.70
2014-07-01	AKRA	Akr Corporindo	D	-2.86	0.60	PBI	Pitney Bowes	A	2.44	0.60
2014-07-01	AMZN	Amazon.com	C	-1.86	1.20	DIS	Walt Disney	A	2.50	1.20
2014-07-01	USM	United States Cellular	C	-1.86	0.10	AMP	Ameriprise Financial	A	2.54	0.10
2014-07-01	BES	Banco Espirito Santo	C	-1.91	0.50	WHR	Whirlpool	A	2.43	0.50
2014-07-01	ASML	Asml	C	-1.85	0.20	SWY	Safeway Inc	A	2.43	0.20
2014-07-01	NKE	Nike	C	-1.84	0.20	STZ	Constellation Brands	A	2.82	0.20
2014-07-01	ABCO	Advisory Board	D	-2.88	0.20	CTAS	Cintas	A	2.40	0.20
2014-07-01	960	Longfor Properties	D	-2.88	0.10	CMG	Chipotle Mexican Grill	A	2.43	0.10
2014-07-01	ASPS	Altisource Portfolio Solutions	C	-1.89	0.10	DFS	Discover Financial Services	A	2.45	0.10
2014-07-01	9984	Softbank	C	-1.85	1.30	STI	Suntrust Banks	A	2.42	1.30
2014-07-01	MSB	Mesoblast	D	-2.89	0.80	WAG	Walgreens Boots Alliance	A	2.42	0.80
2014-07-01	MONY	Moneysupermarket.com	C	-1.84	0.10	SNA	Snap-on	A	2.41	0.10
2014-07-01	BMRN	Biomarin Pharmaceutical	D	-2.87	0.90	MDT	Medtronic	A	2.34	0.90
2014-07-01	CSGP	Costar	C	-1.88	0.10	LMT	Lockheed Martin	A	2.39	0.10
2014-07-01	DEC	Jc Decaux	C	-1.86	0.50	EFX	Equifax	A	2.41	0.50
2014-07-01	WDH	William Demant Hldg	C	-1.85	0.70	TMK	Torchmark	A	2.41	0.70
2014-07-01	KBR	Kbr	D	-2.89	0.10	ROK	Rockwell Automation	A	2.38	0.10
2014-07-01	LFGR	Leaf	D	-2.92	0.10					
2014-07-01	1928	Sands China	C	-1.85	0.50	EQT	Eqt	A	2.40	0.50
2014-07-01	881	Zhongsheng	C	-1.88	0.20	CVS	Cvs Health	A	2.40	0.20
2014-07-01	AVN	Avanti Coms Group	C	-1.87	0.30	GT	Goodyear Tire & Rubber	A	2.39	0.30
2014-07-01	PODD	Insulet	C	-1.86	0.40	ANTM	Anthem	A	2.33	0.40
2014-07-01	LULU	Lululemon Athletica	D	-2.91	1.20					
2014-07-01	TCG	Thomas Cook	C	-1.88	0.70	ECL	Ecolab	A	2.39	0.70
2014-07-01	MC0	Global Logistic Properties	D	-2.84	0.10	HRS	Harris	A	2.38	0.10
2014-07-01	MAIL	Mail.ru Gdr	C	-1.87	0.40	BLK	Blackrock	A	2.38	0.40
2014-07-01	2282	Mgm China	C	-1.87	1.20	WYNN	Wynn Resorts	A	2.38	1.20
2014-07-01	YNDX	Yandex	C	-1.87	0.70	WDC	Western Digital	A	2.47	0.70
2014-07-01	RESI	Altisource Residential	C	-1.88	0.60	MCO	Moody's	A	2.44	0.60
2014-07-01	AAMC	Altisource Asset Management	C	-1.90	0.10	ALL	Allstate	A	2.43	0.10
2014-08-01	CTSH	Cognizant Technology Solutions	C	-1.85	0.20	HPQ	Hewlett-Packard	A	2.50	0.20
2014-08-01	TW6	Towers Watson & Co	C	-1.87	0.30	IR	Ingersoll-rand	A	2.48	0.30
2014-08-01	DMGT	Daily Mail & General Trust	C	-1.87	1.40	NI	Nisource	A	2.79	1.40
2014-08-01	HEXAB	Hexagon	C	-1.84	0.40	STZ	Constellation Brands	A	2.77	0.40
2014-08-01	WPP	WPP	C	-1.86	0.30	DLPH	Delphi Automotive	A	2.57	0.30
2014-08-01	27	Galaxy Entertainment	C	-1.87	2.20	KORS	Michael Kors	A	2.57	2.20
2014-08-01	CRAY	Cray	C	-1.90	0.50	WDC	Western Digital	A	2.50	0.50
2014-08-01	WMH	William Hill	D	-2.86	0.40	DIS	Walt Disney	A	2.49	0.40



Date	Ticker	Name	R	SM	W (%)	Ticker	Name	R	SM	W (%)
2014-08-01		Kingfisher	D	-2.89	0.60	LYB	Lyondellbasell Industries	A	2.48	0.60
2014-08-01	BECN	Beacon Roofing Supply	D	-2.89	0.00	DAL	Delta Air Lines	A	2.73	0.00
2014-08-01	880	Sjm	C	-1.88	0.40	CMG	Chipotle Mexican Grill	A	2.48	0.40
2014-08-01	MOT	Motorola Solutions	C	-1.84	0.50	CSC	Computer Sciences	A	2.46	0.50
2014-08-01	OCN	Ocwen Financial	D	-2.92	0.40					
2014-08-01	BAB	Babcock International	C	-1.86	0.40	PCLN	The Priceline	A	2.47	0.40
2014-08-01	AGI	Alliance Global	C	-1.86	0.30	PPG	Ppg Industries	A	2.45	0.30
2014-08-01	USM	United States Cellular	C	-1.87	0.10	AMP	Ameriprise Financial	A	2.53	0.10
2014-08-01	BES	Banco Espirito Santo	D	-2.98	0.10					
2014-08-01	BSX	Boston Scientific	C	-1.85	0.30	ZBH	Zimmer Biomet	A	2.35	0.30
2014-08-01	VOD	Vodafone	D	-2.87	0.20	HP	Helmerich & Payne	A	2.45	0.20
2014-08-01	ABCO	Advisory Board	D	-2.89	0.20	R	Ryder System	A	2.43	0.20
2014-08-01	ASPS	Altisource Portfolio Solutions	D	-2.90	0.10	DFS	Discover Financial Services	A	2.43	0.10
2014-08-01	9984	Softbank	C	-1.85	1.30	WHR	Whirlpool	A	2.44	1.30
2014-08-01	MSB	Mesoblast	D	-2.89	0.80	HAR	Harman Ind Inc	A	2.43	0.80
2014-08-01	BMRN	Biomarin Pharmaceutical	D	-2.88	0.90	ANTM	Anthem	A	2.34	0.90
2014-08-01	CSGP	Costar	D	-2.89	0.10	LMT	Lockheed Martin	A	2.41	0.10
2014-08-01	ITRK	Intertek	D	-2.86	0.40	SWY	Safeway Inc	A	2.43	0.40
2014-08-01	SYNN	Syngenta	D	-2.84	0.40	EOG	Eog Resources	A	2.43	0.40
2014-08-01	CCI	Crown Castle Intl Corp	C	-1.84	1.00	ALL	Allstate	A	2.43	1.00
2014-08-01	DEC	Jc Decaux	C	-1.87	0.50	SNA	Snap-on	A	2.42	0.50
2014-08-01	WDH	William Demant Hldg	D	-2.85	0.70	CVS	Cvs Health	A	2.40	0.70
2014-08-01	RYAAY	Ryanair Adr	C	-1.85	1.10	LUV	Southwest Airlines	A	2.54	1.10
2014-08-01	KBR	Kbr	D	-2.91	0.10					
2014-08-01	1928	Sands China	C	-1.86	0.50	WAG	Walgreens Boots Alliance	A	2.40	0.50
2014-08-01	881	Zhongsheng	D	-2.88	0.20	STI	Suntrust Banks	A	2.40	0.20
2014-08-01	AVN	Avanti Coms Group	C	-1.91	0.20	SNDK	Sandisk Corp	A	2.39	0.20
2014-08-01	PODD	Insulet	C	-1.89	0.40	ESRX	Express Scripts	A	2.33	0.40
2014-08-01	LULU	Lululemon Athletica	D	-2.92	1.20					
2014-08-01	TCG	Thomas Cook	D	-2.89	0.60	TMK	Torchmark	A	2.39	0.60
2014-08-01	MAIL	Mail.ru Gdr	C	-1.89	0.40	CTAS	Cintas	A	2.39	0.40
2014-08-01	YOKU	Youku Tudou Sp Adr	D	-2.91	0.30					
2014-08-01	2282	Mgm China	C	-1.87	1.20	FISV	Fiserv	A	2.38	1.20
2014-08-01	YNDX	Yandex	C	-1.89	0.60	PBI	Pitney Bowes	A	2.43	0.60
2014-08-01	RESI	Altisource Residential	C	-1.89	0.50	EFX	Equifax	A	2.43	0.50
2014-08-01	AAMC	Altisource Asset Management	C	-1.91	0.10	MCO	Moody's	A	2.43	0.10
2014-09-01	ADN	Aberdeen Asset Management	C	-1.84	0.50	NI	Nisource	A	2.84	0.50
2014-09-01	TW6	Towers Watson & Co	C	-1.86	0.30	IR	Ingersoll-rand	A	2.49	0.30
2014-09-01		Bayer	C	-1.84	0.50	STZ	Constellation Brands	A	2.81	0.50
2014-09-01	KER	Kering	C	-1.84	0.30	DLPH	Delphi Automotive	A	2.59	0.30
2014-09-01	DMGT	Daily Mail & General Trust	C	-1.86	1.40	KORS	Michael Kors	A	2.55	1.40
2014-09-01	WPP	WPP	D	-2.85	0.30	PPG	Ppg Industries	A	2.47	0.30
2014-09-01	27	Galaxy Entertainment	C	-1.89	1.90	WHR	Whirlpool	A	2.46	1.90
2014-09-01	CRAY	Cray	C	-1.89	0.50	HPQ	Hewlett-Packard	A	2.54	0.50
2014-09-01	FMC	Fmc	D	-2.87	0.40	LYB	Lyondellbasell Industries	A	2.52	0.40
2014-09-01	WMH	William Hill	D	-2.85	0.40	HAR	Harman Ind Inc	A	2.46	0.40
2014-09-01		Kingfisher	D	-2.88	0.60	DFS	Discover Financial Services	A	2.45	0.60
2014-09-01	BECN	Beacon Roofing Supply	D	-2.89	0.00	LUV	Southwest Airlines	A	2.61	0.00
2014-09-01	880	Sjm	D	-2.89	0.40	HP	Helmerich & Payne	A	2.45	0.40

Date	Ticker	Name	R	SM	W (%)	Ticker	Name	R	SM	W (%)
2014-09-01	MOT	Motorola Solutions	C	-1.85	0.50	WDC	Western Digital	A	2.51	0.50
2014-09-01	OCN	Ocwen Financial	D	-2.92	0.40					
2014-09-01	BAB	Babcock International	C	-1.86	0.40	EFX	Equifax	A	2.44	0.40
2014-09-01	AGI	Alliance Global	C	-1.87	0.30	EOG	Eog Resources	A	2.44	0.30
2014-09-01	USM	United States Cellular	D	-2.87	0.10	AMP	Ameriprise Financial	A	2.56	0.10
2014-09-01	LB-TYK	Liberty Global	C	-1.84	0.10	DIS	Walt Disney	A	2.52	0.10
2014-09-01	BSX	Boston Scientific	C	-1.85	0.30	ANTM	Anthem	A	2.36	0.30
2014-09-01	VOD	Vodafone	D	-2.86	0.20	SWY	Safeway Inc	A	2.43	0.20
2014-09-01	ABCO	Advisory Board	D	-2.88	0.20	R	Ryder System	A	2.45	0.20
2014-09-01	ASPS	Altisource Portfolio Solutions	D	-2.90	0.10					
2014-09-01	PSM	Prosiebensat.1 Media	D	-2.85	0.80	SNA	Snap-on	A	2.43	0.80
2014-09-01	9984	Softbank	C	-1.85	1.20	PBI	Pitney Bowes	A	2.43	1.20
2014-09-01	CSGP	Costar	D	-2.89	0.10	LMT	Lockheed Martin	A	2.43	0.10
2014-09-01	ITRK	Intertek	D	-2.85	0.40	CVS	Cvs Health	A	2.41	0.40
2014-09-01	SYNN	Syngenta	D	-2.84	0.40	SNDK	Sandisk Corp	A	2.41	0.40
2014-09-01	DEC	Jc Decaux	D	-2.86	0.50	TMK	Torchmark	A	2.40	0.50
2014-09-01	LBTYA	Liberty Global	C	-1.84	0.30	CMG	Chipotle Mexican Grill	A	2.48	0.30
2014-09-01	WDH	William Demant Hldg	D	-2.87	0.60	STI	Suntrust Banks	A	2.40	0.60
2014-09-01	RYAAY	Ryanair Adr	C	-1.85	1.10	PCLN	The Priceline	A	2.47	1.10
2014-09-01	AIRA	Airasia	C	-1.84	0.30	ECL	Ecolab	A	2.40	0.30
2014-09-01	GRF	Grifols	C	-1.86	0.70	FISV	Fiserv	A	2.40	0.70
2014-09-01	PCS	T-Mobile US Inc.	C	-1.86	0.40	FTR	Frontier Communications	A	2.30	0.40
2014-09-01	KBR	Kbr	D	-2.90	0.10	CTAS	Cintas	A	2.41	0.10
2014-09-01	8411	Mizuho Financial	D	-2.84	0.40	BLK	Blackrock	A	2.39	0.40
2014-09-01	1928	Sands China	C	-1.88	0.40	LRCX	Lam Research	A	2.38	0.40
2014-09-01	881	Zhongsheng	D	-2.90	0.10	GMCR	Keurig Green Mountain	A	2.38	0.10
2014-09-01	AVN	Avanti Coms Group	C	-1.90	0.20	FLS	Flowserve	A	2.38	0.20
2014-09-01	PODD	Insulet	C	-1.88	0.40	ZBH	Zimmer Biomet	A	2.35	0.40
2014-09-01	LULU	Lululemon Athletica	D	-2.91	1.20					
2014-09-01	TCG	Thomas Cook	D	-2.89	0.60	XEC	Cimarex Energy	A	2.37	0.60
2014-09-01	MAIL	Mail.ru Gdr	D	-2.90	0.30					
2014-09-01	YOKU	Youku Tudou Sp Adr	D	-2.91	0.30					
2014-09-01	2282	Mgm China	C	-1.88	1.10	SCHW	Charles Schwab	A	2.37	1.10
2014-09-01	YNDX	Yandex	C	-1.89	0.50	CSC	Computer Sciences	A	2.44	0.50
2014-09-01	GRFS	Grifols, Adr	C	-1.86	0.40	ESRX	Express Scripts	A	2.35	0.40
2014-09-01	RESI	Altisource Residential	C	-1.88	0.60	MCO	Moody's	A	2.46	0.60
2014-09-01	AAMC	Altisource Asset Management	C	-1.89	0.20	ALL	Allstate	A	2.45	0.20
2014-10-01	ADN	Aberdeen Asset Management	C	-1.86	0.40	NI	Nisource	A	2.87	0.40
2014-10-01	TW6	Towers Watson & Co	D	-2.87	0.30	URI	United Rentals	A	2.64	0.30
2014-10-01	ABF	Associated British Foods	C	-1.86	0.60	STZ	Constellation Brands	A	2.79	0.60
2014-10-01	DMGT	Daily Mail & General Trust	C	-1.88	1.20	DLPH	Delphi Automotive	A	2.52	1.20
2014-10-01	27	Galaxy Entertainment	C	-1.91	1.50	KORS	Michael Kors	A	2.50	1.50
2014-10-01	SAP	Sap	C	-1.85	0.40	ALL	Allstate	A	2.45	0.40
2014-10-01	MPEL	Melco Crown Sp Adr	D	-2.91	0.60					
2014-10-01	CRAY	Cray	C	-1.89	0.50	HPQ	Hewlett-Packard	A	2.49	0.50
2014-10-01	FMC	Fmc	D	-2.89	0.40	LYB	Lyondellbasell Industries	A	2.48	0.40
2014-10-01	880	Kingfisher	D	-2.88	0.50	PPG	Ppg Industries	A	2.44	0.50
2014-10-01	3382	Seven & I	C	-1.84	0.20	WHR	Whirlpool	A	2.43	0.20
2014-10-01	MOT	Motorola Solutions	D	-2.85	0.50	WDC	Western Digital	A	2.47	0.50
2014-10-01	OCN	Ocwen Financial	D	-2.93	0.20					
2014-10-01	ORCL	Oracle	C	-1.85	0.60	CSC	Computer Sciences	A	2.44	0.60
2014-10-01	BAB	Babcock International	D	-2.86	0.30	SWY	Safeway Inc	A	2.43	0.30

Date	Ticker	Name	R	SM	W (%)	Ticker	Name	R	SM	W (%)
2014-10-01	SLB	Schlumberger	C	-1.86	1.00	HP	Helmerich & Payne	A	2.40	1.00
2014-10-01	AGI	Alliance Global	C	-1.86	0.40	CTAS	Cintas	A	2.43	0.40
2014-10-01	AMZN	Amazon.com	D	-2.85	1.20	LUV	Southwest Airlines	A	2.62	1.20
2014-10-01	USM	United States Cellular	D	-2.88	0.10	AMP	Ameriprise Financial	A	2.53	0.10
2014-10-01	LB-TYK	Liberty Global	C	-1.84	0.10	DIS	Walt Disney	A	2.50	0.10
2014-10-01	BSX	Boston Scientific	C	-1.86	0.30	ANTM	Anthem	A	2.36	0.30
2014-10-01	GRMN	Garmin	C	-1.86	0.50	SNDK	Sandisk Corp	A	2.40	0.50
2014-10-01	ABCO	Advisory Board	D	-2.89	0.20	R	Ryder System	A	2.44	0.20
2014-10-01	ASPS	Altisource Portfolio Solutions	D	-2.91	0.00					
2014-10-01	PSM	Prosiebensat.1 Media	D	-2.85	0.80	EFX	Equifax	A	2.41	0.80
2014-10-01	CSGP	Costar	D	-2.88	0.10	LMT	Lockheed Martin	A	2.44	0.10
2014-10-01	ITRK	Intertek	D	-2.86	0.40	CVS	Cvs Health	A	2.41	0.40
2014-10-01	SYNN	Syngenta	D	-2.86	0.40	SNA	Snap-on	A	2.41	0.40
2014-10-01	JW.A	John Wiley & Sons	C	-1.85	0.40	CMG	Chipotle Mexican Grill	A	2.47	0.40
2014-10-01	STJ	St Jude Medical Inc	C	-1.86	0.60	MNK	Mallinckrodt	A	2.36	0.60
2014-10-01	DEC	Jc Decaux	D	-2.87	0.40	FISV	Fiserv	A	2.40	0.40
2014-10-01	LBTYA	Liberty Global	C	-1.84	0.30	PCLN	The Priceline	A	2.43	0.30
2014-10-01	WDH	William Demant Hldg	D	-2.86	0.60	ECL	Ecolab	A	2.39	0.60
2014-10-01	2454	Mediatek Incorporation	C	-1.86	0.60	LRCX	Lam Research	A	2.39	0.60
2014-10-01	GRF	Grifols	C	-1.87	0.60	BLK	Blackrock	A	2.38	0.60
2014-10-01	PCS	T-Mobile US Inc.	C	-1.87	0.40	FTR	Frontier Communications	A	2.28	0.40
2014-10-01	3988	Bank Of China	C	-1.85	0.00	SCHW	Charles Schwab	A	2.37	0.00
2014-10-01	KBR	Kbr	D	-2.92	0.00					
2014-10-01	1928	Sands China	D	-2.90	0.40	GMCR	Keurig Green Mountain	A	2.37	0.40
2014-10-01	881	Zhongsheng	D	-2.90	0.10	SRE	Sempra Energy	A	2.35	0.10
2014-10-01	AVN	Avanti Coms Group	D	-2.91	0.20					
2014-10-01	PODD	Insulet	D	-2.88	0.40	ZBH	Zimmer Biomet	A	2.35	0.40
2014-10-01	LULU	Lululemon Athletica	D	-2.91	1.30					
2014-10-01	TCG	Thomas Cook	D	-2.90	0.60	GOOGL	Google Class A	A	2.35	0.60
2014-10-01	P	Pandora Media	D	-2.90	0.10					
2014-10-01	MAIL	Mail.ru Gdr	D	-2.90	0.30					
2014-10-01	YOKU	Youku Tudou Sp Adr	D	-2.92	0.20					
2014-10-01	2282	Mgm China	D	-2.90	1.00		Berkshire Hathaway B	A	2.35	1.00
2014-10-01	SFM	Sprouts Farmers Market	D	-2.90	0.20					
2014-10-01	CJES	C&J Energy Services	C	-1.86	0.10	XEC	Cimarex Energy	A	2.32	0.10
2014-10-01	YNDX	Yandex	D	-2.90	0.50					
2014-10-01	GRFS	Grifols, Adr	C	-1.88	0.40	AGN	Allergan	A	2.34	0.40
2014-10-01	EVHC	Envision Health	C	-1.84	0.40	MDT	Medtronic	A	2.33	0.40
2014-10-01	RESI	Altisource Residential	D	-2.89	0.60	DFS	Discover Financial Services	A	2.46	0.60
2014-10-01	AAMC	Altisource Asset Management	C	-1.90	0.10	MCO	Moody's	A	2.45	0.10
2014-11-03	ABF	Associated British Foods	C	-1.86	0.60	NI	Nisource	A	2.90	0.60
2014-11-03	DMGT	Daily Mail & General Trust	D	-2.88	1.20	DLPH	Delphi Automotive	A	2.59	1.20
2014-11-03	27	Galaxy Entertainment	D	-2.89	1.70	WHR	Whirlpool	A	2.52	1.70
2014-11-03	SAP	Sap	D	-2.85	0.40	LMT	Lockheed Martin	A	2.47	0.40
2014-11-03	MPEL	Melco Crown Sp Adr	D	-2.90	0.60					
2014-11-03	FITB	Fifth Third Bancorp	D	-2.86	0.30	AMP	Ameriprise Financial	A	2.56	0.30
2014-11-03	FMC	Fmc	D	-2.89	0.30	LYB	Lyondellbasell Industries	A	2.40	0.30
2014-11-03		Kingfisher	D	-2.89	0.50	DFS	Discover Financial Services	A	2.46	0.50

Date	Ticker	Name	R	SM	W (%)	Ticker	Name	R	SM	W (%)
2014-11-03	HAL	Halliburton	C	-1.88	0.20	HP	Helmerich & Payne	A	2.36	0.20
2014-11-03	880	Sjm	D	-2.90	0.20					
2014-11-03	3382	Seven & I	C	-1.84	0.20	SNA	Snap-on	A	2.46	0.20
2014-11-03	TRMB	Trimble	D	-2.89	0.30	URI	United Rentals	A	2.68	0.30
2014-11-03	OCN	Ocwen Financial	D	-2.94	0.20					
2014-11-03	ORCL	Oracle	C	-1.85	0.50	HPQ	Hewlett-Packard	A	2.51	0.50
2014-11-03	BAB	Babcock International	D	-2.86	0.30	PCLN	The Priceline	A	2.45	0.30
2014-11-03	SLB	Schlumberger	C	-1.86	1.00	WMB	Williams Companies	A	2.28	1.00
2014-11-03	AGI	Alliance Global	D	-2.86	0.30	CTAS	Cintas	A	2.45	0.30
2014-11-03	TMO	Thermo Fisher Scientific	C	-1.84	2.60	ZBH	Zimmer Biomet	A	2.39	2.60
2014-11-03	AMZN	Amazon.com	D	-2.86	1.10	LUV	Southwest Airlines	A	2.68	1.10
2014-11-03	USM	United States Cellular	D	-2.87	0.10	MCO	Moody's	A	2.48	0.10
2014-11-03	GRMN	Garmin	C	-1.85	0.50	WDC	Western Digital	A	2.50	0.50
2014-11-03	960	Longfor Properties	D	-2.86	0.00	CVS	Cvs Health	A	2.45	0.00
2014-11-03	ASPS	Altisource Portfolio Solutions	D	-2.93	0.00					
2014-11-03	MYGN	Myriad Genetics	C	-1.84	1.00	ANTM	Anthem	A	2.39	1.00
2014-11-03	ITRK	Intertek	D	-2.85	0.40	R	Ryder System	A	2.44	0.40
2014-11-03	SYNN	Syngenta	D	-2.86	0.40	GMCR	Keurig Green Mountain	A	2.44	0.40
2014-11-03	JW.A	John Wiley & Sons	C	-1.84	0.40	DIS	Walt Disney	A	2.53	0.40
2014-11-03	STJ	St Jude Medical Inc	C	-1.85	0.60	MNK	Mallinckrodt	A	2.38	0.60
2014-11-03	DEC	Jc Decaux	D	-2.87	0.40	SWY	Safeway Inc	A	2.43	0.40
2014-11-03	2018	Aac Technologies	C	-1.85	1.00	FISV	Fiserv	A	2.43	1.00
2014-11-03	VZ	Verizon Communications	C	-1.84	0.80	FTR	Frontier Communications	A	2.28	0.80
2014-11-03	WDH	William Demant Hldg	D	-2.86	0.50	EFX	Equifax	A	2.43	0.50
2014-11-03	2454	Mediatek Incorporation	C	-1.86	0.50	LRCX	Lam Research	A	2.42	0.50
2014-11-03	GRF	Grifols	D	-2.87	0.60	BLK	Blackrock	A	2.40	0.60
2014-11-03	PCS	T-Mobile US Inc.	C	-1.86	0.40	WIN	Windstream Holdings	A	2.24	0.40
2014-11-03	939	China Construction Bank	C	-1.84	0.20	ECL	Ecolab	A	2.38	0.20
2014-11-03	KBR	Kbr	D	-2.91	0.00					
2014-11-03	1928	Sands China Industrial And	D	-2.88	0.40	SRE	Sempra Energy	A	2.37	0.40
2014-11-03	1398	Commercial Bank Of China	C	-1.84	0.30	SCHW	Charles Schwab	A	2.37	0.30
2014-11-03	881	Zhongsheng	D	-2.91	0.10					
2014-11-03	LULU	Lululemon Athletica	D	-2.91	1.20					
2014-11-03	TCG	Thomas Cook	D	-2.89	0.60	ORLY	O'reilly Automotive	A	2.37	0.60
2014-11-03	1288	Agricultural Bank Of China	C	-1.84	0.90	AA	Alcoa	A	2.37	0.90
2014-11-03	GET	Groupe Eurotunnel	C	-1.84	0.50	MDT	Medtronic	A	2.36	0.50
2014-11-03	P	Pandora Media	D	-2.92	0.00					
2014-11-03	MAIL	Mail.ru Gdr	D	-2.91	0.30					
2014-11-03	YOKU	Youku Tudou Sp Adr	D	-2.91	0.20					
2014-11-03	2282	Mgm China	D	-2.88	1.10		Berkshire Hathaway B	A	2.36	1.10
2014-11-03	SFM	Sprouts Farmers Market	D	-2.90	0.20	CMG	Chipotle Mexican Grill	A	2.45	0.20
2014-11-03	CJES	C&J Energy Services	C	-1.91	0.10	TSO	Tesoro	A	2.26	0.10
2014-11-03	YNDX	Yandex	D	-2.90	0.50	CSC	Computer Sciences	A	2.45	0.50
2014-11-03	GRFS	Grifols, Adr	C	-1.88	0.40	AGN	Allergan	A	2.37	0.40
2014-11-03	RESI	Altisource Residential	D	-2.89	0.50	ALL	Allstate	A	2.48	0.50
2014-11-03	AAMC	Altisource Asset Management Gw	D	-2.92	0.10					
2014-11-03	GWPH	Pharmaceuticals Adr	C	-1.88	0.30	ESRX	Express Scripts	A	2.36	0.30
2014-12-01	UCB	Ucb	C	-1.86	0.70	NI	Nisource	A	2.88	0.70

Date	Ticker	Name	R	SM	W (%)	Ticker	Name	R	SM	W (%)
2014-12-01	DMGT	Daily Mail & General Trust	D	-2.87	1.20	WHR	Whirlpool	A	2.56	1.20
2014-12-01	27	Galaxy Entertainment	D	-2.90	1.60	HPQ	Hewlett-Packard	A	2.55	1.60
2014-12-01	MPEL	Melco Crown Sp Adr	D	-2.91	0.50					
2014-12-01	FITB	Fifth Third Bancorp	D	-2.86	0.30	AMP	Ameriprise Financial	A	2.58	0.30
2014-12-01	FMC	Fmc	D	-2.89	0.30	AA	Alcoa	A	2.37	0.30
2014-12-01		Kingfisher	D	-2.88	0.50	WDC	Western Digital	A	2.51	0.50
2014-12-01	HAL	Halliburton	C	-1.91	0.20	HP	Helmerich & Payne	A	2.29	0.20
2014-12-01	880	Sjm	D	-2.91	0.10					
2014-12-01	TRMB	Trimble	D	-2.89	0.30	URI	United Rentals	A	2.65	0.30
2014-12-01	OCN	Ocwen Financial	D	-2.94	0.20					
2014-12-01	SIVB	Svb Financial	C	-1.87	0.80	MHFI	McGraw Hill Fin	A	2.56	0.80
2014-12-01	SLB	Schlumberger	C	-1.88	0.80	TSO	Tesoro	A	2.26	0.80
2014-12-01	AGI	Alliance Global	D	-2.87	0.30	ALL	Allstate	A	2.50	0.30
2014-12-01	AKRA	Akr Corporindo	C	-1.86	0.60	MCO	Moody's	A	2.49	0.60
2014-12-01	LNG	Cheniere Energy	C	-1.87	0.50	KMI	Kinder Morgan	A	2.22	0.50
2014-12-01	MTN	Mtn	C	-1.87	0.40	DFS	Discover Financial Services	A	2.47	0.40
2014-12-01	NFLX	Netflix	C	-1.88	2.80	LUV	Southwest Airlines	A	2.77	2.80
2014-12-01	ASPS	Altisource Portfolio Solutions	D	-2.95	0.00					
2014-12-01	MSB	Mesoblast	D	-2.88	0.60	CSC	Computer Sciences	A	2.47	0.60
2014-12-01	MYGN	Myriad Genetics	C	-1.87	0.90	AGN	Allergan	A	2.40	0.90
2014-12-01	ITRK	Intertek	D	-2.88	0.30	CVS	Cvs Health	A	2.47	0.30
2014-12-01	SYNN	Syngenta	D	-2.85	0.40	LMT	Lockheed Martin	A	2.47	0.40
2014-12-01	JW.A	John Wiley & Sons	C	-1.84	0.40	DIS	Walt Disney	A	2.53	0.40
2014-12-01	DEC	Jc Decaux	D	-2.87	0.40	CMG	Chipotle Mexican Grill	A	2.47	0.40
2014-12-01	2018	Aac Technologies	C	-1.86	0.90	SNA	Snap-on	A	2.46	0.90
2014-12-01	WDH	William Demant Hldg	D	-2.87	0.50	R	Ryder System	A	2.46	0.50
2014-12-01	2454	Mediatek Incorporation	C	-1.86	0.60	EFX	Equifax	A	2.45	0.60
2014-12-01	SAN	Banco Santander	C	-1.85	0.40	CTAS	Cintas	A	2.45	0.40
2014-12-01	PCS	T-Mobile US Inc.	D	-2.86	0.40	LVLTL	Level 3 Communications	A	2.38	0.40
2014-12-01	939	China Construction Bank	C	-1.84	0.20	FISV	Fiserv	A	2.44	0.20
2014-12-01	KBR	Kbr	D	-2.92	0.00					
2014-12-01	1928	Sands China Industrial And	D	-2.89	0.40	LRCX	Lam Research	A	2.43	0.40
2014-12-01	1398	Commercial Bank Of China	C	-1.84	0.30	SWY	Safeway Inc	A	2.43	0.30
2014-12-01	881	Zhongsheng	D	-2.91	0.10					
2014-12-01	LULU	Lululemon Athletica	D	-2.90	1.40	DLPH	Delphi Automotive	A	2.62	1.40
2014-12-01	1288	Agricultural Bank Of China	C	-1.84	0.90	BLK	Blackrock	A	2.42	0.90
2014-12-01	P	Pandora Media	D	-2.92	0.00					
2014-12-01	MC0	Global Logistic Properties	D	-2.85	0.10	GMCR	Keurig Green Mountain	A	2.40	0.10
2014-12-01	MAIL	Mail.ru Gdr	D	-2.92	0.30					
2014-12-01	YOKU	Youku Tudou Sp Adr	D	-2.92	0.20					
2014-12-01	2282	Mgm China	D	-2.89	1.00	MDT	Medtronic	A	2.39	1.00
2014-12-01	CJES	C&J Energy Services	D	-2.93	0.00					
2014-12-01	YNDX	Yandex	D	-2.91	0.40					
2014-12-01	BKIA	Bankia	C	-1.86	0.30	ORLY	O'reilly Automotive	A	2.38	0.30
2014-12-01	GRFS	Grifols, Adr	C	-1.87	0.40	ANTM	Anthem	A	2.39	0.40
2014-12-01	EVHC	Envision Health	C	-1.83	0.40	ZBH	Zimmer Biomet	A	2.39	0.40
2014-12-01	RESI	Altisource Residential	D	-2.91	0.40					
2014-12-01	AAMC	Altisource Asset Management Gw	D	-2.93	0.10					
2014-12-01	GWPH	Pharmaceuticals Adr	C	-1.89	0.30	ESRX	Express Scripts	A	2.39	0.30
2015-01-01	VMW	Vmware	D	-2.88	0.10	HPQ	Hewlett-Packard	A	2.57	0.10
2015-01-01	KER	Kering	C	-1.84	0.60	NI	Nisource	A	2.90	0.60



Date	Ticker	Name	R	SM	W (%)	Ticker	Name	R	SM	W (%)
2015-01-01	UCB	Ucb	C	-1.86	0.20	DLPH	Delphi Automotive	A	2.62	0.20
2015-01-01	DMGT	Daily Mail & General Trust	D	-2.87	1.20	WHR	Whirlpool	A	2.59	1.20
2015-01-01	27	Galaxy Entertainment	D	-2.91	1.30					
2015-01-01	MPEL	Melco Crown Sp Adr	D	-2.91	0.60					
2015-01-01	FMC	Fmc	D	-2.89	0.40	LYB	Lyondellbasell Industries	A	2.36	0.40
2015-01-01	WMH	William Hill	C	-1.83	0.50	ALL	Allstate	A	2.52	0.50
2015-01-01	PCLN	The Priceline	D	-2.86	0.40	LUV	Southwest Airlines	A	2.81	0.40
2015-01-01	880	Sjm	D	-2.93	0.10					
2015-01-01	TRMB	Trimble	D	-2.89	0.40	URI	United Rentals	A	2.62	0.40
2015-01-01	OCN	Ocwen Financial	D	-2.96	0.20					
2015-01-01	HSBA	Hsbc	C	-1.85	0.30	CMG	Chipotle Mexican Grill	A	2.48	0.30
2015-01-01	SIVB	Svb Financial	C	-1.85	1.00	AMP	Ameriprise Financial	A	2.59	1.00
2015-01-01	SLB	Schlumberger	C	-1.88	0.60	TSO	Tesoro	A	2.26	0.60
2015-01-01	AGI	Alliance Global	D	-2.88	0.30	SNA	Snap-on	A	2.47	0.30
2015-01-01	AKRA	Akr Corporindo	C	-1.88	0.50	DFS	Discover Financial Services	A	2.47	0.50
2015-01-01	AMZN	Amazon.com	D	-2.85	1.10	RCL	Royal Caribbean Cruises	A	2.61	1.10
2015-01-01	RSA	Rsa Insurance	C	-1.85	0.30	LMT	Lockheed Martin	A	2.47	0.30
2015-01-01	LNG	Cheniere Energy	C	-1.86	1.10	KMI	Kinder Morgan	A	2.23	1.10
2015-01-01	MTN	Mtn	C	-1.86	0.50	MCO	Moody's	A	2.47	0.50
2015-01-01	NFLX	Netflix	D	-2.88	3.00	DIS	Walt Disney	A	2.54	3.00
2015-01-01	9984	Softbank	C	-1.86	1.20	CSC	Computer Sciences	A	2.47	1.20
2015-01-01	MSB	Mesoblast	D	-2.87	0.70	R	Ryder System	A	2.46	0.70
2015-01-01	ITRK	Intertek	D	-2.87	0.30	EFX	Equifax	A	2.46	0.30
2015-01-01	SYNN	Syngenta	D	-2.85	0.50	SWY	Safeway Inc	A	2.44	0.50
2015-01-01	DTV	DIRECTV	C	-1.84	0.50	CVS	Cvs Health	A	2.50	0.50
2015-01-01	PKI	Perkinelmer	C	-1.85	0.70	CTAS	Cintas	A	2.49	0.70
2015-01-01	QGEN	Qiagen	C	-1.84	0.30	BIIB	Biogen	A	3.00	0.30
2015-01-01	2018	Aac Technologies	C	-1.87	0.90	FISV	Fiserv	A	2.44	0.90
2015-01-01	2454	Mediatek Incorporation	C	-1.86	0.70	LRCX	Lam Research	A	2.42	0.70
2015-01-01	SAN	Banco Santander	C	-1.85	0.50	BLK	Blackrock	A	2.42	0.50
2015-01-01	PCS	T-Mobile US Inc.	D	-2.87	0.40	LVL	Level 3 Communications	A	2.39	0.40
2015-01-01	PFG	Principal Financial	C	-1.84	0.60	MHFI	McGraw Hill Fin	A	2.54	0.60
2015-01-01	1928	Sands China	D	-2.90	0.30					
2015-01-01	P	Pandora Media	D	-2.92	0.00					
2015-01-01	MAIL	Mail.ru Gdr	D	-2.94	0.20					
2015-01-01	YOKU	Youku Tudou Sp Adr	D	-2.92	0.20					
2015-01-01	2282	Mgm China	D	-2.91	0.80					
2015-01-01	CJES	C&J Energy Services	D	-2.93	0.00					
2015-01-01	YNDX	Yandex	D	-2.93	0.30					
2015-01-01	BKIA	Bankia	D	-2.87	0.30	ORLY	O'reilly Automotive	A	2.40	0.30
2015-01-01	GRFS	Grifols, Adr	D	-2.88	0.40	AGN	Allergan	A	2.40	0.40
2015-01-01	EVHC	Envision Health	C	-1.84	0.40	ZBH	Zimmer Biomet	A	2.40	0.40
2015-01-01	RESI	Altisource Residential	D	-2.91	0.40					
2015-01-01	AAMC	Altisource Asset Management	D	-2.95	0.10					
2015-01-01	GWPH	Gw Pharmaceuticals Adr	C	-1.89	0.30	MNK	Mallinckrodt	A	2.40	0.30
2015-01-01	GOOGL	Alphabet	D	-2.86	1.30	WDC	Western Digital	A	2.55	1.30
2015-02-02	VMW	Vmware	D	-2.88	0.10	HPQ	Hewlett-Packard	A	2.52	0.10
2015-02-02	UCB	Ucb	C	-1.85	0.20	NI	Nisource	A	2.93	0.20
2015-02-02	27	Galaxy Entertainment	D	-2.92	1.20					
2015-02-02	CTL	Centurylink	C	-1.85	0.20	LVL	Level 3 Communications	A	2.39	0.20
2015-02-02	MPEL	Melco Crown Sp Adr	D	-2.91	0.60					
2015-02-02	FITB	Fifth Third Bancorp	D	-2.86	0.30	AMP	Ameriprise Financial	A	2.57	0.30
2015-02-02	FMC	Fmc	D	-2.88	0.40	AA	Alcoa	A	2.35	0.40



Date	Ticker	Name	R	SM	W (%)	Ticker	Name	R	SM	W (%)
2015-02-02	PCLN	The Priceline	D	-2.88	0.40	LUV	Southwest Airlines	A	2.85	0.40
2015-02-02	880	Sjm	D	-2.93	0.10					
2015-02-02	TRMB	Trimble	D	-2.90	0.30					
2015-02-02	OCN	Ocwen Financial	D	-2.98	0.10					
2015-02-02	HSBA	Hsbc	D	-2.85	0.30	WHR	Whirlpool	A	2.61	0.30
2015-02-02	SLB	Schlumberger	D	-2.88	0.60	TSO	Tesoro	A	2.29	0.60
2015-02-02	TDS	Telephone And Data Systems	D	-2.85	0.30	FTR	Frontier Communications	A	2.31	0.30
2015-02-02	AGI	Alliance Global	D	-2.86	0.30	DLPH	Delphi Automotive	A	2.60	0.30
2015-02-02	AKRA	Akr Corporindo	D	-2.86	0.60	DIS	Walt Disney	A	2.53	0.60
2015-02-02	RSA	Rsa Insurance	C	-1.85	0.30	ALL	Allstate	A	2.52	0.30
2015-02-02	LNG	Cheniere Energy	C	-1.86	1.10	KMI	Kinder Morgan	A	2.22	1.10
2015-02-02	MTN	Mtn	C	-1.87	0.50	CVS	Cvs Health	A	2.52	0.50
2015-02-02	9984	Softbank	D	-2.87	1.10	CMG	Chipotle Mexican Grill	A	2.50	1.10
2015-02-02	MSB	Mesoblast	D	-2.88	0.60	CTAS	Cintas	A	2.50	0.60
2015-02-02	ITRK	Intertek	D	-2.88	0.30	EFX	Equifax	A	2.48	0.30
2015-02-02	DTV	DIRECTV	C	-1.84	0.40	RCL	Royal Caribbean Cruises	A	2.55	0.40
2015-02-02	PKI	Perkinelmer	C	-1.84	0.70	URI	United Rentals	A	2.52	0.70
2015-02-02	SAN	Banco Santander	C	-1.87	0.40	LMT	Lockheed Martin	A	2.46	0.40
2015-02-02	PFG	Principal Financial	C	-1.85	0.50	MHFI	McGraw Hill Fin	A	2.54	0.50
2015-02-02	TMH	Team Hlth Hldgs	C	-1.86	0.20	BIIB	Biogen	A	3.00	0.20
2015-02-02	1928	Sands China	D	-2.91	0.30					
2015-02-02	P	Pandora Media	D	-2.93	0.00					
2015-02-02	MAIL	Mail.ru Gdr	D	-2.95	0.20					
2015-02-02	YOKU	Youku Tudou Sp Adr	D	-2.92	0.20					
2015-02-02	2282	Mgm China	D	-2.91	0.80					
2015-02-02	CJES	C&J Energy Services	D	-2.95	0.00					
2015-02-02	YNDX	Yandex	D	-2.94	0.30					
2015-02-02	BKIA	Bankia	D	-2.88	0.30	SNA	Snap-on	A	2.46	0.30
2015-02-02	GRFS	Grifols, Adr	D	-2.88	0.40	HCA	Hca	A	2.66	0.40
2015-02-02	RESI	Altisource Residential	D	-2.91	0.40					
2015-02-02	AAMC	Altisource Asset Management Gw	D	-2.98	0.10					
2015-02-02	GWPH	Pharmaceuticals Adr	C	-1.89	0.30	MNK	Mallinckrodt	A	2.43	0.30
2015-02-02	GOOGL	Alphabet	D	-2.85	1.30	WDC	Western Digital	A	2.49	1.30
2015-03-02	VMW	Vmware	D	-2.87	0.10	WDC	Western Digital	A	2.54	0.10
2015-03-02	7732	Topcon	C	-1.85	0.20	NI	Nisource	A	2.90	0.20
2015-03-02	27	Galaxy Entertainment	D	-2.92	1.10					
2015-03-02	CTL	Centurylink	C	-1.85	0.20	LVLT	Level 3 Communications	A	2.42	0.20
2015-03-02	FITB	Fifth Third Bancorp	D	-2.84	0.30	MHFI	McGraw Hill Fin	A	2.62	0.30
2015-03-02	880	Sjm	D	-2.93	0.10					
2015-03-02	TRMB	Trimble	D	-2.89	0.30	URI	United Rentals	A	2.58	0.30
2015-03-02	OCN	Ocwen Financial	D	-2.98	0.10					
2015-03-02	BAB	Babcock International	D	-2.86	0.30	LUV	Southwest Airlines	A	2.85	0.30
2015-03-02	HSBA	Hsbc	D	-2.85	0.30	DLPH	Delphi Automotive	A	2.68	0.30
2015-03-02	SLB	Schlumberger	D	-2.88	0.50	TSO	Tesoro	A	2.32	0.50
2015-03-02	RSA	Rsa Insurance	D	-2.85	0.30	WHR	Whirlpool	A	2.65	0.30
2015-03-02	INTC	Intel	C	-1.85	0.40	CSC	Computer Sciences	A	2.53	0.40
2015-03-02	GRMN	Garmin	D	-2.86	0.20	HPQ	Hewlett-Packard	A	2.50	0.20
2015-03-02	MTN	Mtn	C	-1.87	0.50	DIS	Walt Disney	A	2.61	0.50
2015-03-02	9984	Softbank	D	-2.86	1.10	RCL	Royal Caribbean Cruises	A	2.59	1.10
2015-03-02	MSB	Mesoblast	D	-2.85	0.60	CVS	Cvs Health	A	2.54	0.60
2015-03-02	ITRK	Intertek	D	-2.86	0.30	ALL	Allstate	A	2.52	0.30
2015-03-02	PKI	Perkinelmer	C	-1.84	0.70	CTAS	Cintas	A	2.52	0.70
2015-03-02	SAN	Banco Santander	C	-1.86	0.40	SNA	Snap-on	A	2.51	0.40
2015-03-02	PFG	Principal Financial	C	-1.84	0.60	AMP	Ameriprise Financial	A	2.60	0.60
2015-03-02	TMH	Team Hlth Hldgs	C	-1.84	0.20	BIIB	Biogen	A	3.00	0.20
2015-03-02	1928	Sands China	D	-2.91	0.30					
2015-03-02	BIDU	Baidu Adr	C	-1.86	1.60	LRCX	Lam Research	A	2.45	1.60
2015-03-02	AVN	Avanti Coms Group	C	-1.85	0.20	LMT	Lockheed Martin	A	2.50	0.20

Date	Ticker	Name	R	SM	W (%)	Ticker	Name	R	SM	W (%)
2015-03-02	PODD	Insulet	D	-2.89	0.30	HCA	Hca	A	2.68	0.30
2015-03-02	P	Pandora Media	D	-2.94	0.00					
2015-03-02	MAIL	Mail.ru Gdr	D	-2.93	0.20					
2015-03-02	YOKU	Youku Tudou Sp Adr	D	-2.93	0.20					
2015-03-02	2282	Mgm China	D	-2.92	0.70					
2015-03-02	CJES	C&J Energy Services	D	-2.94	0.00					
2015-03-02	YNDX	Yandex	D	-2.94	0.30					
2015-03-02	BKIA	Bankia	D	-2.86	0.30	FISV	Fiserv	A	2.49	0.30
2015-03-02	GRFS	Grifols, Adr	D	-2.89	0.40	HSP	Hospira	A	2.48	0.40
2015-03-02	RESI	Altisource Residential	D	-2.90	0.50	EFX	Equifax	A	2.53	0.50
2015-03-02	AAMC	Altisource Asset Management	D	-2.97	0.10					
2015-04-01	AIG	American International	C	-1.84	0.60	MHFI	McGraw Hill Fin	A	2.63	0.60
2015-04-01	VMW	Vmware	D	-2.88	0.10	CSC	Computer Sciences	A	2.48	0.10
2015-04-01	ABF	Associated British Foods	C	-1.86	0.50	HBI	Hanesbrands	A	3.00	0.50
2015-04-01	27	Galaxy Entertainment	D	-2.93	1.00					
2015-04-01	CTL	Centurylink	C	-1.86	0.10	LVLT	Level 3 Communications	A	2.42	0.10
2015-04-01	CRAY	Cray	C	-1.87	0.50	LRCX	Lam Research	A	2.37	0.50
2015-04-01	FITB	Fifth Third Bancorp	D	-2.85	0.30	AMP	Ameriprise Financial	A	2.58	0.30
2015-04-01	STT	State Street	C	-1.85	0.10	EFX	Equifax	A	2.52	0.10
2015-04-01	880	Sjm	D	-2.94	0.10					
2015-04-01	TRMB	Trimble	D	-2.90	0.30	CTAS	Cintas	A	2.51	0.30
2015-04-01	BAB	Babcock International	D	-2.86	0.30	NI	Nisource	A	2.94	0.30
2015-04-01	HSBA	Hsbc	D	-2.85	0.30	DLPH	Delphi Automotive	A	2.67	0.30
2015-04-01	SLB	Schlumberger	D	-2.88	0.50	TSO	Tesoro	A	2.32	0.50
2015-04-01	USM	United States Cellular	D	-2.84	0.00	ALL	Allstate	A	2.52	0.00
2015-04-01	RSA	Rsa Insurance	D	-2.86	0.30	WHR	Whirlpool	A	2.61	0.30
2015-04-01	INTC	Intel	C	-1.86	0.40	SWKS	Skyworks Solutions	A	2.36	0.40
2015-04-01	MTN	Mtn	D	-2.86	0.50	RCL	Royal Caribbean Cruises	A	2.61	0.50
2015-04-01	9984	Softbank	D	-2.87	1.50	DIS	Walt Disney	A	2.61	1.50
2015-04-01	MSB	Mesoblast	D	-2.87	0.50	CVS	Cvs Health	A	2.53	0.50
2015-04-01	MYGN	Myriad Genetics	D	-2.85	0.90	BIIB	Biogen	A	3.00	0.90
2015-04-01	STX	Seagate Technology	C	-1.87	0.60	NVDA	Nvidia	A	2.29	0.60
2015-04-01	STJ	St Jude Medical Inc	C	-1.84	0.60	HCA	Hca	A	2.71	0.60
2015-04-01	AIRA	Airasia	C	-1.87	0.20	SNA	Snap-on	A	2.51	0.20
2015-04-01	2688	Enn Energy	D	-2.87	0.40	FISV	Fiserv	A	2.49	0.40
2015-04-01	PFG	Principal Financial	C	-1.84	0.50	BLK	Blackrock	A	2.43	0.50
2015-04-01	1928	Sands China	D	-2.92	0.30					
2015-04-01	3765	Gungho Online Entertainment	D	-2.90	0.10	LMT	Lockheed Martin	A	2.49	0.10
2015-04-01	BIDU	Baidu Adr	C	-1.86	1.20	BRCM	Broadcom Corp	A	2.29	1.20
2015-04-01	TSGI	The Stars	C	-1.87	1.00	R	Ryder System	A	2.47	1.00
2015-04-01	AVN	Avanti Coms Group	C	-1.87	0.20	ANTM	Anthem	A	2.47	0.20
2015-04-01	PODD	Insulet	D	-2.89	0.30	MNK	Mallinckrodt	A	2.50	0.30
2015-04-01	P	Pandora Media	D	-2.93	0.00					
2015-04-01	MAIL	Mail.ru Gdr	D	-2.92	0.20					
2015-04-01	2282	Mgm China	D	-2.93	0.40					
2015-04-01	YNDX	Yandex	D	-2.94	0.20					
2015-04-01	BKIA	Bankia	D	-2.86	0.20	CMG	Chipotle Mexican Grill	A	2.46	0.20
2015-04-01	GRFS	Grifols, Adr	D	-2.88	0.40	HSP	Hospira	A	2.48	0.40
2015-04-01	YY	Yy Incorporation Adr	D	-2.90	0.50					
2015-04-01	AAMC	Altisource Asset Management	D	-2.97	0.20					
2015-04-01	FOXA	Twenty-first Century Fox	C	-1.86	0.30	LUV	Southwest Airlines	A	2.83	0.30
2015-05-01	ABF	Associated British Foods	C	-1.85	0.50	NI	Nisource	A	2.93	0.50
2015-05-01	27	Galaxy Entertainment	D	-2.92	1.00					

Date	Ticker	Name	R	SM	W (%)	Ticker	Name	R	SM	W (%)
2015-05-01	CTL	Centurylink	D	-2.86	0.10	LVLTL	Level 3 Communications	A	2.44	0.10
2015-05-01	MPEL	Melco Crown Sp Adr	D	-2.88	0.40	HBI	Hanesbrands	A	2.96	0.40
2015-05-01	CRAY	Cray	C	-1.87	0.50	CSC	Computer Sciences	A	2.48	0.50
2015-05-01	STT	State Street	C	-1.84	0.10	MHFI	McGraw Hill Fin	A	2.63	0.10
2015-05-01	880	Sjm	D	-2.94	0.10					
2015-05-01	TRMB	Trimble	D	-2.89	0.30	CTAS	Cintas	A	2.50	0.30
2015-05-01	MOT	Motorola Solutions	C	-1.86	0.40	LRCX	Lam Research	A	2.41	0.40
2015-05-01	BAB	Babcock International	D	-2.86	0.30	DLPH	Delphi Automotive	A	2.72	0.30
2015-05-01	UNP	Union Pacific	C	-1.86	0.80	FISV	Fiserv	A	2.48	0.80
2015-05-01	RSA	Rsa Insurance	D	-2.86	0.30	WHR	Whirlpool	A	2.54	0.30
2015-05-01	INTC	Intel	C	-1.85	0.40	SWKS	Skyworks Solutions	A	2.36	0.40
2015-05-01	MSB	Mesoblast	D	-2.86	0.50	SNA	Snap-on	A	2.53	0.50
2015-05-01	MYGN	Myriad Genetics	D	-2.84	0.90	BIIB	Biogen	A	3.00	0.90
2015-05-01	STX	Seagate Technology	C	-1.86	0.70	NVDA	Nvidia	A	2.31	0.70
2015-05-01	2454	Mediatek Incorporation	D	-2.87	0.60	CVS	Cvs Health	A	2.52	0.60
2015-05-01	AIRA	Airasia	C	-1.87	0.20	ALL	Allstate	A	2.51	0.20
2015-05-01	PFG	Principal Financial	C	-1.84	0.50	EFX	Equifax	A	2.55	0.50
2015-05-01	1928	Sands China	D	-2.92	0.30					
2015-05-01	BIDU	Baidu Adr	C	-1.87	1.10	BRCM	Broadcom Corp	A	2.30	1.10
2015-05-01	TSGI	The Stars	C	-1.88	1.00	R	Ryder System	A	2.48	1.00
2015-05-01	AVN	Avanti Coms Group	C	-1.86	0.30	HSP	Hospira	A	2.48	0.30
2015-05-01	PODD	Insulet	D	-2.91	0.30					
2015-05-01	2282	Mgm China	D	-2.93	0.40					
2015-05-01	SFM	Sprouts Farmers Market	C	-1.86	0.20	LUV	Southwest Airlines	A	2.82	0.20
2015-05-01	GRFS	Grifols, Adr	D	-2.85	0.40	HCA	Hca	A	2.70	0.40
2015-05-01	YY	Yy Incorporation Adr	D	-2.88	0.60	RHT	Red Hat	A	2.27	0.60
2015-05-01	AAMC	Altisource Asset Management	D	-2.97	0.20					
2015-05-01	FOXA	Twenty-first Century Fox	C	-1.85	0.30	DIS	Walt Disney	A	2.64	0.30
2015-06-01	KER	Kering	C	-1.86	0.40	DLPH	Delphi Automotive	A	2.74	0.40
2015-06-01	ABF	Associated British Foods	C	-1.85	0.50	WHR	Whirlpool	A	2.57	0.50
2015-06-01	2308	Delta Electronics	C	-1.87	0.40	EFX	Equifax	A	2.56	0.40
2015-06-01	MON	Monsanto	C	-1.85	0.60	HBI	Hanesbrands	A	2.98	0.60
2015-06-01	27	Galaxy Entertainment	D	-2.93	1.00					
2015-06-01	CTL	Centurylink	D	-2.87	0.10	LVLTL	Level 3 Communications	A	2.43	0.10
2015-06-01	MPEL	Melco Crown Sp Adr	D	-2.89	0.40	NI	Nisource	A	3.00	0.40
2015-06-01	CRAY	Cray	C	-1.85	0.50	CSC	Computer Sciences	A	2.50	0.50
2015-06-01	FMC	Fmc	C	-1.85	0.40	SIAL	Sigma Aldrich	A	2.34	0.40
2015-06-01	ADSK	Autodesk	C	-1.86	0.40	LRCX	Lam Research	A	2.44	0.40
2015-06-01	880	Sjm	D	-2.94	0.10					
2015-06-01	TRMB	Trimble	D	-2.90	0.30					
2015-06-01	MOT	Motorola Solutions	D	-2.86	0.40	SWKS	Skyworks Solutions	A	2.40	0.40
2015-06-01	UNP	Union Pacific	C	-1.86	0.70	CTAS	Cintas	A	2.54	0.70
2015-06-01	RSA	Rsa Insurance	D	-2.86	0.30	SNA	Snap-on	A	2.54	0.30
2015-06-01	INTC	Intel	C	-1.85	0.40	BRCM	Broadcom Corp	A	2.37	0.40
2015-06-01	MSB	Mesoblast	D	-2.86	0.50	EA	Electronic Arts	A	2.50	0.50
2015-06-01	REL	Relx	C	-1.85	0.40	FISV	Fiserv	A	2.50	0.40
2015-06-01	MYGN	Myriad Genetics	D	-2.85	0.80	BIIB	Biogen	A	3.00	0.80
2015-06-01	JW.A	John Wiley & Sons	C	-1.85	0.20	DIS	Walt Disney	A	2.64	0.20
2015-06-01	STX	Seagate Technology	D	-2.87	0.60	NVDA	Nvidia	A	2.31	0.60
2015-06-01	CCI	Crown Castle Intl Corp	C	-1.85	0.90	MHFI	McGraw Hill Fin	A	2.63	0.90
2015-06-01	2454	Mediatek Incorporation	D	-2.86	0.60	ALL	Allstate	A	2.49	0.60
2015-06-01	AIRA	Airasia	D	-2.88	0.20	HSP	Hospira	A	2.48	0.20
2015-06-01	1928	Sands China	D	-2.93	0.20					
2015-06-01	BIDU	Baidu Adr	C	-1.87	1.00	RHT	Red Hat	A	2.28	1.00
2015-06-01	TSGI	The Stars	C	-1.85	1.10	HSIC	Henry Schein	A	2.46	1.10
2015-06-01	PODD	Insulet	D	-2.90	0.30	HCA	Hca	A	2.78	0.30

Date	Ticker	Name	R	SM	W (%)	Ticker	Name	R	SM	W (%)
2015-06-01	PBYI	Puma Biotechnology	C	-1.90	0.90	MNK	Mallinckrodt	A	2.52	0.90
2015-06-01	2282	Mgm China	D	-2.94	0.30					
2015-06-01	SFM	Sprouts Farmers Market	C	-1.87	0.10	CVS	Cvs Health	A	2.53	0.10
2015-06-01	BKIA	Bankia	D	-2.85	0.10	R	Ryder System	A	2.46	0.10
2015-06-01	GRFS	Grifols, Adr	D	-2.85	0.40	ANTM	Anthem	A	2.52	0.40
2015-06-01	AAMC	Altisource Asset Management	D	-2.97	0.20					
2015-06-01	FOXA	Twenty-first Century Fox	D	-2.86	0.30	ORLY	O'reilly Automotive	A	2.46	0.30
2015-06-01	LE	Lands' End	D	-2.91	0.30					
2015-06-01	GOOG	Alphabet	D	-2.85	1.80	AKAM	Akamai Technologies	A	2.27	1.80
2015-07-01	ADN	Aberdeen Asset Management	C	-1.87	0.40	DLPH	Delphi Automotive	A	2.73	0.40
2015-07-01	AMGN	Amgen	C	-1.85	1.80	BIIB	Biogen	A	3.00	1.80
2015-07-01	TUES	Tuesday Morning	D	-2.92	0.10					
2015-07-01	KER	Kering	C	-1.86	0.60	SNA	Snap-on	A	2.56	0.60
2015-07-01	BA	Bae Systems	C	-1.86	0.30	EA	Electronic Arts	A	2.54	0.30
2015-07-01	UCB	Ucb	C	-1.85	0.20	WHR	Whirlpool	A	2.52	0.20
2015-07-01	2308	Delta Electronics	D	-2.88	0.40	MNK	Mallinckrodt	A	2.48	0.40
2015-07-01	MON	Monsanto	D	-2.86	0.60	HBI	Hanesbrands	A	3.00	0.60
2015-07-01	27	Galaxy Entertainment	D	-2.94	0.80					
2015-07-01	CTL	Centurylink	D	-2.88	0.10	LVLT	Level 3 Communications	A	2.42	0.10
2015-07-01	ATHN	Athenahealth	D	-2.87	0.10	CSC	Computer Sciences	A	2.49	0.10
2015-07-01	MPEL	Melco Crown Sp Adr	D	-2.88	0.40	NI	Nisource	A	2.96	0.40
2015-07-01	FMC	Fmc	D	-2.86	0.50	SIAL	Sigma Aldrich	A	2.35	0.50
2015-07-01	ADSK	Autodesk	C	-1.87	0.40	LRCX	Lam Research	A	2.44	0.40
2015-07-01	880	Sjm	D	-2.95	0.00					
2015-07-01	TRMB	Trimble	D	-2.90	0.70					
2015-07-01	MOT	Motorola Solutions	D	-2.86	0.40	SWKS	Skyworks Solutions	A	2.38	0.40
2015-07-01	NSC	Norfolk Southern	D	-2.87	0.60	CTAS	Cintas	A	2.53	0.60
2015-07-01	AGI	Alliance Global	D	-2.86	0.30	ORLY	O'reilly Automotive	A	2.48	0.30
2015-07-01	TXN	Texas Instruments	C	-1.86	0.80	BRCM	Broadcom Corp	A	2.35	0.80
2015-07-01	UNP	Union Pacific	C	-1.87	1.30	FISV	Fiserv	A	2.52	1.30
2015-07-01	RSA	Rsa Insurance	D	-2.87	0.30	ALL	Allstate	A	2.48	0.30
2015-07-01	INTC	Intel	D	-2.87	0.50	RHT	Red Hat	A	2.28	0.50
2015-07-01	ENDP	Endo International	C	-1.86	0.60	ACT	Actavis	A	2.87	0.60
2015-07-01	FNSR	Finisar	C	-1.87	0.20	FB	Facebook	A	2.26	0.20
2015-07-01	MYGN	Myriad Genetics	D	-2.84	0.80	HCA	Hca	A	2.86	0.80
2015-07-01	NATI	National Instruments	D	-2.85	0.10	R	Ryder System	A	2.44	0.10
2015-07-01	STX	Seagate Technology	D	-2.88	0.50	AKAM	Akamai Technologies	A	2.25	0.50
2015-07-01	CCI	Crown Castle Intl Corp	C	-1.85	0.40	MHFI	McGraw Hill Fin	A	2.61	0.40
2015-07-01	2018	Aac Technologies	D	-2.87	0.80	HSIC	Henry Schein	A	2.47	0.80
2015-07-01	2454	Mediatek Incorporation	D	-2.86	0.70	MNST	Monster Beverage	A	2.43	0.70
2015-07-01	SAN	Banco Santander	D	-2.84	0.50	SCHW	Charles Schwab	A	2.43	0.50
2015-07-01	AIRA	Airasia	D	-2.91	0.10					
2015-07-01	DPW	Deutsche Post	C	-1.86	0.50	NOC	Northrop Grumman	A	2.41	0.50
2015-07-01	1928	Sands China	D	-2.93	0.20					
2015-07-01	BIDU	Baidu Adr	C	-1.87	0.90	ALTR	Altera Corp.	A	2.25	0.90
2015-07-01	AVN	Avanti Coms Group	D	-2.86	0.20	BLK	Blackrock	A	2.41	0.20
2015-07-01	PODD	Insulet	D	-2.89	0.30	ANTM	Anthem	A	2.51	0.30
2015-07-01	PBYI	Puma Biotechnology	D	-2.93	0.80					
2015-07-01	2282	Mgm China	D	-2.94	0.20					
2015-07-01	SFM	Sprouts Farmers Market	D	-2.89	0.30	DIS	Walt Disney	A	2.66	0.30
2015-07-01	YNDX	Yandex	D	-2.88	0.20	FFIV	F5 Networks	A	2.25	0.20
2015-07-01	BKIA	Bankia	D	-2.85	0.10	MDT	Medtronic	A	2.39	0.10
2015-07-01	GRFS	Grifols, Adr	D	-2.85	0.40	HSP	Hospira	A	2.48	0.40
2015-07-01	RESI	Altisource Residential	D	-2.87	0.30	EFX	Equifax	A	2.55	0.30
2015-07-01	AAMC	Altisource Asset Management	D	-2.98	0.10					

Date	Ticker	Name	R	SM	W (%)	Ticker	Name	R	SM	W (%)
2015-07-01	FOXA	Twenty-first Century Fox	D	-2.86	0.30	CVS	Cvs Health	A	2.55	0.30
2015-07-01	LE	Lands' End	D	-2.93	0.30					
2015-08-03	AAPL	Apple	C	-1.85	0.10	CSC	Computer Sciences	A	2.48	0.10
2015-08-03	ADN	Aberdeen Asset Management	D	-2.88	0.30	EA	Electronic Arts	A	2.56	0.30
2015-08-03	TUES	Tuesday Morning	D	-2.93	0.10					
2015-08-03	KER	Kering	C	-1.85	0.70	WHR	Whirlpool	A	2.53	0.70
2015-08-03	BA.	Bae Systems	C	-1.85	0.40	ALL	Allstate	A	2.51	0.40
2015-08-03	UCB	Ucb	C	-1.83	0.20	MNST	Monster Beverage	A	2.50	0.20
2015-08-03	7732	Topcon	C	-1.88	0.30	MNK	Mallinckrodt	A	2.50	0.30
2015-08-03	2308	Delta Electronics	D	-2.88	0.40	HSP	Hospira	A	2.49	0.40
2015-08-03	MON	Monsanto	D	-2.86	0.60	DLPH	Delphi Automotive	A	2.66	0.60
2015-08-03	27	Galaxy Entertainment	D	-2.93	0.90					
2015-08-03	CSX	Csx	C	-1.86	1.00	FISV	Fiserv	A	2.54	1.00
2015-08-03	CTL	Centurylink	D	-2.88	0.10	T	At&t	A	2.17	0.10
2015-08-03	MPEL	Melco Crown Sp Adr	D	-2.88	0.40	NI	Nisource	A	3.00	0.40
2015-08-03	FMC	Fmc	D	-2.87	0.50	SIAL	Sigma Aldrich	A	2.35	0.50
2015-08-03	ADSK	Autodesk	D	-2.86	0.40	LRCX	Lam Research	A	2.40	0.40
2015-08-03	JBHT	J.b.hunt Transport Services	C	-1.85	0.10	CTAS	Cintas	A	2.53	0.10
2015-08-03	880	Sjm	D	-2.95	0.00					
2015-08-03	TRMB	Trimble	D	-2.90	0.70					
2015-08-03	JDSU	JDS Uniphase Corporation	D	-2.87	0.30	SWKS	Skyworks Solutions	A	2.34	0.30
2015-08-03	MOT	Motorola Solutions	D	-2.86	0.40	BRCM	Broadcom Corp	A	2.34	0.40
2015-08-03	NSC	Norfolk Southern	D	-2.88	0.60	NOC	Northrop Grumman	A	2.45	0.60
2015-08-03	HSBA	Hsbc	D	-2.85	0.30	HSIC	Henry Schein	A	2.48	0.30
2015-08-03	SLB	Schlumberger	C	-1.85	0.50	TSO	Tesoro	A	2.34	0.50
2015-08-03	AGI	Alliance Global	D	-2.86	0.30	ANTM	Anthem	A	2.47	0.30
2015-08-03	TXN	Texas Instruments	C	-1.86	0.70	RHT	Red Hat	A	2.28	0.70
2015-08-03	UNP	Union Pacific	D	-2.87	1.20	GD	General Dynamics	A	2.28	1.20
2015-08-03	CAE	Cae	C	-1.85	0.40	SCHW	Charles Schwab	A	2.45	0.40
2015-08-03	INTC	Intel	D	-2.87	0.40	FB	Facebook	A	2.28	0.40
2015-08-03	ENDP	Endo International	C	-1.85	0.60	BIIB	Biogen	A	3.00	0.60
2015-08-03	FNSR	Finisar	C	-1.88	0.20	AKAM	Akamai Technologies	A	2.27	0.20
2015-08-03	MTN	Mtn	C	-1.85	0.40	EXPE	Expedia	A	2.43	0.40
2015-08-03	9984	Softbank	D	-2.85	1.40	MDT	Medtronic	A	2.41	1.40
2015-08-03	MYGN	Myriad Genetics	D	-2.84	0.80	ACT	Actavis	A	2.95	0.80
2015-08-03	MCK	Mckesson	C	-1.85	1.10	DIS	Walt Disney	A	2.70	1.10
2015-08-03	NATI	National Instruments	D	-2.85	0.10	FDX	Fedex	A	2.34	0.10
2015-08-03	STX	Seagate Technology	D	-2.88	0.50	FFIV	F5 Networks	A	2.27	0.50
2015-08-03	CCI	Crown Castle Intl Corp	C	-1.85	0.40	MHFI	McGraw Hill Fin	A	2.61	0.40
2015-08-03	FLT	Fleetcor Technologies	C	-1.84	0.40	VMC	Vulcan Materials Co	A	2.32	0.40
2015-08-03	2018	Aac Technologies	D	-2.87	0.80	NDAQ	Nasdaq	A	2.40	0.80
2015-08-03	VZ	Verizon Communications	D	-2.85	0.40	SNA	Snap-on	A	2.57	0.40
2015-08-03	2454	Mediatek Incorporation	D	-2.90	0.50					
2015-08-03	AIRA	Airasia	D	-2.92	0.10					
2015-08-03	DPW	Deutsche Post	C	-1.85	0.50	BLK	Blackrock	A	2.39	0.50
2015-08-03	2688	Enn Energy	C	-1.85	0.40	MMC	Marsh & Mclennan Cos	A	2.38	0.40
2015-08-03	1928	Sands China	D	-2.91	0.30					
2015-08-03	1398	Industrial And Commercial Bank Of China	C	-1.87	0.10	KR	Kroger	A	2.37	0.10
2015-08-03	BIDU	Baidu Adr	D	-2.89	0.80	VRSN	Verisign	A	2.25	0.80
2015-08-03	TCG	Thomas Cook	C	-1.88	0.50	RAI	Reynolds American	A	2.36	0.50
2015-08-03	1288	Agricultural Bank Of China	C	-1.87	0.60	VRTX	Vertex Pharmaceuticals	A	2.36	0.60
2015-08-03	MAIL	Mail.ru Gdr	C	-1.87	0.20	BK	Bank Of New York Mellon	A	2.35	0.20
2015-08-03	PBYI	Puma Biotechnology	D	-2.95	0.60					
2015-08-03	SFM	Sprouts Farmers Market	D	-2.90	0.30	CVS	Cvs Health	A	2.59	0.30



Date	Ticker	Name	R	SM	W (%)	Ticker	Name	R	SM	W (%)
2015-08-03	YNDX	Yandex	D	-2.89	0.20	ALTR	Altera Corp.	A	2.24	0.20
2015-08-03	BKIA	Bankia	D	-2.85	0.20	UAA	Under Armour	A	2.35	0.20
2015-08-03	GRFS	Grifols, Adr	D	-2.84	0.40	HCA	Hca	A	2.88	0.40
2015-08-03	RESI	Altisource Residential	D	-2.87	0.30	EFX	Equifax	A	2.58	0.30
2015-08-03	AAMC	Altisource Asset Management	D	-2.98	0.10					
2015-08-03	FOXA	Twenty-first Century Fox	D	-2.85	0.30	ORLY	O'reilly Automotive	A	2.50	0.30
2015-08-03	LE	Lands' End	D	-2.93	0.30					
2015-09-01	AAPL	Apple	C	-1.87	0.10	LRCX	Lam Research	A	2.37	0.10
2015-09-01	ADN	Aberdeen Asset Management	D	-2.90	0.30	SNA	Snap-on	A	2.54	0.30
2015-09-01	TUES	Tuesday Morning	D	-2.94	0.10					
2015-09-01	BA.	Bae Systems	C	-1.86	0.40	EA	Electronic Arts	A	2.50	0.40
2015-09-01	DMGT	Daily Mail & General Trust	C	-1.86	1.10	WHR	Whirlpool	A	2.49	1.10
2015-09-01	7732	Topcon	C	-1.90	0.20	ATVI	Activision Blizzard	A	2.44	0.20
2015-09-01	2308	Delta Electronics	D	-2.88	0.40	MNST	Monster Beverage	A	2.44	0.40
2015-09-01	MON	Monsanto	D	-2.87	0.60	DLPH	Delphi Automotive	A	2.61	0.60
2015-09-01	27	Galaxy Entertainment	D	-2.95	0.70					
2015-09-01	CSX	Csx	D	-2.88	1.00	CTAS	Cintas	A	2.52	1.00
2015-09-01	CTL	Centurylink	D	-2.90	0.10	T	At&t	A	2.16	0.10
2015-09-01	CRAY	Cray	D	-2.89	0.40	BRCM	Broadcom Corp	A	2.33	0.40
2015-09-01	FMC	Fmc	D	-2.89	0.40	SIAL	Sigma Aldrich	A	2.35	0.40
2015-09-01	WMH	William Hill	C	-1.86	0.50	HSIC	Henry Schein	A	2.43	0.50
2015-09-01	STT	State Street	C	-1.86	0.30	MHFI	McGraw Hill Fin	A	2.56	0.30
2015-09-01		Kingfisher	C	-1.85	0.50	ALL	Allstate	A	2.42	0.50
2015-09-01	ADSK	Autodesk	D	-2.88	0.40	FB	Facebook	A	2.26	0.40
2015-09-01	JBHT	J.b.hunt Transport Services	C	-1.87	0.10	FISV	Fiserv	A	2.51	0.10
2015-09-01	880	Sjm	D	-2.96	0.00					
2015-09-01	TRMB	Trimble	D	-2.92	0.60					
2015-09-01	JDSU	JDS Uniphase Corporation	D	-2.89	0.20	RHT	Red Hat	A	2.25	0.20
2015-09-01	NSC	Norfolk Southern	D	-2.89	0.60	NOC	Northrop Grumman	A	2.41	0.60
2015-09-01	BAB	Babcock International	D	-2.86	0.30	NDAQ	Nasdaq	A	2.39	0.30
2015-09-01	HSBA	Hsbc	D	-2.87	0.30	EXPE	Expedia	A	2.38	0.30
2015-09-01	SLB	Schlumberger	D	-2.86	0.50	TSO	Tesoro	A	2.32	0.50
2015-09-01	AGI	Alliance Global	D	-2.88	0.30	SCHW	Charles Schwab	A	2.38	0.30
2015-09-01	TXN	Texas Instruments	C	-1.87	0.80	FFIV	F5 Networks	A	2.24	0.80
2015-09-01	UNP	Union Pacific	D	-2.89	1.20	GD	General Dynamics	A	2.35	1.20
2015-09-01	CAE	Cae	C	-1.85	0.50	HRL	Hormel Foods	A	2.35	0.50
2015-09-01	INTC	Intel	D	-2.88	0.50	VRSN	Verisign	A	2.24	0.50
2015-09-01	ENDP	Endo International	C	-1.87	0.60	BIIB	Biogen	A	3.00	0.60
2015-09-01	BSX	Boston Scientific	C	-1.86	0.40	ACT	Actavis	A	2.84	0.40
2015-09-01	ASML	Asml	C	-1.87	0.20	BLK	Blackrock	A	2.35	0.20
2015-09-01	FNSR	Finisar	C	-1.89	0.20	ALTR	Altera Corp.	A	2.23	0.20
2015-09-01	AVGO	Avago Technologies	C	-1.87	0.40	GOOGL	Google Class A	A	2.21	0.40
2015-09-01	MTN	Mtn	D	-2.88	0.40	RAI	Reynolds American	A	2.34	0.40
2015-09-01	ZBRA	Zebra Technologies	C	-1.89	0.50	VMC	Vulcan Materials Co	A	2.32	0.50
2015-09-01	MSB	Mesoblast	D	-2.87	0.50	UAA	Under Armour	A	2.33	0.50
2015-09-01	MCK	Mckesson	C	-1.87	1.00	DIS	Walt Disney	A	2.57	1.00
2015-09-01	NATI	National Instruments	D	-2.86	0.10	FDX	Fedex	A	2.29	0.10
2015-09-01	STX	Seagate Technology	D	-2.88	0.60	JNPR	Juniper Networks	A	2.20	0.60
2015-09-01	LBTYA	Liberty Global	C	-1.86	0.10	CVS	Cvs Health	A	2.52	0.10
2015-09-01	2018	Aac Technologies	D	-2.87	0.80	AZO	Autozone	A	2.33	0.80
2015-09-01	VZ	Verizon Communications	D	-2.85	0.40	NI	Nisource	A	3.00	0.40
2015-09-01	2454	Mediatek Incorporation	D	-2.92	0.40					
2015-09-01	SAN	Banco Santander	D	-2.87	0.40	VRTX	Vertex Pharmaceuticals	A	2.32	0.40
2015-09-01	AIRA	Airasia	D	-2.95	0.10					
2015-09-01	DPW	Deutsche Post	C	-1.87	0.50	KR	Kroger	A	2.32	0.50
2015-09-01	2688	Enn Energy	C	-1.89	0.40	BCR	C R Bard	A	2.32	0.40



Date	Ticker	Name	R	SM	W (%)	Ticker	Name	R	SM	W (%)
2015-09-01	939	China Construction Bank	C	-1.89	0.20	BK	Bank Of New York Mellon	A	2.31	0.20
2015-09-01	1398	Industrial And Commercial Bank Of China	C	-1.89	0.10	CI	Cigna	A	2.31	0.10
2015-09-01	BLUE	Bluebird Bio	C	-1.89	1.00	HCA	Hca	A	2.80	1.00
2015-09-01	BIDU	Baidu Adr	D	-2.90	0.70					
2015-09-01	TCG	Thomas Cook	C	-1.89	0.50	REGN	Regeneron Pharmaceuticals	A	2.30	0.50
2015-09-01	1288	Agricultural Bank Of China	C	-1.89	0.60	UHS	Universal Health Services	A	2.29	0.60
2015-09-01	MAIL	Mail.ru Gdr	C	-1.87	0.20	AN	Autonation	A	2.28	0.20
2015-09-01	3618	Chongqing Rural Commercial Bank	C	-1.90	0.30	CELG	Celgene	A	2.28	0.30
2015-09-01	PBYI	Puma Biotechnology	D	-2.95	0.70					
2015-09-01	SFM	Sprouts Farmers Market	D	-2.91	0.20					
2015-09-01	YNDX	Yandex	D	-2.91	0.20					
2015-09-01	BKIA	Bankia	D	-2.87	0.10	SEE	Sealed Air	A	2.28	0.10
2015-09-01	GRFS	Grifols, Adr	D	-2.86	0.40	HSP	Hospira	A	2.49	0.40
2015-09-01	FEYE	Fireeye	C	-1.89	0.10	HRS	Harris	A	2.20	0.10
2015-09-01	YY	Yy Incorporation Adr	D	-2.88	0.60	CERN	Cerner	A	2.20	0.60
2015-09-01	RESI	Altisource Residential	D	-2.89	0.30	EFX	Equifax	A	2.54	0.30
2015-09-01	AAMC	Altisource Asset Management	D	-2.99	0.00					
2015-09-01	FOXA	Twenty-first Century Fox	D	-2.89	0.30	ORLY	O'reilly Automotive	A	2.48	0.30
2015-09-01	LE	Lands' End	D	-2.92	0.30					
2015-10-01	AAPL	Apple	C	-1.86	0.00	BRCM	Broadcom Corp	A	2.34	0.00
2015-10-01	APH	Amphenol	C	-1.86	0.10	FISV	Fiserv	A	2.54	0.10
2015-10-01	ADN	Aberdeen Asset Management	D	-2.90	0.30					
2015-10-01	TUES	Tuesday Morning	D	-2.96	0.10					
2015-10-01	DMGT	Daily Mail & General Trust	C	-1.87	1.10	WHR	Whirlpool	A	2.45	1.10
2015-10-01	7732	Topcon	D	-2.92	0.50					
2015-10-01	2308	Delta Electronics	D	-2.88	0.40	MNST	Monster Beverage	A	2.43	0.40
2015-10-01	TSCO	Tesco	D	-2.88	0.70	HRL	Hormel Foods	A	2.37	0.70
2015-10-01	MON	Monsanto	D	-2.89	0.70	DLPH	Delphi Automotive	A	2.66	0.70
2015-10-01	27	Galaxy Entertainment	D	-2.96	0.60					
2015-10-01	CSX	Csx	D	-2.88	1.70	CTAS	Cintas	A	2.53	1.70
2015-10-01	CTL	Centurylink	D	-2.90	0.10					
2015-10-01	INTU	Intuit	C	-1.86	0.90	FB	Facebook	A	2.27	0.90
2015-10-01	RIG	Transocean	D	-2.90	0.20					
2015-10-01	CRAY	Cray	D	-2.90	0.40	VRSN	Verisign	A	2.25	0.40
2015-10-01	FMC	Fmc	D	-2.91	0.40					
2015-10-01	WMH	William Hill	C	-1.86	0.60	RAI	Reynolds American	A	2.36	0.60
2015-10-01	STT	State Street	D	-2.86	0.90	EFX	Equifax	A	2.55	0.90
2015-10-01		Kingfisher	C	-1.84	0.50	UAA	Under Armour	A	2.35	0.50
2015-10-01	6981	Murata Manufacturing	C	-1.88	0.80	KR	Kroger	A	2.35	0.80
2015-10-01	ADSK	Autodesk	D	-2.89	0.40	ALTR	Altera Corp.	A	2.24	0.40
2015-10-01	JBHT	J.b.hunt Transport Services	C	-1.87	0.10	NOC	Northrop Grumman	A	2.43	0.10
2015-10-01	880	Sjm	D	-2.97	0.00					
2015-10-01	TRMB	Trimble	D	-2.93	0.80					
2015-10-01		B2w - Companhia Digital	D	-2.92	0.10					
2015-10-01	JDSU	JDS Uniphase Corporation	D	-2.89	0.20	FFIV	F5 Networks	A	2.24	0.20
2015-10-01	NSC	Norfolk Southern	D	-2.89	0.30	GD	General Dynamics	A	2.35	0.30
2015-10-01	ORCL	Oracle	D	-2.87	0.70	ADBE	Adobe Systems	A	2.23	0.70
2015-10-01	BAB	Babcock International	D	-2.86	0.30	SIAL	Sigma Aldrich	A	2.34	0.30
2015-10-01	RL	Ralph Lauren	D	-2.90	0.30	EA	Electronic Arts	A	2.53	0.30
2015-10-01	HSBA	Hsbc	D	-2.87	0.20	AZO	Autozone	A	2.34	0.20
2015-10-01	T	At&t	D	-2.85	0.60	NI	Nisource	A	3.00	0.60
2015-10-01	SIVB	Svb Financial	C	-1.87	0.60	MHFI	McGraw Hill Fin	A	2.53	0.60
2015-10-01	SLB	Schlumberger	D	-2.88	0.40	TSO	Tesoro	A	2.35	0.40
2015-10-01	AGI	Alliance Global	D	-2.90	0.20					

Date	Ticker	Name	R	SM	W (%)	Ticker	Name	R	SM	W (%)
2015-10-01	TXN	Texas Instruments	D	-2.87	0.80	GOOGL	Google Class A	A	2.22	0.80
2015-10-01	UNP	Union Pacific	D	-2.88	0.70	VMC	Vulcan Materials Co	A	2.33	0.70
2015-10-01	WFC	Wells Fargo	C	-1.85	1.10	ALL	Allstate	A	2.43	1.10
2015-10-01	CAE	Cae	D	-2.85	0.40	CVC	Cablevision Systems Corp	A	2.31	0.40
2015-10-01	INTC	Intel	D	-2.87	0.60	JNPR	Juniper Networks	A	2.21	0.60
2015-10-01	ENDP	Endo International	C	-1.88	0.50	BIIB	Biogen	A	3.00	0.50
2015-10-01	BSX	Boston Scientific	C	-1.85	0.40	ACT	Actavis	A	2.80	0.40
2015-10-01	GL9	Glanbia	C	-1.86	0.60	UAL	United Continental	A	2.30	0.60
2015-10-01	ESRX	Express Scripts	C	-1.86	1.40	HSIC	Henry Schein	A	2.44	1.40
2015-10-01	ASML	Asml	C	-1.88	0.20	LB	L Brands	A	2.29	0.20
2015-10-01	FNSR	Finisar	D	-2.92	0.20					
2015-10-01	WPO	Graham Holdings	C	-1.87	0.50	DIS	Walt Disney	A	2.59	0.50
2015-10-01	AVGO	Avago Technologies	C	-1.86	0.50	NVDA	Nvidia	A	2.21	0.50
2015-10-01	MTN	Mtn	D	-2.87	0.40	AN	Autonation	A	2.28	0.40
2015-10-01	ZBRA	Zebra Technologies	C	-1.89	0.40	TSS	Total System Services	A	2.26	0.40
2015-10-01	UNH	Unitedhealth	C	-1.85	0.90	BCR	C R Bard	A	2.32	0.90
2015-10-01	GILD	Gilead Sciences	C	-1.87	1.80	CI	Cigna	A	2.30	1.80
2015-10-01	EWBC	East West Bancorp	C	-1.86	0.40	NDAQ	Nasdaq	A	2.41	0.40
2015-10-01	MSB	Mesoblast	D	-2.87	0.40	SWK	Stanley Black & Decker	A	2.27	0.40
2015-10-01	EXAS	Exact Sciences	D	-2.90	0.10					
2015-10-01	BMRN	Biomarin Pharmaceutical	C	-1.86	2.10	LLY	Eli Lilly	A	2.29	2.10
2015-10-01	JPM	Jpmorgan Chase	C	-1.85	0.40	SCHW	Charles Schwab	A	2.37	0.40
2015-10-01	ILMN	Illumina	C	-1.89	0.80	REGN	Regeneron Pharmaceuticals	A	2.28	0.80
2015-10-01	MCK	Mckesson	C	-1.87	1.00	ORLY	O'reilly Automotive	A	2.53	1.00
2015-10-01	NATI	National Instruments	D	-2.86	0.10	SEE	Sealed Air	A	2.26	0.10
2015-10-01	STX	Seagate Technology	D	-2.90	0.50	CTXS	Citrix Systems	A	2.21	0.50
2015-10-01	TWX	Time Warner	D	-2.87	0.40	CVS	Cvs Health	A	2.50	0.40
2015-10-01	STJ	St Jude Medical Inc	C	-1.86	0.60	UHS	Universal Health Services	A	2.28	0.60
2015-10-01	AET	Aetna	C	-1.86	0.30	VRTX	Vertex Pharmaceuticals	A	2.28	0.30
2015-10-01	PKI	Perkinelmer	C	-1.86	0.90	MLM	Martin Marietta Materials	A	2.24	0.90
2015-10-01	LBTYA	Liberty Global	C	-1.87	0.10	CM-CSK	Comcast Special A	A	2.50	0.10
2015-10-01	VZ	Verizon Communications	D	-2.86	0.40	ATVI	Activision Blizzard	A	2.49	0.40
2015-10-01	SAN	Banco Santander	D	-2.88	0.40	SBUX	Starbucks	A	2.27	0.40
2015-10-01	AIRA	Airasia	D	-2.93	0.10					
2015-10-01	DPW	Deutsche Post	C	-1.87	0.50	DHI	D.r. Horton	A	2.26	0.50
2015-10-01	2688	Enn Energy	D	-2.89	0.40	LOW	Lowe's Companies	A	2.26	0.40
2015-10-01	939	China Construction Bank	C	-1.89	0.20	DRI	Darden Restaurants	A	2.26	0.20
2015-10-01	HDB	Hdfc Bank Adr	C	-1.84	0.70	BK	Bank Of New York Mellon	A	2.32	0.70
2015-10-01	DPZ	Domino's Pizza	C	-1.85	0.40	CM-CSA	Comcast	A	2.48	0.40
2015-10-01	BLUE	Bluebird Bio	C	-1.92	0.70	CELG	Celgene	A	2.27	0.70
2015-10-01	BIDU	Baidu Adr	D	-2.91	1.50					
2015-10-01	AVN	Avanti Coms Group	D	-2.84	0.20	STZ	Constellation Brands	A	2.26	0.20
2015-10-01	LULU	Lululemon Athletica	C	-1.88	1.40	SNA	Snap-on	A	2.52	1.40
2015-10-01	TCG	Thomas Cook	D	-2.88	0.50	LEN	Lennar	A	2.26	0.50
2015-10-01	1288	Agricultural Bank Of China	D	-2.89	0.30	BBY	Best Buy	A	2.26	0.30
2015-10-01	MAIL	Mail.ru Gdr	D	-2.88	0.10	ROST	Ross Stores	A	2.26	0.10
2015-10-01	3618	Chongqing Rural Commercial Bank	C	-1.90	0.30	ABC	Amerisourcebergen	A	2.25	0.30
2015-10-01	PBYI	Puma Biotechnology	D	-2.95	0.00					
2015-10-01	SFM	Sprouts Farmers Market	D	-2.91	0.30					

Date	Ticker	Name	R	SM	W (%)	Ticker	Name	R	SM	W (%)
2015-10-01	RARE	Ultragenyx Pharmaceutical	C	-1.88	1.30	BMY	Bristol-myers Squibb	A	2.21	1.30
2015-10-01	YY	Yy Incorporation Adr	D	-2.88	0.70	CERN	Cerner	A	2.20	0.70
2015-10-01	RESI	Altisource Residential	D	-2.90	0.30	CB	Chubb	A	2.26	0.30
2015-10-01	GWPH	Gw Pharmaceuticals Adr	C	-1.88	0.70	ISRG	Intuitive Surgical	A	2.21	0.70
2015-10-01	FOXA	Twenty-first Century Fox	D	-2.88	1.00	EXPE	Expedia	A	2.42	1.00
2015-10-01	BABA	Alibaba Adr	D	-2.92	0.40					
2015-11-02	AAPL	Apple	C	-1.85	0.00	BRCM	Broadcom Corp	A	2.35	0.00
2015-11-02	APH	Amphenol	C	-1.85	0.10	FISV	Fiserv	A	2.60	0.10
2015-11-02	ADN	Aberdeen Asset Management	D	-2.89	0.30	ATVI	Activision Blizzard	A	2.55	0.30
2015-11-02	TUES	Tuesday Morning	D	-2.96	0.10					
2015-11-02	VMW	Vmware	D	-2.89	0.10	FB	Facebook	A	2.30	0.10
2015-11-02	DMGT	Daily Mail & General Trust	D	-2.87	1.00	MNST	Monster Beverage	A	2.44	1.00
2015-11-02	7732	Topcon	D	-2.91	0.50					
2015-11-02	TSCO	Tesco	D	-2.88	0.60	RAI	Reynolds American	A	2.40	0.60
2015-11-02	MON	Monsanto	D	-2.88	0.70	DLPH	Delphi Automotive	A	2.72	0.70
2015-11-02	27	Galaxy Entertainment	D	-2.95	0.70					
2015-11-02	CSX	Csx	D	-2.88	1.60	CTAS	Cintas	A	2.58	1.60
2015-11-02	CTL	Centurylink	D	-2.89	0.10	FTR	Frontier Communications	B	1.19	0.10
2015-11-02	INTU	Intuit	C	-1.85	0.90	VRSN	Verisign	A	2.29	0.90
2015-11-02	MPEL	Melco Crown Sp Adr	D	-2.86	0.40	NI	Nisource	A	3.00	0.40
2015-11-02	FITB	Fifth Third Bancorp	D	-2.85	0.30	EFX	Equifax	A	2.61	0.30
2015-11-02	FMC	Fmc	D	-2.89	0.50	SIAL	Sigma Aldrich	A	2.35	0.50
2015-11-02	WMH	William Hill	D	-2.88	0.50	HRL	Hormel Foods	A	2.39	0.50
2015-11-02	STT	State Street	D	-2.86	0.80	MHFI	McGraw Hill Fin	A	2.56	0.80
2015-11-02		Kingfisher	C	-1.84	0.50	UAA	Under Armour	A	2.34	0.50
2015-11-02	6981	Murata Manufacturing	C	-1.86	0.80	AN	Autonation	A	2.31	0.80
2015-11-02	JBHT	J.b.hunt Transport Services	D	-2.86	0.10	NOC	Northrop Grumman	A	2.49	0.10
2015-11-02	880	Sjm	D	-2.96	0.00					
2015-11-02	BTOW3	B2w - Companhia Digital	D	-2.91	0.10					
2015-11-02	JDSU	JDS Uniphase Corporation	D	-2.88	0.20	JNPR	Juniper Networks	A	2.26	0.20
2015-11-02	NSC	Norfolk Southern	D	-2.89	0.30	GD	General Dynamics	A	2.38	0.30
2015-11-02	ORCL	Oracle	D	-2.86	0.70	ALTR	Altera Corp.	A	2.25	0.70
2015-11-02	BAB	Babcock International	D	-2.86	0.30	CVC	Cablevision Systems Corp	A	2.31	0.30
2015-11-02	RL	Ralph Lauren	D	-2.90	0.30					
2015-11-02	HSBA	Hsbc	D	-2.87	0.10	SWK	Stanley Black & Decker	A	2.30	0.10
2015-11-02	T	At&t	D	-2.85	0.60	LVL	Level 3 Communications	B	1.18	0.60
2015-11-02	SIVB	Svb Financial	C	-1.86	0.60	NDAQ	Nasdaq	A	2.47	0.60
2015-11-02	SLB	Schlumberger	D	-2.85	0.50	TSO	Tesoro	A	2.39	0.50
2015-11-02	AGI	Alliance Global	D	-2.89	0.20	LB	L Brands	A	2.30	0.20
2015-11-02	UNP	Union Pacific	D	-2.88	0.60	VMC	Vulcan Materials Co	A	2.34	0.60
2015-11-02	WFC	Wells Fargo	D	-2.84	1.10	SCHW	Charles Schwab	A	2.41	1.10
2015-11-02	ENDP	Endo International	C	-1.89	0.40	HSIC	Henry Schein	A	2.50	0.40
2015-11-02	GL9	Glanbia	C	-1.85	0.60	SBUX	Starbucks	A	2.29	0.60
2015-11-02	ESRX	Express Scripts	C	-1.84	1.40	REGN	Regeneron Pharmaceuticals	A	2.35	1.40
2015-11-02	ASML	Asml	D	-2.86	0.20	LOW	Lowe's Companies	A	2.28	0.20
2015-11-02	FNSR	Finisar	D	-2.91	0.20					
2015-11-02	WPO	Graham Holdings	C	-1.87	0.40	DIS	Walt Disney	A	2.66	0.40
2015-11-02	AVGO	Avago Technologies	C	-1.86	0.50	NVDA	Nvidia	A	2.25	0.50
2015-11-02	MTN	Mtn	D	-2.89	0.30	STZ	Constellation Brands	A	2.27	0.30
2015-11-02	ZBRA	Zebra Technologies	C	-1.89	0.40	TSS	Total System Services	A	2.30	0.40

Date	Ticker	Name	R	SM	W (%)	Ticker	Name	R	SM	W (%)
2015-11-02	UNH	Unitedhealth	C	-1.84	0.80	VRTX	Vertex Pharmaceuticals	A	2.33	0.80
2015-11-02	GILD	Gilead Sciences	C	-1.85	1.80	BCR	C R Bard	A	2.32	1.80
2015-11-02	NFLX	Netflix	C	-1.86	3.90	ORLY	O'reilly Automotive	A	2.57	3.90
2015-11-02	9984	Softbank	D	-2.85	1.30	MAS	Masco	A	2.27	1.30
2015-11-02	EWBC	East West Bancorp	C	-1.85	0.40	BK	Bank Of New York Mellon	A	2.35	0.40
2015-11-02	MSB	Mesoblast	D	-2.86	0.40	CAM	Cameron International Corp.	A	2.27	0.40
2015-11-02	EXAS	Exact Sciences	D	-2.95	0.10					
2015-11-02	BMRN	Biomarin Pharmaceutical	C	-1.85	2.10	CI	Cigna	A	2.29	2.10
2015-11-02	JPM	Jpmorgan Chase	C	-1.84	0.40	CB	Chubb	A	2.29	0.40
2015-11-02	SYK	Stryker	C	-1.85	1.30	LLY	Eli Lilly	A	2.28	1.30
2015-11-02	ILMN	Illumina	D	-2.90	0.70	BMJ	Bristol-myers Squibb	A	2.24	0.70
2015-11-02	MCK	Mckesson	D	-2.88	0.90	CM-CSK	Comcast Special A	A	2.54	0.90
2015-11-02	STX	Seagate Technology	D	-2.91	0.40					
2015-11-02	TWX	Time Warner	D	-2.86	0.40	CM-CSA	Comcast	A	2.53	0.40
2015-11-02	STJ	St Jude Medical Inc	C	-1.86	0.60	XRAY	Dentsply Intl	A	2.23	0.60
2015-11-02	AET	Aetna	C	-1.86	0.30	LH	Laboratory Corp Of America	A	2.22	0.30
2015-11-02	PKI	Perkinelmer	C	-1.84	0.90	SEE	Sealed Air	A	2.28	0.90
2015-11-02	FLT	Fleetcor Technologies	C	-1.85	0.50	ALLE	Allegion	A	2.27	0.50
2015-11-02	LBTYA	Liberty Global	C	-1.86	0.10	EXPE	Expedia	A	2.47	0.10
2015-11-02	VZ	Verizon Communications	D	-2.85	0.40	EA	Electronic Arts	A	2.57	0.40
2015-11-02	GLNG	Golar Lng	D	-2.90	0.10					
2015-11-02	SAN	Banco Santander	D	-2.87	0.40	TSCO	Tractor Supply	A	2.27	0.40
2015-11-02	AIRA	Airasia	D	-2.92	0.10					
2015-11-02	NUVA	Nuvasive	C	-1.85	1.20	BDX	Becton Dickinson	A	2.21	1.20
2015-11-02	DPW	Deutsche Post	C	-1.85	0.50	MHK	Mohawk Industries	A	2.26	0.50
2015-11-02	2688	Enn Energy	D	-2.85	0.40	DHI	D.r. Horton	A	2.26	0.40
2015-11-02	939	China Construction Bank	D	-2.88	0.20	AVY	Avery Dennison	A	2.26	0.20
2015-11-02	DPZ	Domino's Pizza	C	-1.85	0.40	AZO	Autozone	A	2.36	0.40
2015-11-02	TMH	Team Hlth Hldgs	C	-1.86	0.30	PFE	Pfizer	A	2.21	0.30
2015-11-02	1928	Sands China	D	-2.87	0.20	ABC	Amerisourcebergen	A	2.26	0.20
2015-11-02	BLUE	Bluebird Bio	C	-1.93	0.60	PRGO	Perrigo	A	2.21	0.60
2015-11-02	PODD	Insulet	D	-2.85	0.40	PDCO	Patterson Companies	A	2.21	0.40
2015-11-02	LULU	Lululemon Athletica	C	-1.88	1.30	SNA	Snap-on	A	2.58	1.30
2015-11-02	TCG	Thomas Cook	D	-2.87	0.50	MAC	Macerich	A	2.26	0.50
2015-11-02	1288	Agricultural Bank Of China	D	-2.89	0.30	NWL	Newell Brands	A	2.26	0.30
2015-11-02	PANW	Palo Alto Networks	C	-1.86	0.20	ADBE	Adobe Systems	A	2.25	0.20
2015-11-02	3618	Chongqing Rural Commercial Bank	C	-1.88	0.30	PSX	Phillips 66	A	2.26	0.30
2015-11-02	PBYI	Puma Biotechnology	D	-2.94	0.00					
2015-11-02	2282	Mgm China	D	-2.89	0.20	TE	Teco Energy	A	2.26	0.20
2015-11-02	SFM	Sprouts Farmers Market	D	-2.91	0.30					
2015-11-02	RARE	Ultragenyx Pharmaceutical	C	-1.86	1.40	JNJ	Johnson & Johnson	B	1.19	1.40
2015-11-02	EVHC	Envision Health	C	-1.90	0.30	BAX	Baxter International	B	1.19	0.30
2015-11-02	YY	Yy Incorporation Adr	D	-2.87	0.70	CTXS	Citrix Systems	A	2.24	0.70
2015-11-02	RESI	Altisource Residential Gw	D	-2.89	0.30	PSA	Public Storage	A	2.26	0.30
2015-11-02	GWPH	Pharmaceuticals Adr	C	-1.89	0.60	ISRG	Intuitive Surgical	B	1.18	0.60
2015-11-02	FOXA	Twenty-first Century Fox	D	-2.87	1.10	UAL	United Continental	A	2.34	1.10

Date	Ticker	Name	R	SM	W (%)	Ticker	Name	R	SM	W (%)
2015-12-01	AAPL	Apple	C	-1.85	0.00	BRCM	Broadcom Corp	A	2.37	0.00
2015-12-01	APH	Amphenol	D	-2.85	0.10	FISV	Fiserv	A	2.60	0.10
2015-12-01	ADN	Aberdeen Asset Management	D	-2.90	0.30	MNST	Monster Beverage	A	2.51	0.30
2015-12-01	TUES	Tuesday Morning	D	-2.95	0.10					
2015-12-01	VMW	Vmware	D	-2.89	0.10	VRSN	Verisign	A	2.32	0.10
2015-12-01	CRDA	Croda International	C	-1.85	0.50	HRL	Hormel Foods	A	2.44	0.50
2015-12-01	DMGT	Daily Mail & General Trust	D	-2.88	0.90	RAI	Reynolds American	A	2.38	0.90
2015-12-01	7732	Topcon	D	-2.89	0.70	BK	Bank Of New York Mellon	A	2.36	0.70
2015-12-01	2308	Delta Electronics	D	-2.85	0.40	SWK	Stanley Black & Decker	A	2.31	0.40
2015-12-01	TSCO	Tesco	D	-2.89	0.50	CB	Chubb	A	2.30	0.50
2015-12-01	MON	Monsanto	D	-2.87	0.70	DLPH	Delphi Automotive	A	2.75	0.70
2015-12-01	27	Galaxy Entertainment	D	-2.95	0.60					
2015-12-01	CSX	Csx	D	-2.87	1.70	CTAS	Cintas	A	2.58	1.70
2015-12-01	CTL	Centurylink	D	-2.89	0.10	LVLTL	Level 3 Communications	B	1.19	0.10
2015-12-01	INTU	Intuit	C	-1.84	0.90	FB	Facebook	A	2.31	0.90
2015-12-01	MPEL	Melco Crown Sp Adr	D	-2.88	0.30	NI	Nisource	A	3.00	0.30
2015-12-01	FMC	Fmc	D	-2.89	0.50	AVY	Avery Dennison	A	2.26	0.50
2015-12-01	WMH	William Hill	D	-2.86	0.60	DHI	D.r. Horton	A	2.29	0.60
2015-12-01	STT	State Street	D	-2.85	0.80	EFX	Equifax	A	2.63	0.80
2015-12-01		Kingfisher	C	-1.84	0.40	STZ	Constellation Brands	A	2.29	0.40
2015-12-01	7974	Nintendo	C	-1.87	0.60	LOW	Lowe's Companies	A	2.29	0.60
2015-12-01	JBHT	J.b.hunt Transport Services	D	-2.86	0.10	NOC	Northrop Grumman	A	2.48	0.10
2015-12-01	880	Sjm	D	-2.96	0.00					
2015-12-01		B2w - Companhia Digital	D	-2.91	0.10					
2015-12-01	JDSU	JDS Uniphase Corporation	D	-2.88	0.20	NVDA	Nvidia	A	2.28	0.20
2015-12-01	HSBA	Hsbc	D	-2.86	0.20	CVC	Cablevision Systems Corp	A	2.29	0.20
2015-12-01	T	At&t	D	-2.84	0.60	SNA	Snap-on	A	2.60	0.60
2015-12-01	SIVB	Svb Financial	C	-1.85	0.60	MHFI	McGraw Hill Fin	A	2.59	0.60
2015-12-01	SLB	Schlumberger	D	-2.86	0.50	TSO	Tesoro	A	2.41	0.50
2015-12-01	AGI	Alliance Global	D	-2.89	0.20	SBUX	Starbucks	A	2.28	0.20
2015-12-01	UNP	Union Pacific	D	-2.89	0.60	VMC	Vulcan Materials Co	A	2.37	0.60
2015-12-01	ENDP	Endo International	D	-2.89	0.40	HSIC	Henry Schein	A	2.52	0.40
2015-12-01	GL9	Glanbia	C	-1.85	0.50	ALLE	Allegion	A	2.28	0.50
2015-12-01	ESRX	Express Scripts	C	-1.85	1.40	VRTX	Vertex Pharmaceuticals	A	2.34	1.40
2015-12-01	ASML	Asml	D	-2.86	0.20	CAM	International Corp.	A	2.27	0.20
2015-12-01	FNSR	Finisar	D	-2.91	0.20					
2015-12-01	WPO	Graham Holdings	C	-1.87	0.40	DIS	Walt Disney	A	2.66	0.40
2015-12-01	AVGO	Avago Technologies	C	-1.85	0.50	SNDK	Sandisk Corp	A	2.27	0.50
2015-12-01	MTN	Mtn	D	-2.90	0.30	PSA	Public Storage	A	2.27	0.30
2015-12-01	ZBRA	Zebra Technologies	D	-2.89	0.40	TSS	Total System Services	A	2.33	0.40
2015-12-01	UNH	Unitedhealth	C	-1.85	0.80	REGN	Regeneron Pharmaceuticals	A	2.33	0.80
2015-12-01	GILD	Gilead Sciences	C	-1.86	1.70	BCR	C R Bard	A	2.32	1.70
2015-12-01	NFLX	Netflix	C	-1.83	4.50	ORLY	O'reilly Automotive	A	2.55	4.50
2015-12-01	9984	Softbank	D	-2.86	1.20	NWL	Newell Brands	A	2.27	1.20
2015-12-01	EWBC	East West Bancorp	C	-1.84	0.50	NDAQ	Nasdaq	A	2.46	0.50
2015-12-01	MSB	Mesoblast	D	-2.93	0.20					
2015-12-01	EXAS	Exact Sciences	D	-2.95	0.10					
2015-12-01	BMRN	Biomarin Pharmaceutical	C	-1.88	1.70	CI	Cigna	A	2.31	1.70
2015-12-01	JPM	Jpmorgan Chase	C	-1.84	0.40	SCHW	Charles Schwab	A	2.44	0.40
2015-12-01	SYK	Stryker	C	-1.85	1.30	LLY	Eli Lilly	A	2.29	1.30
2015-12-01	ILMN	Illumina	D	-2.87	0.90	BMJ	Bristol-myers Squibb	A	2.24	0.90



Date	Ticker	Name	R	SM	W (%)	Ticker	Name	R	SM	W (%)
2015-12-01	MCK	Mckesson	D	-2.87	0.90	CM-CSK	Comcast Special A	A	2.53	0.90
2015-12-01	STX	Seagate Technology	D	-2.91	0.40					
2015-12-01	TWX	Time Warner	D	-2.87	0.40	CM-CSA	Comcast	A	2.52	0.40
2015-12-01	STJ	St Jude Medical Inc	D	-2.86	0.60	XRAY	Dentsply Intl	A	2.23	0.60
2015-12-01	AET	Aetna	C	-1.86	0.30	BDX	Becton Dickinson	A	2.23	0.30
2015-12-01	FLT	Fleetcor Technologies	C	-1.84	0.50	MAS	Masco	A	2.28	0.50
2015-12-01	LBTYA	Liberty Global	D	-2.87	0.10	EXPE	Expedia	A	2.44	0.10
2015-12-01	VZ	Verizon Communications	D	-2.85	0.40	EA	Electronic Arts	A	2.55	0.40
2015-12-01	GLNG	Golar Lng	D	-2.91	0.10					
2015-12-01	SAN	Banco Santander	D	-2.87	0.40	V	Visa	A	2.27	0.40
2015-12-01	NUVA	Nuvasive	C	-1.84	1.20	LH	Laboratory Corp Of America	A	2.22	1.20
2015-12-01	2688	Enn Energy China	D	-2.86	0.40	ABC	Amerisourcebergen	A	2.26	0.40
2015-12-01	939	Construction Bank	D	-2.89	0.20	ARG	Airgas Inc	A	2.26	0.20
2015-12-01	DPZ	Domino's Pizza	C	-1.85	0.40	AZO	Autozone	A	2.36	0.40
2015-12-01	TMH	Team Hlth Hldgs	C	-1.86	0.30	PFE	Pfizer	A	2.20	0.30
2015-12-01	1928	Sands China	D	-2.88	0.20	TSCO	Tractor Supply	A	2.26	0.20
2015-12-01	BLUE	Bluebird Bio	C	-1.93	0.60	PRGO	Perrigo	A	2.20	0.60
2015-12-01	LULU	Lululemon Athletica	D	-2.88	1.20	ATVI	Activision Blizzard	A	2.61	1.20
2015-12-01	1288	Agricultural Bank Of China	D	-2.89	0.30	PSX	Phillips 66	A	2.26	0.30
2015-12-01	PANW	Palo Alto Networks	C	-1.84	0.20	ALTR	Altera Corp.	A	2.25	0.20
2015-12-01	3618	Chongqing Rural Commercial Bank	C	-1.89	0.30	ADBE	Adobe Systems	A	2.25	0.30
2015-12-01	PBYI	Puma Biotechnology	D	-2.95	0.00					
2015-12-01	2282	Mgm China	D	-2.90	0.10					
2015-12-01	RARE	Ultragenyx Pharmaceutical	C	-1.87	1.30	JNJ	Johnson & Johnson	B	1.19	1.30
2015-12-01	EVHC	Envision Health	D	-2.90	0.30	BAX	Baxter International	B	1.19	0.30
2015-12-01	RESI	Altisource Residential Gw	D	-2.90	0.30					
2015-12-01	GWPH	Pharmaceuticals Adr	C	-1.89	0.60	ZBH	Zimmer Biomet	B	1.19	0.60
2015-12-01	FOXA	Twenty-first Century Fox	D	-2.87	1.00	AN	Autonation	A	2.31	1.00
2015-12-01	LE	Lands' End	D	-2.86	0.30	LB	L Brands	A	2.30	0.30
2016-01-01	ADN	Aberdeen Asset Management	D	-2.90	0.30					
2016-01-01	TUES	Tuesday Morning	D	-2.95	0.00					
2016-01-01	VMW	Vmware	D	-2.90	0.10	BRCM	Broadcom Corp	A	2.39	0.10
2016-01-01	DMGT	Daily Mail & General Trust	D	-2.88	0.90	ATVI	Activision Blizzard	A	2.61	0.90
2016-01-01	TSCO	Tesco	D	-2.90	0.50					
2016-01-01	27	Galaxy Entertainment	D	-2.95	1.30					
2016-01-01	CSX	Csx	D	-2.89	1.50	CTAS	Cintas	A	2.56	1.50
2016-01-01	CTL	Centurylink	D	-2.90	0.10	LVL	Level 3 Communications	B	1.19	0.10
2016-01-01	MBT	Metropolitan Bank & Trust	D	-2.87	0.40	SNA	Snap-on	A	2.59	0.40
2016-01-01	RIG	Transocean	D	-2.88	0.20	TSO	Tesoro	A	2.37	0.20
2016-01-01	MPEL	Melco Crown Sp Adr	D	-2.88	0.30	NI	Nisource	A	3.00	0.30
2016-01-01	FMC	Fmc	D	-2.89	0.30	ARG	Airgas Inc	A	2.26	0.30
2016-01-01	STT	State Street	D	-2.86	0.80	EFX	Equifax	A	2.63	0.80
2016-01-01		Kingfisher	C	-1.85	0.40	EA	Electronic Arts	A	2.55	0.40
2016-01-01	7974	Nintendo	C	-1.89	0.50	MNST	Monster Beverage	A	2.48	0.50
2016-01-01	JBHT	J.b.hunt Transport Services	D	-2.87	0.10	FISV	Fiserv	A	2.56	0.10
2016-01-01	BTOW3	B2w - Companhia Digital	D	-2.91	0.10					
2016-01-01	SLB	Schlumberger	D	-2.87	0.40	FSLR	First Solar	A	2.27	0.40



Date	Ticker	Name	R	SM	W (%)	Ticker	Name	R	SM	W (%)
2016-01-01	AGI	Alliance Global	D	-2.90	0.20					
2016-01-01	UNP	Union Pacific	D	-2.89	0.70	NOC	Northrop Grumman	A	2.49	0.70
2016-01-01	ENDP	Endo International	D	-2.89	0.60	HSIC	Henry Schein	A	2.51	0.60
2016-01-01	GL9	Glanbia	C	-1.86	0.50	HRL	Hormel Foods	A	2.46	0.50
2016-01-01	ASML	Asml	D	-2.87	0.20	NDAQ	Nasdaq	A	2.46	0.20
2016-01-01	FNSR	Finisar	D	-2.90	0.20	VRSN	Verisign	A	2.31	0.20
2016-01-01	WPO	Graham Holdings	D	-2.89	0.40	DIS	Walt Disney	A	2.60	0.40
2016-01-01	MTN	Mtn	D	-2.91	0.30					
2016-01-01	ZBRA	Zebra Technologies	D	-2.90	0.60					
2016-01-01	UNH	Unitedhealth	C	-1.84	0.80	VRTX	Vertex Pharmaceuticals	A	2.33	0.80
2016-01-01	GILD	Gilead Sciences	C	-1.86	1.20	REGN	Regeneron Pharmaceuticals	A	2.33	1.20
2016-01-01	MSB	Mesoblast	D	-2.93	0.20					
2016-01-01	EXAS	Exact Sciences	D	-2.95	0.10					
2016-01-01	BMRN	Biomarin Pharmaceutical	C	-1.87	1.80	CI	Cigna	A	2.32	1.80
2016-01-01	SYK	Stryker	C	-1.85	1.20	BCR	C R Bard	A	2.32	1.20
2016-01-01	MCK	Mckesson	D	-2.86	1.10	ORLY	O'reilly Automotive	A	2.53	1.10
2016-01-01	STX	Seagate Technology	D	-2.91	0.40					
2016-01-01	STJ	St Jude Medical Inc	D	-2.87	0.60	LLY	Eli Lilly	A	2.29	0.60
2016-01-01	AET	Aetna	C	-1.86	0.30	BMJ	Bristol-myers Squibb	A	2.25	0.30
2016-01-01	QGEN	Qiagen	C	-1.84	0.30	XRAY	Dentsply Intl	A	2.23	0.30
2016-01-01	GLNG	Golar Lng	D	-2.95	0.00					
2016-01-01	SAN	Banco Santander	D	-2.89	0.40	SCHW	Charles Schwab	A	2.43	0.40
2016-01-01	AIRA	Airasia	D	-2.85	0.10	RAI	Reynolds American	A	2.38	0.10
2016-01-01	SWKS	Skyworks Solutions	D	-2.88	2.00	FB	Facebook	A	2.31	2.00
2016-01-01	NUVA	Nuvasive	C	-1.84	1.30	BDX	Becton Dickinson	A	2.23	1.30
2016-01-01	2688	Enn Energy	D	-2.85	0.40	BK	Bank Of New York Mellon	A	2.34	0.40
2016-01-01	939	China Construction Bank	D	-2.89	0.00	VMC	Vulcan Materials Co	A	2.34	0.00
2016-01-01	DPZ	Domino's Pizza	C	-1.84	0.40	CM-CSA	Comcast	A	2.48	0.40
2016-01-01	TMH	Team Hlth Hldgs	D	-2.89	0.30	LH	Laboratory Corp Of America	A	2.22	0.30
2016-01-01	1928	Sands China	D	-2.88	0.20	CB	Chubb	A	2.30	0.20
2016-01-01	MESO	Mesoblast Adr	D	-2.96	0.00					
2016-01-01	BLUE	Bluebird Bio	D	-2.94	0.60					
2016-01-01	LULU	Lululemon Athletica	D	-2.87	1.40	DLPH	Delphi Automotive	A	2.73	1.40
2016-01-01	EROS	Eros International	D	-2.96	0.20					
2016-01-01	FIVE	Five Below	D	-2.86	0.10	EXPE	Expedia	A	2.43	0.10
2016-01-01	3618	Chongqing Rural Commercial Bank	C	-1.89	0.30	SWK	Stanley Black & Decker	A	2.30	0.30
2016-01-01	2282	Mgm China	D	-2.91	0.10					
2016-01-01	RARE	Ultragenyx Pharmaceutical	C	-1.86	1.40	ACT	Actavis	A	2.21	1.40
2016-01-01	EVHC	Envision Health	D	-2.90	0.40					
2016-01-01	RESI	Altisource Residential Gw	D	-2.91	0.20					
2016-01-01	GWPH	Pharmaceuticals Adr	C	-1.91	0.50	ZTS	Zoetis	A	2.20	0.50
2016-01-01	FOXA	Twenty-first Century Fox	D	-2.88	0.90	AZO	Autozone	A	2.34	0.90
2016-01-01	LE	Lands' End	D	-2.86	0.30	CVC	Cablevision Systems Corp	A	2.30	0.30
2016-02-01	WU	The Western Union	D	-2.87	0.60	EXR	Extra Space Storage	A	2.84	0.60
2016-02-01	ADN	Aberdeen Asset Management	D	-2.92	0.20					
2016-02-01	CTSH	Cognizant Technology Solutions	C	-1.85	0.20	FB	Facebook	A	2.34	0.20
2016-02-01	TUES	Tuesday Morning	D	-2.96	0.00					
2016-02-01	VMW	Vmware	D	-2.92	0.10					
2016-02-01	KER	Kering	D	-2.85	0.70	SNA	Snap-on	A	2.56	0.70

Date	Ticker	Name	R	SM	W (%)	Ticker	Name	R	SM	W (%)
2016-02-01	VRSK	Verisk Analytics	C	-1.85	0.20	FISV	Fiserv	A	2.58	0.20
2016-02-01	DMGT	Daily Mail & General Trust	D	-2.89	1.00	ATVI	Activision Blizzard	A	2.55	1.00
2016-02-01	TSCO	Tesco	D	-2.89	0.60	HRL	Hormel Foods	A	2.48	0.60
2016-02-01	27	Galaxy Entertainment	D	-2.95	1.40					
2016-02-01	CSX	Csx	D	-2.90	1.50	NOC	Northrop Grumman	A	2.49	1.50
2016-02-01	CTL	Centurylink	D	-2.90	0.10	LVLTL	Level 3 Communications	B	1.17	0.10
2016-02-01	MBT	Metropolitan Bank & Trust	D	-2.88	0.40	MNST	Monster Beverage	A	2.44	0.40
2016-02-01	RIG	Transocean	D	-2.90	0.20					
2016-02-01	MPEL	Melco Crown Sp Adr	D	-2.90	0.30	NI	Nisource	A	3.00	0.30
2016-02-01	FMC	Fmc	D	-2.90	0.30					
2016-02-01	JGS	Jg Summit	C	-1.85	0.40	RAI	Reynolds American	A	2.42	0.40
2016-02-01	STT	State Street	D	-2.89	0.70	EFX	Equifax	A	2.60	0.70
2016-02-01		Kingfisher	D	-2.85	0.50	GMCR	Keurig Green Mountain	A	2.37	0.50
2016-02-01	PCLN	The Priceline	C	-1.88	0.40	DIS	Walt Disney	A	2.55	0.40
2016-02-01	7974	Nintendo	C	-1.88	0.60	STZ	Constellation Brands	A	2.31	0.60
2016-02-01	JBHT	J.b.hunt Transport Services	D	-2.87	0.10	VMC	Vulcan Materials Co	A	2.31	0.10
2016-02-01	BTOW3	B2w - Companhia Digital	D	-2.92	0.10					
2016-02-01	JDSU	JDS Uniphase Corporation	D	-2.87	0.20	VRSN	Verisign	A	2.27	0.20
2016-02-01	ORCL	Oracle	D	-2.85	0.80	SNDK	Sandisk Corp	A	2.26	0.80
2016-02-01	PGR	Progressive	C	-1.85	0.60	NDAQ	Nasdaq	A	2.48	0.60
2016-02-01	RL	Ralph Lauren	D	-2.86	0.60	DLPH	Delphi Automotive	A	2.56	0.60
2016-02-01	SLB	Schlumberger	D	-2.87	0.50	TSO	Tesoro	A	2.31	0.50
2016-02-01	AGI	Alliance Global	D	-2.91	0.20					
2016-02-01	TXN	Texas Instruments	C	-1.85	0.90	NVDA	Nvidia	A	2.25	0.90
2016-02-01	UNP	Union Pacific	D	-2.90	0.70					
2016-02-01	ENDP	Endo International	D	-2.90	0.60					
2016-02-01	BSX	Boston Scientific	C	-1.84	0.40	HSIC	Henry Schein	A	2.50	0.40
2016-02-01	GL9	Glanbia	C	-1.84	0.60	BK	Bank Of New York Mellon	A	2.29	0.60
2016-02-01	ESRX	Express Scripts	D	-2.86	1.30	BCR	C R Bard	A	2.32	1.30
2016-02-01	ASML	Asml	D	-2.86	0.20	FSLR	First Solar	A	2.28	0.20
2016-02-01	FNSR	Finisar	D	-2.91	0.20					
2016-02-01	WPO	Graham Holdings	D	-2.89	0.40	CVC	Cablevision Systems Corp	A	2.30	0.40
2016-02-01	MTN	Mtn	D	-2.91	0.30					
2016-02-01	ZBRA	Zebra Technologies	D	-2.92	0.60					
2016-02-01	UNH	Unitedhealth	C	-1.84	0.90	CI	Cigna	A	2.29	0.90
2016-02-01	GILD	Gilead Sciences	D	-2.89	1.10	LLY	Eli Lilly	A	2.27	1.10
2016-02-01	MSB	Mesoblast	D	-2.94	0.20					
2016-02-01	EXAS	Exact Sciences	D	-2.97	0.00					
2016-02-01	BMRN	Biomarin Pharmaceutical	D	-2.91	1.50					
2016-02-01	ACN	Accenture Cl A	C	-1.84	1.60	ALLE	Allegion	A	2.25	1.60
2016-02-01	JPM	Jpmorgan Chase	C	-1.85	0.40	SCHW	Charles Schwab	A	2.33	0.40
2016-02-01	SYK	Stryker	C	-1.84	1.50	REGN	Regeneron Pharmaceuticals	A	2.25	1.50
2016-02-01	ILMN	Illumina	D	-2.86	0.90	VRTX	Vertex Pharmaceuticals	A	2.24	0.90
2016-02-01	MCK	Mckesson	D	-2.89	1.00	LB	L Brands	A	2.30	1.00
2016-02-01	STX	Seagate Technology	D	-2.93	0.40					
2016-02-01	STJ	St Jude Medical Inc	D	-2.88	0.50	XRAY	Dentsply Intl	A	2.23	0.50
2016-02-01	AET	Aetna	C	-1.87	0.30	BMY	Bristol-myers Squibb	A	2.22	0.30
2016-02-01	DEC	Jc Decaux	C	-1.84	0.50	PSA	Public Storage	A	2.28	0.50
2016-02-01	PNRA	Panera Bread	C	-1.84	0.10	SBUX	Starbucks	A	2.28	0.10
2016-02-01	QGEN	Qiagen	C	-1.87	0.30	BDX	Becton Dickinson	A	2.22	0.30
2016-02-01	GLNG	Golar Lng	D	-2.94	0.10					
2016-02-01	SAN	Banco Santander	D	-2.91	0.40					
2016-02-01	AIRA	Airasia	D	-2.84	0.10	ARG	Airgas Inc	A	2.27	0.10
2016-02-01	SWKS	Skyworks Solutions	D	-2.90	2.00	ADBE	Adobe Systems	A	2.25	2.00

Date	Ticker	Name	R	SM	W (%)	Ticker	Name	R	SM	W (%)
2016-02-01	NUVA	Nuvasive	C	-1.86	1.20	LH	Laboratory Corp Of America	A	2.20	1.20
2016-02-01	DPW	Deutsche Post	D	-2.87	0.50	SWK	Stanley Black & Decker	A	2.27	0.50
2016-02-01	2688	Enn Energy	D	-2.87	0.40	TE	Teco Energy	A	2.26	0.40
2016-02-01	939	China Construction Bank	D	-2.90	0.00					
2016-02-01	HDB	Hdfc Bank Adr	D	-2.85	0.70	CB	Chubb	A	2.29	0.70
2016-02-01	TMH	Team Hlth Hldgs	D	-2.90	0.30	JNJ	Johnson & Johnson	A	2.19	0.30
2016-02-01	1928	Sands China	D	-2.88	0.20	V	Visa	A	2.25	0.20
2016-02-01	MESO	Mesoblast Adr	D	-2.97	0.00					
2016-02-01	BLUE	Bluebird Bio	D	-2.96	0.50					
2016-02-01	AVN	Avanti Coms Group	D	-2.90	0.20					
2016-02-01	TCG	Thomas Cook	D	-2.85	0.00	AVY	Avery Dennison	A	2.24	0.00
2016-02-01	EROS	Eros International	D	-2.96	0.20					
2016-02-01	FIVE	Five Below	D	-2.85	0.20	LOW	Lowe's Companies	A	2.27	0.20
2016-02-01	3618	Chongqing Rural Commercial Bank	D	-2.91	0.20					
2016-02-01	2282	Mgm China	D	-2.91	0.10					
2016-02-01	GRFS	Grifols, Adr	D	-2.86	0.40	ACT	Actavis	A	2.19	0.40
2016-02-01	RARE	Ultragenyx Pharmaceutical	C	-1.92	0.90	BAX	Baxter International	A	2.18	0.90
2016-02-01	EVHC	Envision Health	D	-2.92	0.40					
2016-02-01	RESI	Altisource Residential Gw	D	-2.92	0.20					
2016-02-01	GWPH	Pharmaceuticals Adr	D	-2.93	0.40					
2016-02-01	FOXA	Twenty-first Century Fox	D	-2.88	1.00	TSCO	Tractor Supply	A	2.25	1.00
2016-02-01	LE	Lands' End	D	-2.87	0.30	CCL	Carnival	A	2.23	0.30
2016-02-01	BABA	Alibaba Adr	D	-2.87	0.50	MCD	Mcdonald's	A	2.22	0.50
2016-03-01	WU	The Western Union	D	-2.86	0.60	EXR	Extra Space Storage	A	2.79	0.60
2016-03-01	ADN	Aberdeen Asset Management	D	-2.92	0.20					
2016-03-01	CTSH	Cognizant Technology Solutions	D	-2.86	0.20	FB	Facebook	A	2.32	0.20
2016-03-01	AIG	American International	C	-1.87	0.60	EFX	Equifax	A	2.60	0.60
2016-03-01	AMGN	Amgen	D	-2.85	2.00	HSIC	Henry Schein	A	2.55	2.00
2016-03-01	TUES	Tuesday Morning	D	-2.95	0.10					
2016-03-01	VMW	Vmware	D	-2.91	0.10					
2016-03-01	KER	Kering	D	-2.85	0.70	HRL	Hormel Foods	A	2.50	0.70
2016-03-01	VRSK	Verisk Analytics	C	-1.85	0.20	FISV	Fiserv	A	2.61	0.20
2016-03-01	DMGT	Daily Mail & General Trust	D	-2.89	1.00	RAI	Reynolds American	A	2.42	1.00
2016-03-01	7732	Topcon	D	-2.91	0.40					
2016-03-01	TSCO	Tesco	D	-2.88	0.70	GMCR	Keurig Green Mountain	A	2.38	0.70
2016-03-01	27	Galaxy Entertainment	D	-2.95	1.50					
2016-03-01	CSX	Csx	D	-2.89	1.60	NOC	Northrop Grumman	A	2.50	1.60
2016-03-01	MBT	Metropolitan Bank & Trust	D	-2.87	0.40	STZ	Constellation Brands	A	2.29	0.40
2016-03-01	RIG	Transocean	D	-2.91	0.20					
2016-03-01	MPEL	Melco Crown Sp Adr	D	-2.88	0.40	NI	Nisource	A	3.00	0.40
2016-03-01	700	Tencent	D	-2.85	1.20	TSN	Tyson Foods	A	2.29	1.20
2016-03-01	FITB	Fifth Third Bancorp	D	-2.87	0.30	NDAQ	Nasdaq	A	2.50	0.30
2016-03-01	FMC	Fmc	D	-2.90	0.40	NEM	Newmont Mining	A	2.27	0.40
2016-03-01	JGS	Jg Summit	D	-2.84	0.40	FSLR	First Solar	A	2.28	0.40
2016-03-01	STT	State Street	D	-2.88	0.70	CB	Chubb	A	2.30	0.70
2016-03-01		Kingfisher	D	-2.84	0.50	SWK	Stanley Black & Decker	A	2.27	0.50
2016-03-01	PCLN	The Priceline	C	-1.85	0.50	CVC	Cablevision Systems Corp	A	2.31	0.50
2016-03-01	7974	Nintendo	D	-2.90	0.50	MAT	Mattel	A	2.27	0.50
2016-03-01	HUM	Humana	D	-2.86	0.30	BCR	C R Bard	A	2.33	0.30

Date	Ticker	Name	R	SM	W (%)	Ticker	Name	R	SM	W (%)
2016-03-01	IFF	International Flavors & Fragrances	D	-2.86	0.30	ARG	Airgas Inc	A	2.27	0.30
2016-03-01	6981	Murata Manufacturing	D	-2.89	0.60	KORS	Michael Kors	A	2.27	0.60
2016-03-01	ADSK	Autodesk	D	-2.86	0.50	VRSN	Verisign	A	2.31	0.50
2016-03-01	JBHT	J.b.hunt Transport Services	D	-2.86	0.10	MAS	Masco	A	2.27	0.10
2016-03-01	MDT	Medtronic	D	-2.84	0.60	CI	Cigna	A	2.31	0.60
2016-03-01	BTOW3	B2w - Companhia Digital	D	-2.93	0.10					
2016-03-01	NSC	Norfolk Southern	D	-2.87	0.40	ALLE	Allegion	A	2.27	0.40
2016-03-01	ORCL	Oracle	D	-2.84	0.80	NVDA	Nvidia	A	2.28	0.80
2016-03-01	BAB	Babcock International	D	-2.86	0.20	AVY	Avery Dennison	A	2.27	0.20
2016-03-01	PGR	Progressive	C	-1.84	0.60	PSA	Public Storage	A	2.28	0.60
2016-03-01	RL	Ralph Lauren	D	-2.89	0.50	SNA	Snap-on	A	2.52	0.50
2016-03-01	SLB	Schlumberger	D	-2.86	0.50	TSO	Tesoro	A	2.29	0.50
2016-03-01	AGI	Alliance Global	D	-2.91	0.20					
2016-03-01	TXN	Texas Instruments	C	-1.85	0.90	KLAC	Kla-tencor	A	2.25	0.90
2016-03-01	UNP	Union Pacific	D	-2.89	0.80	TSS	Total System Services	A	2.26	0.80
2016-03-01	WAG	Walgreens Boots Alliance	D	-2.86	0.50	SBUX	Starbucks	A	2.28	0.50
2016-03-01	WFC	Wells Fargo	D	-2.85	1.00	EQIX	Equinix Inc	A	2.24	1.00
2016-03-01	ENDP	Endo International	D	-2.93	0.40					
2016-03-01	BSX	Boston Scientific	C	-1.85	0.40	LLY	Eli Lilly	A	2.25	0.40
2016-03-01	ESRX	Express Scripts	D	-2.86	1.20	BMJ	Bristol-myers Squibb	A	2.23	1.20
2016-03-01	ASML	Asml	D	-2.86	0.20	TE	Teco Energy	A	2.26	0.20
2016-03-01	FNSR	Finisar	D	-2.89	0.20	ADBE	Adobe Systems	A	2.24	0.20
2016-03-01	WPO	Graham Holdings	D	-2.89	0.40	LB	L Brands	A	2.27	0.40
2016-03-01	MTN	Mtn	D	-2.90	0.30					
2016-03-01	ZBRA	Zebra Technologies	D	-2.91	0.60					
2016-03-01	UNH	Unitedhealth	D	-2.83	0.90	BDX	Becton Dickinson	A	2.22	0.90
2016-03-01	GILD	Gilead Sciences	D	-2.88	1.20	BAX	Baxter International	A	2.20	1.20
2016-03-01	NFLX	Netflix	C	-1.87	3.90	CCL	Carnival	A	2.23	3.90
2016-03-01	EWBC	East West Bancorp	D	-2.88	0.40	O	Realty Income	A	2.23	0.40
2016-03-01	MSB	Mesoblast	D	-2.91	0.30					
2016-03-01	EXAS	Exact Sciences	D	-2.97	0.00					
2016-03-01	BMRN	Biomarin Pharmaceutical	D	-2.89	1.70	JNJ	Johnson & Johnson	A	2.20	1.70
2016-03-01	ACN	Accenture Cl A	C	-1.84	1.50	RTN	Raytheon	A	2.22	1.50
2016-03-01	JPM	Jpmorgan Chase	D	-2.85	0.40	TRV	Travelers Companies	A	2.22	0.40
2016-03-01	ILMN	Illumina	D	-2.86	0.90	ISRG	Intuitive Surgical	A	2.19	0.90
2016-03-01	MCK	Mckesson	D	-2.89	1.00	DLTR	Dollar Tree	A	2.22	1.00
2016-03-01	NATI	National Instruments	D	-2.84	0.10	FAST	Fastenal	A	2.21	0.10
2016-03-01	STX	Seagate Technology	D	-2.92	0.40					
2016-03-01	STJ	St Jude Medical Inc	D	-2.88	0.50	WAT	Waters	A	2.18	0.50
2016-03-01	AET	Aetna	C	-1.86	0.30	ZTS	Zoetis	A	2.18	0.30
2016-03-01	DEC	Jc Decaux	C	-1.84	0.50	DHI	D.r. Horton	A	2.25	0.50
2016-03-01	QGEN	Qiagen	C	-1.87	0.20	MNK	Mallinckrodt	B	1.20	0.20
2016-03-01	GLNG	Golar Lng	D	-2.94	0.10					
2016-03-01	SAN	Banco Santander	D	-2.90	0.40					
2016-03-01	SWKS	Skyworks Solutions	D	-2.89	2.00	AMAT	Applied Materials	A	2.22	2.00
2016-03-01	NUVA	Nuvasive	C	-1.88	1.10	MYL	Mylan	B	1.20	1.10
2016-03-01	DPW	Deutsche Post	D	-2.87	0.50	CPB	Campbell Soup	A	2.24	0.50
2016-03-01	2688	Enn Energy	D	-2.87	0.40	HAS	Hasbro	A	2.24	0.40
2016-03-01	939	China Construction Bank	D	-2.90	0.00					
2016-03-01	HDB	Hdfc Bank Adr	D	-2.86	0.60	HIG	The Hartford Financial Services	A	2.22	0.60
2016-03-01	TMH	Team Hlth Hldgs	D	-2.89	0.30	VAR	Varian Medical Systems	B	1.18	0.30
2016-03-01	1928	Sands China	D	-2.88	0.20	MKC	Mccormick	A	2.24	0.20
2016-03-01	MESO	Mesoblast Adr	D	-2.95	0.00					
2016-03-01	1299	Aia	D	-2.88	0.80	NWL	Newell Brands	A	2.23	0.80
2016-03-01	BLUE	Bluebird Bio	D	-2.96	0.50					

Date	Ticker	Name	R	SM	W (%)	Ticker	Name	R	SM	W (%)
2016-03-01	BIDU	Baidu Adr	D	-2.86	2.00	MSFT	Microsoft	A	2.22	2.00
2016-03-01	AVN	Avanti Coms Group	D	-2.93	0.10					
2016-03-01	TCG	Thomas Cook	D	-2.85	0.00	GAS	AGL Resources	A	2.23	0.00
2016-03-01	EROS	Eros International	D	-2.97	0.10					
2016-03-01	3618	Chongqing Rural Commercial Bank	D	-2.91	0.20					
2016-03-01	2282	Mgm China	D	-2.91	0.10					
2016-03-01	KITE	Kite Pharma	D	-2.90	1.30					
2016-03-01	GRFS	Grifols, Adr	D	-2.86	0.40	DGX	Quest Diagnostics	B	1.17	0.40
2016-03-01	RARE	Ultragenyx Pharmaceutical	C	-1.92	0.90	ATVI	Activision Blizzard	A	2.51	0.90
2016-03-01	EVHC	Envision Health	D	-2.92	0.40					
2016-03-01	RESI	Altisource Residential Gw	D	-2.93	0.20					
2016-03-01	GWPH	Pharmaceuticals Adr	D	-2.95	0.30					
2016-03-01	FOXA	Twenty-first Century Fox	D	-2.88	1.00	LUV	Southwest Airlines	A	2.22	1.00
2016-03-01	LE	Lands' End	D	-2.86	0.30	MCD	Mcdonald's	A	2.21	0.30
2016-03-01	BABA	Alibaba Adr	D	-2.86	0.60	ROST	Ross Stores	A	2.21	0.60
2016-03-01	QRVO	Qorvo	D	-2.91	1.40					
2016-04-01	ADN	Aberdeen Asset Management Cognizant	D	-2.91	0.20					
2016-04-01	CTSH	Technology Solutions	D	-2.85	0.20	FB	Facebook	A	2.34	0.20
2016-04-01	AIG	American International	D	-2.86	0.60	EXR	Extra Space Storage	A	2.88	0.60
2016-04-01	AMGN	Amgen	D	-2.84	1.90	HSIC	Henry Schein	A	2.56	1.90
2016-04-01	VMW	Vmware	D	-2.90	0.10					
2016-04-01	UCB	Ucb	C	-1.87	0.30	HRL	Hormel Foods	A	2.51	0.30
2016-04-01	DMGT	Daily Mail & General Trust	D	-2.88	0.90	RAI	Reynolds American	A	2.42	0.90
2016-04-01	7732	Topcon	D	-2.89	0.50	STZ	Constellation Brands	A	2.31	0.50
2016-04-01	PRU	Prudential	D	-2.86	0.80	TSN	Tyson Foods	A	2.30	0.80
2016-04-01	MON	Monsanto	D	-2.85	0.70	SNA	Snap-on	A	2.55	0.70
2016-04-01	CSX	Csx	D	-2.89	0.80	FISV	Fiserv	A	2.64	0.80
2016-04-01	RIG	Transocean	D	-2.92	0.10					
2016-04-01	MPEL	Melco Crown Sp Adr	D	-2.88	0.30	NI	Nisource	A	3.00	0.30
2016-04-01	FITB	Fifth Third Bancorp	D	-2.86	0.30	EFX	Equifax	A	2.66	0.30
2016-04-01	FMC	Fmc	D	-2.89	0.30	AVY	Avery Dennison	A	2.29	0.30
2016-04-01	STT	State Street	D	-2.88	0.30	NDAQ	Nasdaq	A	2.52	0.30
2016-04-01	7974	Nintendo	D	-2.90	0.50	MAT	Mattel	A	2.29	0.50
2016-04-01	6981	Murata Manufacturing	D	-2.89	0.60	NEM	Newmont Mining	A	2.29	0.60
2016-04-01	BAB	Babcock International	D	-2.85	0.20	TSS	Total System Services	A	2.28	0.20
2016-04-01	RL	Ralph Lauren	D	-2.88	0.40	ATVI	Activision Blizzard	A	2.54	0.40
2016-04-01	SLB	Schlumberger	D	-2.87	0.40	FSLR	First Solar	A	2.28	0.40
2016-04-01	AGI	Alliance Global	D	-2.90	0.20	DHI	D.r. Horton	A	2.27	0.20
2016-04-01	TXN	Texas Instruments	C	-1.84	0.90	VRSN	Verisign	A	2.32	0.90
2016-04-01	UNP	Union Pacific	D	-2.89	0.70	NOC	Northrop Grumman	A	2.52	0.70
2016-04-01	WAG	Walgreens Boots Alliance	D	-2.85	0.50	CVC	Cablevision Systems Corp	A	2.31	0.50
2016-04-01	WFC	Wells Fargo	D	-2.85	0.50	CB	Chubb	A	2.31	0.50
2016-04-01	BARC	Barclays	D	-2.91	0.40					
2016-04-01	ENDP	Endo International	D	-2.95	0.40					
2016-04-01	ESRX	Express Scripts	D	-2.87	1.10	BCR	C R Bard	A	2.35	1.10
2016-04-01	6758	Sony	D	-2.88	1.60	ARG	Airgas Inc	A	2.27	1.60
2016-04-01	WPO	Graham Holdings	D	-2.89	0.40	WYNN	Wynn Resorts	A	2.31	0.40
2016-04-01	ZBRA	Zebra Technologies	D	-2.90	0.60					
2016-04-01	GILD	Gilead Sciences	D	-2.87	0.70	CI	Cigna	A	2.30	0.70
2016-04-01	NFLX	Netflix	C	-1.87	3.90	CCL	Carnival	A	2.24	3.90
2016-04-01	PRGO	Perrigo	D	-2.90	0.90	LLY	Eli Lilly	A	2.25	0.90
2016-04-01	EWBC	East West Bancorp	D	-2.87	0.40	PSA	Public Storage	A	2.30	0.40
2016-04-01	MSB	Mesoblast	D	-2.90	0.30					
2016-04-01	BMRN	Biomarin Pharmaceutical	D	-2.89	1.40	BMY	Bristol-myers Squibb	A	2.23	1.40



Date	Ticker	Name	R	SM	W (%)	Ticker	Name	R	SM	W (%)
2016-04-01	VIAB	Viacom	D	-2.92	0.40					
2016-04-01	JPM	Jpmorgan Chase	D	-2.85	0.40	UDR	Udr	A	2.27	0.40
2016-04-01	ILMN	Illumina	D	-2.86	0.90	XRAY	Dentsply Sirona	A	2.23	0.90
2016-04-01	MCK	Mckesson	D	-2.89	1.20	SNI	Scripps Networks Interactive	A	2.23	1.20
2016-04-01	STX	Seagate Technology	D	-2.92	0.40					
2016-04-01	STJ	St Jude Medical Inc	D	-2.88	0.50	BDX	Becton Dickinson	A	2.23	0.50
2016-04-01	AET	Aetna	C	-1.86	0.30	BAX	Baxter International	A	2.21	0.30
2016-04-01	PKI	Perkinelmer	D	-2.85	0.90	MAS	Masco	A	2.30	0.90
2016-04-01	ALXN	Alexion Pharmaceuticals	D	-2.88	2.70	ISRG	Intuitive Surgical	A	2.20	2.70
2016-04-01	QGEN	Qiagen	D	-2.86	0.20	JNJ	Johnson & Johnson	A	2.20	0.20
2016-04-01	GLNG	Golar Lng	D	-2.94	0.10					
2016-04-01	SAN	Banco Santander	D	-2.91	0.40					
2016-04-01	SWKS	Skyworks Solutions	D	-2.88	2.20	NVDA	Nvidia	A	2.31	2.20
2016-04-01	NUVA	Nuvasive	D	-2.85	1.20	DGX	Quest Diagnostics	A	2.20	1.20
2016-04-01	DPW	Deutsche Post	D	-2.86	0.50	ALLE	Allegion	A	2.27	0.50
2016-04-01	ANET	Arista Networks	D	-2.87	0.20	KLAC	Kla-tencor	A	2.26	0.20
2016-04-01	2688	Enn Energy	D	-2.85	0.60	KORS	Michael Kors	A	2.27	0.60
2016-04-01	HDB	Hdfc Bank Adr	D	-2.84	0.60	EQIX	Equinix Inc	A	2.25	0.60
2016-04-01	TMH	Team Hlth Hldgs	D	-2.90	0.30	ZBH	Zimmer Biomet	A	2.20	0.30
2016-04-01	MESO	Mesoblast Adr	D	-2.94	0.00					
2016-04-01	1299	Aia	D	-2.87	0.80	NWL	Newell Brands	A	2.27	0.80
2016-04-01	BLUE	Bluebird Bio	D	-2.96	0.50					
2016-04-01	BIDU	Baidu Adr	D	-2.85	2.00	ADBE	Adobe Systems	A	2.26	2.00
2016-04-01	AVN	Avanti Coms Group	D	-2.94	0.10					
2016-04-01	EROS	Eros International	D	-2.95	0.20					
2016-04-01	3618	Chongqing Rural Commercial Bank	D	-2.90	0.20					
2016-04-01	KITE	Kite Pharma	D	-2.91	1.20					
2016-04-01	GRFS	Grifols, Adr	D	-2.86	0.40	WAT	Waters	A	2.19	0.40
2016-04-01	RARE	Ultragenyx Pharmaceutical	D	-2.92	0.80					
2016-04-01	EVHC	Envision Health	D	-2.93	0.30					
2016-04-01	RESI	Altisource Residential Gw	D	-2.91	0.20					
2016-04-01	GWPH	Pharmaceuticals Adr	D	-2.90	0.50					
2016-04-01	FOXA	Twenty-first Century Fox	D	-2.88	1.00	LUV	Southwest Airlines	A	2.23	1.00
2016-04-01	ESNT	Essent	D	-2.88	0.60	O	Realty Income	A	2.24	0.60
2016-04-01	QRVO	Qorvo	D	-2.90	1.40					
2016-04-01	EXO	Exor	D	-2.89	0.40	CPB	Campbell Soup	A	2.26	0.40
2016-05-02	ADN	Aberdeen Asset Management	D	-2.90	0.30					
2016-05-02	CTSH	Cognizant Technology Solutions	D	-2.86	0.20	FB	Facebook	A	2.35	0.20
2016-05-02	AIG	American International	D	-2.85	0.60	EXR	Extra Space Storage	A	2.82	0.60
2016-05-02	VMW	Vmware	D	-2.90	0.10	VRSN	Verisign	A	2.31	0.10
2016-05-02	UCB	Ucb	C	-1.87	0.30	RAI	Reynolds American	A	2.41	0.30
2016-05-02	7732	Topcon	D	-2.92	0.40					
2016-05-02	PRU	Prudential	D	-2.86	0.80	NEM	Newmont Mining	A	2.37	0.80
2016-05-02	CSX	Csx	D	-2.88	0.90	FISV	Fiserv	A	2.61	0.90
2016-05-02	RIG	Transocean	D	-2.89	0.20	MUR	Murphy Oil	A	2.37	0.20
2016-05-02	MPEL	Melco Crown Sp Adr	D	-2.89	0.30	NI	Nisource	A	3.00	0.30
2016-05-02	STT	State Street	D	-2.87	0.40	EFX	Equifax	A	2.68	0.40
2016-05-02	7974	Nintendo	D	-2.90	0.50					
2016-05-02	6981	Murata Manufacturing	D	-2.89	0.60	GPN	Global Payments	A	2.35	0.60
2016-05-02	CRM	Salesforce.com B2w - Companhia Digital	C	-1.84	0.20	NVDA	Nvidia	A	2.31	0.20
2016-05-02	BTOW3	Digital	D	-2.86	0.10	RRC	Range Resources	A	2.35	0.10
2016-05-02	BAB	Babcock International	D	-2.85	0.20	STZ	Constellation Brands	A	2.32	0.20



Date	Ticker	Name	R	SM	W (%)	Ticker	Name	R	SM	W (%)
2016-05-02	RL	Ralph Lauren	D	-2.88	0.40	ATVI	Activision Blizzard	A	2.55	0.40
2016-05-02	AKRA	Akr Corporindo	C	-1.87	0.70	TSS	Total System Services	A	2.30	0.70
2016-05-02	UNP	Union Pacific	D	-2.88	0.80	NOC	Northrop Grumman	A	2.54	0.80
2016-05-02	WAG	Walgreens Boots Alliance	D	-2.86	0.50	ULTA	Ulta Beauty	A	2.41	0.50
2016-05-02	WFC	Wells Fargo	D	-2.85	0.60	NDAQ	Nasdaq	A	2.49	0.60
2016-05-02	CAE	Cae	C	-1.84	0.50	TSN	Tyson Foods	A	2.30	0.50
2016-05-02	BARC	Barclays	D	-2.90	0.40	ADBE	Adobe Systems	A	2.26	0.60
2016-05-02	INTC	Intel	D	-2.86	0.60	HSIC	Henry Schein	A	2.56	1.20
2016-05-02	ENDP	Endo International	D	-2.95	0.40	AVY	Avery Dennison	A	2.30	1.60
2016-05-02	ESRX	Express Scripts	D	-2.86	1.20	CVC	Cablevision Systems Corp	A	2.32	0.40
2016-05-02	6758	Sony	D	-2.89	1.60	BCR	C R Bard	A	2.36	2.00
2016-05-02	WPO	Graham Holdings	D	-2.89	0.40	BMY	Bristol-myers Squibb	A	2.26	0.60
2016-05-02	HOLX	Hologic	D	-2.85	2.00	WYNN	Wynn Resorts	A	2.31	3.50
2016-05-02	ZBRA	Zebra Technologies	D	-2.91	0.60	BDX	Becton Dickinson	A	2.24	1.50
2016-05-02	GILD	Gilead Sciences	D	-2.85	0.60	XRAY	Dentsply Sirona	A	2.23	0.80
2016-05-02	NFLX	Netflix	C	-1.88	3.50	CB	Chubb	A	2.31	0.40
2016-05-02	PRGO	Perrigo	D	-2.92	0.70	BAX	Baxter International	A	2.22	0.70
2016-05-02	MSB	Mesoblast	D	-2.91	0.30	URBN	Urban Outfitters	A	2.24	1.30
2016-05-02	BMRN	Biomarin Pharmaceutical	D	-2.89	1.50	HCA	Hca	A	2.22	0.70
2016-05-02	MYGN	Myriad Genetics	C	-1.87	0.80	ISRG	Intuitive Surgical	A	2.21	2.70
2016-05-02	VIAB	Viacom	D	-2.92	0.50	ZBH	Zimmer Biomet	A	2.21	0.20
2016-05-02	JPM	Jpmorgan Chase	D	-2.84	0.40	MAS	Masco	A	2.29	0.40
2016-05-02	ILMN	Illumina	D	-2.87	0.70	KLAC	Kla-tencor	A	2.25	1.90
2016-05-02	MCK	Mckesson	D	-2.88	1.30	AMAT	Applied Materials	A	2.24	0.20
2016-05-02	STX	Seagate Technology	D	-2.95	0.20	NWL	Newell Brands	A	2.28	0.50
2016-05-02	STJ	St Jude Medical Inc	D	-2.84	0.70	JNJ	Johnson & Johnson	A	2.21	0.30
2016-05-02	ALXN	Alexion Pharmaceuticals	D	-2.88	2.70	MESO	Mesoblast Adr	D	-2.95	0.00
2016-05-02	QGEN	Qiagen	D	-2.87	0.20	BLUE	Bluebird Bio	D	-2.96	0.50
2016-05-02	GLNG	Golar Lng	D	-2.94	0.10	AVN	Avanti Coms Group	D	-2.93	0.10
2016-05-02	SAN	Banco Santander	D	-2.89	0.40	3618	Chongqing Rural Commercial Bank	D	-2.90	0.20
2016-05-02	SWKS	Skyworks Solutions	D	-2.90	1.90	KITE	Kite Pharma	D	-2.91	1.20
2016-05-02	ANET	Arista Networks	D	-2.86	0.20	RARE	Ultragenyx Pharmaceutical	D	-2.91	0.90
2016-05-02	2688	Enn Energy	D	-2.87	0.50	EVHC	Envision Health	D	-2.92	0.40
2016-05-02	TMH	Team Hlth Hldgs	D	-2.90	0.30	RESI	Altisource Residential	D	-2.91	0.20
2016-05-02	MESO	Mesoblast Adr	D	-2.95	0.00	GWPH	Pharmaceuticals Adr	D	-2.89	0.60
2016-05-02	BLUE	Bluebird Bio	D	-2.96	0.50	ESNT	Essent	D	-2.88	0.60
2016-05-02	AVN	Avanti Coms Group	D	-2.93	0.10	QRVO	Qorvo	D	-2.92	1.20
2016-05-02	3618	Chongqing Rural Commercial Bank	D	-2.90	0.20	EXO	Exor	D	-2.88	0.40
2016-05-02	KITE	Kite Pharma	D	-2.91	1.20	ADN	Aberdeen Asset Management	D	-2.91	0.20
2016-05-02	RARE	Ultragenyx Pharmaceutical	D	-2.91	0.90	CTSH	Cognizant Technology Solutions	D	-2.85	0.20
2016-05-02	EVHC	Envision Health	D	-2.92	0.40	AIG	American International	D	-2.85	0.60
2016-05-02	RESI	Altisource Residential	D	-2.91	0.20	VMW	Vmware	D	-2.89	0.10
2016-05-02	GWPH	Pharmaceuticals Adr	D	-2.89	0.60	KER	Kering	D	-2.85	0.60
2016-05-02	ESNT	Essent	D	-2.88	0.60	UCB	Ucb	C	-1.87	0.30
2016-05-02	QRVO	Qorvo	D	-2.92	1.20					
2016-05-02	EXO	Exor	D	-2.88	0.40	DGX	Quest Diagnostics	A	2.21	0.60
2016-06-01	ADN	Aberdeen Asset Management	D	-2.91	0.20	PSA	Public Storage	A	2.28	0.60
2016-06-01	CTSH	Cognizant Technology Solutions	D	-2.85	0.20	ALLE	Allegion	A	2.27	0.40
2016-06-01	AIG	American International	D	-2.85	0.60	NVDA	Nvidia	A	2.40	0.20
2016-06-01	VMW	Vmware	D	-2.89	0.10	EXR	Extra Space Storage	A	2.87	0.60
2016-06-01	KER	Kering	D	-2.85	0.60	FB	Facebook	A	2.35	0.10
2016-06-01	UCB	Ucb	C	-1.87	0.30	FCX	Freeport-mcmoran	A	2.47	0.60
						SWN	Southwestern Energy	A	2.46	0.30

Date	Ticker	Name	R	SM	W (%)	Ticker	Name	R	SM	W (%)
2016-06-01	7732	Topcon	D	-2.91	0.40					
2016-06-01	PRU	Prudential	D	-2.86	0.80	OKE	Oneok	A	2.39	0.80
2016-06-01	CSX	Csx	D	-2.88	0.80	FISV	Fiserv	A	2.65	0.80
2016-06-01	RIG	Transocean	D	-2.90	0.20					
2016-06-01	MPEL	Melco Crown Sp Adr	D	-2.90	0.30	NI	Nisource	A	3.00	0.30
2016-06-01	CRAY	Cray	C	-1.87	0.60	VRSN	Verisign	A	2.30	0.60
2016-06-01	WMH	William Hill	D	-2.88	0.50	GPN	Global Payments	A	2.38	0.50
2016-06-01	STT	State Street	D	-2.87	0.40	EFX	Equifax	A	2.71	0.40
2016-06-01	7974	Nintendo	D	-2.89	0.50	AYI	Acuity Brands	A	2.36	0.50
2016-06-01	HUM	Humana	D	-2.84	0.30	HSIC	Henry Schein	A	2.56	0.30
2016-06-01	6981	Murata Manufacturing B2w - Companhia	D	-2.89	0.60	RRC	Range Resources	A	2.35	0.60
2016-06-01	BTOW3	Digital	D	-2.90	0.10					
2016-06-01	RL	Ralph Lauren	D	-2.88	0.40	ATVI	Activision Blizzard	A	2.61	0.40
2016-06-01	AKRA	Akr Corporindo	C	-1.87	0.70	NEM	Newmont Mining	A	2.35	0.70
2016-06-01	UNP	Union Pacific	D	-2.89	0.70	NOC	Northrop Grumman	A	2.55	0.70
2016-06-01	WAG	Walgreens Boots Alliance	D	-2.87	0.40	ALK	Alaska Air	A	2.68	0.40
2016-06-01	WFC	Wells Fargo	D	-2.85	0.60	NDAQ	Nasdaq	A	2.51	0.60
2016-06-01	BARC	Barclays	D	-2.90	0.40	MUR	Murphy Oil	A	2.32	0.40
2016-06-01	ENDP	Endo International	D	-2.97	0.20					
2016-06-01	GL9	Glanbia	D	-2.85	0.40	WYNN	Wynn Resorts	A	2.31	0.40
2016-06-01	WPO	Graham Holdings	D	-2.88	0.40	ULTA	Ulta Beauty	A	2.46	0.40
2016-06-01	HOLX	Hologic	D	-2.85	2.00	BCR	C R Bard	A	2.37	2.00
2016-06-01	MTN	Mtn	D	-2.86	0.50	NRG	Nrg Energy	A	2.31	0.50
2016-06-01	NKE	Nike	C	-1.86	0.20	RAI	Reynolds American	A	2.42	0.20
2016-06-01	ZBRA	Zebra Technologies	D	-2.92	0.50					
2016-06-01	GILD	Gilead Sciences	D	-2.86	0.60	BMJ	Bristol-myers Squibb	A	2.26	0.60
2016-06-01	NFLX	Netflix	C	-1.87	3.80	CVC	Cablevision Systems Corp	A	2.33	3.80
2016-06-01	PRGO	Perrigo	D	-2.92	0.70					
2016-06-01	MSB	Mesoblast	D	-2.92	0.30					
2016-06-01	BMRN	Biomarin Pharmaceutical	D	-2.89	1.50	BDX	Becton Dickinson	A	2.25	1.50
2016-06-01	MYGN	Myriad Genetics	C	-1.88	0.80	XRAY	Dentsply Sirona	A	2.23	0.80
2016-06-01	VIAB	Viacom	D	-2.92	0.50					
2016-06-01	JPM	Jpmorgan Chase	D	-2.84	0.40	CB	Chubb	A	2.33	0.40
2016-06-01	ILMN	Illumina	D	-2.86	0.80	ZBH	Zimmer Biomet	A	2.22	0.80
2016-06-01	STX	Seagate Technology	D	-2.94	0.20					
2016-06-01	ALXN	Alexion Pharmaceuticals	D	-2.87	2.90	BAX	Baxter International	A	2.21	2.90
2016-06-01	QGEN	Qiagen	D	-2.87	0.20	ISRG	Intuitive Surgical	A	2.21	0.20
2016-06-01	GLNG	Golar Lng	D	-2.95	0.10					
2016-06-01	SAN	Banco Santander	D	-2.90	0.40	STZ	Constellation Brands	A	2.31	0.40
2016-06-01	SWKS	Skyworks Solutions	D	-2.90	1.90	AMAT	Applied Materials	A	2.28	1.90
2016-06-01	GRF	Grifols	C	-1.85	0.40	TSS	Total System Services	A	2.31	0.40
2016-06-01	2688	Enn Energy	D	-2.87	0.50	MAS	Masco	A	2.30	0.50
2016-06-01	TMH	Team Hlth Hldgs	D	-2.88	0.30	DGX	Quest Diagnostics	A	2.21	0.30
2016-06-01	MESO	Mesoblast Adr	D	-2.96	0.00					
2016-06-01	BLUE	Bluebird Bio	D	-2.96	0.50					
2016-06-01	AVN	Avanti Coms Group	D	-2.95	0.10					
2016-06-01	PODD	Insulet	C	-1.87	0.30	UHS	Universal Health Services	A	2.21	0.30
2016-06-01	3618	Chongqing Rural Commercial Bank	D	-2.91	0.20					
2016-06-01	KITE	Kite Pharma	D	-2.90	1.20					
2016-06-01	RARE	Ultragenyx Pharmaceutical	D	-2.91	0.90					
2016-06-01	EVHC	Envision Health	D	-2.91	0.40					
2016-06-01	RESI	Altisource Residential	D	-2.92	0.20					
2016-06-01	ESNT	Essent	D	-2.87	0.60	PSA	Public Storage	A	2.28	0.60
2016-06-01	QRVO	Qorvo	D	-2.90	1.40					
2016-06-01	EXO	Exor	D	-2.88	0.40	NFX	Newfield Exploration	A	2.30	0.40

Date	Ticker	Name	R	SM	W (%)	Ticker	Name	R	SM	W (%)
2016-07-01	AAPL	Apple	D	-2.88	0.20	NVDA	Nvidia	A	2.40	0.20
2016-07-01	AIG	American International	D	-2.86	1.00	EXR	Extra Space Storage	A	2.85	1.00
2016-07-01	KER	Kering	D	-2.85	0.60	NI	Nisource	A	3.00	0.60
2016-07-01	ABF	Associated British Foods	D	-2.87	0.70	FCX	Freeport-mcmoran	A	2.51	0.70
2016-07-01	UCB	Ucb	D	-2.87	0.30	NEM	Newmont Mining	A	2.43	0.30
2016-07-01	7732	Topcon	D	-2.92	0.40					
2016-07-01	PRU	Prudential	D	-2.86	0.70	SWN	Southwestern Energy	A	2.42	0.70
2016-07-01	MAR	Marriott International	D	-2.85	0.60	ULTA	Ulta Beauty	A	2.48	0.60
2016-07-01	CSX	Csx	D	-2.88	0.90	FISV	Fiserv	A	2.67	0.90
2016-07-01	MPEL	Melco Crown Sp Adr	D	-2.91	0.30					
2016-07-01	CRAY	Cray	C	-1.88	0.60	FB	Facebook	A	2.34	0.60
2016-07-01	WMH	William Hill	D	-2.90	0.40	OKE	Oneok	A	2.42	0.40
2016-07-01	STT	State Street	D	-2.89	0.30	EFX	Equifax	A	2.72	0.30
2016-07-01	6965	Hamamatsu Photonics Kk	D	-2.85	0.60	RRC	Range Resources	A	2.36	0.60
2016-07-01	7974	Nintendo	D	-2.90	0.60					
2016-07-01	6981	Murata Manufacturing	D	-2.90	0.60					
2016-07-01	KR	Kroger	D	-2.86	0.20	WYNN	Wynn Resorts	A	2.30	0.20
2016-07-01		B2w - Companhia Digital	D	-2.90	0.10					
2016-07-01	BTOW3									
2016-07-01	MOT	Motorola Solutions	C	-1.86	0.10	VRSN	Verisign	A	2.30	0.10
2016-07-01	RL	Ralph Lauren	D	-2.89	0.40	ATVI	Activision Blizzard	A	2.63	0.40
2016-07-01	AGI	Alliance Global	D	-2.85	0.20	AYI	Acuity Brands	A	2.35	0.20
2016-07-01	AKRA	Akr Corporindo	C	-1.87	0.70	GPN	Global Payments	A	2.35	0.70
2016-07-01	WAG	Walgreens Boots Alliance	D	-2.84	0.50	DLTR	Dollar Tree	A	2.25	0.50
2016-07-01	WFC	Wells Fargo	D	-2.86	0.60	CB	Chubb	A	2.34	0.60
2016-07-01	JNPR	Juniper Networks	D	-2.88	0.40	AMAT	Applied Materials	A	2.28	0.40
2016-07-01	ENDP	Endo International	D	-2.97	0.30					
2016-07-01	WPO	Graham Holdings	D	-2.89	0.40	DG	Dollar General	A	2.24	0.40
2016-07-01	HOLX	Hologic	D	-2.85	1.70	HSIC	Henry Schein	A	2.58	1.70
2016-07-01	NKE	Nike	C	-1.86	0.20	RAI	Reynolds American	A	2.45	0.20
2016-07-01	ZBRA	Zebra Technologies	D	-2.93	0.50					
2016-07-01	GILD	Gilead Sciences	D	-2.86	0.60	BCR	C R Bard	A	2.40	0.60
2016-07-01	NFLX	Netflix	D	-2.88	3.70	SYX	Sysco	A	2.24	3.70
2016-07-01	PRGO	Perrigo	D	-2.93	0.70					
2016-07-01	MSB	Mesoblast	D	-2.95	0.20					
2016-07-01	MONY	Money Supermarket.com	D	-2.88	0.20	MUR	Murphy Oil	A	2.35	0.20
2016-07-01	BMRN	Biomarin Pharmaceutical	D	-2.90	1.40	BMJ	Bristol-myers Squibb	A	2.26	1.40
2016-07-01	MYGN	Myriad Genetics	D	-2.89	0.70	BDX	Becton Dickinson	A	2.25	0.70
2016-07-01	VIAB	Viacom	D	-2.92	0.50					
2016-07-01	JPM	Jpmorgan Chase	D	-2.85	0.40	EQIX	Equinix Inc	A	2.30	0.40
2016-07-01	ILMN	Illumina	D	-2.87	0.80	XRAY	Dentsply Sirona	A	2.23	0.80
2016-07-01	NATI	National Instruments	D	-2.85	0.00	NOC	Northrop Grumman	A	2.57	0.00
2016-07-01	STX	Seagate Technology	D	-2.94	0.10					
2016-07-01	DEC	Jc Decaux	C	-1.87	0.40	STZ	Constellation Brands	A	2.33	0.40
2016-07-01	ALXN	Alexion Pharmaceuticals	D	-2.87	2.20	BAX	Baxter International	A	2.22	2.20
2016-07-01	QGEN	Qiagen	D	-2.87	0.20	DGX	Quest Diagnostics	A	2.22	0.20
2016-07-01	7532	Don Quijote	D	-2.89	0.30	NFX	Newfield Exploration	A	2.33	0.30
2016-07-01	GLNG	Golar Lng	D	-2.95	0.10					
2016-07-01	SAN	Banco Santander	D	-2.91	0.40					
2016-07-01	SWKS	Skyworks Solutions	D	-2.91	1.90					
2016-07-01	GRF	Grifols	C	-1.85	0.40	ALB	Albemarle	A	2.32	0.40
2016-07-01	2688	Enn Energy	D	-2.86	0.50	TSS	Total System Services	A	2.31	0.50
2016-07-01	MESO	Mesoblast Adr	D	-2.97	0.00					
2016-07-01	BLUE	Bluebird Bio	D	-2.96	0.50					
2016-07-01	BIDU	Baidu Adr	D	-2.86	1.50	ADBE	Adobe Systems	A	2.26	1.50
2016-07-01	AVN	Avanti Coms Group	D	-2.96	0.10					

Date	Ticker	Name	R	SM	W (%)	Ticker	Name	R	SM	W (%)
2016-07-01	SFM	Sprouts Farmers Market	C	-1.87	0.30	DNB	Dun & Bradstreet	A	2.23	0.30
2016-07-01	KITE	Kite Pharma	D	-2.90	1.30					
2016-07-01	RARE	Ultragenyx Pharmaceutical	D	-2.94	0.70					
2016-07-01	RESI	Altisource Residential	D	-2.93	0.10					
2016-07-01	ESNT	Essent	D	-2.88	0.60	DLR	Digital Realty Trust	A	2.29	0.60
2016-07-01	QRVO	Qorvo	D	-2.90	1.50	KLAC	Kla-tencor	A	2.26	1.50
2016-08-01	ABF	Associated British Foods	D	-2.87	0.70	NI	Nisource	A	3.00	0.70
2016-08-01	UCB	Ucb	D	-2.86	0.30	EXR	Extra Space Storage	A	2.81	0.30
2016-08-01	7732	Topcon	D	-2.91	0.40					
2016-08-01	PRU	Prudential	D	-2.86	0.70	EFX	Equifax	A	2.74	0.70
2016-08-01	ATHN	Athenahealth	D	-2.87	0.10	NVDA	Nvidia	A	2.49	0.10
2016-08-01	MPEL	Melco Crown Sp Adr	D	-2.90	0.30					
2016-08-01	CRAY	Cray	C	-1.88	0.60	FB	Facebook	A	2.37	0.60
2016-08-01	WMH	William Hill	D	-2.87	0.50	FISV	Fiserv	A	2.68	0.50
2016-08-01		Kingfisher	C	-1.85	0.40	NOC	Northrop Grumman	A	2.56	0.40
2016-08-01	6981	Murata Manufacturing	D	-2.89	0.60	FCX	Freeport-mcmoran	A	2.56	0.60
2016-08-01	KR	Kroger	D	-2.87	0.20	ULTA	Ulta Beauty	A	2.51	0.20
2016-08-01	MOT	Motorola Solutions	C	-1.85	0.10	AMAT	Applied Materials	A	2.30	0.10
2016-08-01	AKRA	Akr Corporindo	C	-1.86	0.70	NEM	Newmont Mining	A	2.47	0.70
2016-08-01	JNPR	Juniper Networks	D	-2.88	0.40	VRSN	Verisign	A	2.30	0.40
2016-08-01	ENDP	Endo International	D	-2.97	0.30					
2016-08-01	HOLX	Hologic	D	-2.83	1.80	HSIC	Henry Schein	A	2.59	1.80
2016-08-01	NKE	Nike	D	-2.86	0.20	ATVI	Activision Blizzard	A	2.63	0.20
2016-08-01	ZBRA	Zebra Technologies	D	-2.92	0.50					
2016-08-01	GILD	Gilead Sciences	D	-2.87	0.60	BCR	C R Bard	A	2.38	0.60
2016-08-01	NFLX	Netflix	D	-2.88	3.40	WYNN	Wynn Resorts	A	2.32	3.40
2016-08-01	PRGO	Perrigo	D	-2.93	0.60					
2016-08-01	MSB	Mesoblast	D	-2.95	0.20					
2016-08-01	MONY	Moneysupermarket.com	D	-2.87	0.20	SWN	Southwestern Energy	A	2.45	0.20
2016-08-01	BMRN	Biomarin Pharmaceutical	D	-2.87	1.70	BMJ	Bristol-myers Squibb	A	2.27	1.70
2016-08-01	MYGN	Myriad Genetics	D	-2.89	0.70	BDX	Becton Dickinson	A	2.26	0.70
2016-08-01	ILMN	Illumina	D	-2.84	0.90	XRAY	Dentsply Sirona	A	2.24	0.90
2016-08-01	DEC	Jc Decaux	D	-2.87	0.40	RAI	Reynolds American	A	2.42	0.40
2016-08-01	ALXN	Alexion Pharmaceuticals	D	-2.86	2.30	BAX	Baxter International	A	2.24	2.30
2016-08-01	GLNG	Golar Lng	D	-2.95	0.00					
2016-08-01	SAN	Banco Santander	D	-2.91	0.40					
2016-08-01	SWKS	Skyworks Solutions	D	-2.90	1.90					
2016-08-01	2688	Enn Energy	D	-2.87	0.50	OKE	Oneok	A	2.38	0.50
2016-08-01	MESO	Mesoblast Adr	D	-2.97	0.00					
2016-08-01	BIDU	Baidu Adr	D	-2.86	1.40	GRMN	Garmin	A	2.29	1.40
2016-08-01	AVN	Avanti Coms Group	D	-2.98	0.00					
2016-08-01	SFM	Sprouts Farmers Market	C	-1.87	0.30	DLTR	Dollar Tree	A	2.26	0.30
2016-08-01	RARE	Ultragenyx Pharmaceutical	D	-2.92	0.80					
2016-08-01	YY	Yy Incorporation Adr	D	-2.90	0.40	KLAC	Kla-tencor	A	2.28	0.40
2016-08-01	RESI	Altisource Residential	D	-2.93	0.10					
2016-08-01	LE	Lands' End	D	-2.91	0.20					
2016-09-01	ABF	Associated British Foods	D	-2.86	0.70	NI	Nisource	A	3.00	0.70
2016-09-01	UCB	Ucb	D	-2.86	0.30	EFX	Equifax	A	2.75	0.30
2016-09-01	7732	Topcon	D	-2.89	0.50	CHK	Chesapeake Energy	A	2.66	0.50
2016-09-01	ATHN	Athenahealth	D	-2.88	0.10	NVDA	Nvidia	A	2.55	0.10
2016-09-01	MPEL	Melco Crown Sp Adr	D	-2.90	0.30					
2016-09-01	CRAY	Cray	C	-1.91	0.40	FB	Facebook	A	2.37	0.40
2016-09-01	WMH	William Hill	D	-2.87	0.50	FISV	Fiserv	A	2.64	0.50

Date	Ticker	Name	R	SM	W (%)	Ticker	Name	R	SM	W (%)
2016-09-01	JGS	Jg Summit	C	-1.86	0.50	NOC	Northrop Grumman	A	2.55	0.50
2016-09-01		Kingfisher	C	-1.83	0.40	FCX	Freeport-mcmoran	A	2.46	0.40
2016-09-01	KR	Kroger	D	-2.88	0.20	ULTA	Ultra Beauty	A	2.48	0.20
2016-09-01	CRM	Salesforce.com	C	-1.85	0.20	AMAT	Applied Materials	A	2.35	0.20
2016-09-01	JNPR	Juniper Networks	D	-2.88	0.40	MU	Micron Technology	A	2.29	0.40
2016-09-01	ENDP	Endo International	D	-2.96	0.30					
2016-09-01	NKE	Nike	D	-2.85	0.20	ATVI	Activision Blizzard	A	2.67	0.20
2016-09-01	GILD	Gilead Sciences	D	-2.87	0.50	BCR	C R Bard	A	2.37	0.50
2016-09-01	NFLX	Netflix	D	-2.88	3.50	WYNN	Wynn Resorts	A	2.30	3.50
2016-09-01	PRGO	Perrigo	D	-2.93	0.60					
2016-09-01	MSB	Mesoblast	D	-2.95	0.20					
2016-09-01	MONY	Moneysupermarket.com	D	-2.84	0.20	SWN	Southwestern Energy	A	2.45	0.20
2016-09-01	MYGN	Myriad Genetics	D	-2.93	0.40					
2016-09-01	ENH	Endurance Specialty	C	-1.84	0.90	EXR	Extra Space Storage	A	2.76	0.90
2016-09-01	DEC	Jc Decaux	D	-2.87	0.40	NEM	Newmont Mining	A	2.42	0.40
2016-09-01	ALXN	Alexion Pharmaceuticals	D	-2.87	2.10	BDX	Becton Dickinson	A	2.26	2.10
2016-09-01										
2016-09-01	RYAAY	Ryanair Adr	D	-2.86	0.60	DNB	Dun & Bradstreet	A	2.26	0.60
2016-09-01	TMH	Team Hlth Hldgs	D	-2.89	0.20	MNK	Mallinckrodt	A	2.24	0.20
2016-09-01	MESO	Mesoblast Adr	D	-2.97	0.00					
2016-09-01	BIDU	Baidu Adr	D	-2.85	1.50	ADBE	Adobe Systems	A	2.28	1.50
2016-09-01	AVN	Avanti Coms Group	D	-2.98	0.00					
2016-09-01	SFM	Sprouts Farmers Market	C	-1.87	0.30	SYY	Sysco	A	2.24	0.30
2016-09-01	RARE	Ultragenyx Pharmaceutical	D	-2.92	0.80					
2016-09-01	EVHC	Envision Health	C	-1.86	0.10	ZBH	Zimmer Biomet	A	2.23	0.10
2016-09-01	YY	Yy Incorporation Adr	D	-2.86	0.50	AVGO	Broadcom	A	2.27	0.50
2016-09-01	RESI	Altisource Residential	D	-2.92	0.20					
2016-09-01	FOXA	Twenty-first Century Fox	D	-2.87	0.80	HOT	Strw Htl Res Wrlwd	A	2.24	0.80
2016-09-01	LE	Lands' End	D	-2.88	0.20	EBAY	Ebay	A	2.24	0.20
2016-10-03	ABF	Associated British Foods	D	-2.88	0.60	NI	Nisource	A	3.00	0.60
2016-10-03	ATHN	Athenahealth	D	-2.88	0.10	NVDA	Nvidia	A	2.59	0.10
2016-10-03	CRAY	Cray	D	-2.91	0.40					
2016-10-03	WMH	William Hill	D	-2.87	0.40	CHK	Chesapeake Energy	A	2.67	0.40
2016-10-03	JGS	Jg Summit	C	-1.87	0.40	FISV	Fiserv	A	2.61	0.40
2016-10-03	HUM	Humana	D	-2.85	0.20	BDX	Becton Dickinson	A	2.26	0.20
2016-10-03	KR	Kroger	D	-2.89	0.20	ULTA	Ultra Beauty	A	2.46	0.20
2016-10-03	CRM	Salesforce.com	C	-1.86	0.20	FB	Facebook	A	2.38	0.20
2016-10-03	WFC	Wells Fargo	D	-2.86	0.50	EFX	Equifax	A	2.76	0.50
2016-10-03	JNPR	Juniper Networks	D	-2.88	0.20	AMAT	Applied Materials	A	2.35	0.20
2016-10-03	ENDP	Endo International	D	-2.96	0.10					
2016-10-03	MTN	Mtn	D	-2.87	0.40	FCX	Freeport-mcmoran	A	2.48	0.40
2016-10-03	NKE	Nike	D	-2.87	0.20	ATVI	Activision Blizzard	A	2.70	0.20
2016-10-03	GILD	Gilead Sciences	D	-2.87	0.60	COO	Cooper Companies	A	2.24	0.60
2016-10-03	MSB	Mesoblast	D	-2.96	0.20					
2016-10-03	MONY	Moneysupermarket.com	D	-2.84	0.20	WMB	Williams Companies	A	2.46	0.20
2016-10-03	ENH	Endurance Specialty	C	-1.84	0.90	EXR	Extra Space Storage	A	2.73	0.90
2016-10-03	PPB	Paddy Power Betfair	D	-2.88	0.20	OKE	Oneok	A	2.45	0.20
2016-10-03	DEC	Jc Decaux	D	-2.88	0.40	SWN	Southwestern Energy	A	2.45	0.40
2016-10-03	ALXN	Alexion Pharmaceuticals	D	-2.87	1.10	ISRG	Intuitive Surgical	A	2.24	1.10
2016-10-03	TMH	Team Hlth Hldgs	D	-2.89	0.10	ZBH	Zimmer Biomet	A	2.24	0.10
2016-10-03	MESO	Mesoblast Adr	D	-2.97	0.00					
2016-10-03	AVN	Avanti Coms Group	D	-2.98	0.00					
2016-10-03	SFM	Sprouts Farmers Market	D	-2.88	0.30	WYNN	Wynn Resorts	A	2.32	0.30
2016-10-03	FOXA	Twenty-first Century Fox	D	-2.87	0.80	DNB	Dun & Bradstreet	A	2.26	0.80
2016-10-03	LE	Lands' End	D	-2.91	0.20					



Date	Ticker	Name	R	SM	W (%)	Ticker	Name	R	SM	W (%)
2016-11-01	ABF	Associated British Foods	D	-2.89	0.60	RAI	Reynolds American	A	2.45	0.60
2016-11-01	UCB	Ucb	C	-1.86	0.20	OKE	Oneok	A	2.43	0.20
2016-11-01	ATHN	Athenahealth	D	-2.90	0.10	NVDA	Nvidia	A	2.60	0.10
2016-11-01	CRAY	Cray	D	-2.92	0.40					
2016-11-01	WMH	William Hill	D	-2.84	0.40	WMB	Williams Companies	A	2.43	0.40
2016-11-01	JGS	Jg Summit	C	-1.87	0.40	NEM	Newmont Mining	A	2.41	0.40
2016-11-01	HUM	Humana	D	-2.85	0.20	BDX	Becton Dickinson	A	2.25	0.20
2016-11-01	KR	Kroger	D	-2.88	0.20	ULTA	Ultra Beauty	A	2.47	0.20
2016-11-01	CRM	Salesforce.com	D	-2.85	0.20	FB	Facebook	A	2.38	0.20
2016-11-01	ORCL	Oracle	C	-1.85	0.80	AMAT	Applied Materials	A	2.34	0.80
2016-11-01	PGR	Progressive	C	-1.85	0.50	EFX	Equifax	A	2.70	0.50
2016-11-01	T	At&t	C	-1.86	0.50	CHK	Chesapeake Energy	A	2.56	0.50
2016-11-01	WFC	Wells Fargo	D	-2.85	0.50	CB	Chubb	A	2.32	0.50
2016-11-01	ENDP	Endo International	D	-2.97	0.10					
2016-11-01	ESRX	Express Scripts	D	-2.85	1.10	COO	Cooper Companies	A	2.24	1.10
2016-11-01	MTN	Mtn	D	-2.87	0.50	GPN	Global Payments	A	2.35	0.50
2016-11-01	NKE	Nike	D	-2.88	0.10	ATVI	Activision Blizzard	A	2.67	0.10
2016-11-01	GILD	Gilead Sciences	D	-2.88	0.50	BAX	Baxter International	A	2.23	0.50
2016-11-01	MSB	Mesoblast	D	-2.95	0.20					
2016-11-01	MONY	Moneysupermarket.com	D	-2.85	0.20	DVN	Devon Energy	A	2.34	0.20
2016-11-01	BMRN	Biomarin Pharmaceutical	C	-1.86	1.50	ISRG	Intuitive Surgical	A	2.22	1.50
2016-11-01	VIAB	Viacom	D	-2.87	0.40	WYNN	Wynn Resorts	A	2.32	0.40
2016-11-01	PPB	Paddy Power Betfair	D	-2.89	0.20	STZ	Constellation Brands	A	2.33	0.20
2016-11-01	MCK	Mckesson	D	-2.89	1.00	UAL	United Continental	A	2.25	1.00
2016-11-01	COST	Costco Wholesale	D	-2.86	0.70	TWX	Time Warner	A	2.24	0.70
2016-11-01	CCI	Crown Castle Intl Corp	C	-1.85	0.30	CMA	Comerica	A	2.28	0.30
2016-11-01	DEC	Jc Decaux	D	-2.88	0.40	ALB	Albemarle	A	2.33	0.40
2016-11-01	ALXN	Alexion Pharmaceuticals	D	-2.86	1.20	DGX	Quest Diagnostics	A	2.22	1.20
2016-11-01	VZ	Verizon Communications	C	-1.86	0.40	FCX	Freeport-mcmoran	A	2.50	0.40
2016-11-01	RYAAY	Ryanair Adr	D	-2.84	0.60	DNB	Dun & Bradstreet	A	2.23	0.60
2016-11-01	GRF	Grifols	D	-2.86	0.30	MRO	Marathon Oil	A	2.33	0.30
2016-11-01	TMH	Team Hlth Hldgs	D	-2.85	0.10	JNJ	Johnson & Johnson	A	2.21	0.10
2016-11-01	MESO	Mesoblast Adr	D	-2.97	0.00					
2016-11-01	AVN	Avanti Coms Group	D	-2.98	0.00					
2016-11-01	SFM	Sprouts Farmers Market	D	-2.88	0.30	ROST	Ross Stores	A	2.23	0.30
2016-11-01	KITE	Kite Pharma	C	-1.88	1.10	BIIB	Biogen	A	2.21	1.10
2016-11-01	FOXA	Twenty-first Century Fox	D	-2.86	0.90	EXPE	Expedia	A	2.23	0.90
2016-11-01	LE	Lands' End	D	-2.90	0.20					
2016-12-01	ABF	Associated British Foods	D	-2.88	0.60	FCX	Freeport-mcmoran	A	2.67	0.60
2016-12-01	UCB	Ucb	D	-2.86	0.20	OKE	Oneok	A	2.48	0.20
2016-12-01	ATHN	Athenahealth	D	-2.91	0.10					
2016-12-01	CRAY	Cray	D	-2.93	0.40					
2016-12-01	WMH	William Hill	D	-2.84	0.40	RAI	Reynolds American	A	2.45	0.40
2016-12-01	JGS	Jg Summit	C	-1.88	0.40	WMB	Williams Companies	A	2.45	0.40
2016-12-01	KR	Kroger	D	-2.87	0.20	ULTA	Ultra Beauty	A	2.50	0.20
2016-12-01	CRM	Salesforce.com	D	-2.86	0.20	NVDA	Nvidia	A	2.76	0.20
2016-12-01	ORCL	Oracle	C	-1.85	0.80	AMAT	Applied Materials	A	2.35	0.80
2016-12-01	PGR	Progressive	C	-1.84	0.50	EFX	Equifax	A	2.63	0.50
2016-12-01	T	At&t	C	-1.85	0.50	LVL	Level 3 Communications	A	2.20	0.50
2016-12-01	AGI	Alliance Global	D	-2.87	0.10	DVN	Devon Energy	A	2.43	0.10
2016-12-01	TMO	Thermo Fisher Scientific	C	-1.85	2.80	BDX	Becton Dickinson	A	2.24	2.80
2016-12-01	ENDP	Endo International	D	-2.97	0.10					
2016-12-01	MTN	Mtn	D	-2.87	0.40	URI	United Rentals	A	2.40	0.40
2016-12-01	NKE	Nike	D	-2.87	0.10	ATVI	Activision Blizzard	A	2.56	0.10



Date	Ticker	Name	R	SM	W (%)	Ticker	Name	R	SM	W (%)
2016-12-01	GILD	Gilead Sciences	D	-2.88	0.50	DGX	Quest Diagnostics	A	2.24	0.50
2016-12-01	MSB	Mesoblast	D	-2.95	0.20					
2016-12-01	MONY	Moneysupermarket.com	D	-2.86	0.10	APC	Anadarko Petroleum	A	2.37	0.10
2016-12-01	NPN	Naspers	C	-1.87	0.50	NEM	Newmont Mining	A	2.35	0.50
2016-12-01	BMRN	Biomarin Pharmaceutical	D	-2.86	1.50	COO	Cooper Companies	A	2.22	1.50
2016-12-01	VIAB	Viacom	D	-2.86	0.40	WYNN	Wynn Resorts	A	2.32	0.40
2016-12-01	PPB	Paddy Power Betfair	D	-2.88	0.20	ALB	Albemarle	A	2.34	0.20
2016-12-01	MCK	Mckesson	D	-2.88	1.10	UAL	United Continental	A	2.30	1.10
2016-12-01	COST	Costco Wholesale	D	-2.85	0.70	AAL	American Airlines	A	2.30	0.70
2016-12-01	CCI	Crown Castle Intl Corp	C	-1.87	0.30	LNC	Lincoln National	A	2.36	0.30
2016-12-01	DEC	Jc Decaux	D	-2.90	0.30	ZION	Zions Bancorp	A	2.34	0.30
2016-12-01	ALXN	Alexion Pharmaceuticals	D	-2.87	1.10	BIIB	Biogen	A	2.22	1.10
2016-12-01	VZ	Verizon Communications	C	-1.85	0.40	CHK	Chesapeake Energy	A	2.74	0.40
2016-12-01	GRF	Grifols	D	-2.85	0.30	FB	Facebook	A	2.34	0.30
2016-12-01	2688	Enn Energy	D	-2.86	0.60	NAVI	Navient	A	2.34	0.60
2016-12-01	HDB	Hdfc Bank ADR	C	-1.86	0.60	CMA	Comerica	A	2.35	0.60
2016-12-01	TMH	Team Hlth Hldgs	D	-2.85	0.10	BAX	Baxter International	A	2.22	0.10
2016-12-01	MESO	Mesoblast ADR	D	-2.97	0.00					
2016-12-01	BIDU	Baidu ADR	D	-2.86	0.80	STX	Seagate Technology	A	2.34	0.80
2016-12-01	AVN	Avanti Coms Group	D	-2.98	0.00					
2016-12-01	FIVE	Five Below	C	-1.87	0.20	KSS	Kohl's	A	2.27	0.20
2016-12-01	SFM	Sprouts Farmers Market	D	-2.89	0.30	TWX	Time Warner	A	2.26	0.30
2016-12-01	KITE	Kite Pharma	C	-1.86	1.20	ISRG	Intuitive Surgical	A	2.21	1.20
2016-12-01	GRFS	Grifols, ADR	D	-2.85	0.40	MRK	Merck & Co	A	2.21	0.40
2016-12-01	ABBV	Abbvie	C	-1.85	1.20	ZTS	Zoetis	A	2.21	1.20
2016-12-01	FOXA	Twenty-first Century Fox	D	-2.85	1.00	BBY	Best Buy	A	2.26	1.00
2017-01-02	ADN	Aberdeen Asset Management	C	-1.88	0.20	CHK	Chesapeake Energy	A	2.74	0.20
2017-01-02	AMGN	Amgen	D	-2.86	1.50	STJ	St Jude Medical Inc	A	2.27	1.50
2017-01-02	ABF	Associated British Foods	D	-2.87	0.60	FCX	Freeport-mcmoran	A	2.59	0.60
2017-01-02	UCB	Ucb	D	-2.86	0.20	OKE	Oneok	A	2.51	0.20
2017-01-02	MBT	Metropolitan Bank & Trust	C	-1.88	0.30	WMB	Williams Companies	A	2.47	0.30
2017-01-02	ATHN	Athenahealth	D	-2.90	0.10	NVDA	Nvidia	A	2.92	0.10
2017-01-02	CRAY	Cray	D	-2.92	0.40					
2017-01-02	WMH	William Hill	D	-2.85	0.40	DVN	Devon Energy	A	2.41	0.40
2017-01-02	JGS	Jg Summit	C	-1.88	0.40	URI	United Rentals	A	2.41	0.40
2017-01-02	KR	Kroger	D	-2.87	0.30	ULTA	Ulta Beauty	A	2.50	0.30
2017-01-02	CRM	Salesforce.com	D	-2.86	0.20	MU	Micron Technology	A	2.38	0.20
2017-01-02	MDT	Medtronic	C	-1.87	0.80	DGX	Quest Diagnostics	A	2.25	0.80
2017-01-02	4666	Park24	C	-1.85	0.10	APC	Anadarko Petroleum	A	2.38	0.10
2017-01-02	ORCL	Oracle	C	-1.85	0.80	AMAT	Applied Materials	A	2.37	0.80
2017-01-02	AGI	Alliance Global	D	-2.87	0.10	NEM	Newmont Mining	A	2.37	0.10
2017-01-02	TMO	Thermo Fisher Scientific	C	-1.85	2.90	COO	Cooper Companies	A	2.24	2.90
2017-01-02	ENDP	Endo International	D	-2.97	0.10					
2017-01-02	ESRX	Express Scripts	D	-2.85	1.10	ZTS	Zoetis	A	2.22	1.10
2017-01-02	MTN	Mtn	D	-2.86	0.50	LNC	Lincoln National	A	2.36	0.50
2017-01-02	NKE	Nike	D	-2.87	0.20	ATVI	Activision Blizzard	A	2.57	0.20
2017-01-02	GILD	Gilead Sciences	D	-2.88	0.50	BAX	Baxter International	A	2.22	0.50
2017-01-02	MONY	Moneysupermarket.com	D	-2.84	0.20	ALB	Albemarle	A	2.34	0.20
2017-01-02	NPN	Naspers	C	-1.87	0.50	CB	Chubb	A	2.34	0.50
2017-01-02	BMRN	Biomarin Pharmaceutical	D	-2.86	1.50	AET	Aetna	A	2.22	1.50
2017-01-02	VIAB	Viacom	D	-2.87	0.40	UAL	United Continental	A	2.32	0.40
2017-01-02	ILMN	Illumina	D	-2.89	0.60	ISRG	Intuitive Surgical	A	2.21	0.60
2017-01-02	PPB	Paddy Power Betfair	D	-2.88	0.20	FB	Facebook	A	2.34	0.20

Date	Ticker	Name	R	SM	W (%)	Ticker	Name	R	SM	W (%)
2017-01-02	MCK	Mckesson	D	-2.88	1.10	AAL	American Airlines	A	2.31	1.10
2017-01-02	CCI	Crown Castle Intl Corp	C	-1.86	0.10	CMA	Comerica	A	2.37	0.10
2017-01-02	DEC	Jc Decaux	D	-2.88	0.40	PWR	Quanta Services	A	2.34	0.40
2017-01-02	2018	Aac Technologies	C	-1.87	0.70	BAC	Bank Of America	A	2.33	0.70
2017-01-02	GRF	Grifols	D	-2.85	0.30	NAVI	Navient	A	2.33	0.30
2017-01-02	HLF	Herbalife	C	-1.88	0.30	RAI	Reynolds American	A	2.47	0.30
2017-01-02	2688	Enn Energy	D	-2.88	0.60	MS	Morgan Stanley	A	2.32	0.60
2017-01-02	HDB	Hdfc Bank Adr	C	-1.86	0.60	ZION	Zions Bancorp	A	2.36	0.60
2017-01-02	MESO	Mesoblast Adr	D	-2.97	0.00					
2017-01-02	BIDU	Baidu Adr	D	-2.86	0.90	STX	Seagate Technology	A	2.34	0.90
2017-01-02	AVN	Avanti Coms Group	D	-2.99	0.00					
2017-01-02	FIVE	Five Below	C	-1.87	0.20	TWX	Time Warner	A	2.27	0.20
2017-01-02	SFM	Sprouts Farmers Market	D	-2.89	0.20	ALK	Alaska Air	A	2.27	0.20
2017-01-02	KITE	Kite Pharma	D	-2.88	1.10	BIIB	Biogen	A	2.21	1.10
2017-01-02	GRFS	Grifols, Adr	D	-2.84	0.40	LH	Laboratory Corp Of America	A	2.21	0.40
2017-01-02	ABBV	Abbvie	C	-1.85	1.40	ANTM	Anthem	A	2.20	1.40
2017-01-02	LE	Lands' End	D	-2.86	0.10	SYY	Sysco	A	2.26	0.10
2017-01-02	NLSN	Nielsen	C	-1.87	0.90	KMX	Carmax	A	2.25	0.90
2017-01-02	WPG	Worldpay	D	-2.86	0.00	RF	Regions Financial	A	2.32	0.00
2017-01-02	CBPO	China Biologic Products	C	-1.87	0.90	MRK	Merck & Co	A	2.20	0.90
2017-02-01	ADN	Aberdeen Asset Management	C	-1.88	0.20	CHK	Chesapeake Energy	A	2.67	0.20
2017-02-01	AMGN	Amgen	D	-2.85	1.60	IDXX	Idexx Laboratories	A	2.30	1.60
2017-02-01	ABF	Associated British Foods	D	-2.89	0.50	OKE	Oneok	A	2.48	0.50
2017-02-01	UCB	Ucb	D	-2.85	0.20	MU	Micron Technology	A	2.43	0.20
2017-02-01	MBT	Metropolitan Bank & Trust	D	-2.86	0.40	WMB	Williams Companies	A	2.42	0.40
2017-02-01	CRAY	Cray	D	-2.94	0.30					
2017-02-01	WMH	William Hill	D	-2.86	0.40	DVN	Devon Energy	A	2.41	0.40
2017-02-01	JGS	Jg Summit International	C	-1.87	0.40	AMAT	Applied Materials	A	2.41	0.40
2017-02-01	IFF	Flavors & Fragrances	C	-1.86	0.20	FCX	Freeport-mcmoran	A	2.75	0.20
2017-02-01	KR	Kroger	D	-2.87	0.30	ULTA	Ulta Beauty	A	2.53	0.30
2017-02-01	MDT	Medtronic	D	-2.86	0.80	COO	Cooper Companies	A	2.26	0.80
2017-02-01	BTOW3	B2w - Companhia Digital	D	-2.88	0.10	STX	Seagate Technology	A	2.40	0.10
2017-02-01	BAB	Babcock International	C	-1.87	0.20	FB	Facebook	A	2.39	0.20
2017-02-01	AGI	Alliance Global	D	-2.88	0.10	NEM	Newmont Mining	A	2.38	0.10
2017-02-01	TMO	Thermo Fisher Scientific	C	-1.84	3.00	DGX	Quest Diagnostics	A	2.25	3.00
2017-02-01	ENDP	Endo International	D	-2.98	0.10					
2017-02-01	ESRX	Express Scripts	D	-2.85	1.10	BAX	Baxter International	A	2.24	1.10
2017-02-01	MTN	Mtn	D	-2.86	0.50	APC	Anadarko Petroleum	A	2.37	0.50
2017-02-01	NKE	Nike	D	-2.87	0.10	ATVI	Activision Blizzard	A	2.64	0.10
2017-02-01	GILD	Gilead Sciences	D	-2.88	0.50	ISRG	Intuitive Surgical	A	2.23	0.50
2017-02-01	NPN	Naspers	C	-1.86	0.50	ALB	Albemarle	A	2.37	0.50
2017-02-01	BMRN	Biomarin Pharmaceutical	D	-2.85	1.50	ZTS	Zoetis	A	2.23	1.50
2017-02-01	ILMN	Illumina	D	-2.86	0.70	ANTM	Anthem	A	2.23	0.70
2017-02-01	PPB	Paddy Power Betfair	D	-2.89	0.20	ZION	Zions Bancorp	A	2.36	0.20
2017-02-01	MCK	Mckesson	D	-2.88	1.00	UAL	United Continental	A	2.32	1.00
2017-02-01	CCI	Crown Castle Intl Corp	C	-1.86	0.10	LNC	Lincoln National	A	2.37	0.10
2017-02-01	PKI	Perkinelmer	C	-1.84	0.20	URI	United Rentals	A	2.50	0.20
2017-02-01	DEC	Jc Decaux	D	-2.87	0.40	PWR	Quanta Services	A	2.34	0.40
2017-02-01	GRF	Grifols	D	-2.84	0.30	BAC	Bank Of America	A	2.34	0.30
2017-02-01	HLF	Herbalife	D	-2.86	0.30	RAI	Reynolds American	A	2.50	0.30
2017-02-01	HDB	Hdfc Bank Adr	C	-1.84	0.70	CMA	Comerica	A	2.37	0.70
2017-02-01	BIDU	Baidu Adr	D	-2.85	0.90	NVDA	Nvidia	A	2.98	0.90
2017-02-01	AVN	Avanti Coms Group	D	-2.99	0.00					

Date	Ticker	Name	R	SM	W (%)	Ticker	Name	R	SM	W (%)
2017-02-01	FIVE	Five Below	C	-1.87	0.20	AAL	American Airlines	A	2.29	0.20
2017-02-01	SFM	Sprouts Farmers Market	D	-2.90	0.20	ALK	Alaska Air	A	2.28	0.20
2017-02-01	KITE	Kite Pharma	D	-2.86	1.30	LH	Laboratory Corp Of America	A	2.22	1.30
2017-02-01	ABBV	Abbvie	C	-1.85	1.30	HCA	Hca	A	2.22	1.30
2017-02-01	LE	Lands' End	D	-2.86	0.10	TWX	Time Warner	A	2.27	0.10
2017-02-01	NLSN	Nielsen	D	-2.87	0.80	SNI	Scripps Networks Interactive	A	2.26	0.80
2017-02-01	CBPO	China Biologic Products	D	-2.86	0.90	AET	Aetna	A	2.21	0.90
2017-03-01	ADN	Aberdeen Asset Management	D	-2.87	0.20	NVDA	Nvidia	A	2.89	0.20
2017-03-01	UCB	Ucb	D	-2.85	0.20	URI	United Rentals	A	2.51	0.20
2017-03-01	MBT	Metropolitan Bank & Trust	D	-2.86	0.30	OKE	Oneok	A	2.49	0.30
2017-03-01	CRAY	Cray	D	-2.92	0.40	STX	Seagate Technology	A	2.44	0.30
2017-03-01	WMH	William Hill	D	-2.86	0.30	WMB	Williams Companies	A	2.43	0.40
2017-03-01	JGS	Jg Summit	D	-2.87	0.40	FCX	Freeport-mcmoran	A	2.62	0.20
2017-03-01	IFF	International Flavors & Fragrances	C	-1.85	0.20	ULTA	Ulta Beauty	A	2.54	0.30
2017-03-01	KR	Kroger	D	-2.87	0.30	MU	Micron Technology	A	2.43	0.10
2017-03-01	4666	Park24	C	-1.84	0.10	AMAT	Applied Materials	A	2.43	0.20
2017-03-01	BAB	Babcock International	D	-2.86	0.20	IDXX	Idexx Laboratories	A	2.36	0.10
2017-03-01	EW	Edwards Lifesciences	D	-2.87	0.10	ATVI	Activision Blizzard	A	2.74	0.30
2017-03-01	RL	Ralph Lauren	D	-2.88	0.30	ALB	Albemarle	A	2.41	0.10
2017-03-01	AGI	Alliance Global	D	-2.87	0.10	FB	Facebook	A	2.40	0.60
2017-03-01	AKRA	Akr Corporindo	D	-2.85	0.60	INCY	Incyte	A	2.35	1.10
2017-03-01	ENDP	Endo International	D	-2.98	0.10	CMA	Comerica	A	2.40	0.40
2017-03-01	ESRX	Express Scripts	D	-2.83	1.10	RAI	Reynolds American	A	2.52	0.20
2017-03-01	MTN	Mtn	D	-2.87	0.40	COO	Cooper Companies	A	2.28	0.50
2017-03-01	NKE	Nike	D	-2.86	0.20	DVN	Devon Energy	A	2.40	0.50
2017-03-01	GILD	Gilead Sciences	D	-2.89	0.50	UAL	United Continental	A	2.33	1.00
2017-03-01	NPN	Naspers	C	-1.86	0.50	LNC	Lincoln National	A	2.39	0.40
2017-03-01	MCK	Mckesson	D	-2.87	1.00					
2017-03-01	DEC	Jc Decaux	D	-2.87	0.40					
2017-03-01	AVN	Avanti Coms Group	D	-2.99	0.00					
2017-03-01	FIVE	Five Below	C	-1.87	0.20	AAL	American Airlines	A	2.31	0.20
2017-03-01	SFM	Sprouts Farmers Market	D	-2.90	0.10	ALK	Alaska Air	A	2.30	0.10
2017-03-01	NLSN	Nielsen	D	-2.86	0.90	SNI	Scripps Networks Interactive	A	2.28	0.90
2017-03-01	WPG	Worldpay	D	-2.84	0.00	ZION	Zions Bancorp	A	2.39	0.00
2017-03-01	CBPO	China Biologic Products	D	-2.88	0.80	DGX	Quest Diagnostics	A	2.27	0.80
2017-04-03	EI	Essilor International	D	-2.85	0.30	AMD	Advanced Micro Devices	A	3.00	0.30
2017-04-03	MBT	Metropolitan Bank & Trust	D	-2.86	0.30	NVDA	Nvidia	A	2.94	0.30
2017-04-03	KR	Kroger	D	-2.89	0.20	ULTA	Ulta Beauty	A	2.55	0.20
2017-04-03	4666	Park24	D	-2.85	0.00	ATVI	Activision Blizzard	A	2.78	0.00
2017-04-03	BAB	Babcock International	D	-2.87	0.20	FCX	Freeport-mcmoran	A	2.59	0.20
2017-04-03	SLB	Schlumberger	C	-1.85	1.00	WMB	Williams Companies	A	2.45	1.00
2017-04-03	AGI	Alliance Global	D	-2.87	0.10	RAI	Reynolds American	A	2.52	0.10
2017-04-03	FFH	Fairfax Financial	D	-2.87	0.30	MU	Micron Technology	A	2.50	0.30
2017-04-03	ENDP	Endo International	D	-2.98	0.00	IDXX	Idexx Laboratories	A	2.38	0.70
2017-04-03	ESRX	Express Scripts	D	-2.85	0.70	INCY	Incyte	A	2.37	0.30
2017-04-03	GILD	Gilead Sciences	D	-2.89	0.30	UAL	United Continental	A	2.32	1.00
2017-04-03	MCK	Mckesson	D	-2.88	1.00	LVL	Level 3 Communications	A	2.21	0.40
2017-04-03	VZ	Verizon Communications	D	-2.85	0.40					
2017-04-03	AVN	Avanti Coms Group	D	-2.99	0.00					

Date	Ticker	Name	R	SM	W (%)	Ticker	Name	R	SM	W (%)
2017-04-03	EROS	Eros International	D	-2.91	0.20					
2017-04-03	FIVE	Five Below	D	-2.86	0.20	AAL	American Airlines	A	2.28	0.20
2017-04-03	NLSN	Nielsen	D	-2.87	0.80	BBY	Best Buy	A	2.28	0.80
2017-04-03	LIVN	Livanova	D	-2.88	0.70	COO	Cooper Companies	A	2.27	0.70
2017-04-03	CBPO	China Biologic Products	D	-2.88	0.80	DGX	Quest Diagnostics	A	2.27	0.80
2017-05-01	AIG	American International	C	-1.85	1.10	CMA	Comerica	A	2.38	1.10
2017-05-01	CRAY	Cray	D	-2.86	0.40	AMD	Advanced Micro Devices	A	3.00	0.40
2017-05-01	KR	Kroger	D	-2.89	0.20	ULTA	Ulta Beauty	A	2.55	0.20
2017-05-01	4666	Park24	D	-2.85	0.00	NVDA	Nvidia	A	2.92	0.00
2017-05-01	BAB	Babcock International	D	-2.86	0.20	FCX	Freeport-mcmoran	A	2.56	0.20
2017-05-01	SLB	Schlumberger	C	-1.86	0.90	WMB	Williams Companies	A	2.46	0.90
2017-05-01	FFH	Fairfax Financial	D	-2.87	0.30	RAI	Reynolds American	A	2.54	0.30
2017-05-01	ENDP	Endo International	D	-2.98	0.00					
2017-05-01	ESRX	Express Scripts	D	-2.86	0.60	IDXX	Idexx Laboratories	A	2.41	0.60
2017-05-01	GILD	Gilead Sciences	D	-2.89	0.30	INCY	Incyte	A	2.33	0.30
2017-05-01	MCK	Mckesson	D	-2.88	0.90	UAL	United Continental	A	2.31	0.90
2017-05-01	VZ	Verizon Communications	D	-2.86	0.40	LVLTL	Level 3 Communications	A	2.22	0.40
2017-05-01	AVN	Avanti Coms Group	D	-2.99	0.00					
2017-05-01	LULU	Lululemon Athletica	D	-2.89	0.60	ATVI	Activision Blizzard	A	2.83	0.60
2017-05-01	EROS	Eros International	D	-2.91	0.20					
2017-05-01	NLSN	Nielsen	D	-2.88	0.80	BBY	Best Buy	A	2.29	0.80
2017-06-01	AIG	American International	C	-1.84	1.10	CB	Chubb	A	2.37	1.10
2017-06-01	CRAY	Cray	D	-2.86	0.40	NVDA	Nvidia	A	3.00	0.40
2017-06-01	IBM	IBM	C	-1.86	0.90	AMD	Advanced Micro Devices	A	3.00	0.90
2017-06-01	KR	Kroger	D	-2.88	0.20	ULTA	Ulta Beauty	A	2.60	0.20
2017-06-01	SLB	Schlumberger	D	-2.87	0.90	WMB	Williams Companies	A	2.43	0.90
2017-06-01	WFC	Wells Fargo	C	-1.85	0.80	CMA	Comerica	A	2.37	0.80
2017-06-01	FFH	Fairfax Financial	D	-2.87	0.20	MU	Micron Technology	A	2.54	0.20
2017-06-01	ENDP	Endo International	D	-2.98	0.00					
2017-06-01	ESRX	Express Scripts	D	-2.86	0.60	IDXX	Idexx Laboratories	A	2.42	0.60
2017-06-01	NKE	Nike	C	-1.85	0.10	ATVI	Activision Blizzard	A	2.94	0.10
2017-06-01	GILD	Gilead Sciences	D	-2.89	0.20	INCY	Incyte	A	2.34	0.20
2017-06-01	VZ	Verizon Communications	D	-2.86	0.40	LVLTL	Level 3 Communications	A	2.23	0.40
2017-06-01	AVN	Avanti Coms Group	D	-2.99	0.00					
2017-06-01	LULU	Lululemon Athletica	D	-2.90	0.60	RAI	Reynolds American	A	2.56	0.60
2017-06-01	EROS	Eros International Gw	D	-2.92	0.20					
2017-06-01	GWPH	Pharmaceuticals Adr	C	-1.87	0.90	ISRG	Intuitive Surgical	A	2.31	0.90
2017-06-01	NLSN	Nielsen	D	-2.88	0.70	UAL	United Continental	A	2.36	0.70
2017-07-03	WU	The Western Union	D	-2.86	0.50	CMA	Comerica	A	2.40	0.50
2017-07-03	CRAY	Cray	D	-2.86	0.40	NVDA	Nvidia	A	3.00	0.40
2017-07-03	WMH	William Hill	D	-2.86	0.30	ATVI	Activision Blizzard	A	2.89	0.30
2017-07-03	IBM	IBM	D	-2.86	1.00	AMD	Advanced Micro Devices	A	3.00	1.00
2017-07-03	KR	Kroger	D	-2.91	0.10					
2017-07-03	SLB	Schlumberger	D	-2.87	0.70	WMB	Williams Companies	A	2.46	0.70
2017-07-03	WFC	Wells Fargo	C	-1.84	0.80	CB	Chubb	A	2.38	0.80
2017-07-03	BARC	Barclays	C	-1.86	0.80	FCX	Freeport-mcmoran	A	2.54	0.80
2017-07-03	ESRX	Express Scripts	D	-2.85	0.60	ALGN	Align Technology	A	2.42	0.60
2017-07-03	QCOM	Qualcomm	C	-1.87	0.40	AMAT	Applied Materials	A	2.48	0.40
2017-07-03	VIAB	Viacom	D	-2.88	0.30	ULTA	Ulta Beauty	A	2.55	0.30
2017-07-03	VZ	Verizon Communications	D	-2.86	0.40	LVLTL	Level 3 Communications	A	2.22	0.40
2017-07-03	IPHI	Inphi	C	-1.89	0.40	FB	Facebook	A	2.44	0.40
2017-07-03	ETO	Entertainment One	C	-1.85	0.30	RAI	Reynolds American	A	2.54	0.30

Date	Ticker	Name	R	SM	W (%)	Ticker	Name	R	SM	W (%)
2017-07-03	RARE	Ultragenyx Pharmaceutical Gw	D	-2.88	0.90	IDXX	Idexx Laboratories	A	2.39	0.90
2017-07-03	GWPH	Pharmaceuticals Adr	C	-1.87	0.90	INCY	Incyte	A	2.33	0.90
2017-07-03	NLSN	Nielsen	D	-2.88	0.70	BBY	Best Buy	A	2.34	0.70
2017-08-01	WU	The Western Union	D	-2.85	0.50	LNC	Lincoln National	A	2.40	0.50
2017-08-01	UCB	Ucb	D	-2.87	0.20	ATVI	Activision Blizzard	A	2.98	0.20
2017-08-01	DMGT	Daily Mail & General Trust	D	-2.87	0.80	FCX	Freeport-mcmoran	A	2.65	0.80
2017-08-01	WMH	William Hill	D	-2.86	0.30	OKE	Oneok	A	2.50	0.30
2017-08-01	IBM	IBM	D	-2.87	0.90	NVDA	Nvidia	A	3.00	0.90
2017-08-01	KR	Kroger	D	-2.90	0.10					
2017-08-01	SLB	Schlumberger	D	-2.87	0.70	WMB	Williams Companies	A	2.47	0.70
2017-08-01	WFC	Wells Fargo	C	-1.85	0.80	CMA	Comerica	A	2.39	0.80
2017-08-01	BARC	Barclays	C	-1.86	0.80	FB	Facebook	A	2.50	0.80
2017-08-01	ESRX	Express Scripts	D	-2.86	0.60	ALGN	Align Technology	A	2.48	0.60
2017-08-01	QCOM	Qualcomm	C	-1.87	0.40	AMD	Advanced Micro Devices	A	3.00	0.40
2017-08-01	MSB	Mesoblast	C	-1.87	0.30	ALB	Albemarle	A	2.47	0.30
2017-08-01	VIAB	Viacom	D	-2.87	0.30	ULTA	Ulta Beauty	A	2.50	0.30
2017-08-01	PPB	Paddy Power Betfair	D	-2.86	0.20	URI	United Rentals	A	2.45	0.20
2017-08-01	COST	Costco Wholesale	C	-1.85	0.70	BBY	Best Buy	A	2.34	0.70
2017-08-01	MESO	Mesoblast Adr	C	-1.91	0.00	IDXX	Idexx Laboratories	A	2.38	0.00
2017-08-01	BLUE	Bluebird Bio	C	-1.88	1.40	VRTX	Vertex Pharmaceuticals	A	2.35	1.40
2017-08-01	IPHI	Inphi	D	-2.87	0.50	AMAT	Applied Materials	A	2.51	0.50
2017-08-01	RARE	Ultragenyx Pharmaceutical Gw	D	-2.88	0.80	INCY	Incyte	A	2.34	0.80
2017-08-01	GWPH	Pharmaceuticals Adr	C	-1.86	1.00	COO	Cooper Companies	A	2.34	1.00
2017-08-01	CBPO	China Biologic Products	D	-2.86	0.70	ISRG	Intuitive Surgical	A	2.31	0.70
2017-09-01	WU	The Western Union	D	-2.86	0.50	LNC	Lincoln National	A	2.37	0.50
2017-09-01	EI	Essilor International	C	-1.85	0.20	ATVI	Activision Blizzard	A	3.00	0.20
2017-09-01	UCB	Ucb	D	-2.88	0.20	FCX	Freeport-mcmoran	A	2.67	0.20
2017-09-01	DMGT	Daily Mail & General Trust	D	-2.87	0.70	OKE	Oneok	A	2.48	0.70
2017-09-01	WMH	William Hill	D	-2.86	0.30	ALB	Albemarle	A	2.47	0.30
2017-09-01	JGS	Jg Summit	C	-1.86	0.30	MTD	Mettler Toledo International	A	2.45	0.30
2017-09-01	IBM	IBM	D	-2.87	0.80	NVDA	Nvidia	A	3.00	0.80
2017-09-01	KR	Kroger	D	-2.91	0.10					
2017-09-01	FLEX	Flex	C	-1.84	0.30	URI	United Rentals	A	2.46	0.30
2017-09-01	JDSU	JDS Uniphase Corporation	C	-1.85	0.30	AMD	Advanced Micro Devices	A	3.00	0.30
2017-09-01	BAB	Babcock International	D	-2.86	0.20	FMC	Fmc	A	2.44	0.20
2017-09-01	SLB	Schlumberger	D	-2.88	0.70	WMB	Williams Companies	A	2.45	0.70
2017-09-01	AGI	Alliance Global	C	-1.85	0.10	ADBE	Adobe Systems	A	2.42	0.10
2017-09-01	WBS	Webster Financial Corp	C	-1.86	0.50	CMA	Comerica	A	2.37	0.50
2017-09-01	WFC	Wells Fargo	C	-1.86	0.70	ZION	Zions Bancorp	A	2.37	0.70
2017-09-01	BARC	Barclays	C	-1.87	0.70	PKG	Packaging Corp Of America	A	2.42	0.70
2017-09-01	INTC	Intel	D	-2.84	0.50	AMAT	Applied Materials	A	2.52	0.50
2017-09-01	ESRX	Express Scripts	D	-2.86	0.60	ALGN	Align Technology	A	2.50	0.60
2017-09-01	QCOM	Qualcomm	D	-2.88	0.40	FB	Facebook	A	2.51	0.40
2017-09-01	MSB	Mesoblast	C	-1.89	0.20	NRG	Nrg Energy	A	2.42	0.20
2017-09-01	VIAB	Viacom	D	-2.90	0.30	ULTA	Ulta Beauty	A	2.43	0.30
2017-09-01	PPB	Paddy Power Betfair	D	-2.88	0.20	STZ	Constellation Brands	A	2.41	0.20
2017-09-01	COST	Costco Wholesale	C	-1.86	0.70	RCL	Royal Caribbean Cruises	A	2.32	0.70
2017-09-01	DEC	Jc Decaux	D	-2.86	0.30	AVGO	Broadcom	A	2.39	0.30
2017-09-01	MESO	Mesoblast Adr	C	-1.92	0.00	IDXX	Idexx Laboratories	A	2.38	0.00
2017-09-01	IPHI	Inphi	D	-2.87	0.40	LRCX	Lam Research	A	2.45	0.40



Date	Ticker	Name	R	SM	W (%)	Ticker	Name	R	SM	W (%)
2017-09-01	GWPH	Gw Pharmaceuticals Adr	D	-2.87	0.90	VRTX	Vertex Pharmaceuticals	A	2.38	0.90
2017-09-01	FOXA	Twenty-first Century Fox	C	-1.86	1.00	BBY	Best Buy	A	2.31	1.00
2017-09-01	CBPO	China Biologic Products	D	-2.87	0.70	INCY	Incyte	A	2.36	0.70
2017-10-02	WU	The Western Union	D	-2.86	0.50	CMA	Comerica	A	2.41	0.50
2017-10-02	EI	Essilor International	C	-1.86	0.20	ATVI	Activision Blizzard	A	3.00	0.20
2017-10-02	UCB	Ucb	D	-2.87	0.10	FCX	Freeport-mcmoran	A	2.64	0.10
2017-10-02	DMGT	Daily Mail & General Trust	D	-2.87	0.80	ALB	Albemarle	A	2.54	0.80
2017-10-02	WMH	William Hill	D	-2.86	0.30	FB	Facebook	A	2.50	0.30
2017-10-02	JGS	Jg Summit	C	-1.85	0.40	OKE	Oneok	A	2.49	0.40
2017-10-02	IBM	IBM	D	-2.87	0.40	NVDA	Nvidia	A	3.00	0.40
2017-10-02	KR	Kroger	D	-2.92	0.10	URI	United Rentals	A	2.54	0.10
2017-10-02	FLEX	Flex	C	-1.84	0.10	AMD	Advanced Micro Devices	A	3.00	0.30
2017-10-02	JDSU	JDS Uniphase Corporation	C	-1.86	0.30	MTD	Mettler Toledo International	A	2.47	0.20
2017-10-02	BAB	Babcock International	D	-2.86	0.20	WMB	Williams Companies	A	2.45	0.60
2017-10-02	SLB	Schlumberger	D	-2.87	0.60	LNC	Lincoln National	A	2.40	1.00
2017-10-02	WBS	Webster Financial Corp	C	-1.85	1.00	ZION	Zions Bancorp	A	2.40	0.80
2017-10-02	WFC	Wells Fargo	C	-1.85	0.80	FMC	Fmc	A	2.45	0.80
2017-10-02	BARC	Barclays	C	-1.87	0.80	ALGN	Align Technology	A	2.53	0.40
2017-10-02	ESRX	Express Scripts	D	-2.85	0.40	PKG	Packaging Corp Of America	A	2.43	0.20
2017-10-02	MSB	Mesoblast	C	-1.90	0.20	NRG	Nrg Energy	A	2.43	0.10
2017-10-02	VIAB	Viacom	D	-2.90	0.20	BBY	Best Buy	A	2.33	0.70
2017-10-02	PPB	Paddy Power Betfair	D	-2.87	0.10	IDXX	Idexx Laboratories	A	2.39	0.00
2017-10-02	COST	Costco Wholesale	C	-1.85	0.70	LRCX	Lam Research	A	2.50	0.40
2017-10-02	MESO	Mesoblast Adr	C	-1.92	0.00	AAL	American Airlines	A	2.31	0.90
2017-10-02	IPHI	Inphi	D	-2.87	0.40	ISRG	Intuitive Surgical	A	2.35	0.70
2017-10-02	FOXA	Twenty-first Century Fox	C	-1.86	0.90	ATVI	Activision Blizzard	A	3.00	0.20
2017-10-02	CBPO	China Biologic Products	D	-2.87	0.70	FCX	Freeport-mcmoran	A	2.64	0.10
2017-11-01	EI	Essilor International	C	-1.85	0.20	NVDA	Nvidia	A	3.00	0.00
2017-11-01	UCB	Ucb	D	-2.87	0.10	AMD	Advanced Micro Devices	A	3.00	0.40
2017-11-01	ATHN	Athenahealth	C	-1.87	0.00	ALB	Albemarle	A	2.57	0.30
2017-11-01	CRAY	Cray	D	-2.84	0.40	MTD	Mettler Toledo International	A	2.51	0.40
2017-11-01	WMH	William Hill	D	-2.86	0.30	LRCX	Lam Research	A	2.55	0.40
2017-11-01	JGS	Jg Summit	C	-1.85	0.40	FB	Facebook	A	2.54	0.30
2017-11-01	IBM	IBM	D	-2.86	0.40	OKE	Oneok	A	2.48	0.20
2017-11-01	KR	Kroger	D	-2.92	0.10	MPC	Marathon Petroleum	A	2.29	0.50
2017-11-01	JDSU	JDS Uniphase Corporation	C	-1.87	0.30	FMC	Fmc	A	2.47	0.70
2017-11-01	BAB	Babcock International	D	-2.86	0.20	ALGN	Align Technology	A	2.67	0.30
2017-11-01	SLB	Schlumberger	D	-2.88	0.50	ADBE	Adobe Systems	A	2.48	0.30
2017-11-01	BARC	Barclays	D	-2.87	0.70	IDXX	Idexx Laboratories	A	2.39	0.70
2017-11-01	ESRX	Express Scripts	D	-2.86	0.30	STZ	Constellation Brands	A	2.44	0.20
2017-11-01	FNSR	Finisar	D	-2.90	0.30	PKG	Packaging Corp Of America	A	2.43	0.10
2017-11-01	HOLX	Hologic	D	-2.86	0.70	BBY	Best Buy	A	2.32	0.70
2017-11-01	MSB	Mesoblast	C	-1.90	0.20	URI	United Rentals	A	2.55	0.40
2017-11-01	VIAB	Viacom	D	-2.91	0.20	ISRG	Intuitive Surgical	A	2.38	0.50
2017-11-01	PPB	Paddy Power Betfair	D	-2.85	0.10	VRTX	Vertex Pharmaceuticals	A	2.33	0.00
2017-11-01	COST	Costco Wholesale	C	-1.85	0.70					
2017-11-01	MTSI	Macom Technology Solutions	D	-2.90	0.40					
2017-11-01	NUVA	Nuvasive	D	-2.88	0.50					
2017-11-01	MESO	Mesoblast Adr	C	-1.93	0.00					



Date	Ticker	Name	R	SM	W (%)	Ticker	Name	R	SM	W (%)
2017-11-01	IPHI	Inphi	D	-2.87	0.40	AVGO	Broadcom	A	2.40	0.40
2017-11-01	RARE	Ultragenyx Pharmaceutical	D	-2.86	0.40	COO	Cooper Companies	A	2.32	0.40
2017-11-01	GWPH	Gw Pharmaceuticals	D	-2.84	0.90	BAX	Baxter International	A	2.32	0.90
2017-11-01	FOXA	Twenty-first Century Fox	D	-2.87	0.90	AAL	American Airlines	A	2.32	0.90
2017-11-01	NLSN	Nielsen	D	-2.86	0.60	RCL	Royal Caribbean Cruises	A	2.31	0.60
2017-11-01	CBPO	China Biologic Products	D	-2.89	0.60	AET	Aetna	A	2.30	0.60
2017-12-01	EI	Essilor International	C	-1.85	0.20	ATVI	Activision Blizzard	A	2.98	0.20
2017-12-01	UCB	Ucb	D	-2.86	0.10	FCX	Freeport-mcmoran	A	2.63	0.10
2017-12-01	ATHN	Athenahealth	C	-1.86	0.00	NVDA	Nvidia	A	3.00	0.00
2017-12-01	WMH	William Hill	D	-2.84	0.30	URI	United Rentals	A	2.60	0.30
2017-12-01	JGS	Jg Summit	C	-1.87	0.30	ALB	Albemarle	A	2.53	0.30
2017-12-01	IBM	IBM	D	-2.86	0.40	AMD	Advanced Micro Devices	A	3.00	0.40
2017-12-01	MDT	Medtronic	C	-1.85	0.70	ALGN	Align Technology	A	2.72	0.70
2017-12-01	JDSU	JDS Uniphase Corporation	C	-1.87	0.30	FB	Facebook	A	2.51	0.30
2017-12-01	BAB	Babcock International	D	-2.88	0.10	LRCX	Lam Research	A	2.51	0.10
2017-12-01	SLB	Schlumberger	D	-2.88	0.50	MPC	Marathon Petroleum	A	2.30	0.50
2017-12-01	BARC	Barclays	D	-2.87	0.70	ADBE	Adobe Systems	A	2.49	0.70
2017-12-01	ESRX	Express Scripts	D	-2.85	0.40	ISRG	Intuitive Surgical	A	2.40	0.40
2017-12-01	FNSR	Finisar	D	-2.91	0.30					
2017-12-01	GILD	Gilead Sciences	C	-1.85	0.10	IDXX	Ilexx Laboratories	A	2.38	0.10
2017-12-01	MSB	Mesoblast	C	-1.90	0.20	FMC	Fmc	A	2.48	0.20
2017-12-01	VIAB	Viacom	D	-2.90	0.20	BBY	Best Buy	A	2.34	0.20
2017-12-01	MTSI	Macom Technology Solutions	D	-2.92	0.30					
2017-12-01	NUVA	Nuvasive	D	-2.88	0.50	ANTM	Anthem	A	2.33	0.50
2017-12-01	MESO	Mesoblast Adr	C	-1.93	0.00	COO	Cooper Companies	A	2.33	0.00
2017-12-01	RARE	Ultragenyx Pharmaceutical	D	-2.85	0.40	VRTX	Vertex Pharmaceuticals	A	2.33	0.40
2017-12-01	NLSN	Nielsen	D	-2.86	0.60	AAL	American Airlines	A	2.32	0.60
2017-12-01	ATC	Altice	D	-2.95	0.10					
2017-12-01	ATCB	Altice	D	-2.95	0.00					
2017-12-01	CBPO	China Biologic Products	D	-2.89	0.60	BAX	Baxter International	A	2.32	0.60
2018-01-01	EI	Essilor International	C	-1.84	0.30	ATVI	Activision Blizzard	A	3.00	0.30
2018-01-01	SHP	Shire	D	-2.87	0.70	FCX	Freeport-mcmoran	A	2.84	0.70
2018-01-01	ATHN	Athenahealth	C	-1.86	0.00	NVDA	Nvidia	A	3.00	0.00
2018-01-01	JGS	Jg Summit	C	-1.86	0.30	URI	United Rentals	A	2.66	0.30
2018-01-01	ADSK	Autodesk	C	-1.87	0.60	FB	Facebook	A	2.52	0.60
2018-01-01	MDT	Medtronic	C	-1.85	0.70	ALGN	Align Technology	A	2.63	0.70
2018-01-01	JDSU	JDS Uniphase Corporation	D	-2.88	0.20	LRCX	Lam Research	A	2.50	0.20
2018-01-01	BAB	Babcock International	D	-2.88	0.10	ALB	Albemarle	A	2.51	0.10
2018-01-01	SLB	Schlumberger	D	-2.87	0.50	MPC	Marathon Petroleum	A	2.31	0.50
2018-01-01	LDO	Leonardo	D	-2.90	0.30	NRG	Nrg Energy	A	2.48	0.30
2018-01-01	BARC	Barclays	D	-2.86	0.70	ADBE	Adobe Systems	A	2.48	0.70
2018-01-01	FNSR	Finisar	D	-2.91	0.20					
2018-01-01	GILD	Gilead Sciences	C	-1.86	0.10	IDXX	Ilexx Laboratories	A	2.39	0.10
2018-01-01	MSB	Mesoblast	C	-1.89	0.20	FMC	Fmc	A	2.48	0.20
2018-01-01	MTSI	Macom Technology Solutions	D	-2.92	0.30					
2018-01-01	NUVA	Nuvasive	D	-2.88	0.40	ISRG	Intuitive Surgical	A	2.37	0.40
2018-01-01	3349	Cosmos Pharmaceutical	C	-1.85	0.10	OKE	Oneok	A	2.47	0.10
2018-01-01	MESO	Mesoblast Adr	D	-2.92	0.00					
2018-01-01	EROS	Eros International	C	-1.89	0.20	BBY	Best Buy	A	2.39	0.20
2018-01-01	RARE	Ultragenyx Pharmaceutical	D	-2.87	0.40	VRTX	Vertex Pharmaceuticals	A	2.35	0.40
2018-01-01	NLSN	Nielsen	D	-2.86	0.60	AAL	American Airlines	A	2.34	0.60
2018-01-01	ATC	Altice	D	-2.94	0.10					

Date	Ticker	Name	R	SM	W (%)	Ticker	Name	R	SM	W (%)
2018-01-01	ATCB	Altice	D	-2.94	0.00					
2018-01-01	CBPO	China Biologic Products	D	-2.89	0.50	BAX	Baxter International	A	2.32	0.50
2018-02-01	SHP	Shire	D	-2.89	0.60	ATVI	Activision Blizzard	A	3.00	0.60
2018-02-01	JGS	Jg Summit	C	-1.85	0.30	FCX	Freeport-mcmoran	A	2.87	0.30
2018-02-01	6981	Murata Manufacturing	D	-2.85	0.50	URI	United Rentals	A	2.69	0.50
2018-02-01	JDSU	JDS Uniphase Corporation	D	-2.88	0.20	NVDA	Nvidia	A	3.00	0.20
2018-02-01	BAB	Babcock International	D	-2.88	0.10	FB	Facebook	A	2.57	0.10
2018-02-01	LDO	Leonardo	D	-2.90	0.30	BA	Boeing	A	2.55	0.30
2018-02-01	FNSR	Finisar	D	-2.92	0.20					
2018-02-01	MSB	Mesoblast	D	-2.89	0.20	ADBE	Adobe Systems	A	2.55	0.20
2018-02-01	2018	Aac Technologies	C	-1.88	0.70	OKE	Oneok	A	2.53	0.70
2018-02-01	MTSI	Macom Technology Solutions	D	-2.92	0.30					
2018-02-01	NUVA	Nuvasive	D	-2.90	0.30					
2018-02-01	3349	Cosmos Pharmaceutical	C	-1.87	0.10	CMA	Comerica	A	2.52	0.10
2018-02-01	MESO	Mesoblast Adr	D	-2.93	0.00					
2018-02-01	EROS	Eros International	C	-1.87	0.20	BBY	Best Buy	A	2.42	0.20
2018-02-01	RARE	Ultragenyx Pharmaceutical	D	-2.85	0.40	ALGN	Align Technology	A	2.73	0.40
2018-02-01	NLSN	Nielsen	D	-2.85	0.60	AAL	American Airlines	A	2.36	0.60
2018-02-01	ATC	Altice	D	-2.94	0.10					
2018-02-01	ATCB	Altice	D	-2.94	0.00					
2018-02-01	CBPO	China Biologic Products	D	-2.89	0.50	IDXX	Idexx Laboratories	A	2.48	0.50
2018-03-01	AIG	American International	D	-2.85	0.60	CMA	Comerica	A	2.52	0.60
2018-03-01	SHP	Shire	D	-2.89	0.60	ATVI	Activision Blizzard	A	3.00	0.60
2018-03-01	6988	Nitto Denko	C	-1.87	0.40	FCX	Freeport-mcmoran	A	2.83	0.40
2018-03-01	JGS	Jg Summit	C	-1.87	0.30	URI	United Rentals	A	2.67	0.30
2018-03-01	6981	Murata Manufacturing	D	-2.86	0.50	BA	Boeing	A	2.54	0.50
2018-03-01	JDSU	JDS Uniphase Corporation	D	-2.86	0.20	NVDA	Nvidia	A	3.00	0.20
2018-03-01	BAB	Babcock International	D	-2.89	0.10	FB	Facebook	A	2.52	0.10
2018-03-01	AKRA	Akr Corporindo	D	-2.87	0.50	LRCX	Lam Research	A	2.51	0.50
2018-03-01	LDO	Leonardo	D	-2.91	0.20					
2018-03-01	FNSR	Finisar	D	-2.92	0.20					
2018-03-01	MSB	Mesoblast	D	-2.85	0.30	OKE	Oneok	A	2.50	0.30
2018-03-01	NPN	Naspers	C	-1.87	0.70	BAC	Bank Of America	A	2.47	0.70
2018-03-01	2018	Aac Technologies	C	-1.86	0.90	AVY	Avery Dennison	A	2.46	0.90
2018-03-01	MTSI	Macom Technology Solutions	D	-2.95	0.20					
2018-03-01	NUVA	Nuvasive	D	-2.90	0.30					
2018-03-01	3349	Cosmos Pharmaceutical	D	-2.87	0.10	ZION	Zions Bancorp	A	2.46	0.10
2018-03-01	MESO	Mesoblast Adr	D	-2.90	0.00	ALGN	Align Technology	A	2.70	0.00
2018-03-01	IPHI	Inphi	D	-2.89	0.30	ADBE	Adobe Systems	A	2.56	0.30
2018-03-01	RARE	Ultragenyx Pharmaceutical	D	-2.86	0.30	IDXX	Idexx Laboratories	A	2.45	0.30
2018-03-01	NLSN	Nielsen	D	-2.88	0.50	BBY	Best Buy	A	2.43	0.50
2018-03-01	ATC	Altice	D	-2.95	0.00					
2018-03-01	ATCB	Altice	D	-2.95	0.00					
2018-03-01	CBPO	China Biologic Products	D	-2.90	0.50	ISRG	Intuitive Surgical	A	2.41	0.50
2018-03-30	AIG	American International	D	-2.86	0.60	CMA	Comerica	A	2.52	0.60
2018-03-30	ABF	Associated British Foods	D	-2.88	0.50	ATVI	Activision Blizzard	A	3.00	0.50
2018-03-30	MGGT	Meggitt	D	-2.86	0.30	FCX	Freeport-mcmoran	A	2.78	0.30
2018-03-30	SHP	Shire	D	-2.88	0.60	URI	United Rentals	A	2.66	0.60
2018-03-30	6988	Nitto Denko	C	-1.89	0.40	NRG	Nrg Energy	A	2.51	0.40
2018-03-30	JGS	Jg Summit	D	-2.88	0.30	BA	Boeing	A	2.50	0.30
2018-03-30	6981	Murata Manufacturing	D	-2.86	0.50	OKE	Oneok	A	2.50	0.50
2018-03-30	JDSU	JDS Uniphase Corporation	D	-2.86	0.20	NVDA	Nvidia	A	3.00	0.20
2018-03-30	BAB	Babcock International	D	-2.89	0.10	FB	Facebook	A	2.47	0.10

Date	Ticker	Name	R	SM	W (%)	Ticker	Name	R	SM	W (%)
2018-03-30	AKRA	Akr Corporindo	D	-2.88	0.50	STZ	Constellation Brands	A	2.46	0.50
2018-03-30	LDO	Leonardo	D	-2.90	0.30					
2018-03-30	FNSR	Finisar	D	-2.93	0.20					
2018-03-30	MONY	Moneysupermarket.com	D	-2.87	0.40	NTAP	Netapp	A	2.45	0.40
2018-03-30	NPN	Naspers	C	-1.88	0.60	ZION	Zions Bancorp	A	2.44	0.60
2018-03-30	BMRN	Biomarin Pharmaceutical	D	-2.86	0.80	ALGN	Align Technology	A	2.71	0.80
2018-03-30	PPB	Paddy Power Betfair	C	-1.86	0.10	MTD	Mettler Toledo International	A	2.43	0.10
2018-03-30	2018	Aac Technologies	C	-1.87	0.80	CAT	Caterpillar	A	2.42	0.80
2018-03-30	MTSI	Macom Technology Solutions	D	-2.96	0.10					
2018-03-30	NUVA	Nuvasive	D	-2.89	0.40	IDXX	Idexx Laboratories	A	2.47	0.40
2018-03-30	3349	Cosmos Pharmaceutical	D	-2.86	0.10	ETFC	Etrade Financial	A	2.42	0.10
2018-03-30	IPHI	Inphi	D	-2.88	0.30	ADBE	Adobe Systems	A	2.59	0.30
2018-03-30	ESNT	Essent	C	-1.86	0.70	BAC	Bank Of America	A	2.45	0.70
2018-03-30	NLSN	Nielsen	D	-2.88	0.50	BBY	Best Buy	A	2.40	0.50
2018-03-30	ATC	Altice	D	-2.95	0.00					
2018-03-30	ATCB	Altice	D	-2.95	0.00					
2018-03-30	AVGO	Broadcom	C	-1.86	0.60	LRCX	Lam Research	A	2.55	0.60