



## Washington Mutual Invs Fd Cl A Shs (AWSHX) - Trend Capture Overlay

April 20, 2018

## Executive Summary

---

### Overview

Superior performance on a consistent basis comes from the ability to be in synchrony with major price trends. The ability to capture a large part of bull trends and to avoid most of the bear trends in individual stocks and sectors can dramatically impact returns across market cycles and deliver superior long term performance. The Trendrating solution is designed to improve this ability by providing intelligent analytics that can complement and enhance the investment decision process and produce tangible results.

We can demonstrate Trendrating's ability to materially influence portfolio performance through a historical overlay of its trend capture model on the actual holdings of a portfolio. Through this analysis we demonstrate that induction can seamlessly integrate into the existing workflow of an investment strategy and have a material impact on the performance of the investment strategy.

Trendrating's trend capture model has the unique ability to identify and score the prevailing price trend of a security with high accuracy. The ability to distinguish between securities based on their respective price trend should be of paramount importance to every portfolio no matter the type of its investment strategy. Every investment manager should infuse the decision making process with information that facilitates the selection of securities whose prices are trending, rather than ones whose price trends are disconnected from their fundamentals.

### Trendrating Model

The Trendrating model assigns each security a directional rating; uptrends (**A** or **B**) and downtrends (**C** or **D**). A continuous absolute rating scale, **Smart Momentum (SM)**, is constructed to facilitate relative ranking of a universe of securities. The discrete rating distinguishes between securities in uptrends and downtrends, whilst the continuous rating allows ranking within the same rating bucket. In tandem, the two rating frameworks facilitate a flexible and robust framework for security selection and portfolio construction.

### Analysis Framework

- Select holdings history for which constituent history is complete and for which there are very few missing periods in the history selected for the analysis
- The universe of stocks in the benchmark associated with the investment fund is used as a buy universe from which to find alternative securities. In absence of a named benchmark, an appropriate buy universe is assigned for the analysis
- In each rebalancing period in the holdings history of the portfolio:
  - Identify all **C** & **D** rated securities
  - Amongst the **C** & **D** rated securities, identify stocks with extreme negative SM scores<sup>1</sup> whilst in a negative price trend, are quite susceptible to sharp upward price swings during and post market shocks. Good risk management practice advocates a robust mechanism for identifying outliers and then implementing a framework of insulating the investment portfolio from their erratic behaviour. In this analysis, we do not alter positions with extreme SM scores
  - Reallocate weight of **C** & **D** rated securities into an **A** or **B** rated security with the highest SM score in the same region/country, industry/sector, and currency<sup>2</sup>
- Returns for the Fund, Trend Capture Portfolio<sup>3</sup>, and Benchmark are price returns calculated from the individual constituent level for each of the three portfolios

---

<sup>1</sup>Our empirical research shows that an SM scores of -2.90 is a valid extreme threshold value

<sup>2</sup>User determined parameters that are relaxed in hierarchal order if no optimal match is found

<sup>3</sup>The portfolio generated as a result of the trend capture overlay on the holdings of the investment fund

## Report Description

- Trend Overlay Summary Data
  - Key info: Provides information on analysis history, fund benchmark, and the analysis rebalancing frequency
  - The two bar charts respectively compare the annual return and annual volatility of the original fund and of the trend capture portfolio
  - The line chart captures the cumulative return of the fund, of the trend capture portfolio, and of the benchmark if applicable
  - Summary Metrics: This table provides key performance and risk metrics of the original fund and of the trend capture portfolio
- Risk-Return Profile
  - Comparative Analysis
    - Annualised Excess Return analysis: The comparisons of the excess return of the trend capture portfolio vs the fund, and if applicable, of the fund vs the benchmark and of the trend capture portfolio vs the benchmark
    - Annualised Tracking Error analysis: The tracking error between the trend capture fund and the original fund captures the magnitude of the differences between the overlay portfolio and the original portfolio. It should be different enough without departing from the original investment strategy. The comparisons of the tracking errors versus the benchmark, if applicable, validates the fact that the overlay strategy does not change the investment mandate
  - Annual Tables
    - The first set of columns tabulate the year by year returns of the trend capture portfolio and its excess return over the original fund and its benchmark
    - The next set of columns present the volatility comparison where the key message is that the volatility of the trend capture portfolio should not differ materially from that of the original fund
    - The third set of results illustrates the reduction in drawdowns that can be achieved through the trend capture overlay. Reduction in downside risk during market declines is perhaps the most important benefit a model can provide
  - TCR Analysis
    - TCR (Trend Capture Rating) is a forward-looking risk metric of an aggregate<sup>4</sup> calculated from the constituent level weights and ratings from the Trendrating model
    - The trend capture overlay should raise the TCR of the original portfolio
    - Portfolios that maintain a higher TCR tend to outperform and periods with higher TCR tend to deliver superior returns
    - Trendrating's recommendation to clients is to endeavour to maintain a high TCR to improve consistency of portfolio returns
- Historical Portfolio Details
  - The top section provides information on the number of number and weight of the **C** & **D** rated constituents that have been switched on a chosen rebalance period<sup>5</sup>
  - Transaction Table: Tabulates all the matched trades performed in the latest rebalancing period and contains the Ticker, Name, Weight, Rating, and Smart Momentum score of each security traded in the given holding period
- Allocation
  - Regional allocation for the latest rebalance period
  - Sector allocation for the latest rebalance period
- Appendix
  - Contains the full history of trades performed in the analysis presented by rebalance period and identifies all trades securities and matched trades

---

<sup>4</sup>Portfolio, Index, Sector etc.

<sup>5</sup>The default is the latest rebalance period

## Trend Overlay Summary

### Key info

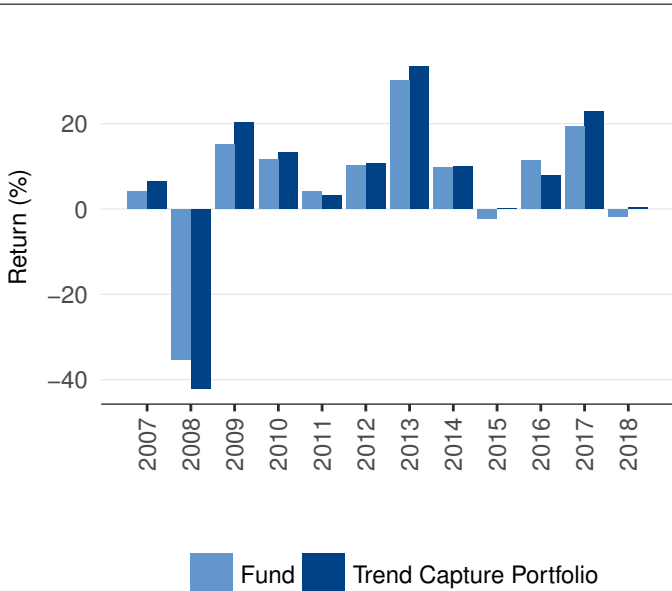
### Data Range

2007-04-02 to 2018-03-30

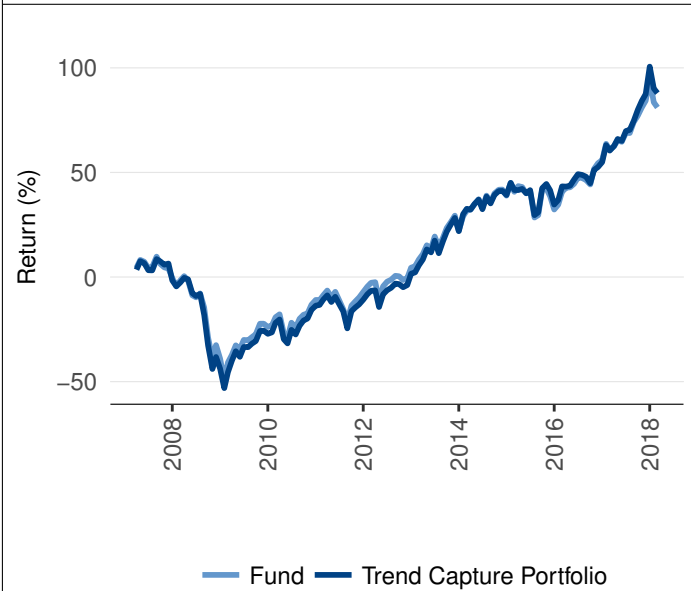
### Rebalancing

Monthly

### Return



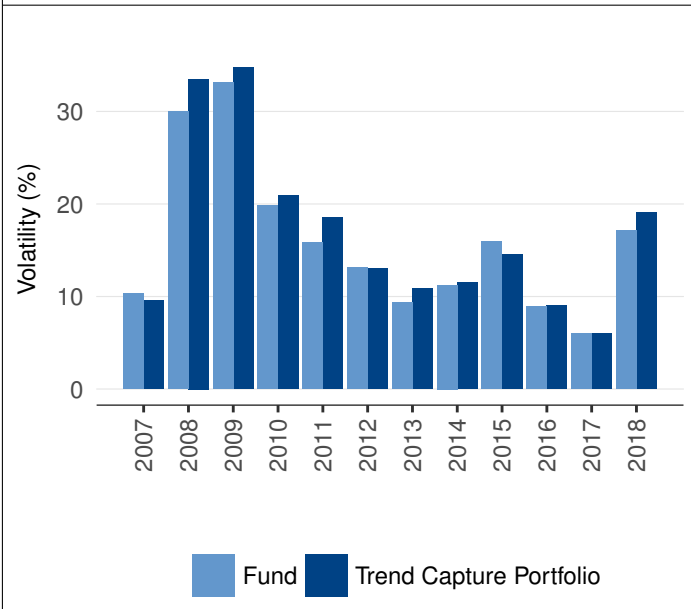
### Cumulative Return



### Summary Metrics

	Fund	TC Portfolio	Diff
<b>PERFORMANCE</b>			
Annualised (%)	5.75	7.06	1.31
Monthly Avg (%)	0.58	0.69	0.10
Hit Rate (%)	63.36	63.36	0.00
<b>RISK</b>			
Annualised volatility (%)	18.41	18.21	-0.20
Max Drawdown (%)	-53.45	-51.16	2.29
Skewness	-0.77	-0.56	0.20
Kurtosis	2.59	2.01	-0.58
<b>KEY RATIOS</b>			
Infomation Ratio	0.31	0.39	0.08
Sortino Ratio	0.17	0.21	0.04
<b>WEIGHT SWITCHED</b>			
Monthly Avg (%)		3.53	

### Volatility



	Fund	TC Portfolio	Diff	Diff (%)
Cumulative Return (%)	84.14	110.68	26.53	31.53
Avg Drawdown (%)	-6.94	-6.47	0.47	6.77
Avg TCR	B	A		

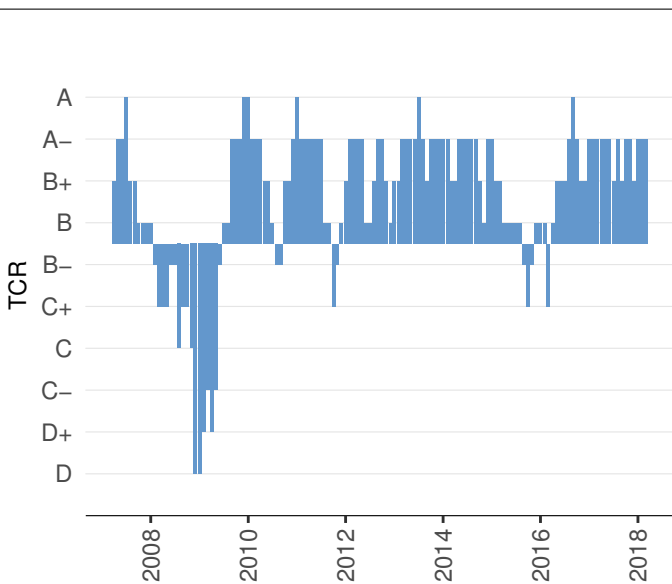
## Risk-Return Profile

### Comparative Analysis

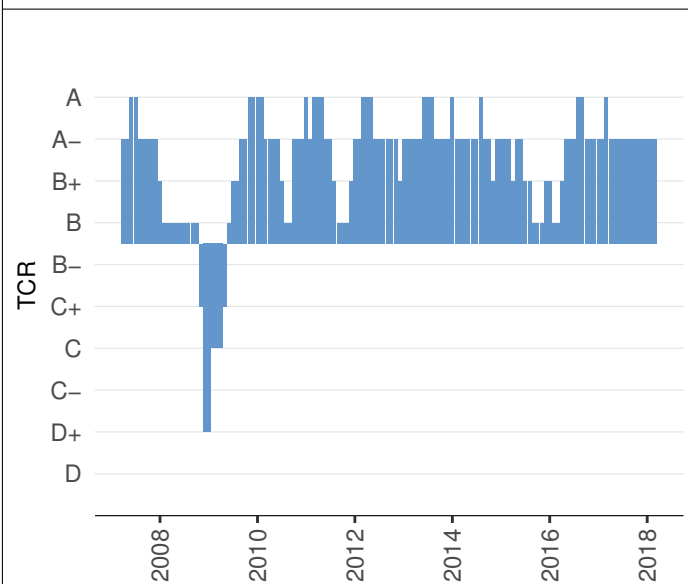
	Fund	Fund
Annualised Excess Return (%)		Annualised Tracking Error (%)
Trend Capture Portfolio	1.18	Trend Capture Portfolio
		3.52

Year	Return (%) TC Port	Excess over Fund	Volatility (%) TC Port	Excess over Fund	Max Drawdown (%) TC Port	Excess over Fund
2018	0.25	1.99	19.03	1.88	-6.32	0.54
2017	22.88	3.55	6.02	0.05	-1.62	0.17
2016	7.87	-3.55	9.06	0.12	-4.81	-0.26
2015	0.20	2.48	14.59	-1.32	-10.67	0.76
2014	10.04	0.41	11.47	0.23	-4.97	0.66
2013	33.41	3.40	10.83	1.51	-5.16	-1.01
2012	10.60	0.36	13.03	-0.12	-8.51	0.04
2011	3.13	-0.87	18.57	2.72	-17.33	-1.83
2010	13.35	1.67	20.89	1.09	-14.37	-0.91
2009	20.38	5.19	34.75	1.66	-24.12	0.32
2008	-41.96	-6.79	33.51	3.52	-47.36	-5.96
2007	6.45	2.39	9.61	-0.74	-4.10	1.10

### Fund TCR



### Trend Capture Portfolio TCR



## Historical Portfolio Details

Holding period: 2018-02-01 to 2018-02-28

	Fund	TC Port
Number of holdings	137	137
Number of C & D rated holdings - switched	14	-
Weight of C & D rated holdings - switched (%)	6.9	-

## Transaction table

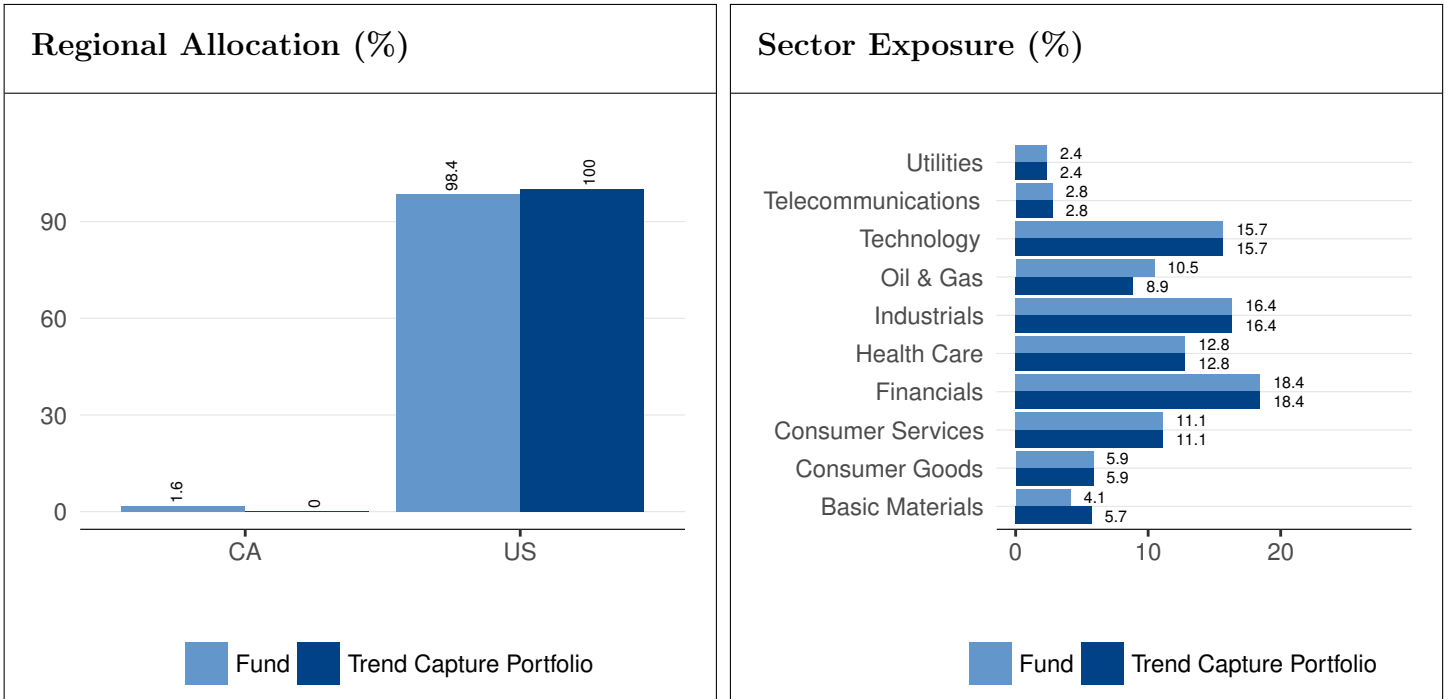
The table shows the fund portfolio C & D rated positions at the beginning of the holding period. These positions have been switched with A and B rated stocks near by mkt cap, market and sector in respect to the original fund positions.

### Switched positions

Ticker	Name	R	SM	W (%)	C (%)	Ticker	Name	R	SM	W (%)	C (%)
CMS	Cms Energy	C	-1.85	0.24	-0.01	OKE	Oneok	A	2.53	0.24	-0.01
MON	Monsanto	C	-1.83	0.42	0.00	ATVI	Activision Blizzard	A	3.00	0.42	-0.01
CVS	Cvs Health	D	-2.84	0.52	-0.08	AMZN	Amazon.com	A	2.81	0.52	0.04
SYMC	Symantec	D	-2.87	0.21	-0.01	NVDA	Nvidia	A	3.00	0.21	-0.01
DUK	Duke Energy	C	-1.86	0.07	-0.00	NRG	Nrg Energy	A	2.45	0.07	0.00
MRK	Merck & Co	D	-2.85	1.91	-0.20	ALGN	Align Technology	A	2.73	1.91	-0.07
UN	Unilever	C	-1.84	0.07	-0.01	STZ	Constellation Brands	A	2.45	0.07	-0.00
WHR	Whirlpool	D	-2.85	0.06	-0.01	EA	Electronic Arts	A	2.35	0.06	-0.00
SRE	Sempra Energy	C	-1.85	0.59	0.01	AWK	American Water Works	A	2.28	0.59	-0.02
CBS	Cbs	D	-2.86	0.55	-0.06	NFLX	Netflix	A	2.52	0.55	0.05
ENB	Enbridge	D	-2.88	1.59	-0.12	FCX	Freeport-mcmoran	A	2.87	1.59	-0.07
NGG	National Grid Adr	D	-2.87	0.15	-0.01	CNP	Centerpoint Energy	A	2.27	0.15	-0.01
KHC	The Kraft Heinz	D	-2.86	0.36	-0.05	PHM	Pultegroup	A	2.34	0.36	-0.03
CCE	Coca-cola European Partners	C	-1.85	0.14	-0.01	BWA	Borgwarner	A	2.34	0.14	-0.02

R - Rating, SM - Smart Momentum, W - Weight, C - Contribution to Return

## Allocation



## Appendix

### Switched positions (Fund vs Trend Capture Portfolio)

Date	Ticker	Name	R	SM	W (%)	Ticker	Name	R	SM	W (%)
2007-04-02	SLM	Slm	D	-2.88	0.10	AVB	Avalonbay Communities	A	2.61	0.10
2007-04-02	BAC	Bank Of America	C	-1.85	2.00	PRU	Prudential Financial	A	2.59	2.00
2007-04-02	BBY	Best Buy	D	-2.86	0.80	BIG	Big Lots	A	2.51	0.80
2007-04-02	CAG	Conagra Brands	C	-1.85	0.10	GT	Goodyear Tire & Rubber	A	2.53	0.10
2007-04-02	DELL	Dell	C	-1.86	0.10	AAPL	Apple	A	2.44	0.10
2007-04-02	GE	General Electric	C	-1.85	3.80	PTV	Pactiv Corp	A	2.33	3.80
2007-04-02	HOG	Harley-davidson	C	-1.87	0.30	MO	Altria	A	2.33	0.30
2007-04-02	LB	L Brands	C	-1.86	0.60	JCP	Jc Penney	A	2.40	0.60
2007-04-02	LUV	Southwest Airlines	D	-2.85	0.20	OMX	OfficeMax	A	2.36	0.20
2007-04-02	MMC	Marsh & McLennan Cos	C	-1.85	0.90	CME	Cme	A	2.53	0.90
2007-04-02		Minnesota Mng.& Mfg	C	-1.84	0.40	CVG	Convergys	A	2.31	0.40
2007-04-02	MXIM	Maxim Integrated Products	C	-1.86	0.10	BMC	BMC Software	A	2.35	0.10
2007-04-02	ORCL	Oracle	C	-1.85	1.00	CTSH	Cognizant Technology Solutions	A	2.33	1.00
2007-04-02	PFE	Pfizer	C	-1.85	1.20	CELG	Celgene	A	2.66	1.20
2007-04-02	SY Y	Sysco	C	-1.85	0.10	RSHCQ	RS Legacy Corp	A	2.34	0.10
2007-04-02	WM	Waste Management	C	-1.85	1.70	TEX	Terex	A	2.31	1.70
2007-04-02	INTC	Intel	C	-1.86	1.00		Unisys Corp	A	2.30	1.00
2007-04-02	HSBC	Hsbc Adr	C	-1.85	0.90	MCO	Moody's	A	2.51	0.90
2007-04-02	C	Citigroup	C	-1.85	2.90	ASN	Archstone-Smith Trust	A	2.44	2.90
2007-04-02	CVX	Chevron	C	-1.84	3.70	WMB	Williams Companies	A	3.00	3.70
2007-04-02	UPS	United Parcel Service	D	-2.85	2.20	VMC	Vulcan Materials Co	A	2.29	2.20
2007-04-02	BHGE	Baker Hughes, A Ge	D	-2.86	0.40	ESV	Ensco	A	2.23	0.40
2007-05-01	AIG	American International	C	-1.84	1.00	PRU	Prudential Financial	A	2.62	1.00
2007-05-01	AMGN	Amgen	D	-2.86	0.40	CELG	Celgene	A	2.75	0.40
2007-05-01	AVY	Avery Dennison	C	-1.85	0.10	NUE	Nucor	A	2.47	0.10
2007-05-01	BAC	Bank Of America	C	-1.85	1.90	MCO	Moody's	A	2.54	1.90
2007-05-01	BBY	Best Buy	D	-2.87	0.70	BIG	Big Lots	A	2.50	0.70
2007-05-01	CAG	Conagra Brands	C	-1.85	0.10	GT	Goodyear Tire & Rubber	A	2.55	0.10
2007-05-01	DELL	Dell	C	-1.85	0.10	AAPL	Apple	A	2.47	0.10
2007-05-01	GE	General Electric	C	-1.84	3.80	PTV	Pactiv Corp	A	2.34	3.80
2007-05-01	HOG	Harley-davidson	C	-1.86	0.30	MON	Monsanto	A	2.34	0.30
2007-05-01	LB	L Brands	C	-1.86	0.60	JCP	Jc Penney	A	2.39	0.60
2007-05-01	LUV	Southwest Airlines	D	-2.86	0.20	RSHCQ	RS Legacy Corp	A	2.35	0.20
2007-05-01	MXIM	Maxim Integrated Products	C	-1.84	0.20	BMC	BMC Software	A	2.36	0.20
2007-05-01	PFE	Pfizer	C	-1.84	1.20	GILD	Gilead Sciences	A	2.44	1.20
2007-05-01	SY Y	Sysco	C	-1.85	0.10	AMZN	Amazon.com	A	2.34	0.10
2007-05-01	INTC	Intel	C	-1.84	1.00	CTSH	Cognizant Technology Solutions	A	2.34	1.00
2007-05-01	C	Citigroup	C	-1.84	3.00	L	Loews	A	2.42	3.00
2007-05-01	UPS	United Parcel Service	D	-2.85	2.10	TEX	Terex	A	2.33	2.10
2007-06-01	AMGN	Amgen	D	-2.88	0.30	CELG	Celgene	A	2.76	0.30
2007-06-01	AVY	Avery Dennison	C	-1.84	0.10	NUE	Nucor	A	2.51	0.10
2007-06-01	BAC	Bank Of America	C	-1.85	1.80	PRU	Prudential Financial	A	2.66	1.80
2007-06-01	BBY	Best Buy	D	-2.86	0.70	BIG	Big Lots	A	2.49	0.70
2007-06-01	CAG	Conagra Brands	C	-1.84	0.10	GT	Goodyear Tire & Rubber	A	2.61	0.10
2007-06-01	HOG	Harley-davidson	C	-1.86	0.30	MON	Monsanto	A	2.36	0.30



Date	Ticker	Name	R	SM	W (%)	Ticker	Name	R	SM	W (%)
2007-06-01	LB	L Brands	C	-1.86	0.60	RSHCQ	RS Legacy Corp	A	2.41	0.60
2007-06-01	LUV	Southwest Airlines	D	-2.86	0.20	AMZN	Amazon.com	A	2.38	0.20
2007-06-01	MXIM	Maxim Integrated Products	C	-1.85	0.10	AAPL	Apple	A	2.56	0.10
2007-06-01	NEM	Newmont Mining	D	-2.85	0.20	X	United States Steel	A	2.35	0.20
2007-06-01	PG	Procter & Gamble	C	-1.84	0.40	MO	Altria	A	2.34	0.40
2007-06-01	SY Y	Sysco	C	-1.85	0.10	SVU	Supervalu	A	2.31	0.10
2007-06-01	WMT	Wal-mart Stores	C	-1.84	1.20	DJ	Dow Jones & Co	A	2.30	1.20
2007-06-01	TGT	Target	C	-1.84	1.50	DG.1	Dollar General	A	2.30	1.50
2007-06-01	UPS	United Parcel Service	D	-2.84	2.10	TEX	Terex	A	2.37	2.10
2007-07-02	AMGN	Amgen	D	-2.88	0.60	CELG	Celgene	A	2.71	0.60
2007-07-02	BAC	Bank Of America	C	-1.85	1.80	PRU	Prudential Financial	A	2.64	1.80
2007-07-02	XEL	Xcel Energy	C	-1.86	0.10	PCG	Pg&e	A	2.94	0.10
2007-07-02	BBY	Best Buy	D	-2.87	0.80	RSHCQ	RS Legacy Corp	A	2.41	0.80
2007-07-02	HOG	Harley-davidson	C	-1.87	0.30	GT	Goodyear Tire & Rubber	A	2.61	0.30
2007-07-02	NEM	Newmont Mining	D	-2.86	0.20	NUE	Nucor	A	2.44	0.20
2007-07-02	PG	Procter & Gamble	C	-1.84	0.40	MON	Monsanto	A	2.40	0.40
2007-07-02	SY Y	Sysco	C	-1.85	0.30	AMZN	Amazon.com	A	2.38	0.30
2007-07-02	TJX	Tjx Companies	C	-1.85	0.10	DG.1	Dollar General	A	2.30	0.10
2007-08-01	AEE	Ameren	D	-2.85	0.30	AYE	Allegheny Energy	A	2.34	0.30
2007-08-01	ABT	Abbott Laboratories	C	-1.86	1.50	CELG	Celgene	A	2.74	1.50
2007-08-01	AMGN	Amgen	D	-2.89	0.60	GILD	Gilead Sciences	A	2.40	0.60
2007-08-01	AVP	Avon Products	C	-1.86	0.60	GT	Goodyear Tire & Rubber	A	2.46	0.60
2007-08-01	BAC	Bank Of America	D	-2.86	1.80	MCO	Moody's	A	2.46	1.80
2007-08-01	XEL	Xcel Energy	C	-1.86	0.10	DYNIQ	Dynegy	A	2.33	0.10
2007-08-01	BBY	Best Buy	D	-2.87	0.70	AMZN	Amazon.com	A	2.43	0.70
2007-08-01	D	Dominion Resources	C	-1.85	0.40	STR	Questar Corp	A	2.25	0.40
2007-08-01	TRV	Travelers Companies	C	-1.85	0.20	ASN	Archstone-Smith Trust	A	2.45	0.20
2007-08-01	HOG	Harley-davidson	C	-1.87	0.30	MON	Monsanto	A	2.38	0.30
2007-08-01	JNJ	Johnson & Johnson	D	-2.85	0.90	TMO	Thermo Fisher Scientific	A	2.36	0.90
2007-08-01	LLY	Eli Lilly	C	-1.85	1.60	ESRX	Express Scripts Holding	A	2.28	1.60
2007-08-01	LNC	Lincoln National	C	-1.87	0.40	L	Loews	A	2.43	0.40
2007-08-01	LB	L Brands	C	-1.86	0.50	HLT	Hilton Hotels Corp	A	2.31	0.50
2007-08-01	MDT	Medtronic	C	-1.84	0.90	MHS	Medco Health Solutions	A	2.28	0.90
2007-08-01	NEM	Newmont Mining	D	-2.84	0.20	NUE	Nucor	A	2.37	0.20
2007-08-01	PBI	Pitney Bowes	C	-1.84	0.20	AAPL	Apple	A	2.64	0.20
2007-08-01	PG	Procter & Gamble	C	-1.84	0.40	MO	Altria	A	2.32	0.40
2007-08-01	SY Y	Sysco	C	-1.86	0.30	RSHCQ	RS Legacy Corp	A	2.30	0.30
2007-08-01	ALL	Allstate	C	-1.86	0.30	SCHW	Charles Schwab	A	2.39	0.30
2007-08-01	WFC	Wells Fargo	D	-2.84	1.80	JNS	Janus Capital	A	2.35	1.80
2007-08-01	ETR	Entergy	C	-1.86	0.50	CNP	Centerpoint Energy	A	2.24	0.50
2007-08-01	HSBC	Hsbc Adr	C	-1.84	0.60	AMP	Ameriprise Financial	A	2.30	0.60
2007-08-01	CAH	Cardinal Health	C	-1.85	0.60	APOL	Apollo Educat Grp	A	2.29	0.60
2007-08-01	JPM	Jpmorgan Chase	C	-1.86	2.00	NTRS	Northern Trust	A	2.27	2.00
2007-08-01	WB	Wachovia	D	-2.87	1.00	CBSS	Compass Bancshares	A	2.27	1.00
2007-09-03	AEE	Ameren	D	-2.85	0.30	AYE	Allegheny Energy	A	2.32	0.30
2007-09-03	ABT	Abbott Laboratories	C	-1.85	1.50	CELG	Celgene	A	2.79	1.50
2007-09-03	AIG	American International	C	-1.85	1.00	L	Loews	A	2.42	1.00
2007-09-03	AMGN	Amgen	D	-2.89	0.60	GILD	Gilead Sciences	A	2.39	0.60
2007-09-03	AVP	Avon Products	C	-1.86	0.60	GT	Goodyear Tire & Rubber	A	2.47	0.60
2007-09-03	XEL	Xcel Energy	D	-2.86	0.10	STR	Questar Corp	A	2.24	0.10
2007-09-03	BBY	Best Buy	D	-2.87	0.70	AMZN	Amazon.com	A	2.44	0.70
2007-09-03	CI	Cigna	C	-1.85	0.20	TMO	Thermo Fisher Scientific	A	2.37	0.20
2007-09-03	D	Dominion Resources	C	-1.85	0.40	EIX	Edison International	A	2.23	0.40

Date	Ticker	Name	R	SM	W (%)	Ticker	Name	R	SM	W (%)
2007-09-03	TRV	Travelers Companies	C	-1.85	0.20	AMP	Ameriprise Financial	A	2.31	0.20
2007-09-03	TGNA	Tegna	D	-2.88	0.20	HLT	Hilton Hotels Corp	A	2.32	0.20
2007-09-03	GIS	General Mills	C	-1.85	0.10	MON	Monsanto	A	2.41	0.10
2007-09-03	HOG	Harley-davidson	D	-2.88	0.30	MO	Altria	A	2.33	0.30
2007-09-03	JNJ	Johnson & Johnson	D	-2.85	0.90	ESRX	Express Scripts Holding	A	2.31	0.90
2007-09-03	KMB	Kimberly-clark	C	-1.84	0.70	LUK	Leucadia National	A	2.29	0.70
2007-09-03	LLY	Eli Lilly	C	-1.84	1.70	MHS	Medco Health Solutions	A	2.28	1.70
2007-09-03	LNC	Lincoln National	C	-1.86	0.40	JNS	Janus Capital	A	2.31	0.40
2007-09-03	LB	L Brands	D	-2.87	0.50	APOL	Apollo Educat Grp	A	2.29	0.50
2007-09-03	MDT	Medtronic	C	-1.84	0.90	SYK	Stryker	A	2.27	0.90
2007-09-03	MMC	Marsh & McLennan Cos	C	-1.87	0.70	BEN	Franklin Resources	A	2.27	0.70
2007-09-03	NI	Nisource	D	-2.88	0.10	CNP	Centerpoint Energy	A	2.23	0.10
2007-09-03	PBI	Pitney Bowes	C	-1.85	0.20	AAPL	Apple	A	2.65	0.20
2007-09-03	PFE	Pfizer	D	-2.85	1.10	LH	Laboratory Corp Of America	A	2.27	1.10
2007-09-03	STI	Suntrust Banks	C	-1.86	0.10	NTRS	Northern Trust	A	2.26	0.10
2007-09-03	ALL	Allstate	D	-2.86	0.30	UNM	Unum	A	2.25	0.30
2007-09-03	WMT	Wal-mart Stores	D	-2.86	1.10	DJ	Dow Jones & Co	A	2.29	1.10
2007-09-03	EOG	Eog Resources	C	-1.86	0.60	WMB	Williams Companies	A	3.00	0.60
2007-09-03	ETR	Entergy	C	-1.86	0.50	DUK	Duke Energy	A	2.21	0.50
2007-09-03	HSBC	Hsbc Adr	C	-1.84	0.60	PFG	Principal Financial	A	2.25	0.60
2007-09-03	S	Sprint Nextel	C	-1.86	1.20	EQ	Embarq	A	2.26	1.20
2007-09-03	MRO	Marathon Oil	C	-1.86	1.60	NOV	National Oilwell Varco	A	2.36	1.60
2007-09-03	CAH	Cardinal Health	C	-1.85	0.70	TIF	Tiffany	A	2.29	0.70
2007-09-03	JPM	Jpmorgan Chase	C	-1.86	2.00	CBSS	Compass Bancshares	A	2.25	2.00
2007-09-03	MCK	Mckesson	C	-1.85	0.20	SVU	Supervalu	A	2.27	0.20
2007-09-03	WYE	Wyeth	C	-1.87	1.50	WAT	Waters	A	2.26	1.50
2007-09-03	USB	Us Bancorp	D	-2.85	0.90	TROW	T Rowe Price	A	2.24	0.90
2007-09-03	WB	Wachovia	D	-2.86	1.00	AOC	Aon plc	A	2.21	1.00
2007-10-01	AIG	American International	D	-2.84	1.00	L	Loews	A	2.44	1.00
2007-10-01	AMGN	Amgen	D	-2.88	0.70	CELG	Celgene	A	2.89	0.70
2007-10-01	AVP	Avon Products	C	-1.85	0.60	GT	Goodyear Tire & Rubber	A	2.51	0.60
2007-10-01	XEL	Xcel Energy	D	-2.85	0.10	AYE	Allegheny Energy	A	2.33	0.10
2007-10-01	BBY	Best Buy	D	-2.87	0.80	AMZN	Amazon.com	A	2.52	0.80
2007-10-01	CAG	Conagra Brands	C	-1.84	0.10	MON	Monsanto	A	2.50	0.10
2007-10-01	FITB	Fifth Third Bancorp	D	-2.87	0.10	JNS	Janus Capital	A	2.35	0.10
2007-10-01	TGNA	Tegna	D	-2.88	0.20	HLT	Hilton Hotels Corp	A	2.33	0.20
2007-10-01	HD	The Home Depot	D	-2.87	0.10	TIF	Tiffany	A	2.30	0.10
2007-10-01	HOG	Harley-davidson	D	-2.90	0.20	MO	Altria	A	2.33	0.20
2007-10-01	KMB	Kimberly-clark	C	-1.84	0.60	LUK	Leucadia National	A	2.32	0.60
2007-10-01	LLY	Eli Lilly	C	-1.84	1.60	GILD	Gilead Sciences	A	2.45	1.60
2007-10-01	LOW	Lowe's Companies	D	-2.86	1.80	APOL	Apollo Educat Grp	A	2.30	1.80
2007-10-01	LB	L Brands	D	-2.87	0.50	DJ	Dow Jones & Co	A	2.29	0.50
2007-10-01	MMC	Marsh & McLennan Cos	D	-2.87	0.70	PFG	Principal Financial	A	2.29	0.70
2007-10-01	NI	Nisource	D	-2.87	0.10	STR	Questar Corp	A	2.26	0.10
2007-10-01	PBI	Pitney Bowes	D	-2.84	0.20	AAPL	Apple	A	2.74	0.20
2007-10-01	PFE	Pfizer	D	-2.85	0.90	TMO	Thermo Fisher Scientific	A	2.40	0.90
2007-10-01	ALL	Allstate	D	-2.85	0.50	NTRS	Northern Trust	A	2.29	0.50
2007-10-01	WMT	Wal-mart Stores	D	-2.86	1.10	EBAY	Ebay	A	2.29	1.10
2007-10-01	EOG	Eog Resources	C	-1.85	0.60	WMB	Williams Companies	A	3.00	0.60
2007-10-01	ETR	Entergy	C	-1.85	0.60	EIX	Edison International	A	2.24	0.60
2007-10-01	S	Sprint Nextel	C	-1.86	1.20	AT	Alltel Corp	A	2.24	1.20
2007-10-01	MRO	Marathon Oil	C	-1.86	1.60	NOV	National Oilwell Varco	A	2.41	1.60
2007-10-01	MTG	Mgic Investment	D	-2.92	0.10					
2007-10-01	UNH	Unitedhealth	C	-1.86	0.30	ESRX	Express Scripts Holding	A	2.31	0.30
2007-10-01	CAH	Cardinal Health	C	-1.86	0.60	JWN	Nordstrom	A	2.24	0.60
2007-10-01	JPM	Jpmorgan Chase	D	-2.85	1.70	TROW	T Rowe Price	A	2.27	1.70
2007-10-01	MCK	Mckesson	C	-1.85	0.20	YUM	Yum Brands	A	2.24	0.20

Date	Ticker	Name	R	SM	W (%)	Ticker	Name	R	SM	W (%)
2007-10-01	WYE	Wyeth	D	-2.87	1.50	MHS	Medco Health Solutions	A	2.29	1.50
2007-10-01	USB	Us Bancorp	D	-2.85	1.00	UNM	Unum	A	2.26	1.00
2007-10-01	WB	Wachovia	D	-2.86	1.10	AOC	Aon plc	A	2.23	1.10
2007-10-01	C	Citigroup	D	-2.86	2.40	HCBK	Hudson City Bancorp	A	2.22	2.40
2007-10-01	TGT	Target	C	-1.85	1.60	SVU	Supervalu	A	2.23	1.60
2007-11-01	ABT	Abbott Laboratories	C	-1.84	1.60	CELG	Celgene	A	2.79	1.60
2007-11-01	AIG	American International	D	-2.86	0.90	L	Loews	A	2.43	0.90
2007-11-01	BA	Boeing	C	-1.85	1.10	JEC	Jacobs Engineering	A	2.75	1.10
2007-11-01	CAG	Conagra Brands	C	-1.86	0.00	MON	Monsanto	A	2.55	0.00
2007-11-01	CAT	Caterpillar	C	-1.86	0.90	PCP	Precision Castparts	A	2.46	0.90
2007-11-01	FITB	Fifth Third Bancorp	D	-2.88	0.10	JNS	Janus Capital	A	2.39	0.10
2007-11-01	TGNA	Tegna	D	-2.89	0.20	AMZN	Amazon.com	A	2.48	0.20
2007-11-01	HD	The Home Depot	D	-2.88	0.10	EXPE	Expedia	A	2.41	0.10
2007-11-01	HOG	Harley-davidson	D	-2.89	0.20	GT	Goodyear Tire & Rubber	A	2.50	0.20
2007-11-01	LNC	Lincoln National	D	-2.85	0.40	NTRS	Northern Trust	A	2.31	0.40
2007-11-01	LOW	Lowe's Companies	D	-2.88	1.70	APOL	Apollo Educat Grp	A	2.39	1.70
2007-11-01	LB	L Brands	D	-2.88	0.40	DJ	Dow Jones & Co	A	2.29	0.40
2007-11-01	LUV	Southwest Airlines	D	-2.86	0.20	TIF	Tiffany	A	2.29	0.20
2007-11-01	MMC	Marsh & McLennan Cos	D	-2.87	0.70	PFG	Principal Financial	A	2.30	0.70
2007-11-01	MXIM	Maxim Integrated Products	D	-2.87	0.10	AAPL	Apple	A	2.88	0.10
2007-11-01	NI	Nisource	D	-2.87	0.10	AYE	Allegheny Energy	A	2.37	0.10
2007-11-01	PAYX	Paychex	C	-1.85	0.10	CMI	Cummins	A	2.35	0.10
2007-11-01	PBI	Pitney Bowes	D	-2.86	0.20	JNPR	Juniper Networks	A	2.47	0.20
2007-11-01	PFE	Pfizer	D	-2.86	0.90	GILD	Gilead Sciences	A	2.49	0.90
2007-11-01	PPG	Ppg Industries	C	-1.85	0.50	FCX	Freeport-mcmoran	A	2.35	0.50
2007-11-01	OMC	Omnicom	D	-2.85	0.10	YUM	Yum Brands	A	2.27	0.10
2007-11-01	ALL	Allstate	D	-2.87	0.40	TROW	T Rowe Price	A	2.30	0.40
2007-11-01	TXN	Texas Instruments	C	-1.86	0.50	EMC	EMC Corp	A	2.43	0.50
2007-11-01	WM	Waste Management	C	-1.85	1.30	FLR	Fluor	A	2.34	1.30
2007-11-01	WMT	Wal-mart Stores	D	-2.86	1.10	EBAY	Ebay	A	2.25	1.10
2007-11-01	S	Sprint Nextel	D	-2.88	1.10	AT	Alltel Corp	A	2.24	1.10
2007-11-01	MRO	Marathon Oil	C	-1.85	1.70	WMB	Williams Companies	A	3.00	1.70
2007-11-01	MTG	Mgic Investment	D	-2.96	0.00					
2007-11-01	UNH	Unitedhealth	D	-2.86	0.30	TMO	Thermo Fisher Scientific	A	2.40	0.30
2007-11-01	CAH	Cardinal Health	C	-1.85	0.70	CVS	Cvs Health	A	2.25	0.70
2007-11-01	JPM	Jpmorgan Chase	D	-2.86	1.60	UNM	Unum	A	2.26	1.60
2007-11-01	WYE	Wyeth	D	-2.87	1.60	ESRX	Express Scripts Holding	A	2.36	1.60
2007-11-01	WB	Wachovia	D	-2.88	1.00	GS	Goldman Sachs	A	2.23	1.00
2007-11-01	C	Citigroup	D	-2.88	2.00	AOC	Aon plc	A	2.23	2.00
2007-11-01	TGT	Target	C	-1.86	1.50	AZO	Autozone	A	2.24	1.50
2007-12-03	AIG	American International	D	-2.86	0.90	L	Loews	A	2.42	0.90
2007-12-03	CRH	Crh Adr	D	-2.89	0.10	JEC	Jacobs Engineering	A	2.77	0.10
2007-12-03	BA	Boeing	C	-1.86	1.00	CMI	Cummins	A	2.34	1.00
2007-12-03	CAG	Conagra Brands	D	-2.85	0.10	MON	Monsanto	A	2.60	0.10
2007-12-03	CAT	Caterpillar	C	-1.86	0.90	FLR	Fluor	A	2.33	0.90
2007-12-03	DD	E.i. Du Pont De Nemours	D	-2.85	0.90	CNX	Consol Energy	A	2.33	0.90
2007-12-03	ETN	Eaton	C	-1.86	0.10	GR	Goodrich	A	2.32	0.10
2007-12-03	FITB	Fifth Third Bancorp	D	-2.88	0.10	JNS	Janus Capital	A	2.40	0.10
2007-12-03	TGNA	Tegna	D	-2.90	0.20					
2007-12-03	HD	The Home Depot	D	-2.89	0.10	EXPE	Expedia	A	2.42	0.10
2007-12-03	HOG	Harley-davidson	D	-2.90	0.20	GT	Goodyear Tire & Rubber	A	2.48	0.20
2007-12-03	LNC	Lincoln National	D	-2.85	0.50	NTRS	Northern Trust	A	2.34	0.50
2007-12-03	LOW	Lowe's Companies	D	-2.88	1.60	APOL	Apollo Educat Grp	A	2.37	1.60
2007-12-03	LB	L Brands	D	-2.89	0.40	DJ	Dow Jones & Co	A	2.29	0.40
2007-12-03	LUV	Southwest Airlines	D	-2.86	0.20	TIF	Tiffany	A	2.27	0.20
2007-12-03	MMC	Marsh & McLennan Cos	D	-2.87	0.70	PFG	Principal Financial	A	2.29	0.70

Date	Ticker	Name	R	SM	W (%)	Ticker	Name	R	SM	W (%)
2007-12-03	MXIM	Maxim Integrated Products	D	-2.89	0.10	AAPL	Apple	A	2.84	0.10
2007-12-03	NI	Nisource	D	-2.88	0.10	AYE	Allegheny Energy	A	2.38	0.10
2007-12-03	PAYX	Paychex	C	-1.86	0.10	DHR	Danaher	A	2.29	0.10
2007-12-03	PBI	Pitney Bowes	D	-2.86	0.20	WFR	SunEdison	A	2.46	0.20
2007-12-03	PFE	Pfizer	D	-2.86	0.90	CELG	Celgene	A	2.74	0.90
2007-12-03	PPG	Ppg Industries	C	-1.86	0.40	SIAL	Sigma Aldrich	A	2.31	0.40
2007-12-03	OMC	Omnicom	D	-2.85	0.10	SVU	Supervalu	A	2.26	0.10
2007-12-03	TJX	Tjx Companies	C	-1.85	0.20	YUM	Yum Brands	A	2.25	0.20
2007-12-03	ALL	Allstate	D	-2.87	0.50	TROW	T Rowe Price	A	2.28	0.50
2007-12-03	TXN	Texas Instruments	C	-1.87	0.50	JNPR	Juniper Networks	A	2.41	0.50
2007-12-03	WM	Waste Management	D	-2.86	1.30	LLL	L-3 Communications	A	2.28	1.30
2007-12-03	S	Sprint Nextel	D	-2.89	1.00	EQ	Embarq	A	2.21	1.00
2007-12-03	MTG	Mgc Investment	D	-2.94	0.00					
2007-12-03	CAH	Cardinal Health	D	-2.87	0.60	CVS	Cvs Health	A	2.24	0.60
2007-12-03	JPM	Jpmorgan Chase	D	-2.86	1.70	UNM	Unum	A	2.25	1.70
2007-12-03	WYE	Wyeth	D	-2.86	1.60	GILD	Gilead Sciences	A	2.49	1.60
2007-12-03	WB	Wachovia	D	-2.88	1.00	AOC	Aon plc	A	2.25	1.00
2007-12-03	C	Citigroup	D	-2.90	1.80					
2007-12-03	TGT	Target	C	-1.86	1.50	EBAY	Ebay	A	2.24	1.50
2007-12-03	UPS	United Parcel Service	C	-1.84	2.30	COL	Rockwell Collins	A	2.27	2.30
2008-01-01	AIG	American International	D	-2.86	0.60	L	Loews	A	2.45	0.60
2008-01-01	CRH	Crh Adr	D	-2.89	0.10	JEC	Jacobs Engineering	A	2.85	0.10
2008-01-01	AMGN	Amgen	D	-2.87	0.60	GILD	Gilead Sciences	A	2.49	0.60
2008-01-01	BA	Boeing	C	-1.86	0.90	CMI	Cummins	A	2.37	0.90
2008-01-01	BAC	Bank Of America	D	-2.87	2.50	JNS	Janus Capital	A	2.39	2.50
2008-01-01	SAP	Sap Adr	C	-1.86	0.10	AAPL	Apple	A	2.93	0.10
2008-01-01	CAG	Conagra Brands	D	-2.85	0.00	MON	Monsanto	A	2.65	0.00
2008-01-01	CAT	Caterpillar	C	-1.84	1.00	FLR	Fluor	A	2.33	1.00
2008-01-01	CCL	Carnival	D	-2.86	0.60	GME	Gamestop Corp New	A	2.56	0.60
2008-01-01	CFC	Countrywide Financial	D	-2.96	0.20					
2008-01-01	DD	E.i. Du Pont De Nemours	D	-2.86	0.90	CNX	Consol Energy	A	2.41	0.90
2008-01-01	ETN	Eaton	C	-1.83	0.20	GR	Goodrich	A	2.31	0.20
2008-01-01	FITB	Fifth Third Bancorp	D	-2.90	0.20					
2008-01-01	TGNA	Tegna	D	-2.90	0.20	EXPE	Expedia	A	2.40	0.20
2008-01-01	GE	General Electric	C	-1.85	4.10	DHR	Danaher	A	2.30	4.10
2008-01-01	HD	The Home Depot	D	-2.89	0.10	APOL	Apollo Educat Grp	A	2.35	0.10
2008-01-01	HOG	Harley-davidson	D	-2.90	0.20	GT	Goodyear Tire & Rubber	A	2.48	0.20
2008-01-01	IR	Ingersoll-rand	C	-1.86	0.20	TT	Trane	A	2.29	0.20
2008-01-01	ITW	Illinois Tool Works	C	-1.85	0.50	HON	Honeywell International	A	2.28	0.50
2008-01-01	LNC	Lincoln National	D	-2.86	0.40	NTRS	Northern Trust	A	2.33	0.40
2008-01-01	LOW	Lowe's Companies	D	-2.89	1.60	YUM	Yum Brands	A	2.26	1.60
2008-01-01	LB	L Brands	D	-2.89	0.40	CVS	Cvs Health	A	2.24	0.40
2008-01-01	LUV	Southwest Airlines	D	-2.88	0.20	EBAY	Ebay	A	2.24	0.20
2008-01-01	MAS	Masco	D	-2.88	0.10	COL	Rockwell Collins	A	2.27	0.10
2008-01-01	MDT	Medtronic	D	-2.86	0.70	ESRX	Express Scripts Holding	A	2.41	0.70
2008-01-01	MMC	Marsh & McLennan Cos	D	-2.87	0.80	PFG	Principal Financial	A	2.31	0.80
2008-01-01	MOT	Motorola Solutions	D	-2.86	0.10	WFR	SunEdison	A	2.54	0.10
2008-01-01	MXIM	Maxim Integrated Products	D	-2.87	0.20	JNPR	Juniper Networks	A	2.45	0.20
2008-01-01	NI	Nisource	D	-2.88	0.10	AYE	Allegheny Energy	A	2.40	0.10
2008-01-01	PAYX	Paychex	D	-2.87	0.10	TXT	Textron	A	2.27	0.10
2008-01-01	PBI	Pitney Bowes	D	-2.87	0.20	BMC	BMC Software	A	2.41	0.20
2008-01-01	PFE	Pfizer	D	-2.86	0.70	TMO	Thermo Fisher Scientific	A	2.40	0.70
2008-01-01	PPG	Ppg Industries	C	-1.86	0.40	SIAL	Sigma Aldrich	A	2.33	0.40
2008-01-01	T	At&t	C	-1.84	4.00	WMB	Williams Companies	A	3.00	4.00
2008-01-01	YYY	Sysco	D	-2.85	0.20	SVU	Supervalu	A	2.24	0.20
2008-01-01	TJX	Tjx Companies	C	-1.85	0.10	COST	Costco Wholesale	A	2.22	0.10
2008-01-01	ALL	Allstate	D	-2.87	0.50	TROW	T Rowe Price	A	2.29	0.50
2008-01-01	TXN	Texas Instruments	C	-1.86	0.50	VRSN	Verisign	A	2.37	0.50
2008-01-01	WFC	Wells Fargo	D	-2.87	1.80	STT	State Street	A	2.24	1.80

Date	Ticker	Name	R	SM	W (%)	Ticker	Name	R	SM	W (%)
2008-01-01	WM	Waste Management	D	-2.86	0.60	LLL	L-3 Communications	A	2.27	0.60
2008-01-01	WWY	Wrigley	C	-1.86	0.40	MO	Altria	A	2.36	0.40
2008-01-01	S	Sprint Nextel	D	-2.91	1.00					
2008-01-01	MTG	Mgic Investment	D	-2.95	0.10					
2008-01-01	CAH	Cardinal Health	D	-2.87	0.60	IGT	International Game Technology PLC	A	2.21	0.60
2008-01-01	JPM	Jpmorgan Chase	D	-2.86	1.80	SCHW	Charles Schwab	A	2.24	1.80
2008-01-01	BMJ	Bristol-myers Squibb	C	-1.86	1.80	MHS	Medco Health Solutions	A	2.34	1.80
2008-01-01	USB	Us Bancorp	D	-2.84	1.10	AOC	Aon plc	A	2.24	1.10
2008-01-01	WB	Wachovia	D	-2.89	1.00	CME	Cme	A	2.23	1.00
2008-01-01	C	Citigroup	D	-2.91	1.70					
2008-01-01	TGT	Target	D	-2.88	1.40	AMZN	Amazon.com	A	2.20	1.40
2008-01-01	UPS	United Parcel Service	C	-1.85	2.50	CSX	Csx	A	2.25	2.50
2008-02-01	AIG	American International	D	-2.87	0.60	L	Loews	A	2.42	0.60
2008-02-01	CRH	Crh Adr	D	-2.87	0.10	TT	Trane	A	2.28	0.10
2008-02-01	AMGN	Amgen	D	-2.86	0.60	GILD	Gilead Sciences	A	2.49	0.60
2008-02-01	AVP	Avon Products	C	-1.86	0.70	MON	Monsanto	A	2.67	0.70
2008-02-01	BA	Boeing	D	-2.87	0.90	GR	Goodrich	A	2.28	0.90
2008-02-01	BAC	Bank Of America	D	-2.86	2.80	NTRS	Northern Trust	A	2.32	2.80
2008-02-01	SAP	Sap Adr	C	-1.87	0.10	WFR	SunEdison	A	2.46	0.10
2008-02-01	CAG	Canagra Brands	D	-2.86	0.00	MO	Altria	A	2.36	0.00
2008-02-01	CAT	Caterpillar	C	-1.84	1.10	HON	Honeywell International	A	2.28	1.10
2008-02-01	CCL	Carnival	D	-2.85	0.70	APOL	Apollo Educat Grp	A	2.40	0.70
2008-02-01	CFC	Countrywide Financial	D	-2.97	0.20					
2008-02-01	DD	E.i. Du Pont De Nemours	D	-2.86	1.00	CNX	Consol Energy	A	2.44	1.00
2008-02-01	RRD	R.r.donnelley&sons	D	-2.87	0.00	LLL	L-3 Communications	A	2.27	0.00
2008-02-01	ETN	Eaton	C	-1.85	0.10	DHR	Danaher	A	2.26	0.10
2008-02-01	FITB	Fifth Third Bancorp	D	-2.89	0.20	PFJ	Principal Financial	A	2.28	0.20
2008-02-01	TGNA	Tegna	D	-2.90	0.20					
2008-02-01	GE	General Electric	C	-1.86	4.20	TXT	Textron	A	2.22	4.20
2008-02-01	HAL	Halliburton	C	-1.86	0.30	NBL	Noble Energy	A	2.75	0.30
2008-02-01	HD	The Home Depot	D	-2.88	0.10	COST	Costco Wholesale	A	2.21	0.10
2008-02-01	HOG	Harley-davidson	D	-2.91	0.20					
2008-02-01	IR	Ingersoll-rand	C	-1.88	0.20	CSX	Csx	A	2.21	0.20
2008-02-01	ITW	Illinois Tool Works	C	-1.86	0.50	CHRW	C.h.robinson Worldwide	A	2.20	0.50
2008-02-01	KMB	Kimberly-clark	C	-1.84	0.70	NKE	Nike	A	2.27	0.70
2008-02-01	LLTC	Linear Technology	D	-2.88	0.20	BMC	BMC Software	A	2.39	0.20
2008-02-01	LLY	Eli Lilly	D	-2.86	1.60	ESRX	Express Scripts Holding	A	2.37	1.60
2008-02-01	LNC	Lincoln National	D	-2.86	0.40	STT	State Street	A	2.25	0.40
2008-02-01	LOW	Lowe's Companies	D	-2.88	1.90	SVU	Supervalu	A	2.19	1.90
2008-02-01	LB	L Brands	D	-2.89	0.40	GPS	Gap	A	2.18	0.40
2008-02-01	LUV	Southwest Airlines	D	-2.88	0.20	VIAB	Viacom	A	2.17	0.20
2008-02-01	MAS	Masco	D	-2.87	0.10	BNI	Burlington Northern	A	2.19	0.10
2008-02-01	MDT	Medtronic	D	-2.86	0.70	MHS	Medco Health Solutions	A	2.34	0.70
2008-02-01	MOT	Motorola Solutions	D	-2.89	0.10	VRSN	Verisign	A	2.35	0.10
2008-02-01	MSFT	Microsoft	C	-1.86	2.00	EMC	EMC Corp	A	2.28	2.00
2008-02-01	MXIM	Maxim Integrated Products	D	-2.92	0.10					
2008-02-01	NI	Nisource	D	-2.87	0.10	AYE	Allegheny Energy	A	2.35	0.10
2008-02-01	NOC	Northrop Grumman	C	-1.84	1.50	MWV	MeadWestvaco	A	2.19	1.50
2008-02-01	PAYX	Paychex	D	-2.88	0.10	FISV	Fiserv	A	2.19	0.10
2008-02-01	PBI	Pitney Bowes	D	-2.86	0.20	CSCO	Cisco Systems	A	2.24	0.20
2008-02-01	PFE	Pfizer	D	-2.86	0.70	BAX	Baxter International	A	2.28	0.70
2008-02-01	PPG	Ppg Industries	D	-2.86	0.40	SIAL	Sigma Aldrich	A	2.30	0.40
2008-02-01	T	At&t	C	-1.85	3.90	MUR	Murphy Oil	A	2.27	3.90
2008-02-01	SLB	Schlumberger	C	-1.88	1.20	RRC	Range Resources	A	2.35	1.20
2008-02-01	SYI	Sysco	D	-2.86	0.20	GME	Gamestop Corp New	A	2.17	0.20
2008-02-01	ALL	Allstate	D	-2.88	0.50	FII	Federated Investors	A	2.24	0.50



Date	Ticker	Name	R	SM	W (%)	Ticker	Name	R	SM	W (%)
2008-02-01	TXN	Texas Instruments	C	-1.87	0.50	ADSK	Autodesk	A	2.23	0.50
2008-02-01	UTX	United Technologies	C	-1.85	1.40	R	Ryder System	B	1.24	1.40
2008-02-01	VFC	Vf	D	-2.86	0.40	CL	Colgate-palmolive	A	2.26	0.40
2008-02-01	WM	Waste Management	D	-2.86	0.60	NSC	Norfolk Southern	B	1.19	0.60
2008-02-01	WWY	Wrigley	C	-1.86	0.40	ADM	Archer Daniels Midland	A	2.24	0.40
2008-02-01	HSBC	Hsbc Adr	D	-2.87	0.60	AIZ	Assurant	A	2.22	0.60
2008-02-01	S	Sprint Nextel	D	-2.93	0.80					
2008-02-01	MTG	Mgic Investment	D	-2.96	0.10					
2008-02-01	CAH	Cardinal Health	D	-2.87	0.60	SWY	Safeway Inc	A	2.16	0.60
2008-02-01	BMY	Bristol-myers Squibb	D	-2.88	1.70	HUM	Humana	A	2.26	1.70
2008-02-01	WB	Wachovia	D	-2.89	1.00	AOC	Aon plc	A	2.22	1.00
2008-02-01	C	Citigroup	D	-2.91	1.70					
2008-02-01	XOM	Exxon Mobil	C	-1.85	3.30	HES	Hess	A	2.35	3.30
2008-02-01	TGT	Target	D	-2.86	1.70	SPLS	Staples	B	1.20	1.70
2008-02-01	VZ	Verizon Communications	C	-1.86	1.50	PX	Praxair	A	2.27	1.50
2008-02-01	HPQ	Hp	C	-1.86	1.50	DELL	Dell	A	2.16	1.50
2008-02-01	GOOGL	Alphabet	C	-1.88	0.00	SYMC	Symantec	B	1.21	0.00
2008-03-03	AEP	American Electric Power	D	-2.87	0.40	AYE	Allegheny Energy	A	2.32	0.40
2008-03-03	AIG	American International	D	-2.89	0.50	L	Loews	A	2.37	0.50
2008-03-03	AMGN	Amgen	D	-2.87	0.60	GILD	Gilead Sciences	A	2.52	0.60
2008-03-03	AON	Aon	C	-1.86	0.20	PFJ	Principal Financial	A	2.25	0.20
2008-03-03	AVP	Avon Products	C	-1.85	0.80	MON	Monsanto	A	2.70	0.80
2008-03-03	BA	Boeing	D	-2.87	0.90	TT	Trane	A	2.28	0.90
2008-03-03	BAC	Bank Of America	D	-2.88	2.50	STT	State Street	A	2.23	2.50
2008-03-03	XEL	Xcel Energy	C	-1.86	0.10	STR	Questar Corp	A	2.28	0.10
2008-03-03	SAP	Sap Adr	C	-1.87	0.10	WFR	SunEdison	A	2.48	0.10
2008-03-03	CAG	Conagra Brands	D	-2.86	0.00	MO	Altria	A	2.35	0.00
2008-03-03	CAT	Caterpillar	C	-1.84	1.10	HON	Honeywell International	A	2.27	1.10
2008-03-03	CCL	Carnival	D	-2.87	0.60	APOL	Apollo Educat Grp	A	2.28	0.60
2008-03-03	CFC	Countrywide Financial	D	-2.98	0.10					
2008-03-03	D	Dominion Resources	C	-1.86	0.30	SO	Southern	A	2.19	0.30
2008-03-03	DD	E.i. Du Pont De Nemours	D	-2.85	1.00	CNX	Consol Energy	A	2.44	1.00
2008-03-03	RRD	R.r.donnelley&sons	D	-2.88	0.00	GR	Goodrich	A	2.27	0.00
2008-03-03	EMR	Emerson Electric	C	-1.85	0.30	LLL	L-3 Communications	A	2.27	0.30
2008-03-03	ETN	Eaton	C	-1.86	0.10	DHR	Danaher	A	2.25	0.10
2008-03-03	FITB	Fifth Third Bancorp	D	-2.91	0.20					
2008-03-03	NEE	Nextera Energy	C	-1.86	0.50	FE	Firstenergy	A	2.19	0.50
2008-03-03	TGNA	Tegna	D	-2.92	0.20					
2008-03-03	GD	General Dynamics	C	-1.86	0.30	R	Ryder System	A	2.25	0.30
2008-03-03	GE	General Electric	D	-2.87	4.00	QLGC	QLogic Corp	A	2.22	4.00
2008-03-03	HAL	Halliburton	C	-1.85	0.30	NBL	Noble Energy International	A	2.83	0.30
2008-03-03	HD	The Home Depot	D	-2.89	0.10	IGT	Game Technology PLC	A	2.21	0.10
2008-03-03	HOG	Harley-davidson	D	-2.92	0.20					
2008-03-03	IR	Ingersoll-rand	D	-2.87	0.20	TXT	Textron	A	2.21	0.20
2008-03-03	ITW	Illinois Tool Works	D	-2.86	0.50	CSX	Csx	A	2.20	0.50
2008-03-03	JNJ	Johnson & Johnson	C	-1.85	1.20	ESRX	Express Scripts Holding	A	2.35	1.20
2008-03-03	K	Kellogg	D	-2.85	0.40	CL	Colgate-palmolive	A	2.26	0.40
2008-03-03	KMB	Kimberly-clark	D	-2.85	0.70	NKE	Nike	A	2.26	0.70
2008-03-03	LLTC	Linear Technology	D	-2.88	0.20	BMC	BMC Software	A	2.37	0.20
2008-03-03	LLY	Eli Lilly	D	-2.86	1.60	MHS	Medco Health Solutions	A	2.29	1.60
2008-03-03	LNC	Lincoln National	D	-2.88	0.40	FII	Federated Investors	A	2.22	0.40
2008-03-03	LOW	Lowe's Companies	D	-2.88	1.90	GPS	Gap	A	2.19	1.90
2008-03-03	LB	L Brands	D	-2.91	0.40					
2008-03-03	LUV	Southwest Airlines	D	-2.88	0.20	ANF	Abercrombie & Fitch	A	2.18	0.20

Date	Ticker	Name	R	SM	W (%)	Ticker	Name	R	SM	W (%)
2008-03-03	MAS	Masco	D	-2.90	0.10	BNI	Burlington Northern	A	2.19	0.10
2008-03-03	MCD	Mcdonald's	C	-1.86	0.80	SSP	E.w. Scripps	A	2.18	0.80
2008-03-03	MDT	Medtronic	D	-2.86	0.80	BAX	Baxter International	A	2.27	0.80
2008-03-03	MOT	Motorola Solutions	D	-2.92	0.10					
2008-03-03	MRK	Merck & Co	C	-1.88	2.00	WAT	Waters	A	2.25	2.00
2008-03-03	MSFT	Microsoft	C	-1.88	1.80	VRSN	Verisign	A	2.34	1.80
2008-03-03	MXIM	Maxim Integrated Products	D	-2.91	0.20					
2008-03-03	NI	Nisource	D	-2.88	0.10	POM	Pepco Holdings	A	2.17	0.10
2008-03-03	NOC	Northrop Grumman	C	-1.84	1.60	JEC	Jacobs Engineering	A	2.19	1.60
2008-03-03	PAYX	Paychex	D	-2.89	0.10	FISV	Fiserv	A	2.19	0.10
2008-03-03	PBI	Pitney Bowes	D	-2.87	0.20	EMC	EMC Corp	A	2.27	0.20
2008-03-03	PFE	Pfizer	D	-2.87	0.70	HUM	Humana	A	2.22	0.70
2008-03-03	PG	Procter & Gamble	C	-1.85	0.20	ADM	Archer Daniels Midland	A	2.24	0.20
2008-03-03	PPG	Ppg Industries	D	-2.87	0.40	SIAL	Sigma Aldrich	A	2.34	0.40
2008-03-03	T	At&t	C	-1.86	3.70	HES	Hess	A	2.36	3.70
2008-03-03	SLB	Schlumberger	C	-1.87	1.40	RRC	Range Resources	A	2.42	1.40
2008-03-03	SYX	Sysco	D	-2.87	0.20	VIAB	Viacom	A	2.17	0.20
2008-03-03	ALL	Allstate	D	-2.88	0.50	AIZ	Assurant	A	2.21	0.50
2008-03-03	TXN	Texas Instruments	D	-2.87	0.50	QCOM	Qualcomm	A	2.17	0.50
2008-03-03	UTX	United Technologies	C	-1.86	1.40	CHRW	C.h.robinson Worldwide	A	2.18	1.40
2008-03-03	VFC	Vf	D	-2.87	0.40	UST	UST Inc	A	2.19	0.40
2008-03-03	WFC	Wells Fargo	D	-2.86	1.90	PCL	Plum Creek Timber Co	A	2.20	1.90
2008-03-03	WM	Waste Management	D	-2.86	0.60	NSC	Norfolk Southern	A	2.18	0.60
2008-03-03	WWY	Wrigley	C	-1.85	0.40	MKC	Mccormick	A	2.17	0.40
2008-03-03	WY	Weyerhaeuser	D	-2.88	0.80	HCBK	Hudson City Bancorp	A	2.19	0.80
2008-03-03	LMT	Lockheed Martin	C	-1.85	0.30	SEE	Sealed Air	B	1.20	0.30
2008-03-03	HSBC	Hsbc Adr	D	-2.87	0.60	WU	The Western Union	A	2.19	0.60
2008-03-03	S	Sprint Nextel	D	-2.95	0.60					
2008-03-03	MTG	Mgic Investment	D	-2.96	0.10					
2008-03-03	CAH	Cardinal Health	D	-2.87	0.70	SWY	Safeway Inc	A	2.15	0.70
2008-03-03	BMJ	Bristol-myers Squibb	D	-2.88	1.60	VAR	Varian Medical Systems	A	2.21	1.60
2008-03-03	WYE	Wyeth	D	-2.85	1.20	BCR	C R Bard	A	2.21	1.20
2008-03-03	AET	Aetna	C	-1.86	0.40	BDX	Becton Dickinson	A	2.20	0.40
2008-03-03	WB	Wachovia	D	-2.91	0.80					
2008-03-03	C	Citigroup	D	-2.93	1.40					
2008-03-03	TGT	Target	D	-2.87	1.60	GME	Gamestop Corp New	A	2.14	1.60
2008-03-03	VZ	Verizon Communications	C	-1.87	1.50	MUR	Murphy Oil	A	2.30	1.50
2008-03-03	HPQ	Hp	C	-1.85	1.60	ADSK	Autodesk	A	2.17	1.60
2008-03-03	GOOGL	Alphabet	C	-1.90	0.00	YHOO	Yahoo	B	1.24	0.00
2008-04-01	AEE	Ameren	D	-2.86	0.30	AYE	Allegheny Energy	A	2.32	0.30
2008-04-01	AEP	American Electric Power	D	-2.86	0.40	STR	Questar Corp	A	2.28	0.40
2008-04-01	AIG	American International	D	-2.89	0.50	STT	State Street	A	2.25	0.50
2008-04-01	AMGN	Amgen	D	-2.88	0.60	GILD	Gilead Sciences	A	2.57	0.60
2008-04-01	APD	Air Products & Chemicals	C	-1.85	0.50	CNX	Consol Energy	A	2.40	0.50
2008-04-01	AVP	Avon Products	C	-1.84	0.80	DHI	D.r. Horton	A	2.28	0.80
2008-04-01	BA	Boeing	D	-2.88	0.80	TT	Trane	A	2.29	0.80
2008-04-01	BAC	Bank Of America	D	-2.87	2.80	HCBK	Hudson City Bancorp	A	2.22	2.80
2008-04-01	XEL	Xcel Energy	D	-2.85	0.10	FE	Firstenergy	A	2.20	0.10
2008-04-01	BBY	Best Buy	D	-2.86	0.80	APOL	Apollo Educat Grp	A	2.22	0.80
2008-04-01	BK	Bank Of New York Mellon	C	-1.85	0.60	FII	Federated Investors	A	2.22	0.60
2008-04-01	SAP	Sap Adr	C	-1.86	0.10	WFR	SunEdison	A	2.46	0.10
2008-04-01	CAG	Conagra Brands	D	-2.84	0.00	CL	Colgate-palmolive	A	2.27	0.00
2008-04-01	CAT	Caterpillar	C	-1.83	1.20	LLL	L-3 Communications	A	2.28	1.20
2008-04-01	CCL	Carnival	D	-2.86	0.70	TJX	Tjx Companies	A	2.21	0.70
2008-04-01	CFC	Countrywide Financial	D	-2.97	0.10					

Date	Ticker	Name	R	SM	W (%)	Ticker	Name	R	SM	W (%)
2008-04-01	D	Dominion Resources	D	-2.86	0.30	XTO	XTO Energy Inc	A	2.25	0.30
2008-04-01	EMR	Emerson Electric	C	-1.85	0.30	R	Ryder System	A	2.27	0.30
2008-04-01	ETN	Eaton	D	-2.86	0.10	DHR	Danaher	A	2.27	0.10
2008-04-01	FITB	Fifth Third Bancorp	D	-2.91	0.20					
2008-04-01	NEE	Nextera Energy	C	-1.85	0.70	NBR	Nabors Industries	A	2.23	0.70
2008-04-01	TGNA	Tegna	D	-2.92	0.20					
2008-04-01	GD	General Dynamics	C	-1.85	0.40	GR	Goodrich	A	2.26	0.40
2008-04-01	HOG	Harley-davidson	D	-2.91	0.20					
2008-04-01	IR	Ingersoll-rand	D	-2.86	0.30	CSX	Csx	A	2.24	0.30
2008-04-01	ITW	Illinois Tool Works	D	-2.86	0.50	QLGC	QLogic Corp	A	2.22	0.50
2008-04-01	JCI	Johnson Controls	D	-2.87	1.00	SNA	Snap-on	A	2.23	1.00
2008-04-01	JNJ	Johnson & Johnson	C	-1.84	1.30	ESRX	Express Scripts Holding	A	2.38	1.30
2008-04-01	KMB	Kimberly-clark	D	-2.85	0.70	ADM	Archer Daniels Midland	A	2.22	0.70
2008-04-01	LLTC	Linear Technology	D	-2.86	0.20	EMC	EMC Corp	A	2.26	0.20
2008-04-01	LLY	Eli Lilly	D	-2.85	1.60	BAX	Baxter International	A	2.28	1.60
2008-04-01	LNC	Lincoln National	D	-2.87	0.40	PSA	Public Storage	A	2.22	0.40
2008-04-01	LB	L Brands	D	-2.90	0.40	GPS	Gap International	A	2.19	0.40
2008-04-01	LUV	Southwest Airlines	D	-2.87	0.10	IGT	Game Technology PLC	A	2.18	0.10
2008-04-01	MAS	Masco	D	-2.89	0.20	TXT	Textron	A	2.22	0.20
2008-04-01	MCD	Mcdonald's	C	-1.85	1.00	GME	Gamestop Corp New	A	2.18	1.00
2008-04-01	MDT	Medtronic	D	-2.86	0.80	WAT	Waters	A	2.24	0.80
2008-04-01	MOT	Motorola Solutions	D	-2.92	0.10					
2008-04-01	MRK	Merck & Co	D	-2.89	1.60	BCR	C R Bard	A	2.21	1.60
2008-04-01	MSFT	Microsoft	C	-1.87	1.90	YHOO	Yahoo	A	2.25	1.90
2008-04-01	NEM	Newmont Mining	C	-1.87	0.30	SIAL	Sigma Aldrich	A	2.37	0.30
2008-04-01	NI	Nisource	D	-2.88	0.10	DVN	Devon Energy	A	2.22	0.10
2008-04-01	NOC	Northrop Grumman	C	-1.85	1.50	BNI	Burlington Northern	A	2.21	1.50
2008-04-01	COP	Conocophillips	C	-1.86	0.60	RRC	Range Resources	A	2.43	0.60
2008-04-01	PAYX	Paychex	D	-2.87	0.20	CHRW	C.h.robinson Worldwide	A	2.20	0.20
2008-04-01	PBI	Pitney Bowes	D	-2.87	0.20	ACS	Affiliated Computer	A	2.21	0.20
2008-04-01	PEG	Public Service Enterprise	C	-1.87	0.20	CHK	Chesapeake Energy	A	2.22	0.20
2008-04-01	PFE	Pfizer	D	-2.87	0.70	GENZ	Genzyme General	A	2.20	0.70
2008-04-01	PG	Procter & Gamble	C	-1.84	0.20	NKE	Nike	A	2.20	0.20
2008-04-01	PPG	Ppg Industries	D	-2.87	0.30	X	United States Steel	A	2.26	0.30
2008-04-01	SLB	Schlumberger	C	-1.87	1.40	HES	Hess	A	2.35	1.40
2008-04-01	STI	Suntrust Banks	D	-2.89	0.20	KIM	Kimco Realty	B	1.23	0.20
2008-04-01	SYX	Sysco	D	-2.86	0.30	BIG	Big Lots	B	1.30	0.30
2008-04-01	ALL	Allstate	D	-2.87	0.60	EQR	Equity Residential	B	1.23	0.60
2008-04-01	TXN	Texas Instruments	D	-2.88	0.50	QCOM	Qualcomm	A	2.18	0.50
2008-04-01	UNP	Union Pacific	C	-1.84	0.30	NSC	Norfolk Southern	A	2.19	0.30
2008-04-01	UTX	United Technologies	C	-1.86	1.40	TEX	Terex	B	1.22	1.40
2008-04-01	WM	Waste Management	D	-2.86	0.50	TYC	Tyco International	B	1.22	0.50
2008-04-01	WWY	Wrigley	C	-1.84	0.50	UST	UST Inc	A	2.19	0.50
2008-04-01	WY	Weyerhaeuser	D	-2.87	0.90	COF	Capital One Financial	B	1.22	0.90
2008-04-01	INTC	Intel	D	-2.87	1.20	TER	Teradyne	B	1.24	1.20
2008-04-01	LMT	Lockheed Martin	C	-1.85	0.30	SEE	Sealed Air	B	1.22	0.30
2008-04-01	HSBC	Hsbc Adr	D	-2.86	0.60	SPG	Simon Property	B	1.21	0.60
2008-04-01	S	Sprint Nextel	D	-2.95	0.70					
2008-04-01	MRO	Marathon Oil	D	-2.88	1.50	WFT	Weatherford International	A	2.30	1.50
2008-04-01	MTG	Mgic Investment	D	-2.97	0.10					
2008-04-01	UNH	Unitedhealth	D	-2.90	0.50	VAR	Varian Medical Systems	A	2.20	0.50
2008-04-01	CAH	Cardinal Health	D	-2.88	0.60	HOT	Strw Htl Res Wrlwd	B	1.24	0.60
2008-04-01	BMY	Bristol-myers Squibb	D	-2.88	1.50	STJ	St Jude Medical Inc	A	2.20	1.50
2008-04-01	MCK	Mckesson	D	-2.87	0.20	NYT	New York Times	B	1.22	0.20
2008-04-01	WYE	Wyeth	D	-2.85	1.10	BDX	Becton Dickinson	A	2.20	1.10
2008-04-01	AET	Aetna	C	-1.88	0.50	FRX	Forest Laboratories	A	2.19	0.50



Date	Ticker	Name	R	SM	W (%)	Ticker	Name	R	SM	W (%)
2008-04-01	WB	Wachovia	D	-2.92	0.60					
2008-04-01	C	Citigroup	D	-2.93	1.50					
2008-04-01	CEG	Constellation Energy	C	-1.86	0.50	AA	Alcoa	A	2.22	0.50
2008-04-01	XOM	Exxon Mobil	C	-1.84	2.70	MUR	Murphy Oil	A	2.30	2.70
2008-04-01	TGT	Target	D	-2.87	1.70	HRB	H.& R.block	B	1.21	1.70
2008-04-01	VZ	Verizon Communications	D	-2.86	1.50	NUE	Nucor	A	2.21	1.50
2008-04-01	CVX	Chevron	C	-1.85	4.20	APC	Anadarko Petroleum	A	2.27	4.20
2008-04-01	HPQ	Hp	C	-1.85	1.60	XLNX	Xilinx	B	1.22	1.60
2008-04-01	GOOGL	Alphabet	C	-1.90	0.40	MCHP	Microchip Technology	B	1.21	0.40
2008-04-01	BHGE	Baker Hughes, A Ge	D	-2.88	0.60	ESV	Ensco	A	2.26	0.60
2008-05-01	AEE	Ameren	D	-2.86	0.30	STR	Questar Corp	A	2.30	0.30
2008-05-01	ABT	Abbott Laboratories	D	-2.85	1.70	GILD	Gilead Sciences	A	2.57	1.70
2008-05-01	AEP	American Electric Power	D	-2.85	0.40	FE	Firstenergy	A	2.21	0.40
2008-05-01	AIG	American International	D	-2.89	0.50	HCBK	Hudson City Bancorp	A	2.23	0.50
2008-05-01	CRH	Crh Adr	D	-2.84	0.10	GR	Goodrich	A	2.31	0.10
2008-05-01	AMGN	Amgen	D	-2.88	0.60	ESRX	Express Scripts Holding	A	2.40	0.60
2008-05-01	BA	Boeing	D	-2.87	0.90	R	Ryder System	A	2.31	0.90
2008-05-01	BAC	Bank Of America	D	-2.87	2.60	TROW	T Rowe Price	A	2.23	2.60
2008-05-01	XEL	Xcel Energy	D	-2.85	0.10	DYNIQ	Dynegy	B	1.23	0.10
2008-05-01	BBY	Best Buy	D	-2.86	0.80	APOL	Apollo Educat Grp	A	2.27	0.80
2008-05-01	BK	Bank Of New York Mellon	C	-1.85	0.60	EQR	Equity Residential	A	2.22	0.60
2008-05-01	CCL	Carnival	D	-2.87	0.60	TJX	Tjx Companies	A	2.21	0.60
2008-05-01	CFC	Countrywide Financial	D	-2.98	0.10					
2008-05-01	EMR	Emerson Electric	C	-1.85	0.30	TT	Trane	A	2.29	0.30
2008-05-01	FITB	Fifth Third Bancorp	D	-2.91	0.20					
2008-05-01	NEE	Nextera Energy	C	-1.84	0.70	TE	Teco Energy	B	1.18	0.70
2008-05-01	TGNA	Tegna	D	-2.92	0.20					
2008-05-01	HOG	Harley-davidson	D	-2.91	0.20					
2008-05-01	JCI	Johnson Controls	D	-2.86	1.00	HAS	Hasbro	A	2.28	1.00
2008-05-01	JNJ	Johnson & Johnson	C	-1.83	1.30	THC	Tenet Healthcare	A	2.35	1.30
2008-05-01	KMB	Kimberly-clark	D	-2.85	0.70	DHI	D.r. Horton	A	2.26	0.70
2008-05-01	KO	Coca-cola	C	-1.85	1.90	SNA	Snap-on	A	2.25	1.90
2008-05-01	LLY	Eli Lilly	D	-2.86	1.50	BAX	Baxter International	A	2.29	1.50
2008-05-01	LNC	Lincoln National	D	-2.87	0.40	PSA	Public Storage	A	2.21	0.40
2008-05-01	MAS	Masco	D	-2.90	0.10	LLL	L-3 Communications	A	2.28	0.10
2008-05-01	MDT	Medtronic	D	-2.86	0.80	BCR	C R Bard	A	2.20	0.80
2008-05-01	MOT	Motorola Solutions	D	-2.91	0.10					
2008-05-01	MRK	Merck & Co	D	-2.89	1.60	STJ	St Jude Medical Inc	A	2.20	1.60
2008-05-01	MSFT	Microsoft	D	-2.85	1.90	WFR	SunEdison	A	2.40	1.90
2008-05-01	NEM	Newmont Mining	C	-1.87	0.30	CNX	Consol Energy	A	2.46	0.30
2008-05-01	NI	Nisource	D	-2.88	0.10	SO	Southern	B	1.17	0.10
2008-05-01	NOC	Northrop Grumman	C	-1.85	1.40	CSX	Csx	A	2.27	1.40
2008-05-01	COP	Conocophillips	C	-1.84	0.60	RRC	Range Resources	A	2.44	0.60
2008-05-01	PBI	Pitney Bowes	D	-2.87	0.20	MCHP	Microchip Technology	A	2.24	0.20
2008-05-01	PEG	Public Service Enterprise	D	-2.86	0.20	WFT	Weatherford International	A	2.33	0.20
2008-05-01	PFE	Pfizer	D	-2.88	0.60	BIIB	Biogen	A	2.19	0.60
2008-05-01	PG	Procter & Gamble	C	-1.85	0.20	ADM	Archer Daniels Midland	A	2.22	0.20
2008-05-01	PPG	Ppg Industries	D	-2.87	0.30	SIAL	Sigma Aldrich	A	2.34	0.30
2008-05-01	STI	Suntrust Banks	D	-2.89	0.20	NTRS	Northern Trust	A	2.20	0.20
2008-05-01	ALL	Allstate	D	-2.87	0.60	HCP	Hcp	A	2.20	0.60
2008-05-01	TXN	Texas Instruments	D	-2.87	0.50	YHOO	Yahoo	A	2.23	0.50
2008-05-01	UTX	United Technologies	C	-1.85	1.40	DHR	Danaher	A	2.27	1.40
2008-05-01	VFC	Vf	D	-2.84	0.40	LUK	Leucadia National	A	2.21	0.40

Date	Ticker	Name	R	SM	W (%)	Ticker	Name	R	SM	W (%)
2008-05-01	WFC	Wells Fargo	D	-2.84	2.00	SAF	Safeco Corp	B	1.26	2.00
2008-05-01	WY	Weyerhaeuser	D	-2.88	0.80	BBT	Bb&t	B	1.23	0.80
2008-05-01	INTC	Intel	D	-2.86	1.30	ACS	Affiliated Computer	A	2.22	1.30
2008-05-01	LMT	Lockheed Martin	C	-1.84	0.30	CMI	Cummins	A	2.26	0.30
2008-05-01	S	Sprint Nextel	D	-2.94	0.80	HES	Hess	A	2.39	1.60
2008-05-01	MRO	Marathon Oil	D	-2.87	1.60	YUM	Yum Brands	A	2.21	0.60
2008-05-01	MTG	Mgic Investment	D	-2.97	0.10	TMO	Thermo Fisher Scientific	A	2.19	0.30
2008-05-01	UNH	Unitedhealth	D	-2.91	0.40	HSP	Hospira	A	2.18	1.50
2008-05-01	CAH	Cardinal Health	D	-2.88	0.60	COST	Costco Wholesale	A	2.20	0.20
2008-05-01	SYK	Stryker	D	-2.86	0.30	LH	Laboratory Corp Of America	A	2.17	0.40
2008-05-01	BMJ	Bristol-myers Squibb	D	-2.88	1.50	MUR	Murphy Oil	A	2.30	0.50
2008-05-01	MCK	Mckesson	D	-2.87	0.20	CVS	Cvs Health	A	2.19	1.60
2008-05-01	AET	Aetna	D	-2.88	0.40	X	United States Steel	A	2.30	1.50
2008-05-01	WB	Wachovia	D	-2.91	0.60	AMAT	Applied Materials	A	2.20	1.60
2008-05-01	C	Citigroup	D	-2.92	1.60	STR	Questar Corp	A	2.32	0.30
2008-05-01	CEG	Constellation Energy	C	-1.87	0.50	DYNIQ	Dynegy	A	2.24	0.40
2008-05-01	TGT	Target	D	-2.87	1.60	GILD	Gilead Sciences	A	2.58	0.60
2008-05-01	VZ	Verizon Communications	D	-2.86	1.50	SAF	Safeco Corp	A	2.26	2.30
2008-05-01	HPQ	Hp	C	-1.85	1.60	PGR	Progressive	A	2.22	0.60
2008-06-02	AEE	Ameren	D	-2.86	0.30	BIG	Big Lots	A	2.41	0.60
2008-06-02	AEP	American Electric Power	D	-2.86	0.40	HRB	H.& R.block	A	2.23	0.10
2008-06-02	AIG	American International	D	-2.91	0.40	HAS	Hasbro	A	2.28	0.70
2008-06-02	AMGN	Amgen	D	-2.87	0.60	SNA	Snap-on	A	2.26	1.90
2008-06-02	BAC	Bank Of America	D	-2.89	2.30	ESRX	Express Scripts Holding	A	2.41	1.50
2008-06-02	BK	Bank Of New York Mellon	C	-1.86	0.60	CM-CSA	Comcast	A	2.23	1.90
2008-06-02	CCL	Carnival	D	-2.87	0.60	THC	Tenet Healthcare	A	2.32	1.60
2008-06-02	CFC	Countrywide Financial	D	-2.98	0.10	WFR	SunEdison	A	2.41	1.80
2008-06-02	FITB	Fifth Third Bancorp	D	-2.93	0.10	CNX	Consol Energy	A	2.59	0.30
2008-06-02	TGNA	Tegna	D	-2.93	0.20	TE	Teco Energy	A	2.23	0.10
2008-06-02	HD	The Home Depot	D	-2.85	0.10	R	Ryder System	A	2.31	1.40
2008-06-02	KMB	Kimberly-clark	D	-2.85	0.70	FE	Firstenergy	A	2.22	0.20
2008-06-02	KO	Coca-cola	C	-1.86	1.90	BAX	Baxter International	A	2.28	0.60
2008-06-02	LLY	Eli Lilly	D	-2.87	1.50	TSN	Tyson Foods	A	2.23	0.20
2008-06-02	LOW	Lowe's Companies	D	-2.85	1.90	SIAL	Sigma Aldrich	A	2.35	0.30
2008-06-02	MAS	Masco	D	-2.90	0.10	FLR	Fluor	A	2.29	0.30
2008-06-02	MOT	Motorola Solutions	D	-2.92	0.10	TAP	Molson Coors Brewing	A	2.22	0.40
2008-06-02	MRK	Merck & Co	D	-2.90	1.60	HPC	Hercules	A	2.22	1.80
2008-06-02	MSFT	Microsoft	D	-2.85	1.80	HCBK	Hudson City Bancorp	A	2.21	0.80
2008-06-02	NEM	Newmont Mining	C	-1.86	0.30	AMZN	Amazon.com	A	2.21	0.60
2008-06-02	NI	Nisource	D	-2.88	0.10	BSX	Boston Scientific	A	2.20	0.30
2008-06-02	NOC	Northrop Grumman	D	-2.85	1.40	BCR	C R Bard	A	2.20	1.50
2008-06-02	PEG	Public Service Enterprise	D	-2.86	0.20					
2008-06-02	PFE	Pfizer	D	-2.88	0.60					
2008-06-02	PG	Procter & Gamble	C	-1.85	0.20					
2008-06-02	PPG	Ppg Industries	D	-2.87	0.30					
2008-06-02	RTN	Raytheon	C	-1.84	0.30					
2008-06-02	STI	Suntrust Banks	D	-2.91	0.20					
2008-06-02	VFC	Vf	D	-2.84	0.40					
2008-06-02	WFC	Wells Fargo	D	-2.86	1.80					
2008-06-02	WY	Weyerhaeuser	D	-2.85	0.80					
2008-06-02	S	Sprint Nextel	D	-2.93	1.00					
2008-06-02	MTG	Mgic Investment	D	-2.97	0.10					
2008-06-02	UNH	Unitedhealth	D	-2.90	0.50					
2008-06-02	CAH	Cardinal Health	D	-2.88	0.60					
2008-06-02	SYK	Stryker	D	-2.86	0.30					
2008-06-02	BMJ	Bristol-myers Squibb	D	-2.89	1.50					

Date	Ticker	Name	R	SM	W (%)	Ticker	Name	R	SM	W (%)
2008-06-02	MCK	Mckesson	D	-2.86	0.20	BBBY	Bed Bath & Beyond	A	2.21	0.20
2008-06-02	AET	Aetna	D	-2.87	0.50	CELG	Celgene	A	2.19	0.50
2008-06-02	WB	Wachovia	D	-2.93	0.50					
2008-06-02	C	Citigroup	D	-2.94	1.30					
2008-06-02	CEG	Constellation Energy	D	-2.86	0.50	GAS	Nicor	B	1.21	0.50
2008-06-02	TGT	Target	D	-2.87	1.60	CVS	Cvs Health	A	2.20	1.60
2008-06-02	HPQ	Hp	C	-1.84	1.60	LSI	LSI	A	2.30	1.60
2008-07-01	AEE	Ameren	D	-2.87	0.30	STR	Questar Corp	A	2.36	0.30
2008-07-01	AEP	American Electric Power	D	-2.87	0.40	TE	Teco Energy	A	2.24	0.40
2008-07-01	AIG	American International	D	-2.94	0.60					
2008-07-01	CRH	Crh Adr	D	-2.88	0.10	FLR	Fluor	A	2.30	0.10
2008-07-01	AVP	Avon Products	C	-1.85	0.70	HAS	Hasbro	A	2.27	0.70
2008-07-01	BAC	Bank Of America	D	-2.92	1.50					
2008-07-01	BCR	C R Bard	C	-1.85	0.20	GILD	Gilead Sciences	A	2.56	0.20
2008-07-01	BK	Bank Of New York Mellon	D	-2.87	0.30	SAF	Safeco Corp	A	2.26	0.30
2008-07-01	CAT	Caterpillar	C	-1.85	1.30	R	Ryder System	A	2.29	1.30
2008-07-01	CCL	Carnival	D	-2.90	0.80	BIG	Big Lots	A	2.42	0.80
2008-07-01	DD	E.i. Du Pont De Nemours	C	-1.86	0.70	MEE	Massey Energy Corp	A	2.80	0.70
2008-07-01	FITB	Fifth Third Bancorp	D	-2.96	0.10					
2008-07-01	TGNA	Tegna	D	-2.94	0.10					
2008-07-01	GE	General Electric	D	-2.88	3.90	DHR	Danaher	A	2.26	3.90
2008-07-01	HD	The Home Depot	D	-2.87	0.10	HRB	H.& R.block	A	2.21	0.10
2008-07-01	IR	Ingersoll-rand	D	-2.87	0.20	CMI	Cummins	A	2.25	0.20
2008-07-01	KMB	Kimberly-clark	D	-2.86	0.40	WWY	Wrigley	A	2.24	0.40
2008-07-01	KO	Coca-cola	C	-1.87	1.80	BUD	Anheuser-Busch	A	2.23	1.80
2008-07-01	LLY	Eli Lilly	D	-2.87	1.60	ESRX	Express Scripts Holding	A	2.35	1.60
2008-07-01	MAS	Masco	D	-2.91	0.10					
2008-07-01		Minnesota Mng.& Mfg	D	-2.88	0.30	CSX	Csx	A	2.25	0.30
2008-07-01	MOT	Motorola Solutions	D	-2.94	0.00					
2008-07-01	MRK	Merck & Co	D	-2.89	2.00	THC	Tenet Healthcare	A	2.30	2.00
2008-07-01	MSFT	Microsoft	D	-2.86	1.10	WFR	SunEdison	A	2.37	1.10
2008-07-01	NEM	Newmont Mining	C	-1.84	0.30	CNX	Consol Energy	A	2.64	0.30
2008-07-01	NOC	Northrop Grumman	D	-2.87	1.30	DOV	Dover	A	2.23	1.30
2008-07-01	PFE	Pfizer	D	-2.89	0.40	BAX	Baxter International	A	2.30	0.40
2008-07-01	PG	Procter & Gamble	C	-1.86	0.20	SNA	Snap-on	A	2.22	0.20
2008-07-01	PPG	Ppg Industries	D	-2.88	0.30	X	United States Steel	A	2.35	0.30
2008-07-01	ROH	Rohm & Haas	D	-2.87	0.30	BTU	Peabody Energy Corp	A	2.30	0.30
2008-07-01	RTN	Raytheon	C	-1.86	0.20	AW	Allied Waste	A	2.22	0.20
2008-07-01	STI	Suntrust Banks	D	-2.93	0.10					
2008-07-01	VFC	Vf	D	-2.84	0.40	TAP	Molson Coors Brewing	A	2.21	0.40
2008-07-01	WFC	Wells Fargo	D	-2.88	1.40	WU	The Western Union	A	2.21	1.40
2008-07-01	WY	Weyerhaeuser	D	-2.88	0.70	HCBK	Hudson City Bancorp	A	2.20	0.70
2008-07-01	S	Sprint Nextel	D	-2.94	0.30					
2008-07-01	MTG	Mgic Investment	D	-2.98	0.00					
2008-07-01	UNH	Unitedhealth	D	-2.93	0.40					
2008-07-01	CAH	Cardinal Health	D	-2.89	0.60	KR	Kroger	A	2.21	0.60
2008-07-01	SYK	Stryker	D	-2.86	0.40	CELG	Celgene	A	2.21	0.40
2008-07-01	BMY	Bristol-myers Squibb	D	-2.89	1.20	VAR	Varian Medical Systems	A	2.19	1.20
2008-07-01	MCK	Mckesson	D	-2.87	0.20	WEN.2	Wendy's Intl	A	2.20	0.20
2008-07-01	AET	Aetna	D	-2.89	0.70	STJ	St Jude Medical Inc	A	2.18	0.70
2008-07-01	WB	Wachovia	D	-2.95	0.20					
2008-07-01	C	Citigroup	D	-2.95	1.40					
2008-07-01	CEG	Constellation Energy	D	-2.87	0.70	FE	Firstenergy	A	2.23	0.70
2008-07-01	HPQ	Hp	D	-2.85	1.40	BRCM	Broadcom Corp	A	2.28	1.40
2008-07-01	UPS	United Parcel Service	D	-2.87	1.90	BNI	Burlington Northern	A	2.21	1.90
2008-08-01	AEE	Ameren	D	-2.88	0.30	STR	Questar Corp	A	2.25	0.30

Date	Ticker	Name	R	SM	W (%)	Ticker	Name	R	SM	W (%)
2008-08-01	AEP	American Electric Power	D	-2.87	0.40	FE	Firstenergy	A	2.20	0.40
2008-08-01	AFL	Aflac	C	-1.87	0.10	MA	Mastercard	A	2.90	0.10
2008-08-01	AIG	American International	D	-2.94	0.60					
2008-08-01	CRH	Crh Adr	D	-2.89	0.10	JBL	Jabil Circuit	A	2.31	0.10
2008-08-01	APA	Apache	C	-1.87	0.70	SWN	Southwestern Energy	A	2.42	0.70
2008-08-01	AXP	American Express	D	-2.88	0.20	SAF	Safeco Corp	A	2.26	0.20
2008-08-01	BA	Boeing	D	-2.88	0.70	R	Ryder System	A	2.28	0.70
2008-08-01	BAC	Bank Of America	D	-2.89	2.20	WU	The Western Union	A	2.23	2.20
2008-08-01	XEL	Xcel Energy	D	-2.85	0.10	TE	Teco Energy	A	2.20	0.10
2008-08-01	BCR	C R Bard	C	-1.85	0.20	GILD	Gilead Sciences	A	2.58	0.20
2008-08-01	BK	Bank Of New York Mellon	D	-2.88	0.30	EQR	Equity Residential	A	2.22	0.30
2008-08-01	CAT	Caterpillar	C	-1.87	1.20	CSX	Csx	A	2.27	1.20
2008-08-01	CCL	Carnival	D	-2.88	0.90	BIG	Big Lots	A	2.41	0.90
2008-08-01	DD	E.i. Du Pont De Nemours	D	-2.85	0.70	MEE	Massey Energy Corp	A	2.66	0.70
2008-08-01	DOW	Dow Chemical	D	-2.87	0.10	X	United States Steel	A	2.30	0.10
2008-08-01	FITB	Fifth Third Bancorp	D	-2.95	0.10					
2008-08-01	NEE	Nextera Energy	C	-1.85	0.60	TEG	Integrays Energy	A	2.19	0.60
2008-08-01	TGNA	Tegna	D	-2.95	0.10					
2008-08-01	GE	General Electric	D	-2.88	4.00	DHR	Danaher	A	2.27	4.00
2008-08-01	HD	The Home Depot	D	-2.87	0.10	FDO	Family Dollar Stores	A	2.25	0.10
2008-08-01	IR	Ingersoll-rand	D	-2.87	0.20	CMI	Cummins	A	2.26	0.20
2008-08-01	ITW	Illinois Tool Works	D	-2.86	0.50	QLGC	QLogic Corp	A	2.26	0.50
2008-08-01	JCI	Johnson Controls	D	-2.86	1.00	HAS	Hasbro	A	2.30	1.00
2008-08-01	KMB	Kimberly-clark	D	-2.86	0.40	BUD	Anheuser-Busch	A	2.25	0.40
2008-08-01	KO	Coca-cola	D	-2.86	1.90	WWY	Wrigley	A	2.24	1.90
2008-08-01	LLTC	Linear Technology	C	-1.86	0.20	LSI	LSI	A	2.30	0.20
2008-08-01	LLY	Eli Lilly	D	-2.87	1.60	ESRX	Express Scripts Holding	A	2.39	1.60
2008-08-01	LNC	Lincoln National	D	-2.86	0.40	TROW	T Rowe Price	A	2.22	0.40
2008-08-01	LOW	Lowe's Companies	D	-2.86	1.80	HRB	H.& R.block	A	2.24	1.80
2008-08-01	LB	L Brands	D	-2.86	0.40	TJX	Tjx Companies	A	2.21	0.40
2008-08-01	MAS	Masco	D	-2.91	0.10					
2008-08-01	MMC	Marsh & McLennan Cos	C	-1.84	1.00	HPC	Hercules	A	2.22	1.00
2008-08-01		Minnesota Mng.& Mfg	D	-2.88	0.30	FLR	Fluor	A	2.25	0.30
2008-08-01	MOT	Motorola Solutions	D	-2.92	0.10					
2008-08-01	MRK	Merck & Co	D	-2.91	1.80					
2008-08-01	MSFT	Microsoft	D	-2.87	1.00	CPWR	Compuware Corp	A	2.29	1.00
2008-08-01	NI	Nisource	D	-2.85	0.10	DYNIQ	Dynegy	A	2.17	0.10
2008-08-01	NOC	Northrop Grumman	D	-2.87	1.30	NSC	Norfolk Southern	A	2.24	1.30
2008-08-01	PAYX	Paychex	D	-2.85	0.60	DOV	Dover	A	2.23	0.60
2008-08-01	PBI	Pitney Bowes	D	-2.86	0.20	WFR	SunEdison	A	2.28	0.20
2008-08-01	PFE	Pfizer	D	-2.89	0.40	THC	Tenet Healthcare	A	2.32	0.40
2008-08-01	PG	Procter & Gamble	D	-2.86	0.20	SNA	Snap-on	A	2.23	0.20
2008-08-01	PPG	Ppg Industries	D	-2.88	0.30	AKS	Ak Steel	A	2.28	0.30
2008-08-01	RTN	Raytheon	D	-2.86	0.20	BNI	Burlington Northern	A	2.22	0.20
2008-08-01	T	At&t	D	-2.87	3.80	CTL	Centurylink	B	1.20	3.80
2008-08-01	STI	Suntrust Banks	D	-2.92	0.20					
2008-08-01	ALL	Allstate	D	-2.85	0.60	SCHW	Charles Schwab	A	2.21	0.60
2008-08-01	UTX	United Technologies	D	-2.86	1.40	AW	Allied Waste	A	2.22	1.40
2008-08-01	VFC	Vf	D	-2.85	0.40	TAP	Molson Coors Brewing	A	2.21	0.40
2008-08-01	WY	Weyerhaeuser	D	-2.86	0.80	NTRS	Northern Trust	A	2.20	0.80
2008-08-01	EOG	Eog Resources	C	-1.88	0.80	WFT	Weatherford International	A	2.32	0.80
2008-08-01	LMT	Lockheed Martin	C	-1.84	0.30	ITT	ITT Inc.	A	2.22	0.30
2008-08-01	S	Sprint Nextel	D	-2.94	0.30					
2008-08-01	MRO	Marathon Oil	D	-2.86	1.50	ESV	Ensco	A	2.29	1.50
2008-08-01	MTG	Mgic Investment	D	-2.98	0.00					
2008-08-01	UNH	Unitedhealth	D	-2.92	0.40					
2008-08-01	CAH	Cardinal Health	D	-2.88	0.70	CM-CSA	Comcast	A	2.20	0.70

Date	Ticker	Name	R	SM	W (%)	Ticker	Name	R	SM	W (%)
2008-08-01	PEP	Pepsico	D	-2.86	1.70	GIS	General Mills	A	2.20	1.70
2008-08-01	JPM	Jpmorgan Chase	D	-2.86	1.70	VNO	Vornado Realty Trust	A	2.20	1.70
2008-08-01	BMJ	Bristol-myers Squibb	D	-2.89	1.20	BAX	Baxter International	A	2.31	1.20
2008-08-01	USB	Us Bancorp	D	-2.85	1.30	PCL	Plum Creek Timber Co	A	2.20	1.30
2008-08-01	AET	Aetna	D	-2.89	0.70	CELG	Celgene	A	2.23	0.70
2008-08-01	WB	Wachovia	D	-2.95	0.20					
2008-08-01	C	Citigroup	D	-2.94	1.50					
2008-08-01	CEG	Constellation Energy	D	-2.88	0.70	GAS	Nicor	B	1.20	0.70
2008-08-01	XOM	Exxon Mobil	D	-2.86	2.10	MUR	Murphy Oil	A	2.29	2.10
2008-08-01	TGT	Target	D	-2.86	1.60	AMZN	Amazon.com	A	2.20	1.60
2008-08-01	VZ	Verizon Communications	D	-2.85	2.00	FTR	Frontier Communications	B	1.19	2.00
2008-08-01	CVX	Chevron	C	-1.86	3.90	NOV	National Oilwell Varco	A	2.26	3.90
2008-08-01	HPQ	Hp	D	-2.85	1.40	EDS	Electronic Data Systems-EDS	A	2.26	1.40
2008-08-01	UPS	United Parcel Service	D	-2.86	2.00	GWW	Ww Grainger	A	2.21	2.00
2008-08-01	RDS.B	Royal Dutch Shell Adr	D	-2.86	0.30	APC	Anadarko Petroleum	A	2.25	0.30
2008-08-01	ARNC	Arconic	C	-1.89	0.70	BTU	Peabody Energy Corp	A	2.23	0.70
2008-09-01	AEE	Ameren	D	-2.87	0.30	STR	Questar Corp	A	2.25	0.30
2008-09-01	AEP	American Electric Power	D	-2.87	0.40	GAS	Nicor	A	2.23	0.40
2008-09-01	AFL	Aflac	C	-1.86	0.10	MA	Mastercard	A	2.92	0.10
2008-09-01	HES	Hess	C	-1.87	0.30	SWN	Southwestern Energy	A	2.44	0.30
2008-09-01	AIG	American International	D	-2.95	0.50					
2008-09-01	CRH	Crh Adr	D	-2.89	0.10	JBL	Jabil Circuit	A	2.31	0.10
2008-09-01	APA	Apache	C	-1.87	0.70	WFT	Weatherford International	A	2.32	0.70
2008-09-01	APD	Air Products & Chemicals	C	-1.86	0.60	X	United States Steel	A	2.26	0.60
2008-09-01	AXP	American Express	D	-2.87	0.20	SAF	Safeco Corp	A	2.27	0.20
2008-09-01	BA	Boeing	D	-2.87	0.70	R	Ryder System	A	2.28	0.70
2008-09-01	BAC	Bank Of America	D	-2.90	2.00					
2008-09-01	XEL	Xcel Energy	D	-2.84	0.10	FE	Firstenergy	A	2.20	0.10
2008-09-01	BK	Bank Of New York Mellon	D	-2.88	0.20	PNC	Pnc Financial Services	A	2.24	0.20
2008-09-01	CAT	Caterpillar	C	-1.86	1.20	DHR	Danaher	A	2.28	1.20
2008-09-01	CCL	Carnival	D	-2.85	0.90	BIG	Big Lots	A	2.39	0.90
2008-09-01	DD	E.i. Du Pont De Nemours	D	-2.85	0.70	BTU	Peabody Energy Corp	A	2.22	0.70
2008-09-01	DE	Deere	D	-2.88	0.50	CSX	Csx	A	2.27	0.50
2008-09-01	DOW	Dow Chemical	D	-2.87	0.10	CF	Cf Industries	A	2.20	0.10
2008-09-01	EMR	Emerson Electric	D	-2.87	0.20	QLGC	QLogic Corp	A	2.26	0.20
2008-09-01	ETN	Eaton	D	-2.87	0.10	CMI	Cummins	A	2.25	0.10
2008-09-01	FITB	Fifth Third Bancorp	D	-2.94	0.10					
2008-09-01	NEE	Nextera Energy	C	-1.85	0.60	TE	Teco Energy	A	2.20	0.60
2008-09-01	TGNA	Tegna	D	-2.95	0.10					
2008-09-01	GE	General Electric	D	-2.88	4.00	FLR	Fluor	A	2.25	4.00
2008-09-01	IR	Ingersoll-rand	D	-2.87	0.20	NSC	Norfolk Southern	A	2.25	0.20
2008-09-01	ITW	Illinois Tool Works	D	-2.85	0.50	AW	Allied Waste	A	2.24	0.50
2008-09-01	JCI	Johnson Controls	D	-2.86	1.10	HAS	Hasbro	A	2.29	1.10
2008-09-01	KMB	Kimberly-clark	D	-2.85	0.40	LEG	Leggett & Platt	A	2.26	0.40
2008-09-01	KO	Coca-cola	D	-2.87	1.80	BUD	Anheuser-Busch	A	2.25	1.80
2008-09-01	LLTC	Linear Technology	C	-1.85	0.20	CPWR	Compuware Corp	A	2.30	0.20
2008-09-01	LLY	Eli Lilly	D	-2.87	1.60	GILD	Gilead Sciences	A	2.56	1.60
2008-09-01	LNC	Lincoln National	D	-2.85	0.40	WU	The Western Union	A	2.23	0.40
2008-09-01		Minnesota Mng.& Mfg	D	-2.88	0.30	BNI	Burlington Northern	A	2.23	0.30
2008-09-01	MRK	Merck & Co	D	-2.90	1.80					
2008-09-01	MSFT	Microsoft	D	-2.86	1.10	LSI	LSI	A	2.29	1.10
2008-09-01	NI	Nisource	D	-2.85	0.10	TEG	Integrays Energy	A	2.19	0.10
2008-09-01	NOC	Northrop Grumman	D	-2.86	1.30	DOV	Dover	A	2.23	1.30
2008-09-01	OXY	Occidental Petroleum	C	-1.86	0.40	MUR	Murphy Oil	A	2.28	0.40



Date	Ticker	Name	R	SM	W (%)	Ticker	Name	R	SM	W (%)
2008-09-01	COP	Conocophillips	C	-1.86	0.60	ESV	Ensco	A	2.28	0.60
2008-09-01	PBI	Pitney Bowes	D	-2.85	0.20	BRCM	Broadcom Corp	A	2.24	0.20
2008-09-01	PEG	Public Service Enterprise	D	-2.85	0.30	SO	Southern	A	2.18	0.30
2008-09-01	PFE	Pfizer	D	-2.88	0.40	ESRX	Express Scripts Holding	A	2.41	0.40
2008-09-01	PGR	Progressive	C	-1.85	0.20	HPC	Hercules	A	2.23	0.20
2008-09-01	RTN	Raytheon	D	-2.85	0.20	GWW	Ww Grainger	A	2.21	0.20
2008-09-01	T	At&t	D	-2.87	3.90	CTL	Centurylink	A	2.21	3.90
2008-09-01	STI	Suntrust Banks	D	-2.92	0.20	TROW	T Rowe Price	A	2.22	0.60
2008-09-01	ALL	Allstate	D	-2.86	0.60	ADBE	Adobe Systems	A	2.23	0.50
2008-09-01	TXN	Texas Instruments	D	-2.88	0.50	ITT	ITT Inc.	A	2.21	1.40
2008-09-01	UTX	United Technologies	D	-2.85	1.40	SCHW	Charles Schwab Anadarko	A	2.22	0.80
2008-09-01	WY	Weyerhaeuser	D	-2.86	0.80	APC	Petroleum	A	2.27	0.90
2008-09-01	EOG	Eog Resources	C	-1.88	0.90	XLNX	Xilinx	A	2.23	0.50
2008-09-01	S	Sprint Nextel	D	-2.94	0.30	NOV	National Oilwell Varco	A	2.24	1.30
2008-09-01	CSCO	Cisco Systems	D	-2.85	0.50	MTG	Mgic Investment	D	-2.98	0.00
2008-09-01	MRO	Marathon Oil	D	-2.86	1.30	UNH	Unitedhealth	D	-2.91	0.50
2008-09-01	JPM	Jpmorgan Chase	D	-2.86	1.60	JPM	Jpmorgan Chase	D	-2.86	1.60
2008-09-01	BMJ	Bristol-myers Squibb	D	-2.89	1.20	EQR	Equity Residential	A	2.21	1.60
2008-09-01	AET	Aetna	D	-2.84	0.70	THC	Tenet Healthcare	A	2.32	1.20
2008-09-01	WB	Wachovia	D	-2.95	0.20	BAX	Baxter International	A	2.31	0.70
2008-09-01	C	Citigroup	D	-2.94	1.50	PNW	Pinnacle West Capital	B	1.19	0.60
2008-09-01	CEG	Constellation Energy	D	-2.90	0.60	NBR	Nabors Industries	A	2.24	2.00
2008-09-01	XOM	Exxon Mobil	D	-2.86	2.00	FTR	Frontier Communications	A	2.21	2.00
2008-09-01	VZ	Verizon Communications	D	-2.85	2.00	COG	Cabot Oil & Gas	A	2.23	3.90
2008-09-01	CVX	Chevron	C	-1.86	3.90	PKI	Perkinelmer	A	2.20	2.00
2008-09-01	UPS	United Parcel Service	D	-2.86	2.00	CHK	Chesapeake Energy	A	2.22	0.30
2008-09-01	RDS.B	Royal Dutch Shell Adr	D	-2.86	0.30	SYMC	Symantec	A	2.23	0.90
2008-09-01	GOOGL	Alphabet	D	-2.87	0.90	PX	Praxair	A	2.19	0.70
2008-09-01	ARNC	Arconic	D	-2.89	0.70	GAS	Nicor	A	2.23	0.10
2008-10-01	AEE	Ameren	D	-2.88	0.10	ED	Consolidated Edison	A	2.19	0.40
2008-10-01	ADM	Archer Daniels Midland	D	-2.93	0.10	PNC	Pnc Financial Services	A	2.26	0.10
2008-10-01	AEP	American Electric Power	D	-2.88	0.40	SWN	Southwestern Energy	A	2.35	0.30
2008-10-01	AFL	Aflac	D	-2.85	0.10	MUR	Murphy Oil	A	2.22	0.60
2008-10-01	ROK	Rockwell Automation	D	-2.92	0.20	ECL	Ecolab	A	2.19	0.40
2008-10-01	HES	Hess	C	-1.90	0.30	BBT	Bb&t	A	2.24	0.50
2008-10-01	AIG	American International	D	-2.99	0.10	APH	Amphenol	A	2.33	0.70
2008-10-01	CRH	Crh Adr	D	-2.91	0.10	SCHW	Charles Schwab	A	2.22	0.10
2008-10-01	APA	Apache	C	-1.89	0.60	DHR	Danaher	A	2.23	1.00
2008-10-01	APD	Air Products & Chemicals	D	-2.89	0.40	SIAL	Sigma Aldrich	A	2.17	0.30
2008-10-01	AXP	American Express	D	-2.88	0.50	FAST	Fastenal	A	2.23	0.30
2008-10-01	BA	Boeing	D	-2.89	0.70	TEG	Integrays Energy	A	2.19	0.50
2008-10-01	BK	Bank Of New York Mellon	D	-2.89	0.10	NSC	Norfolk Southern	A	2.22	0.40
2008-10-01	CAT	Caterpillar	D	-2.89	1.00	QLGC	QLogic Corp	A	2.22	4.10
2008-10-01	DE	Deere	D	-2.92	0.20					
2008-10-01	DOW	Dow Chemical	D	-2.86	0.30					
2008-10-01	EMR	Emerson Electric	D	-2.89	0.30					
2008-10-01	ETN	Eaton	D	-2.91	0.10					
2008-10-01	FITB	Fifth Third Bancorp	D	-2.95	0.10					
2008-10-01	NEE	Nextera Energy	D	-2.88	0.50					
2008-10-01	TGNA	Tegna	D	-2.95	0.10					
2008-10-01	GD	General Dynamics	C	-1.87	0.40					
2008-10-01	GE	General Electric	D	-2.89	4.10					

Date	Ticker	Name	R	SM	W (%)	Ticker	Name	R	SM	W (%)
2008-10-01	HAL	Halliburton	C	-1.91	0.30	APC	Anadarko Petroleum	A	2.21	0.30
2008-10-01	HMC	Honda Motor Adr	C	-1.86	0.30	HAS	Hasbro	A	2.26	0.30
2008-10-01	IR	Ingersoll-rand	D	-2.89	0.20	PTV	Pactiv Corp	A	2.22	0.20
2008-10-01	ITW	Illinois Tool Works	D	-2.87	0.30	CVG	Convergys	A	2.21	0.30
2008-10-01	JCI	Johnson Controls	D	-2.86	1.10	LEG	Leggett & Platt	A	2.26	1.10
2008-10-01	KO	Coca-cola	D	-2.86	2.10	WWY	Wrigley	A	2.24	2.10
2008-10-01	LLTC	Linear Technology	C	-1.87	0.20	CPWR	Compuware Corp	A	2.25	0.20
2008-10-01	LLY	Eli Lilly	D	-2.88	1.60	GILD	Gilead Sciences	A	2.49	1.60
2008-10-01	LNC	Lincoln National	D	-2.87	0.30	EQR	Equity Residential	A	2.22	0.30
2008-10-01	NOK	Nokia Adr	D	-2.92	0.70					
2008-10-01		Minnesota Mng.& Mfg	D	-2.88	0.20	BNI	Burlington Northern	A	2.19	0.20
2008-10-01	MRK	Merck & Co	D	-2.91	1.80					
2008-10-01	MSFT	Microsoft	D	-2.86	1.10	LSI	LSI International	A	2.23	1.10
2008-10-01	NEM	Newmont Mining	D	-2.87	0.20	IP	Paper	B	1.20	0.20
2008-10-01	NI	Nisource	D	-2.86	0.10	SO	Southern	A	2.18	0.10
2008-10-01	NOC	Northrop Grumman	D	-2.89	1.20	GWW	Ww Grainger	A	2.19	1.20
2008-10-01	OXY	Occidental Petroleum	C	-1.89	0.40	WFT	Weatherford International	A	2.20	0.40
2008-10-01	COP	Conocophillips	D	-2.88	0.50	COG	Cabot Oil & Gas	A	2.18	0.50
2008-10-01	PBI	Pitney Bowes	D	-2.85	0.20	ACS	Affiliated Computer	A	2.21	0.20
2008-10-01	PEG	Public Service Enterprise	D	-2.88	0.20	FE	Firstenergy	A	2.18	0.20
2008-10-01	PGR	Progressive	C	-1.86	0.20	PSA	Public Storage	A	2.22	0.20
2008-10-01	PPL	Ppl	D	-2.89	0.30	PGN	Progress Energy	A	2.18	0.30
2008-10-01	RTN	Raytheon	D	-2.87	0.20	CTAS	Cintas	A	2.19	0.20
2008-10-01	T	At&t	D	-2.88	4.20	CTL	Centurylink	A	2.20	4.20
2008-10-01	SLB	Schlumberger	C	-1.88	1.20	CHK	Chesapeake Energy	A	2.16	1.20
2008-10-01	ALL	Allstate	D	-2.86	0.60	HCP	Hcp	A	2.21	0.60
2008-10-01	TXN	Texas Instruments	D	-2.89	0.50	ADBE	Adobe Systems	A	2.21	0.50
2008-10-01	UTX	United Technologies	D	-2.87	1.40	SHW	Sherwin-williams	A	2.18	1.40
2008-10-01	EOG	Eog Resources	C	-1.90	0.50	FDO	Family Dollar Stores	A	2.26	0.50
2008-10-01	ETR	Entergy	D	-2.88	1.30	PCG	Pg&e	A	2.18	1.30
2008-10-01	S	Sprint Nextel	D	-2.95	0.10					
2008-10-01	CSCO	Cisco Systems	D	-2.87	0.50	ALTR	Altera Corp.	A	2.20	0.50
2008-10-01	MRO	Marathon Oil	D	-2.88	1.30	BUD	Anheuser-Busch	A	2.24	1.30
2008-10-01	UNH	Unitedhealth	D	-2.93	0.30					
2008-10-01	CAH	Cardinal Health	D	-2.85	0.70	BIG	Big Lots	A	2.36	0.70
2008-10-01	SYK	Stryker	C	-1.84	0.50	ESRX	Express Scripts Holding	A	2.41	0.50
2008-10-01	BMJ	Bristol-myers Squibb	D	-2.89	1.00	BAX	Baxter International	A	2.31	1.00
2008-10-01	WYE	Wyeth	D	-2.87	0.70	BRL	Barr Pharmaceuticals	A	2.29	0.70
2008-10-01	AET	Aetna	D	-2.86	0.70	THC	Tenet Healthcare	A	2.28	0.70
2008-10-01	CEG	Constellation Energy	D	-2.96	0.00					
2008-10-01	XOM	Exxon Mobil	D	-2.86	2.10	PHM	Pultegroup	A	2.24	2.10
2008-10-01	VZ	Verizon Communications	D	-2.87	2.20	FTR	Frontier Communications	A	2.19	2.20
2008-10-01	EXC	Exelon	D	-2.89	2.00	PNW	Pinnacle West Capital	B	1.19	2.00
2008-10-01	CVX	Chevron	D	-2.87	4.00	HRB	H.& R.block	A	2.23	4.00
2008-10-01	HPQ	Hp	D	-2.84	1.70	SYMC	Symantec	A	2.19	1.70
2008-10-01	UPS	United Parcel Service	D	-2.85	1.90	MWV	MeadWestvaco	A	2.18	1.90
2008-10-01	RDS.B	Royal Dutch Shell Adr	D	-2.88	0.50	RSHCQ	RS Legacy Corp	A	2.23	0.50
2008-10-01	GOOGL	Alphabet	D	-2.88	0.80	INTU	Intuit	A	2.19	0.80
2008-10-01	ARNC	Arconic	D	-2.93	0.60					
2008-10-01	BHGE	Baker Hughes, A Ge	C	-1.90	0.20	COV	Covidien	A	2.23	0.20
2008-11-03	AEE	Ameren	D	-2.90	0.10					
2008-11-03	ADM	Archer Daniels Midland	D	-2.93	0.10					
2008-11-03	AEP	American Electric Power	D	-2.89	0.50	GAS	Nicor	A	2.24	0.50

Date	Ticker	Name	R	SM	W (%)	Ticker	Name	R	SM	W (%)
2008-11-03	AFL	Aflac	D	-2.89	0.10	PNC	Pnc Financial Services	A	2.23	0.10
2008-11-03	ROK	Rockwell Automation	D	-2.94	0.20					
2008-11-03	HES	Hess	D	-2.93	0.30					
2008-11-03	AIG	American International	D	-2.99	0.00					
2008-11-03	CRH	Crh Adr	D	-2.91	0.10					
2008-11-03	APA	Apache	D	-2.91	0.60					
2008-11-03	APD	Air Products & Chemicals	D	-2.91	0.50					
2008-11-03	AVP	Avon Products	D	-2.91	0.60					
2008-11-03	AXP	American Express	D	-2.91	0.50					
2008-11-03	BA	Boeing	D	-2.90	0.80	PTV	Pactiv Corp	A	2.21	0.80
2008-11-03	BDX	Becton Dickinson	D	-2.87	0.10	GILD	Gilead Sciences	A	2.51	0.10
2008-11-03	BK	Bank Of New York Mellon	D	-2.89	0.10	BBT	Bb&t	A	2.22	0.10
2008-11-03	SAP	Sap Adr	D	-2.90	0.90	ACS	Affiliated Computer	A	2.17	0.90
2008-11-03	CAT	Caterpillar	D	-2.92	0.80					
2008-11-03	D	Dominion Resources	D	-2.87	0.30	ED	Consolidated Edison	A	2.19	0.30
2008-11-03	DE	Deere	D	-2.93	0.20					
2008-11-03	DOW	Dow Chemical	D	-2.88	0.30	ECL	Ecolab	A	2.15	0.30
2008-11-03	EMR	Emerson Electric	D	-2.91	0.30					
2008-11-03	ETN	Eaton	D	-2.92	0.10					
2008-11-03	FITB	Fifth Third Bancorp	D	-2.96	0.10					
2008-11-03	NEE	Nextera Energy	D	-2.89	0.60	TEG	Integrays Energy	A	2.18	0.60
2008-11-03	TGNA	Tegna	D	-2.97	0.10					
2008-11-03	GD	General Dynamics	D	-2.89	0.40	FAST	Fastenal	A	2.21	0.40
2008-11-03	GE	General Electric	D	-2.92	3.90					
2008-11-03	HAL	Halliburton	D	-2.94	0.20					
2008-11-03	HMC	Honda Motor Adr	D	-2.88	0.30	BUD	Anheuser-Busch	A	2.23	0.30
2008-11-03	IBM	IBM	C	-1.88	2.70	LSI	LSI	A	2.17	2.70
2008-11-03	IR	Ingersoll-rand	D	-2.94	0.20					
2008-11-03	ITW	Illinois Tool Works	D	-2.90	0.30	BNI	Burlington Northern	A	2.19	0.30
2008-11-03	JCI	Johnson Controls	D	-2.91	0.80					
2008-11-03	KO	Coca-cola	D	-2.88	2.10	UST	UST Inc	A	2.21	2.10
2008-11-03	LLTC	Linear Technology	D	-2.90	0.20	INTU	Intuit	A	2.16	0.20
2008-11-03	LLY	Eli Lilly	D	-2.90	1.50					
2008-11-03	LNC	Lincoln National	D	-2.94	0.20					
2008-11-03	NOK	Nokia Adr	D	-2.94	0.70					
2008-11-03	LUV	Southwest Airlines	C	-1.88	0.20	FDO	Family Dollar Stores	A	2.28	0.20
2008-11-03	MCD	Mcdonald's	C	-1.86	1.30	APOL	Apollo Educat Grp	A	2.26	1.30
2008-11-03	MDT	Medtronic	C	-1.88	0.90	ESRX	Express Scripts Holding	A	2.34	0.90
2008-11-03		Minnesota Mng.& Mfg	D	-2.89	0.20	SHW	Sherwin-williams	A	2.17	0.20
2008-11-03	MRK	Merck & Co	D	-2.92	2.00					
2008-11-03	MSFT	Microsoft	D	-2.88	1.10	SYMC	Symantec	A	2.13	1.10
2008-11-03	NEM	Newmont Mining	D	-2.91	0.20					
2008-11-03	NI	Nisource	D	-2.88	0.10	SO	Southern	A	2.17	0.10
2008-11-03	NOC	Northrop Grumman	D	-2.91	1.20					
2008-11-03	ORCL	Oracle	D	-2.87	1.10	DELL	Dell	A	2.12	1.10
2008-11-03	OXY	Occidental Petroleum	D	-2.91	0.30					
2008-11-03	COP	Conocophillips	D	-2.91	0.40					
2008-11-03	PBI	Pitney Bowes	D	-2.88	0.20	CPB	Campbell Soup	A	2.21	0.20
2008-11-03	PEG	Public Service Enterprise	D	-2.90	0.20	PCG	Pg&e	A	2.17	0.20
2008-11-03	PFE	Pfizer	D	-2.84	0.40	BRL	Barr Pharmaceuticals	A	2.28	0.40
2008-11-03	PGR	Progressive	D	-2.89	0.20	HCBK	Hudson City Bancorp	A	2.19	0.20
2008-11-03	PPL	Ppl	D	-2.90	0.30					
2008-11-03	RTN	Raytheon	D	-2.88	0.20	CTAS	Cintas	A	2.16	0.20
2008-11-03	T	At&t	D	-2.89	5.00	CTL	Centurylink	A	2.15	5.00
2008-11-03	SLB	Schlumberger	D	-2.92	0.90					
2008-11-03	ALL	Allstate	D	-2.91	0.50					
2008-11-03	TXN	Texas Instruments	D	-2.90	0.50					



Date	Ticker	Name	R	SM	W (%)	Ticker	Name	R	SM	W (%)
2008-11-03	UTX	United Technologies	D	-2.88	1.60	ADP	Automatic Data Processing	A	2.14	1.60
2008-11-03	WM	Waste Management	D	-2.87	0.30	FISV	Fiserv	A	2.12	0.30
2008-11-03	EOG	Eog Resources	D	-2.91	0.50					
2008-11-03	INTC	Intel	D	-2.90	0.90	LEG	Leggett & Platt	A	2.20	0.90
2008-11-03	ETR	Entergy	D	-2.89	1.40	PNW	Pinnacle West Capital	B	1.18	1.40
2008-11-03	HSBC	Hsbc Adr	D	-2.88	0.60	HPC	Hercules	A	2.18	0.60
2008-11-03	S	Sprint Nextel	D	-2.97	0.10					
2008-11-03	CSCO	Cisco Systems	D	-2.90	0.50	CLX	Clorox	A	2.20	0.50
2008-11-03	NKE	Nike	D	-2.86	0.20	GIS	General Mills	A	2.21	0.20
2008-11-03	MRO	Marathon Oil	D	-2.92	1.10					
2008-11-03	UNH	Unitedhealth	D	-2.93	0.30					
2008-11-03	CAH	Cardinal Health	D	-2.89	0.60	HRB	H.& R.block	A	2.19	0.60
2008-11-03	SYK	Stryker	D	-2.87	0.50	THC	Tenet Healthcare	A	2.22	0.50
2008-11-03	BMJ	Bristol-myers Squibb	D	-2.89	1.20	DGX	Quest Diagnostics	A	2.17	1.20
2008-11-03	MCK	Mckesson	D	-2.90	0.20	AZO	Autozone	A	2.18	0.20
2008-11-03	WYE	Wyeth	D	-2.88	0.80	MHS	Medco Health Solutions	A	2.14	0.80
2008-11-03	AET	Aetna	D	-2.90	0.60					
2008-11-03	CEG	Constellation Energy	D	-2.96	0.00					
2008-11-03	XOM	Exxon Mobil	D	-2.87	2.40	SWN	Southwestern Energy	A	2.39	2.40
2008-11-03	VZ	Verizon Communications	D	-2.87	2.60	FTR	Frontier Communications	A	2.15	2.60
2008-11-03	EXC	Exelon	D	-2.90	2.00					
2008-11-03	CVX	Chevron	D	-2.88	4.30	COV	Covidien	A	2.19	4.30
2008-11-03	HPQ	Hp	D	-2.86	1.70	K	Kellogg	A	2.18	1.70
2008-11-03	UPS	United Parcel Service	D	-2.87	1.90	MWV	MeadWestvaco	A	2.11	1.90
2008-11-03	RDS.B	Royal Dutch Shell Adr	D	-2.89	0.50	SCHW	Charles Schwab	A	2.18	0.50
2008-11-03	GOOGL	Alphabet	D	-2.90	0.80					
2008-11-03	ARNC	Arconic	D	-2.96	0.40					
2008-11-03	BHGE	Baker Hughes, A Ge	D	-2.94	0.10					
2008-12-01	AEE	Ameren	D	-2.90	0.10	COV	Covidien	A	2.15	0.10
2008-12-01	ABT	Abbott Laboratories	C	-1.86	2.60	BRL	Barr Pharmaceuticals	A	2.27	2.60
2008-12-01	ADM	Archer Daniels Midland	D	-2.91	0.20					
2008-12-01	AEP	American Electric Power	D	-2.90	0.50					
2008-12-01	AFL	Aflac	D	-2.89	0.10	SCHW	Charles Schwab	A	2.14	0.10
2008-12-01	ROK	Rockwell Automation	D	-2.94	0.20					
2008-12-01	HES	Hess	D	-2.95	0.20					
2008-12-01	AIG	American International	D	-3.00	0.00					
2008-12-01	CRH	Crh Adr	D	-2.91	0.10					
2008-12-01	APA	Apache	D	-2.92	0.60					
2008-12-01	APD	Air Products & Chemicals	D	-2.93	0.40					
2008-12-01	AVP	Avon Products	D	-2.93	0.50					
2008-12-01	AXP	American Express	D	-2.94	0.40					
2008-12-01	BA	Boeing	D	-2.92	0.70					
2008-12-01	XEL	Xcel Energy	D	-2.86	0.20					
2008-12-01	BBY	Best Buy	D	-2.93	0.60					
2008-12-01	BCR	C R Bard	D	-2.87	0.30	CEPH	Cephalon	A	2.20	0.30
2008-12-01	BDX	Becton Dickinson	D	-2.88	0.10	DGX	Quest Diagnostics	A	2.16	0.10
2008-12-01	BK	Bank Of New York Mellon	D	-2.91	0.10					
2008-12-01	SAP	Sap Adr	D	-2.91	0.90					
2008-12-01	CAT	Caterpillar	D	-2.93	0.90					
2008-12-01	CB	Chubb Corp	D	-2.88	0.20	PSA	Public Storage	A	2.12	0.20
2008-12-01	CCL	Carnival	D	-2.92	0.70					
2008-12-01	D	Dominion Resources	D	-2.88	0.40					
2008-12-01	DD	E.i. Du Pont De Nemours	D	-2.92	0.50					
2008-12-01	DE	Deere	D	-2.95	0.10					

Date	Ticker	Name	R	SM	W (%)	Ticker	Name	R	SM	W (%)
2008-12-01	DOW	Dow Chemical	D	-2.92	0.20					
2008-12-01	EMR	Emerson Electric	D	-2.91	0.30					
2008-12-01	ETN	Eaton	D	-2.93	0.10					
2008-12-01	FITB	Fifth Third Bancorp	D	-2.97	0.10					
2008-12-01	NEE	Nextera Energy	D	-2.89	0.70					
2008-12-01	TGNA	Tegna	D	-2.98	0.10					
2008-12-01	GD	General Dynamics	D	-2.91	0.30					
2008-12-01	GE	General Electric	D	-2.93	3.60					
2008-12-01	HAL	Halliburton	D	-2.95	0.20					
2008-12-01	HD	The Home Depot	D	-2.88	0.20	FDO	Family Dollar Stores	A	2.27	0.20
2008-12-01	HOG	Harley-davidson	D	-2.94	0.10					
2008-12-01	HMC	Honda Motor Adr	D	-2.90	0.20					
2008-12-01	HSY	The Hershey	D	-2.87	0.30	UST	UST Inc	A	2.21	0.30
2008-12-01	IBM	IBM	D	-2.90	2.60					
2008-12-01	IR	Ingersoll-rand	D	-2.95	0.10					
2008-12-01	ITW	Illinois Tool Works	D	-2.91	0.30					
2008-12-01	JCI	Johnson Controls	D	-2.92	0.80					
2008-12-01	JNJ	Johnson & Johnson	D	-2.87	2.20					
2008-12-01	KO	Coca-cola	D	-2.89	2.40	GIS	General Mills	A	2.19	2.40
2008-12-01	LLTC	Linear Technology	D	-2.92	0.20					
2008-12-01	LLY	Eli Lilly	D	-2.91	1.60					
2008-12-01	LNC	Lincoln National	D	-2.96	0.10					
2008-12-01	LOW	Lowe's Companies	D	-2.88	2.50	APOL	Apollo Educat Grp	A	2.27	2.50
2008-12-01	NOK	Nokia Adr	D	-2.95	0.70					
2008-12-01	LB	L Brands	D	-2.94	0.30					
2008-12-01	LUV	Southwest Airlines	D	-2.92	0.10					
2008-12-01	MAS	Masco	D	-2.93	0.10					
2008-12-01	MCD	Mcdonald's	C	-1.86	1.40					
2008-12-01	MDT	Medtronic	D	-2.92	0.70					
2008-12-01	MMC	Marsh & McLennan Cos	C	-1.89	1.00	FHN	First Horizon National	B	1.29	1.00
2008-12-01		Minnesota Mng.& Mfg	D	-2.89	0.30	FAST	Fastenal	A	2.17	0.30
2008-12-01	MRK	Merck & Co	D	-2.93	1.90					
2008-12-01	MSFT	Microsoft	D	-2.90	1.10					
2008-12-01	NEM	Newmont Mining	D	-2.90	0.20					
2008-12-01	NI	Nisource	D	-2.90	0.10					
2008-12-01	NOC	Northrop Grumman	D	-2.92	1.10					
2008-12-01	ORCL	Oracle	D	-2.89	1.10	INTU	Intuit	A	2.13	1.10
2008-12-01	OXY	Occidental Petroleum	D	-2.92	0.30					
2008-12-01	COP	Conocophillips	D	-2.92	0.50					
2008-12-01	PAYX	Paychex	D	-2.88	0.70	BNI	Burlington Northern	A	2.16	0.70
2008-12-01	PBI	Pitney Bowes	D	-2.90	0.20					
2008-12-01	PEG	Public Service Enterprise	D	-2.90	0.30					
2008-12-01	PFE	Pfizer	D	-2.87	0.40					
2008-12-01	PG	Procter & Gamble	D	-2.86	0.30	CPB	Campbell Soup	A	2.16	0.30
2008-12-01	PGR	Progressive	D	-2.89	0.20	MTB	M&t Bank	B	1.16	0.20
2008-12-01	PPG	Ppg Industries	D	-2.90	0.30					
2008-12-01	PPL	Ppl	D	-2.91	0.30					
2008-12-01	RTN	Raytheon	D	-2.89	0.30					
2008-12-01	T	At&t	D	-2.89	5.70					
2008-12-01	SLB	Schlumberger	D	-2.94	0.90					
2008-12-01	STI	Suntrust Banks	D	-2.93	0.10					
2008-12-01	SYY	Sysco	D	-2.90	0.30					
2008-12-01	ALL	Allstate	D	-2.93	0.40					
2008-12-01	TXN	Texas Instruments	D	-2.93	0.50					
2008-12-01	UTX	United Technologies	D	-2.90	1.60					
2008-12-01	VFC	Vf	D	-2.90	0.40					
2008-12-01	VMC	Vulcan Materials Co	D	-2.89	0.50					
2008-12-01	WFC	Wells Fargo	C	-1.90	2.00	OR01	Citigroup	B	1.08	2.00
2008-12-01	WM	Waste Management	D	-2.88	0.40					
2008-12-01	EOG	Eog Resources	D	-2.91	0.60					
2008-12-01	INTC	Intel	D	-2.92	0.90					
2008-12-01	LMT	Lockheed Martin	D	-2.90	0.30					
2008-12-01	ETR	Entergy	D	-2.89	1.60					

Date	Ticker	Name	R	SM	W (%)	Ticker	Name	R	SM	W (%)
2008-12-01	HSBC	Hsbc Adr	D	-2.90	0.60					
2008-12-01	S	Sprint Nextel	D	-2.98	0.10					
2008-12-01	CSCO	Cisco Systems	D	-2.91	0.50					
2008-12-01	NKE	Nike	D	-2.88	0.20	LEG	Leggett & Platt	A	2.16	0.20
2008-12-01	MRO	Marathon Oil	D	-2.93	1.10					
2008-12-01	UNH	Unitedhealth	D	-2.94	0.30					
2008-12-01	CAH	Cardinal Health	D	-2.91	0.60					
2008-12-01	PEP	Pepsico	D	-2.88	1.20	PHM	Pultegroup	A	2.14	1.20
2008-12-01	SYK	Stryker	D	-2.91	0.40					
2008-12-01	BMJ	Bristol-myers Squibb	D	-2.85	1.40					
2008-12-01	MCK	Mckesson	D	-2.91	0.20					
2008-12-01	WYE	Wyeth	D	-2.89	0.90					
2008-12-01	USB	Us Bancorp	D	-2.89	1.50					
2008-12-01	AET	Aetna	D	-2.93	0.50					
2008-12-01	CEG	Constellation Energy	D	-2.96	0.00					
2008-12-01	XOM	Exxon Mobil	D	-2.87	2.80	SWN	Southwestern Energy	A	2.33	2.80
2008-12-01	TGT	Target	D	-2.91	1.50					
2008-12-01	VZ	Verizon Communications	D	-2.87	3.00					
2008-12-01	EXC	Exelon	D	-2.91	2.30					
2008-12-01	CVX	Chevron	D	-2.88	4.90					
2008-12-01	HPQ	Hp	D	-2.88	1.70					
2008-12-01	UPS	United Parcel Service	D	-2.87	2.20					
2008-12-01	RDS.B	Royal Dutch Shell Adr	D	-2.90	0.50					
2008-12-01	MDLZ	Mondelez International	D	-2.88	1.20	K	Kellogg	A	2.14	1.20
2008-12-01	GOOGL	Alphabet	D	-2.93	0.70					
2008-12-01	ARNC	Arconic	D	-2.97	0.40					
2008-12-01	BHGE	Baker Hughes, A Ge	D	-2.95	0.10					
2009-01-01	AEE	Ameren	D	-2.90	0.10	PCG	Pg&e	B	1.19	0.10
2009-01-01	ABT	Abbott Laboratories	D	-2.85	2.50	CEPH	Cephalon	A	2.22	2.50
2009-01-01	AEP	American Electric Power	D	-2.89	0.50	SO	Southern	B	1.17	0.50
2009-01-01	ROK	Rockwell Automation	D	-2.93	0.20					
2009-01-01	HES	Hess	D	-2.93	0.30					
2009-01-01	AIG	American International	D	-3.00	0.00					
2009-01-01	APA	Apache	D	-2.92	0.60					
2009-01-01	APD	Air Products & Chemicals	D	-2.92	0.50					
2009-01-01	AVP	Avon Products	D	-2.91	0.70					
2009-01-01	AVY	Avery Dennison	D	-2.89	0.30	ROH	Rohm & Haas	A	2.23	0.30
2009-01-01	AXP	American Express	D	-2.94	0.70					
2009-01-01	BA	Boeing	D	-2.92	1.20					
2009-01-01	BAC	Bank Of America	D	-2.94	1.20					
2009-01-01	XEL	Xcel Energy	D	-2.86	0.20					
2009-01-01	BBY	Best Buy	D	-2.90	0.70					
2009-01-01	BCR	C R Bard	D	-2.86	0.30	KG	King Pharmaceuticals	B	1.22	0.30
2009-01-01	BDX	Becton Dickinson	D	-2.87	0.20	GILD	Gilead Sciences	B	1.21	0.20
2009-01-01	BK	Bank Of New York Mellon	D	-2.91	0.10					
2009-01-01	SAP	Sap Adr	D	-2.90	1.00	MFE	McAfee	B	1.22	1.00
2009-01-01	CAT	Caterpillar	D	-2.91	0.20					
2009-01-01	CCL	Carnival	D	-2.90	0.30					
2009-01-01	MON	Monsanto	D	-2.92	0.10					
2009-01-01	D	Dominion Resources	D	-2.88	0.40					
2009-01-01	DD	E.i. Du Pont De Nemours	D	-2.91	0.60					
2009-01-01	DE	Deere	D	-2.93	0.60					
2009-01-01	DHR	Danaher	D	-2.89	0.20	CHRW	C.h.robinson Worldwide	B	1.20	0.20
2009-01-01	EMR	Emerson Electric	D	-2.90	0.40	PTV	Pactiv Corp	B	1.19	0.40
2009-01-01	ETN	Eaton	D	-2.91	0.10					
2009-01-01	FITB	Fifth Third Bancorp	D	-2.97	0.10					

Date	Ticker	Name	R	SM	W (%)	Ticker	Name	R	SM	W (%)
2009-01-01	NEE	Nextera Energy	D	-2.88	1.00					
2009-01-01	TGNA	Tegna	D	-2.98	0.10					
2009-01-01	GD	General Dynamics	D	-2.90	0.40	SHW	Sherwin-williams	B	1.18	0.40
2009-01-01	GE	General Electric	D	-2.93	3.80					
2009-01-01	HAL	Halliburton	D	-2.94	0.40					
2009-01-01	HD	The Home Depot	D	-2.87	0.20	APOL	Apollo Educat Grp	A	2.29	0.20
2009-01-01	HOG	Harley-davidson	D	-2.93	0.20					
2009-01-01	HSY	The Hershey	D	-2.86	0.30	UST	UST Inc	A	2.22	0.30
2009-01-01	IBM	IBM	D	-2.89	2.60					
2009-01-01	ITW	Illinois Tool Works	D	-2.89	0.30					
2009-01-01	JCI	Johnson Controls	D	-2.91	0.90					
2009-01-01	JNJ	Johnson & Johnson	D	-2.86	2.10	DGX	Quest Diagnostics	B	1.20	2.10
2009-01-01	KEY	Keycorp	D	-2.90	0.10	FHN	First Horizon National	B	1.36	0.10
2009-01-01	KMB	Kimberly-clark	D	-2.87	0.30					
2009-01-01	KO	Coca-cola	D	-2.88	2.30					
2009-01-01	LLTC	Linear Technology	D	-2.90	0.30					
2009-01-01	LLY	Eli Lilly	D	-2.89	1.30					
2009-01-01	LNC	Lincoln National	D	-2.94	0.20					
2009-01-01	LOW	Lowe's Companies	D	-2.84	2.40	FDO	Family Dollar Stores	A	2.27	2.40
2009-01-01	NOK	Nokia Adr	D	-2.94	0.90					
2009-01-01	LB	L Brands	D	-2.92	0.20					
2009-01-01	LUV	Southwest Airlines	D	-2.91	0.10					
2009-01-01	MAS	Masco	D	-2.91	0.20					
2009-01-01	MCD	McDonald's	C	-1.84	1.30	AZO	Autozone	B	1.20	1.30
2009-01-01	MDT	Medtronic	D	-2.91	0.90					
2009-01-01	MMC	Marsh & McLennan Cos	D	-2.88	0.90	CINF	Cincinnati Financial	B	1.26	0.90
2009-01-01	MRK	Merck & Co	D	-2.92	1.50					
2009-01-01	MSFT	Microsoft	D	-2.90	1.40					
2009-01-01	NEM	Newmont Mining	D	-2.86	0.30					
2009-01-01	NI	Nisource	D	-2.90	0.10					
2009-01-01	NOC	Northrop Grumman	D	-2.91	1.60					
2009-01-01	ORCL	Oracle	D	-2.87	1.00					
2009-01-01	OXY	Occidental Petroleum	D	-2.90	0.60	SWN	Southwestern Energy	A	2.33	0.60
2009-01-01	COP	Conocophillips	D	-2.91	0.50					
2009-01-01	PAYX	Paychex	D	-2.88	0.70					
2009-01-01	PBI	Pitney Bowes	D	-2.88	0.20					
2009-01-01	PEG	Public Service Enterprise	D	-2.90	0.10					
2009-01-01	PFE	Pfizer	D	-2.84	0.50					
2009-01-01	PG	Procter & Gamble	D	-2.86	0.70					
2009-01-01	PGR	Progressive	D	-2.88	0.20	TRV	Travelers Companies	B	1.20	0.20
2009-01-01	PPG	Ppg Industries	D	-2.90	0.30					
2009-01-01	PPL	Ppl	D	-2.91	0.90					
2009-01-01	RTN	Raytheon	D	-2.87	0.30					
2009-01-01	T	At&t	D	-2.88	5.20					
2009-01-01	SLB	Schlumberger	D	-2.94	0.80					
2009-01-01	STI	Suntrust Banks	D	-2.92	0.10					
2009-01-01	SYY	Sysco	D	-2.89	0.10					
2009-01-01	ALL	Allstate	D	-2.89	0.60	AOC	Aon plc	B	1.19	0.60
2009-01-01	TXN	Texas Instruments	D	-2.92	0.50					
2009-01-01	UNP	Union Pacific	D	-2.91	0.30					
2009-01-01	UTX	United Technologies	D	-2.88	1.90					
2009-01-01	VFC	Vf	D	-2.89	0.50					
2009-01-01	WFC	Wells Fargo	C	-1.88	2.80					
2009-01-01	WM	Waste Management	D	-2.86	0.50					
2009-01-01	WY	Weyerhaeuser	D	-2.92	0.50					
2009-01-01	EOG	Eog Resources	D	-2.92	0.50					
2009-01-01	INTC	Intel	D	-2.90	1.60					
2009-01-01	LMT	Lockheed Martin	D	-2.88	0.40					
2009-01-01	ETR	Entergy	D	-2.89	1.60					
2009-01-01	HSBC	Hsbc Adr	D	-2.90	0.50					
2009-01-01	CSCO	Cisco Systems	D	-2.90	0.50					
2009-01-01	NKE	Nike	D	-2.87	0.20					
2009-01-01	MRO	Marathon Oil	D	-2.92	0.50					
2009-01-01	UNH	Unitedhealth	D	-2.92	0.40					
2009-01-01	CAH	Cardinal Health	D	-2.90	0.60					

Date	Ticker	Name	R	SM	W (%)	Ticker	Name	R	SM	W (%)
2009-01-01	PEP	Pepsico	D	-2.88	0.30					
2009-01-01	JPM	Jpmorgan Chase	D	-2.89	3.00					
2009-01-01	SYK	Stryker	D	-2.90	0.40					
2009-01-01	MCK	Mckesson	D	-2.89	0.20					
2009-01-01	WYE	Wyeth	D	-2.87	0.90					
2009-01-01	AET	Aetna	D	-2.89	0.70					
2009-01-01	C	Citigroup	D	-2.95	0.30					
2009-01-01	TGT	Target	D	-2.90	1.10					
2009-01-01	VZ	Verizon Communications	D	-2.85	2.60					
2009-01-01	EXC	Exelon	D	-2.90	2.50					
2009-01-01	CVX	Chevron	D	-2.88	4.60	SUN	Sunoco	B	1.30	4.60
2009-01-01	HPQ	Hp	D	-2.87	1.70					
2009-01-01	UPS	United Parcel Service	D	-2.87	2.10					
2009-01-01	RDS.B	Royal Dutch Shell Adr	D	-2.89	1.10					
2009-01-01	MDLZ	Mondelez International	D	-2.87	1.10					
2009-01-01	FOXA	Twenty-first Century Fox	D	-2.93	0.40					
2009-01-01	GOOGL	Alphabet	D	-2.91	0.70					
2009-01-01	BHGE	Baker Hughes, A Ge	D	-2.94	0.20					
2009-02-02	AEE	Ameren	D	-2.90	0.10	PNW	Pinnacle West Capital	B	1.20	0.10
2009-02-02	AEP	American Electric Power	D	-2.89	0.60	PCG	Pg&e	B	1.19	0.60
2009-02-02	ROK	Rockwell Automation	D	-2.95	0.20					
2009-02-02	HES	Hess	D	-2.93	0.30					
2009-02-02	AIG	American International	D	-3.00	0.00					
2009-02-02	APA	Apache	D	-2.92	0.70					
2009-02-02	APD	Air Products & Chemicals	D	-2.92	0.50					
2009-02-02	AVP	Avon Products	D	-2.93	0.60					
2009-02-02	AVY	Avery Dennison	D	-2.92	0.20					
2009-02-02	AXP	American Express	D	-2.94	0.70					
2009-02-02	BA	Boeing	D	-2.92	1.20					
2009-02-02	BAC	Bank Of America	D	-2.97	0.60					
2009-02-02	XEL	Xcel Energy	D	-2.86	0.20	ED	Consolidated Edison	B	1.18	0.20
2009-02-02	BBY	Best Buy	D	-2.90	0.80					
2009-02-02	BCR	C R Bard	D	-2.86	0.40	CEPH	Cephalon	A	2.23	0.40
2009-02-02	BDX	Becton Dickinson	D	-2.86	0.20	MYL	Mylan N.V.	B	1.33	0.20
2009-02-02	BK	Bank Of New York Mellon	D	-2.91	0.10					
2009-02-02	SAP	Sap Adr	D	-2.90	1.10	TLAB	Tellabs	B	1.21	1.10
2009-02-02	CAT	Caterpillar	D	-2.94	0.10					
2009-02-02	CB	Chubb Corp	D	-2.86	0.20	SLM	Slm	B	1.35	0.20
2009-02-02	CCL	Carnival	D	-2.93	0.20					
2009-02-02	MON	Monsanto	D	-2.91	0.20					
2009-02-02	D	Dominion Resources	D	-2.87	0.40	SO	Southern	B	1.16	0.40
2009-02-02	DD	E.i. Du Pont De Nemours	D	-2.92	0.60					
2009-02-02	DE	Deere	D	-2.94	0.60					
2009-02-02	DHR	Danaher	D	-2.90	0.20	BLL	Ball	B	1.23	0.20
2009-02-02	EMR	Emerson Electric	D	-2.91	0.40					
2009-02-02	ETN	Eaton	D	-2.93	0.10					
2009-02-02	FITB	Fifth Third Bancorp	D	-2.99	0.00					
2009-02-02	TGNA	Tegna	D	-2.99	0.10					
2009-02-02	GD	General Dynamics	D	-2.90	0.40					
2009-02-02	GE	General Electric	D	-2.95	3.00					
2009-02-02	HAL	Halliburton	D	-2.95	0.40					
2009-02-02	HD	The Home Depot	D	-2.86	0.20	APOL	Apollo Educat Grp	A	2.33	0.20
2009-02-02	HOG	Harley-davidson	D	-2.95	0.10					
2009-02-02	IBM	IBM	D	-2.88	3.10	ROH	Rohm & Haas	A	2.19	3.10
2009-02-02	ITW	Illinois Tool Works	D	-2.90	0.40					
2009-02-02	JCI	Johnson Controls	D	-2.94	0.70					
2009-02-02	JNJ	Johnson & Johnson	D	-2.87	2.20	HUM	Humana	B	1.27	2.20

Date	Ticker	Name	R	SM	W (%)	Ticker	Name	R	SM	W (%)
2009-02-02	KEY	Keycorp	D	-2.91	0.10					
2009-02-02	KMB	Kimberly-clark	D	-2.87	0.30	TAP	Molson Coors Brewing	B	1.19	0.30
2009-02-02	KO	Coca-cola	D	-2.89	2.40	PHM	Pultegroup	B	1.17	2.40
2009-02-02	LLTC	Linear Technology	D	-2.89	0.40	TSO	Tesoro	B	1.40	0.40
2009-02-02	LLY	Eli Lilly	D	-2.90	1.30	BIIB	Biogen	B	1.21	1.30
2009-02-02	LNC	Lincoln National	D	-2.95	0.20					
2009-02-02	LOW	Lowe's Companies	D	-2.87	2.20	FDO	Family Dollar Stores	A	2.29	2.20
2009-02-02	NOK	Nokia Adr	D	-2.95	0.70					
2009-02-02	LB	L Brands	D	-2.94	0.20					
2009-02-02	LUV	Southwest Airlines	D	-2.93	0.10					
2009-02-02	MAS	Masco	D	-2.93	0.20					
2009-02-02	MCD	Mcdonald's	C	-1.85	1.30	AZO	Autozone	A	2.19	1.30
2009-02-02	MDT	Medtronic	D	-2.90	1.00					
2009-02-02	MMC	Marsh & Mclennan Cos	D	-2.90	0.80					
2009-02-02	MRK	Merck & Co	D	-2.92	1.60					
2009-02-02	MSFT	Microsoft	D	-2.91	1.40					
2009-02-02	NI	Nisource	D	-2.91	0.10					
2009-02-02	NOC	Northrop Grumman	D	-2.91	1.80					
2009-02-02	ORCL	Oracle	D	-2.88	1.00	FHN	First Horizon National	B	1.31	1.00
2009-02-02	OXY	Occidental Petroleum	D	-2.91	0.60					
2009-02-02	COP	Conocophillips	D	-2.92	0.50					
2009-02-02	PAYX	Paychex	D	-2.88	0.70	PTV	Pactiv Corp	B	1.17	0.70
2009-02-02	PBI	Pitney Bowes	D	-2.90	0.20	EQT	Eqst	B	1.25	0.20
2009-02-02	PFE	Pfizer	D	-2.87	0.50	GILD	Gilead Sciences	B	1.21	0.50
2009-02-02	PG	Procter & Gamble	D	-2.88	0.70	CINF	Cincinnati Financial	B	1.19	0.70
2009-02-02	PGR	Progressive	D	-2.90	0.10					
2009-02-02	PPG	Ppg Industries	D	-2.91	0.30					
2009-02-02	PPL	Ppl	D	-2.91	1.00					
2009-02-02	RTN	Raytheon	D	-2.88	0.30	SHW	Sherwin-williams	B	1.14	0.30
2009-02-02	T	At&t	D	-2.90	5.10	QWST	Qwest Communications	B	1.25	5.10
2009-02-02	SLB	Schlumberger	D	-2.94	0.90					
2009-02-02	STI	Suntrust Banks	D	-2.97	0.00					
2009-02-02	SYY	Sysco	D	-2.89	0.10	DRI	Darden Restaurants	B	1.32	0.10
2009-02-02	ALL	Allstate	D	-2.93	0.40					
2009-02-02	TXN	Texas Instruments	D	-2.92	0.60					
2009-02-02	UNP	Union Pacific	D	-2.91	0.30					
2009-02-02	UTX	United Technologies	D	-2.89	1.90					
2009-02-02	VFC	Vf	D	-2.89	0.50					
2009-02-02	VMC	Vulcan Materials Co	D	-2.89	0.60					
2009-02-02	WFC	Wells Fargo	D	-2.92	2.00					
2009-02-02	WY	Weyerhaeuser	D	-2.93	0.50					
2009-02-02	EOG	Eog Resources	D	-2.92	0.50					
2009-02-02	INTC	Intel	D	-2.91	1.60					
2009-02-02	LMT	Lockheed Martin	D	-2.89	0.40					
2009-02-02	ETR	Entergy	D	-2.90	1.60					
2009-02-02	HSBC	Hsbc Adr	D	-2.92	0.40					
2009-02-02	CSCO	Cisco Systems	D	-2.91	0.50					
2009-02-02	NKE	Nike	D	-2.89	0.20					
2009-02-02	MRO	Marathon Oil	D	-2.92	0.60					
2009-02-02	CAH	Cardinal Health	D	-2.89	0.70	ABC	Amerisourcebergen	B	1.22	0.70
2009-02-02	PEP	Pepsico	D	-2.89	0.30					
2009-02-02	JPM	Jpmorgan Chase	D	-2.92	2.70					
2009-02-02	SYK	Stryker	D	-2.90	0.50	MHS	Medco Health Solutions	B	1.20	0.50
2009-02-02	MCK	Mckesson	D	-2.87	0.30					
2009-02-02	AET	Aetna	D	-2.88	0.90	DGX	Quest Diagnostics	B	1.19	0.90
2009-02-02	C	Citigroup	D	-2.97	0.20					
2009-02-02	TGT	Target	D	-2.91	1.10					
2009-02-02	EXC	Exelon	D	-2.90	2.70					
2009-02-02	CVX	Chevron	D	-2.89	4.90	SUN	Sunoco	A	2.30	4.90
2009-02-02	HPQ	Hp	D	-2.88	1.80					
2009-02-02	UPS	United Parcel Service	D	-2.90	1.80					



Date	Ticker	Name	R	SM	W (%)	Ticker	Name	R	SM	W (%)
2009-02-02	RDS.B	Royal Dutch Shell Adr	D	-2.90	1.10					
2009-02-02	MDLZ	Mondelez International	D	-2.87	1.30					
2009-02-02	FOXA	Twenty-first Century Fox	D	-2.95	0.30					
2009-02-02	GOOGL	Alphabet	D	-2.90	0.90					
2009-02-02	BHGE	Baker Hughes, A Ge	D	-2.94	0.30					
2009-03-02	AEE	Ameren	D	-2.93	0.10					
2009-03-02	ROK	Rockwell Automation	D	-2.96	0.20					
2009-03-02	HES	Hess	D	-2.94	0.30					
2009-03-02	AIG	American International	D	-3.00	0.00					
2009-03-02	APA	Apache	D	-2.94	0.60					
2009-03-02	APD	Air Products & Chemicals	D	-2.93	0.50					
2009-03-02	AVP	Avon Products	D	-2.94	0.60					
2009-03-02	AVY	Avery Dennison	D	-2.94	0.20					
2009-03-02	AXP	American Express	D	-2.96	0.50					
2009-03-02	BA	Boeing	D	-2.94	1.10					
2009-03-02	BAC	Bank Of America	D	-2.98	0.40					
2009-03-02	BDX	Becton Dickinson	D	-2.88	0.20	CEPH	Cephalon	A	2.18	0.20
2009-03-02	BK	Bank Of New York Mellon	D	-2.93	0.10					
2009-03-02	SAP	Sap Adr	D	-2.91	1.20					
2009-03-02	CAT	Caterpillar	D	-2.96	0.10					
2009-03-02	CB	Chubb Corp	D	-2.88	0.20	MS	Morgan Stanley	B	1.33	0.20
2009-03-02	CCL	Carnival	D	-2.93	0.30					
2009-03-02	MON	Monsanto	D	-2.92	0.20					
2009-03-02	D	Dominion Resources	D	-2.90	0.40					
2009-03-02	DD	E.i. Du Pont De Nemours	D	-2.94	0.50					
2009-03-02	DE	Deere	D	-2.96	0.50					
2009-03-02	DHR	Danaher	D	-2.91	0.20					
2009-03-02	EMR	Emerson Electric	D	-2.93	0.40					
2009-03-02	ETN	Eaton	D	-2.94	0.10					
2009-03-02	FITB	Fifth Third Bancorp	D	-2.99	0.00					
2009-03-02	TGNA	Tegna	D	-2.99	0.00					
2009-03-02	GD	General Dynamics	D	-2.93	0.40					
2009-03-02	GE	General Electric	D	-2.97	2.40					
2009-03-02	HAL	Halliburton	D	-2.95	0.40					
2009-03-02	HOG	Harley-davidson	D	-2.96	0.10					
2009-03-02	HSY	The Hershey	D	-2.85	0.40	DHI	D.r. Horton	B	1.23	0.40
2009-03-02	ITW	Illinois Tool Works	D	-2.92	0.30					
2009-03-02	JCI	Johnson Controls	D	-2.95	0.70					
2009-03-02	JNJ	Johnson & Johnson	D	-2.89	2.20	DGX	Quest Diagnostics	A	2.17	2.20
2009-03-02	KEY	Keycorp	D	-2.92	0.10					
2009-03-02	KMB	Kimberly-clark	D	-2.88	0.30	TAP	Molson Coors Brewing	B	1.17	0.30
2009-03-02	KO	Coca-cola	D	-2.90	2.70	PHM	Pultegroup	B	1.14	2.70
2009-03-02	LLTC	Linear Technology	D	-2.91	0.40					
2009-03-02	LLY	Eli Lilly	D	-2.92	1.20					
2009-03-02	LNC	Lincoln National	D	-2.98	0.10					
2009-03-02	LOW	Lowe's Companies	D	-2.89	2.10	FDO	Family Dollar Stores	A	2.29	2.10
2009-03-02	NOK	Nokia Adr	D	-2.96	0.60					
2009-03-02	LB	L Brands	D	-2.95	0.20					
2009-03-02	LUV	Southwest Airlines	D	-2.94	0.10					
2009-03-02	MAS	Masco	D	-2.96	0.10					
2009-03-02	MCD	Mcdonald's	C	-1.87	1.40	APOL	Apollo Educat Grp	A	2.27	1.40
2009-03-02	MDT	Medtronic	D	-2.92	1.00					
2009-03-02	MMC	Marsh & McLennan Cos	D	-2.91	0.90					
2009-03-02	MRK	Merck & Co	D	-2.94	1.50					
2009-03-02	MSFT	Microsoft	D	-2.92	1.50					
2009-03-02	NI	Nisource	D	-2.92	0.10					
2009-03-02	NOC	Northrop Grumman	D	-2.93	1.70					

Date	Ticker	Name	R	SM	W (%)	Ticker	Name	R	SM	W (%)
2009-03-02	ORCL	Oracle	D	-2.89	1.10	AKAM	Akamai Technologies	B	1.29	1.10
2009-03-02	OXY	Occidental Petroleum	D	-2.92	0.60					
2009-03-02	COP	Conocophillips	D	-2.94	0.40					
2009-03-02	PAYX	Paychex	D	-2.90	0.70					
2009-03-02	PBI	Pitney Bowes	D	-2.91	0.20					
2009-03-02	PFE	Pfizer	D	-2.90	0.40	MYL	Mylan N.V.	B	1.34	0.40
2009-03-02	PG	Procter & Gamble	D	-2.89	0.70	ROH	Rohm & Haas	A	2.20	0.70
2009-03-02	PGR	Progressive	D	-2.91	0.20					
2009-03-02	PPG	Ppg Industries	D	-2.93	0.30					
2009-03-02	PPL	Ppl	D	-2.92	1.10					
2009-03-02	RTN	Raytheon	D	-2.91	0.30					
2009-03-02	T	At&t	D	-2.91	5.60					
2009-03-02	SLB	Schlumberger	D	-2.95	0.90					
2009-03-02	STI	Suntrust Banks	D	-2.97	0.10					
2009-03-02	SYY	Sysco	D	-2.90	0.10					
2009-03-02	ALL	Allstate	D	-2.95	0.40					
2009-03-02	TXN	Texas Instruments	D	-2.93	0.60					
2009-03-02	UNP	Union Pacific	D	-2.93	0.30					
2009-03-02	UTX	United Technologies	D	-2.91	1.80					
2009-03-02	VFC	Vf	D	-2.90	0.60	HRB	H.& R.block	A	2.20	0.60
2009-03-02	VMC	Vulcan Materials Co	D	-2.91	0.60					
2009-03-02	WFC	Wells Fargo	D	-2.95	1.30					
2009-03-02	WMT	Wal-mart Stores	D	-2.87	1.20	AZO	Autozone	A	2.20	1.20
2009-03-02	WY	Weyerhaeuser	D	-2.94	0.50					
2009-03-02	EOG	Eog Resources	D	-2.95	0.40					
2009-03-02	INTC	Intel	D	-2.92	1.80					
2009-03-02	LMT	Lockheed Martin	D	-2.92	0.30					
2009-03-02	ETR	Entergy	D	-2.91	1.70					
2009-03-02	HSBC	Hsbc Adr	D	-2.94	0.40					
2009-03-02	CSCO	Cisco Systems	D	-2.91	0.60					
2009-03-02	NKE	Nike	D	-2.90	0.20					
2009-03-02	MRO	Marathon Oil	D	-2.94	0.50					
2009-03-02	CAH	Cardinal Health	D	-2.91	0.70					
2009-03-02	PEP	Pepsico	D	-2.89	0.40	PNW	Pinnacle West Capital	A	2.15	0.40
2009-03-02	JPM	Jpmorgan Chase	D	-2.93	2.70					
2009-03-02	SYK	Stryker	D	-2.92	0.40					
2009-03-02	C	Citigroup	D	-2.99	0.10					
2009-03-02	XOM	Exxon Mobil	D	-2.87	2.90	SUN	Sunoco	A	2.21	2.90
2009-03-02	TGT	Target	D	-2.92	1.20					
2009-03-02	CVX	Chevron	D	-2.91	4.80					
2009-03-02	HPQ	Hp	D	-2.90	1.80	CSC	Computer Sciences	B	1.23	1.80
2009-03-02	UPS	United Parcel Service	D	-2.91	2.00					
2009-03-02	RDS.B	Royal Dutch Shell Adr	D	-2.92	1.10					
2009-03-02	MDLZ	Mondelez International	D	-2.89	1.20	AN	Autonation	B	1.39	1.20
2009-03-02	FOXA	Twenty-first Century Fox	D	-2.96	0.30					
2009-03-02	BHGE	Baker Hughes, A Ge	D	-2.95	0.30					
2009-04-01	AEE	Ameren	D	-2.93	0.10					
2009-04-01	AEP	American Electric Power	D	-2.87	0.50	PNW	Pinnacle West Capital	A	2.16	0.50
2009-04-01	ROK	Rockwell Automation	D	-2.95	0.20					
2009-04-01	APA	Apache	D	-2.92	0.50					
2009-04-01	AVP	Avon Products	D	-2.93	0.60					
2009-04-01	AVY	Avery Dennison	D	-2.92	0.20					
2009-04-01	AXP	American Express	D	-2.95	0.70					
2009-04-01	BA	Boeing	D	-2.93	2.10					
2009-04-01	BAC	Bank Of America	D	-2.97	0.10					
2009-04-01	BDX	Becton Dickinson	D	-2.87	0.20	MYL	Mylan N.V.	A	2.39	0.20
2009-04-01	BK	Bank Of New York Mellon	D	-2.91	0.20					
2009-04-01	SAP	Sap Adr	D	-2.90	0.50	JAVA	Sun Microsystems	B	1.47	0.50
2009-04-01	CAT	Caterpillar	D	-2.94	0.50					
2009-04-01	CB	Chubb Corp	D	-2.86	0.30	MS	Morgan Stanley	B	1.43	0.30
2009-04-01	D	Dominion Resources	D	-2.89	0.40	CMS	Cms Energy	B	1.23	0.40



Date	Ticker	Name	R	SM	W (%)	Ticker	Name	R	SM	W (%)
2009-04-01	DD	E.i. Du Pont De Nemours	D	-2.92	0.60					
2009-04-01	DE	Deere	D	-2.94	0.60					
2009-04-01	EMR	Emerson Electric	D	-2.92	0.30					
2009-04-01	ETN	Eaton	D	-2.94	0.10					
2009-04-01	FITB	Fifth Third Bancorp	D	-2.99	0.00					
2009-04-01	TGNA	Tegna	D	-2.99	0.00					
2009-04-01	GD	General Dynamics	D	-2.93	0.30					
2009-04-01	GE	General Electric	D	-2.96	0.90					
2009-04-01	HAL	Halliburton	D	-2.95	0.80					
2009-04-01	HOG	Harley-davidson	D	-2.95	0.20					
2009-04-01	ITW	Illinois Tool Works	D	-2.91	0.60					
2009-04-01	JCI	Johnson Controls	D	-2.93	1.00					
2009-04-01	JNJ	Johnson & Johnson	D	-2.88	2.30	AMGN	Amgen	A	2.20	2.30
2009-04-01	KEY	Keycorp	D	-2.90	0.20	GS	Goldman Sachs	B	1.35	0.20
2009-04-01	KMB	Kimberly-clark	D	-2.88	0.60	ADM	Archer Daniels Midland	A	2.31	0.60
2009-04-01	KO	Coca-cola	D	-2.89	2.80	TSN	Tyson Foods	B	1.37	2.80
2009-04-01	LLTC	Linear Technology	D	-2.90	0.50	MU	Micron Technology	B	1.41	0.50
2009-04-01	LLY	Eli Lilly	D	-2.91	2.00					
2009-04-01	LNC	Lincoln National	D	-2.98	0.10					
2009-04-01	LOW	Lowe's Companies	D	-2.87	1.30	DRI	Darden Restaurants	A	2.43	1.30
2009-04-01	NOK	Nokia Adr	D	-2.95	0.40					
2009-04-01	LB	L Brands	D	-2.93	0.20					
2009-04-01	LUV	Southwest Airlines	D	-2.93	0.10					
2009-04-01	MAS	Masco	D	-2.94	0.10					
2009-04-01	MCD	Mcdonald's	D	-2.86	2.50	FDO	Family Dollar Stores	A	2.35	2.50
2009-04-01	MDT	Medtronic	D	-2.91	0.80					
2009-04-01	MMC	Marsh & McLennan Cos	D	-2.90	1.30	NTRS	Northern Trust	B	1.28	1.30
2009-04-01	MRK	Merck & Co	D	-2.93	1.30					
2009-04-01	MSFT	Microsoft	D	-2.90	1.30	SNDK	Sandisk Corp	B	1.39	1.30
2009-04-01	NI	Nisource	D	-2.91	0.10					
2009-04-01	NOC	Northrop Grumman	D	-2.91	2.00					
2009-04-01	OXY	Occidental Petroleum	D	-2.90	0.60					
2009-04-01	COP	Conocophillips	D	-2.93	0.80					
2009-04-01	PAYX	Paychex	D	-2.88	0.80	CVG	Convergys	B	1.34	0.80
2009-04-01	PBI	Pitney Bowes	D	-2.89	0.50	AKAM	Akamai Technologies	B	1.36	0.50
2009-04-01	PFE	Pfizer	D	-2.88	0.30	AGN	Allergan	B	1.27	0.30
2009-04-01	PG	Procter & Gamble	D	-2.89	0.70	DHI	D.r. Horton	B	1.28	0.70
2009-04-01	PPG	Ppg Industries	D	-2.90	0.60					
2009-04-01	PPL	Ppl	D	-2.91	1.50					
2009-04-01	RTN	Raytheon	D	-2.90	0.30					
2009-04-01	T	At&t	D	-2.89	5.40	S	Sprint Nextel	B	1.48	5.40
2009-04-01	SLB	Schlumberger	D	-2.94	0.80					
2009-04-01	STI	Suntrust Banks	D	-2.97	0.10					
2009-04-01	ALL	Allstate	D	-2.94	0.50					
2009-04-01	UNP	Union Pacific	D	-2.92	0.20					
2009-04-01	UTX	United Technologies	D	-2.90	2.90					
2009-04-01	VMC	Vulcan Materials Co	D	-2.90	0.70	MWV	MeadWestvaco	B	1.26	0.70
2009-04-01	WFC	Wells Fargo	D	-2.94	1.40					
2009-04-01	WM	Waste Management	D	-2.87	0.40	BLL	Ball	B	1.26	0.40
2009-04-01	WMT	Wal-mart Stores	D	-2.86	1.40	AZO	Autozone	A	2.24	1.40
2009-04-01	WY	Weyerhaeuser	D	-2.92	0.40					
2009-04-01	EOG	Eog Resources	D	-2.93	0.30					
2009-04-01	LMT	Lockheed Martin	D	-2.91	0.40					
2009-04-01	ETR	Entergy	D	-2.91	1.70					
2009-04-01	HSBC	Hsbc Adr	D	-2.94	0.40					
2009-04-01	CSCO	Cisco Systems	D	-2.89	0.10	GLW	Corning	B	1.30	0.10
2009-04-01	NKE	Nike	D	-2.88	0.30	HRL	Hormel Foods	B	1.21	0.30
2009-04-01	MRO	Marathon Oil	D	-2.92	0.60					
2009-04-01	CAH	Cardinal Health	D	-2.91	0.70					
2009-04-01	PEP	Pepsico	D	-2.88	0.80	CAG	Conagra Brands	B	1.20	0.80
2009-04-01	JPM	Jpmorgan Chase	D	-2.91	1.90					
2009-04-01	SYK	Stryker	D	-2.92	0.30					

Date	Ticker	Name	R	SM	W (%)	Ticker	Name	R	SM	W (%)
2009-04-01	XOM	Exxon Mobil	D	-2.86	1.40	SUN	Sunoco	A	2.18	1.40
2009-04-01	TGT	Target	D	-2.90	0.50					
2009-04-01	VZ	Verizon Communications	D	-2.85	3.30	QWST	Qwest Communications	B	1.29	3.30
2009-04-01	CVX	Chevron	D	-2.89	5.50	TSO	Tesoro	B	1.33	5.50
2009-04-01	HPQ	Hp	D	-2.88	1.30	NVDA	Nvidia	B	1.29	1.30
2009-04-01	UPS	United Parcel Service	D	-2.88	2.50	APH	Amphenol	B	1.26	2.50
2009-04-01	RDS.B	Royal Dutch Shell Adr	D	-2.91	3.30					
2009-04-01	MDLZ	Mondelez International	D	-2.89	1.90	PHM	Pultegroup	B	1.19	1.90
2009-04-01	FOXA	Twenty-first Century Fox	D	-2.95	0.30					
2009-04-01	BHGE	Baker Hughes, A Ge	D	-2.95	0.20					
2009-05-01	AEE	Ameren	D	-2.93	0.10					
2009-05-01	ABT	Abbott Laboratories	D	-2.88	2.00	MYL	Mylan N.V.	A	2.38	2.00
2009-05-01	AEP	American Electric Power	D	-2.86	0.50	CMS	Cms Energy	A	2.23	0.50
2009-05-01	APA	Apache	D	-2.91	0.50					
2009-05-01	AVP	Avon Products	D	-2.91	0.70					
2009-05-01	AVY	Avery Dennison	D	-2.91	0.30					
2009-05-01	BA	Boeing	D	-2.92	2.30					
2009-05-01	BAC	Bank Of America	D	-2.96	0.10					
2009-05-01	BCR	C R Bard	D	-2.86	0.20	LIFE	Life Technologies	A	2.29	0.20
2009-05-01	BDX	Becton Dickinson	D	-2.88	0.20	AGN	Allergan	A	2.25	0.20
2009-05-01	SAP	Sap Adr	D	-2.89	0.50	JAVA	Sun Microsystems	A	2.54	0.50
2009-05-01	CAT	Caterpillar	D	-2.93	0.60					
2009-05-01	CB	Chubb Corp	D	-2.87	0.20	MS	Morgan Stanley	A	2.47	0.20
2009-05-01	D	Dominion Resources	D	-2.89	0.40	SRE	Sempra Energy	A	2.21	0.40
2009-05-01	DE	Deere	D	-2.92	0.70					
2009-05-01	EMR	Emerson Electric	D	-2.90	0.30	GR	Goodrich	A	2.28	0.30
2009-05-01	ETN	Eaton	D	-2.92	0.10					
2009-05-01	FITB	Fifth Third Bancorp	D	-2.99	0.00					
2009-05-01	TGNA	Tegna	D	-2.99	0.00					
2009-05-01	GD	General Dynamics	D	-2.91	0.40					
2009-05-01	GE	General Electric	D	-2.94	1.10					
2009-05-01	HAL	Halliburton	D	-2.94	1.00					
2009-05-01	ITW	Illinois Tool Works	D	-2.90	0.60		Fidelity National Information Services	A	2.24	0.60
2009-05-01	JNJ	Johnson & Johnson	D	-2.88	2.20	AMGN	Amgen	A	2.20	2.20
2009-05-01	KMB	Kimberly-clark	D	-2.87	0.60	F	Ford Motor	A	2.75	0.60
2009-05-01	KO	Coca-cola	D	-2.89	2.50	DHI	D.r. Horton	A	2.35	2.50
2009-05-01	LLTC	Linear Technology	D	-2.90	0.40					
2009-05-01	LLY	Eli Lilly	D	-2.91	1.90					
2009-05-01	LNC	Lincoln National	D	-2.97	0.20					
2009-05-01	NOK	Nokia Adr	D	-2.94	0.40					
2009-05-01	LUV	Southwest Airlines	D	-2.93	0.10					
2009-05-01	MAS	Masco	D	-2.92	0.20					
2009-05-01	MCD	Mcdonald's	D	-2.87	2.20	AN	Autonation	A	2.69	2.20
2009-05-01	MMC	Marsh & McLennan Cos	D	-2.90	1.20					
2009-05-01	MRK	Merck & Co	D	-2.93	1.10					
2009-05-01	NOC	Northrop Grumman	D	-2.90	2.10					
2009-05-01	OXY	Occidental Petroleum	D	-2.90	0.60					
2009-05-01	COP	Conocophillips	D	-2.93	0.80					
2009-05-01	PBI	Pitney Bowes	D	-2.88	0.50	MU	Micron Technology	A	2.48	0.50
2009-05-01	PEG	Public Service Enterprise	D	-2.84	0.10	PCG	Pg&e	A	2.18	0.10
2009-05-01	PFE	Pfizer	D	-2.88	0.30	BIIB	Biogen	A	2.20	0.30
2009-05-01	PG	Procter & Gamble	D	-2.89	0.70	GT	Goodyear Tire & Rubber	B	1.54	0.70
2009-05-01	PPL	Ppl	D	-2.91	1.50					
2009-05-01	RTN	Raytheon	D	-2.89	0.30	CTAS	Cintas	A	2.24	0.30
2009-05-01	T	At&t	D	-2.89	5.10	QWST	Qwest Communications	A	2.31	5.10
2009-05-01	STI	Suntrust Banks	D	-2.96	0.10					

Date	Ticker	Name	R	SM	W (%)	Ticker	Name	R	SM	W (%)
2009-05-01	ALL	Allstate	D	-2.93	0.50					
2009-05-01	UNP	Union Pacific	D	-2.90	0.20					
2009-05-01	UTX	United Technologies	D	-2.89	3.10	BLL	Ball	A	2.23	3.10
2009-05-01	VMC	Vulcan Materials Co	D	-2.90	0.60	OI	Owens Illinois Rg	B	1.42	0.60
2009-05-01	WFC	Wells Fargo	D	-2.92	1.70					
2009-05-01	WM	Waste Management	D	-2.87	0.40	JBL	Jabil Circuit	B	1.42	0.40
2009-05-01	WMT	Wal-mart Stores	D	-2.87	1.20	DRI	Darden Restaurants	A	2.44	1.20
2009-05-01	EOG	Eog Resources	D	-2.92	0.30					
2009-05-01	LMT	Lockheed Martin	D	-2.89	0.40	CVG	Convergys	B	1.42	0.40
2009-05-01	ETR	Entergy	D	-2.91	1.60					
2009-05-01	HSBC	Hsbc Adr	D	-2.93	0.40					
2009-05-01	UNH	Unitedhealth	D	-2.87	0.30	DGX	Quest Diagnostics	A	2.19	0.30
2009-05-01	CAH	Cardinal Health	D	-2.90	0.70	WFM	Whole Foods Market	A	2.43	0.70
2009-05-01	PEP	Pepsico	D	-2.89	0.70	TSN	Tyson Foods	B	1.40	0.70
2009-05-01	SYK	Stryker	D	-2.91	0.30					
2009-05-01	BMY	Bristol-myers Squibb	D	-2.85	1.50	THC	Tenet Healthcare	B	1.44	1.50
2009-05-01	MCK	Mckesson	D	-2.86	0.20	AMZN	Amazon.com	A	2.38	0.20
2009-05-01	AET	Aetna	D	-2.88	0.50	ISRG	Intuitive Surgical	B	1.28	0.50
2009-05-01	XOM	Exxon Mobil	D	-2.86	1.30	DNR	Denbury Resources	A	2.50	1.30
2009-05-01	EXC	Exelon	D	-2.86	2.80	GS	Goldman Sachs	A	2.41	2.80
2009-05-01	CVX	Chevron	D	-2.89	5.10	TSO	Tesoro	A	2.39	5.10
2009-05-01	HPQ	Hp	D	-2.87	1.40	AKAM	Akamai Technologies	A	2.40	1.40
2009-05-01	RDS.B	Royal Dutch Shell Adr	D	-2.90	3.30					
2009-05-01	MDLZ	Mondelez International	D	-2.89	1.80	NWL	Newell Brands	B	1.40	1.80
2009-05-01	FOXA	Twenty-first Century Fox	D	-2.94	0.40					
2009-05-01	BHGE	Baker Hughes, A Ge	D	-2.93	0.30					
2009-06-01	AEE	Ameren	D	-2.93	0.10					
2009-06-01	ABT	Abbott Laboratories	D	-2.87	2.10	CI	Cigna	A	2.44	2.10
2009-06-01	AEP	American Electric Power	D	-2.86	0.50	AES	Aes	A	2.36	0.50
2009-06-01	BCR	C R Bard	D	-2.86	0.20	MYL	Mylan N.V.	A	2.39	0.20
2009-06-01	BDX	Becton Dickinson	D	-2.87	0.20	CVH	Coventry Health Care	A	2.38	0.20
2009-06-01	CB	Chubb Corp	D	-2.87	0.20	GNW	Genworth Financial	A	3.00	0.20
2009-06-01	D	Dominion Resources	D	-2.89	0.40	CMS	Cms Energy	A	2.22	0.40
2009-06-01	TGNA	Tegna	D	-2.99	0.00					
2009-06-01	HSY	The Hershey	D	-2.84	0.20	F	Ford Motor	A	2.81	0.20
2009-06-01	JNJ	Johnson & Johnson	D	-2.87	2.10	LIFE	Life Technologies	A	2.31	2.10
2009-06-01	LLY	Eli Lilly	D	-2.90	1.80					
2009-06-01	LUV	Southwest Airlines	D	-2.93	0.10					
2009-06-01	MMC	Marsh & McLennan Cos	D	-2.91	1.10					
2009-06-01	MRK	Merck & Co	D	-2.92	1.10					
2009-06-01	COP	Conocophillips	D	-2.92	0.80					
2009-06-01	PFE	Pfizer	D	-2.87	0.30	BSX	Boston Scientific	A	2.29	0.30
2009-06-01	PG	Procter & Gamble	D	-2.88	0.70	GT	Goodyear Tire & Rubber	A	2.58	0.70
2009-06-01	RTN	Raytheon	D	-2.89	0.30	OI	Owens Illinois Rg	A	2.50	0.30
2009-06-01	T	At&t	D	-2.90	4.50	S	Sprint Nextel	A	2.61	4.50
2009-06-01	STI	Suntrust Banks	D	-2.96	0.10					
2009-06-01	VMC	Vulcan Materials Co	D	-2.89	0.60	JBL	Jabil Circuit	A	2.44	0.60
2009-06-01	WM	Waste Management	D	-2.85	0.40	CVG	Convergys	A	2.38	0.40
2009-06-01	WMT	Wal-mart Stores	D	-2.87	1.20	WYN	Wyndham Worldwide	A	2.71	1.20
2009-06-01	ETR	Entergy	D	-2.90	1.70	SRE	Sempra Energy	A	2.21	1.70
2009-06-01	CAH	Cardinal Health	D	-2.89	0.70	AN	Autonation	A	2.67	0.70
2009-06-01	PEP	Pepsico	D	-2.88	0.70	TSN	Tyson Foods	A	2.50	0.70
2009-06-01	SYK	Stryker	D	-2.90	0.30					

Date	Ticker	Name	R	SM	W (%)	Ticker	Name	R	SM	W (%)
2009-06-01	BMJ	Bristol-myers Squibb	D	-2.85	1.40	HSP	Hospira	A	2.27	1.40
2009-06-01	MCK	Mckesson	D	-2.84	0.30	JWN	Nordstrom	A	2.48	0.30
2009-06-01	AET	Aetna	D	-2.85	0.60	ANTM	Anthem	A	2.27	0.60
2009-06-01	XOM	Exxon Mobil	D	-2.86	1.30	DNR	Denbury Resources	A	2.54	1.30
2009-06-01	EXC	Exelon	D	-2.86	2.70	PCG	Pg&e	A	2.18	2.70
2009-06-01	CVX	Chevron	D	-2.89	4.90	TSO	Tesoro	A	2.43	4.90
2009-06-01	HPQ	Hp	D	-2.87	1.30	JAVA	Sun Microsystems	A	2.54	1.30
2009-06-01	MDLZ	Mondelez International	D	-2.87	1.90	HAR	Harman Ind Inc	A	2.35	1.90
2009-07-01	ABT	Abbott Laboratories	D	-2.86	2.60	THC	Tenet Healthcare	A	2.53	2.60
2009-07-01	CB	Chubb Corp	D	-2.87	0.40	GNW	Genworth Financial	A	3.00	0.40
2009-07-01	TGNA	Tegna	D	-2.99	0.00					
2009-07-01	JNJ	Johnson & Johnson	D	-2.87	2.30	CI	Cigna	A	2.46	2.30
2009-07-01	KEY	Keycorp	D	-2.91	0.10					
2009-07-01	LLY	Eli Lilly	D	-2.90	2.40					
2009-07-01	LUV	Southwest Airlines	D	-2.93	0.10					
2009-07-01	RTN	Raytheon	D	-2.89	0.10	OI	Owens Illinois Rg	A	2.50	0.10
2009-07-01	T	At&t	D	-2.90	4.70	S	Sprint Nextel	A	2.56	4.70
2009-07-01	VMC	Vulcan Materials Co	D	-2.90	0.20					
2009-07-01	WMT	Wal-mart Stores	D	-2.84	1.10	AN	Autonation	A	2.70	1.10
2009-07-01	CAH	Cardinal Health	D	-2.91	0.60					
2009-07-01	SYK	Stryker	D	-2.90	0.20					
2009-07-01	BMJ	Bristol-myers Squibb	D	-2.84	1.50	CVH	Coventry Health Care	A	2.40	1.50
2009-08-03	ABT	Abbott Laboratories	D	-2.87	2.30	THC	Tenet Healthcare	A	2.78	2.30
2009-08-03	TGNA	Tegna	D	-2.98	0.10					
2009-08-03	HD	The Home Depot	C	-1.83	0.90	AN	Autonation	A	2.82	0.90
2009-08-03	JNJ	Johnson & Johnson	D	-2.86	2.30	CI	Cigna	A	2.53	2.30
2009-08-03	KEY	Keycorp	D	-2.88	0.10	FITB	Fifth Third Bancorp	A	3.00	0.10
2009-08-03	LLY	Eli Lilly	D	-2.90	2.20					
2009-08-03	LOW	Lowe's Companies	C	-1.82	0.50	WYN	Wyndham Worldwide	A	2.81	0.50
2009-08-03	MMC	Marsh & Mclennan Cos	D	-2.83	1.20	GNW	Genworth Financial	A	3.00	1.20
2009-08-03	NOC	Northrop Grumman	D	-2.84	1.40	OI	Owens Illinois Rg	A	2.59	1.40
2009-08-03	PBI	Pitney Bowes	D	-2.86	0.40	MU	Micron Technology	A	2.67	0.40
2009-08-03	PNC	Pnc Financial Services	D	-2.88	0.10	BAC	Bank Of America	A	2.81	0.10
2009-08-03	RTN	Raytheon	D	-2.88	0.10	JBL	Jabil Circuit	A	2.50	0.10
2009-08-03	VFC	Vf	C	-1.82	0.60	F	Ford Motor	A	3.00	0.60
2009-08-03	VMC	Vulcan Materials Co	D	-2.89	0.20	RRD	R.r.donnelley&sons	A	2.43	0.20
2009-08-03	WMT	Wal-mart Stores	D	-2.84	1.10	EXPE	Expedia	A	2.59	1.10
2009-08-03	CAH	Cardinal Health	D	-2.90	0.60					
2009-08-03	SYK	Stryker	D	-2.90	0.20					
2009-09-01	HES	Hess	D	-2.88	0.20	DNR	Denbury Resources	A	2.43	0.20
2009-09-01	KEY	Keycorp	D	-2.89	0.10	FITB	Fifth Third Bancorp	A	3.00	0.10
2009-09-01	LLY	Eli Lilly	D	-2.91	2.10					
2009-09-01	PBI	Pitney Bowes	D	-2.85	0.50	MU	Micron Technology	A	2.69	0.50
2009-09-01	PPL	Ppl	C	-1.86	1.20	AES	Aes	A	2.45	1.20
2009-09-01	RTN	Raytheon	D	-2.88	0.10	JBL	Jabil Circuit	A	2.58	0.10
2009-09-01	LMT	Lockheed Martin	D	-2.85	0.30	OI	Owens Illinois Rg	A	2.55	0.30
2009-09-01	MCO	Moody's	C	-1.86	0.20	GNW	Genworth Financial	A	3.00	0.20
2009-09-01	XOM	Exxon Mobil	D	-2.85	1.10	PXD	Pioneer Natural Resources	A	2.39	1.10
2009-10-01	HES	Hess	D	-2.85	0.20	PXD	Pioneer Natural Resources	A	2.48	0.20
2009-10-01	MON	Monsanto	C	-1.86	0.10	F	Ford Motor	A	2.92	0.10
2009-10-01	KEY	Keycorp	D	-2.89	0.10	FITB	Fifth Third Bancorp	A	3.00	0.10
2009-10-01	LLY	Eli Lilly	D	-2.91	2.00					
2009-10-01	PPL	Ppl	C	-1.85	1.20	AES	Aes	A	2.47	1.20
2009-10-01	MCO	Moody's	C	-1.89	0.10	HIG	The Hartford Financial Services	A	3.00	0.10

Date	Ticker	Name	R	SM	W (%)	Ticker	Name	R	SM	W (%)
2009-10-01	XOM	Exxon Mobil	D	-2.85	0.90	DNR	Denbury Resources	A	2.42	0.90
2009-11-02	BDX	Becton Dickinson	C	-1.84	0.10	THC	Tenet Healthcare	A	2.98	0.10
2009-11-02	MON	Monsanto	C	-1.88	0.10	F	Ford Motor	A	3.00	0.10
2009-11-02	NEE	Nextera Energy	C	-1.86	0.40	AES	Aes	A	2.45	0.40
2009-11-02	KEY	Keycorp	D	-2.90	0.10	FITB	Fifth Third Bancorp	A	3.00	0.10
2009-11-02	LOW	Lowe's Companies	C	-1.86	0.30	WYN	Wyndham Worldwide	A	2.97	0.30
2009-11-02	PPL	Ppl	C	-1.86	1.20	CEG	Constellation Energy	A	2.34	1.20
2009-11-02	LMT	Lockheed Martin	D	-2.86	0.30	JBL	Jabil Circuit	A	2.72	0.30
2009-11-02	MCO	Moody's	C	-1.88	0.10	HIG	The Hartford Financial Services	A	3.00	0.10
2009-11-02	VZ	Verizon Communications	D	-2.84	3.90	QWST	Qwest Communications	A	2.27	3.90
2009-11-02	EXC	Exelon	C	-1.85	2.20	TEG	Integrys Energy	A	2.29	2.20
2009-12-01	MON	Monsanto	C	-1.85	0.10	F	Ford Motor	A	3.00	0.10
2009-12-01	NEE	Nextera Energy	C	-1.85	0.40	AES	Aes	A	2.45	0.40
2009-12-01	KEY	Keycorp	D	-2.89	0.10	FITB	Fifth Third Bancorp	A	3.00	0.10
2009-12-01	LOW	Lowe's Companies	C	-1.84	0.40	WYN	Wyndham Worldwide	A	3.00	0.40
2009-12-01	MCO	Moody's	C	-1.88	0.10	HIG	The Hartford Financial Services	A	3.00	0.10
2009-12-01	EXC	Exelon	C	-1.84	2.10	CEG	Constellation Energy	A	2.35	2.10
2010-01-01	NEE	Nextera Energy	C	-1.85	0.40	AES	Aes	A	2.45	0.40
2010-01-01	KEY	Keycorp	D	-2.90	0.10	FITB	Fifth Third Bancorp	A	3.00	0.10
2010-01-01	LMT	Lockheed Martin	D	-2.84	0.70	JBL	Jabil Circuit	A	2.92	0.70
2010-01-01	EXC	Exelon	C	-1.84	2.30	CEG	Constellation Energy	A	2.38	2.30
2010-02-01	NEE	Nextera Energy	C	-1.86	0.40	AES	Aes	A	2.44	0.40
2010-02-01	MMC	Marsh & McLennan Cos	C	-1.86	1.20	FITB	Fifth Third Bancorp	A	3.00	1.20
2010-02-01	PBI	Pitney Bowes	C	-1.87	0.50	MU	Micron Technology	A	2.90	0.50
2010-02-01	PX	Praxair	C	-1.85	0.50	IP	International Paper	A	2.97	0.50
2010-02-01	JPM	Jpmorgan Chase	C	-1.86	0.50	HIG	The Hartford Financial Services	A	3.00	0.50
2010-02-01	RDS.B	Royal Dutch Shell Adr	C	-1.85	3.60	PXD	Pioneer Natural Resources	A	2.63	3.60
2010-03-01	APD	Air Products & Chemicals	C	-1.86	0.40	IP	International Paper	A	2.99	0.40
2010-03-01	NEE	Nextera Energy	C	-1.87	0.30	CEG	Constellation Energy	A	2.38	0.30
2010-03-01	ITW	Illinois Tool Works	C	-1.85	0.50	JBL	Jabil Circuit	A	2.82	0.50
2010-03-01	LLY	Eli Lilly	C	-1.85	2.00	THC	Tenet Healthcare	A	2.98	2.00
2010-03-01	MMC	Marsh & McLennan Cos	C	-1.85	1.30	FITB	Fifth Third Bancorp	A	3.00	1.30
2010-03-01	HSBC	Hsbc Adr	C	-1.87	0.50	HIG	The Hartford Financial Services	A	3.00	0.50
2010-03-01	PX	Praxair	C	-1.85	0.50	CLF	Cliffs Natural Resources	A	2.82	0.50
2010-03-01	XOM	Exxon Mobil	D	-2.86	0.80	PXD	Pioneer Natural Resources	A	2.65	0.80
2010-03-01	VZ	Verizon Communications	C	-1.86	3.80	QWST	Qwest Communications	A	2.35	3.80
2010-03-01	RDS.B	Royal Dutch Shell Adr	C	-1.86	3.40	FTI	Fmc Technologies	A	2.47	3.40
2010-03-01	RDS.A	Royal Dutch Shell Adr	C	-1.85	0.10	NBR	Nabors Industries	A	2.44	0.10
2010-04-01	APD	Air Products & Chemicals	C	-1.85	0.40	IP	International Paper	A	3.00	0.40
2010-04-01	MON	Monsanto	D	-2.86	0.10	F	Ford Motor	A	3.00	0.10
2010-04-01	NEE	Nextera Energy	D	-2.86	0.60	OKE	Oneok	A	2.43	0.60
2010-04-01	ITW	Illinois Tool Works	C	-1.84	0.60	JBL	Jabil Circuit	A	2.86	0.60
2010-04-01	LLY	Eli Lilly	C	-1.84	1.90	THC	Tenet Healthcare	A	3.00	1.90
2010-04-01	PFE	Pfizer	C	-1.86	0.50	CI	Cigna	A	2.70	0.50
2010-04-01	PPL	Ppl	D	-2.86	0.90	TEG	Integrys Energy	A	2.40	0.90
2010-04-01	HSBC	Hsbc Adr	C	-1.87	0.40	FITB	Fifth Third Bancorp	A	3.00	0.40
2010-04-01	XOM	Exxon Mobil	D	-2.85	0.70	PXD	Pioneer Natural Resources	A	2.81	0.70
2010-04-01	EXC	Exelon	D	-2.85	1.70	CEG	Constellation Energy	A	2.39	1.70



Date	Ticker	Name	R	SM	W (%)	Ticker	Name	R	SM	W (%)
2010-04-01	RDS.B	Royal Dutch Shell Adr	C	-1.85	3.00	FTI	Fmc Technologies	A	2.54	3.00
2010-04-01	RDS.A	Royal Dutch Shell Adr	C	-1.84	0.10	APC	Anadarko Petroleum	A	2.46	0.10
2010-05-03	ABT	Abbott Laboratories	C	-1.85	2.00	THC	Tenet Healthcare	A	3.00	2.00
2010-05-03	FE	Firstenergy	D	-2.87	1.20	OKE	Oneok	A	2.46	1.20
2010-05-03	APD	Air Products & Chemicals	C	-1.85	0.40	IP	International Paper	A	3.00	0.40
2010-05-03	BAX	Baxter International	C	-1.87	0.40	ISRG	Intuitive Surgical	A	2.73	0.40
2010-05-03	MON	Monsanto	D	-2.88	0.10	F	Ford Motor	A	3.00	0.10
2010-05-03	LLY	Eli Lilly	C	-1.84	1.90	MYL	Mylan N.V.	A	2.64	1.90
2010-05-03	MRK	Merck & Co	C	-1.86	3.20	CVH	Coventry Health Care	A	2.48	3.20
2010-05-03	PFE	Pfizer	C	-1.86	0.50	LIFE	Life Technologies	A	2.43	0.50
2010-05-03	PPL	Ppl	D	-2.87	0.80	TEG	Integrays Energy	A	2.42	0.80
2010-05-03	HSBC	Hsbc Adr	C	-1.87	0.40	FITB	Fifth Third Bancorp	A	3.00	0.40
2010-05-03	XOM	Exxon Mobil	D	-2.85	0.70	PXD	Pioneer Natural Resources	A	2.91	0.70
2010-05-03	VZ	Verizon Communications	D	-2.84	3.80	QWST	Qwest Communications	A	2.41	3.80
2010-05-03	EXC	Exelon	D	-2.85	1.70	AES	Aes	A	2.41	1.70
2010-05-03	GOOGL	Alphabet	C	-1.86	0.50	JDSU	JDS Uniphase Corporation	A	3.00	0.50
2010-05-03	ARNC	Arconic	C	-1.87	0.20	CLF	Cliffs Natural Resources	A	2.82	0.20
2010-06-01	ABT	Abbott Laboratories	C	-1.86	2.10	THC	Tenet Healthcare	A	2.87	2.10
2010-06-01	FE	Firstenergy	D	-2.88	1.20	OKE	Oneok	A	2.39	1.20
2010-06-01	AEP	American Electric Power	C	-1.86	0.30	CEG	Constellation Energy	A	2.37	0.30
2010-06-01	APD	Air Products & Chemicals	C	-1.87	0.40	IP	International Paper	A	2.91	0.40
2010-06-01	BAX	Baxter International	C	-1.89	0.40	MYL	Mylan N.V.	A	2.55	0.40
2010-06-01	MON	Monsanto	D	-2.91	0.10					
2010-06-01	IBM	IBM	C	-1.85	1.20	SNDK	Sandisk Corp	A	3.00	1.20
2010-06-01	LLY	Eli Lilly	C	-1.86	1.90	MIL	Millipore	A	2.40	1.90
2010-06-01	MRK	Merck & Co	C	-1.86	3.40	HSP	Hospira	A	2.39	3.40
2010-06-01	PFE	Pfizer	C	-1.88	0.50	LIFE	Life Technologies	A	2.39	0.50
2010-06-01	PPL	Ppl	D	-2.87	0.90	TEG	Integrays Energy	A	2.37	0.90
2010-06-01	WMT	Wal-mart Stores	C	-1.85	1.00	WYN	Wyndham Worldwide	A	3.00	1.00
2010-06-01	HSBC	Hsbc Adr	C	-1.88	0.40	FITB	Fifth Third Bancorp	A	3.00	0.40
2010-06-01	UNH	Unitedhealth	C	-1.86	0.10	ESRX	Express Scripts Holding	A	2.38	0.10
2010-06-01	XOM	Exxon Mobil	D	-2.87	0.70	PXD	Pioneer Natural Resources	A	2.85	0.70
2010-06-01	VZ	Verizon Communications	D	-2.86	3.90	QWST	Qwest Communications	A	2.40	3.90
2010-06-01	EXC	Exelon	D	-2.87	1.60	DTE	Dte Energy	A	2.32	1.60
2010-06-01	GOOGL	Alphabet	C	-1.87	0.50	MU	Micron Technology	A	2.85	0.50
2010-06-01	ARNC	Arconic	C	-1.89	0.20	TIE	Titanium Metals	A	2.69	0.20
2010-07-01	AEE	Ameren	D	-2.86	0.10	OKE	Oneok	A	2.39	0.10
2010-07-01	ABT	Abbott Laboratories	C	-1.86	2.10	THC	Tenet Healthcare	A	2.80	2.10
2010-07-01	FE	Firstenergy	D	-2.88	1.30	TEG	Integrays Energy	A	2.36	1.30
2010-07-01	AEP	American Electric Power	C	-1.85	0.30	DTE	Dte Energy	A	2.32	0.30
2010-07-01	APD	Air Products & Chemicals	C	-1.87	0.40	IP	International Paper	A	2.93	0.40
2010-07-01	AVP	Avon Products The	D	-2.88	0.50	F	Ford Motor	A	3.00	0.50
2010-07-01	TD	Toronto-dominion Bank	C	-1.85	0.20	PRU	Prudential Financial	A	2.80	0.20
2010-07-01	BAX	Baxter International	D	-2.89	0.80	HSP	Hospira	A	2.45	0.80
2010-07-01	BDX	Becton Dickinson	C	-1.86	0.20	MIL	Millipore	A	2.40	0.20
2010-07-01	CL	Colgate-palmolive	C	-1.85	0.40	TSN	Tyson Foods	A	2.62	0.40
2010-07-01	MON	Monsanto	D	-2.91	0.10					
2010-07-01	ETN	Eaton	C	-1.87	0.40	CMI	Cummins	A	2.61	0.40

Date	Ticker	Name	R	SM	W (%)	Ticker	Name	R	SM	W (%)
2010-07-01	GE	General Electric	C	-1.88	0.50	RDD	R.r.donnelley&sons	A	2.49	0.50
2010-07-01	JCP	Jc Penney	D	-2.89	0.10	WYN	Wyndham Worldwide	A	3.00	0.10
2010-07-01	KMB	Kimberly-clark	C	-1.85	0.20	NWL	Newell Brands	A	2.53	0.20
2010-07-01	LLTC	Linear Technology	C	-1.85	0.50	SNDK	Sandisk Corp	A	3.00	0.50
2010-07-01	LLY	Eli Lilly	C	-1.85	1.60	LIFE	Life Technologies	A	2.37	1.60
2010-07-01	MRK	Merck & Co	C	-1.86	3.80	ESRX	Express Scripts Holding	A	2.35	3.80
2010-07-01	PAYX	Paychex	C	-1.87	0.70	MWV	MeadWestvaco	A	2.47	0.70
2010-07-01	PFE	Pfizer	C	-1.88	0.40	VAR	Varian Medical Systems	A	2.31	0.40
2010-07-01	PG	Procter & Gamble	C	-1.85	1.20	HAR	Harman Ind Inc	A	2.53	1.20
2010-07-01	PPL	Ppl	D	-2.87	0.80	NI	Nisource	A	2.30	0.80
2010-07-01	ALL	Allstate	C	-1.87	0.70	FITB	Fifth Third Bancorp	A	3.00	0.70
2010-07-01	WMT	Wal-mart Stores	C	-1.86	0.80	WYNN	Wynn Resorts	A	2.82	0.80
2010-07-01	INTC	Intel	C	-1.87	1.00	JDSU	JDS Uniphase Corporation	A	2.73	1.00
2010-07-01	ETR	Entergy	D	-2.86	1.30	TE	Teco Energy	A	2.29	1.30
2010-07-01	HSBC	Hsbc Adr	D	-2.88	0.60	HIG	The Hartford Financial Services	A	3.00	0.60
2010-07-01	UNH	Unitedhealth	C	-1.87	0.20	WAT	Waters	A	2.30	0.20
2010-07-01	BMJ	Bristol-myers Squibb	C	-1.85	1.20	PDCO	Patterson Companies	A	2.29	1.20
2010-07-01	MCO	Moody's	D	-2.89	0.10	GNW	Genworth Financial	A	3.00	0.10
2010-07-01	USB	Us Bancorp	C	-1.87	1.30	HBAN	Huntington Bancshares	A	2.89	1.30
2010-07-01	DO	Diamond Offshore Drilling	D	-2.90	0.30					
2010-07-01	XOM	Exxon Mobil	D	-2.88	0.70	PXD	Pioneer Natural Resources	A	2.81	0.70
2010-07-01	VZ	Verizon Communications	D	-2.85	4.20	QWST	Qwest Communications	A	2.40	4.20
2010-07-01	EXC	Exelon	D	-2.87	1.60	CMS	Cms Energy	A	2.28	1.60
2010-07-01	MDLZ	Mondelez International	C	-1.85	1.80	DPS	Dr Pepper Snapple	A	2.52	1.80
2010-07-01	GOOGL	Alphabet	C	-1.88	0.50	CRM	Salesforce.com	A	2.66	0.50
2010-07-01	ARNC	Arconic	C	-1.90	0.20	TIE	Titanium Metals	A	2.71	0.20
2010-08-02	ABT	Abbott Laboratories	C	-1.85	2.00	HSP	Hospira	A	2.41	2.00
2010-08-02	FE	Firstenergy	D	-2.87	1.30	OKE	Oneok	A	2.44	1.30
2010-08-02	ROK	Rockwell Automation	C	-1.85	0.20	CMI	Cummins	A	2.76	0.20
2010-08-02	HES	Hess	D	-2.86	0.30	FTI	Fmc Technologies	A	2.53	0.30
2010-08-02	DRI	Darden Restaurants	C	-1.86	0.20	WYNN	Wynn Resorts	A	2.97	0.20
2010-08-02	APD	Air Products & Chemicals	D	-2.85	0.40	TIE	Titanium Metals	A	2.92	0.40
2010-08-02	AXP	American Express	C	-1.84	1.00	HBAN	Huntington Bancshares	A	3.00	1.00
2010-08-02	TD	The Toronto-dominion Bank	C	-1.84	0.20	RHT	Red Hat	A	2.69	0.20
2010-08-02	BAX	Baxter International	D	-2.88	0.80	ESRX	Express Scripts Holding	A	2.35	0.80
2010-08-02	BBY	Best Buy	C	-1.88	0.20	WFM	Whole Foods Market	A	2.79	0.20
2010-08-02	BDX	Becton Dickinson	C	-1.85	0.20	VAR	Varian Medical Systems	A	2.33	0.20
2010-08-02	CB	Chubb Corp	C	-1.84	0.60	HIG	The Hartford Financial Services	A	3.00	0.60
2010-08-02	CL	Colgate-palmolive	C	-1.85	0.40	TSN	Tyson Foods	A	2.67	0.40
2010-08-02	MON	Monsanto	D	-2.89	0.10	HAR	Harman Ind Inc	A	2.57	0.10
2010-08-02	ETN	Eaton	C	-1.83	0.50	MWV	MeadWestvaco	A	2.51	0.50
2010-08-02	GE	General Electric	C	-1.86	0.60	PTV	Pactiv Corp	A	2.47	0.60
2010-08-02	HD	The Home Depot	C	-1.87	1.50	DISCA	Discovery Communications	A	2.64	1.50
2010-08-02	HOG	Harley-davidson	C	-1.87	0.20	DPS	Dr Pepper Snapple	A	2.53	0.20
2010-08-02	JCP	Jc Penney	D	-2.87	0.10	KMX	Carmax	A	2.58	0.10
2010-08-02	JNJ	Johnson & Johnson	D	-2.85	1.50	HUM	Humana	A	2.30	1.50
2010-08-02	LEG	Leggett & Platt	C	-1.86	0.20	MJN	Mead Johnson Nutrition	A	2.34	0.20

Date	Ticker	Name	R	SM	W (%)	Ticker	Name	R	SM	W (%)
2010-08-02	LLY	Eli Lilly	C	-1.84	1.60	ZBH	Zimmer Biomet	A	2.28	1.60
2010-08-02	LOW	Lowe's Companies	C	-1.87	0.30	AMZN	Amazon.com	A	2.57	0.30
2010-08-02	LUV	Southwest Airlines	C	-1.85	0.10	MAR	Marriott International	A	2.48	0.10
2010-08-02	MAS	Masco	D	-2.90	0.30					
2010-08-02	MAT	Mattel	C	-1.85	0.10	HAS	Hasbro	A	2.34	0.10
2010-08-02	MHFI	McGraw Hill Fin	D	-2.86	1.00	SCN	Prologis	A	2.83	1.00
2010-08-02	MRK	Merck & Co	C	-1.86	3.50	GENZ	Genzyme General	A	2.24	3.50
2010-08-02	NOC	Northrop Grumman	C	-1.86	1.60	GR	Goodrich	A	2.46	1.60
2010-08-02	NSC	Norfolk Southern	C	-1.84	0.20	FLS	Flowserve Cameron International Corp.	A	2.45	0.20
2010-08-02	OXY	Occidental Petroleum	C	-1.85	0.30	CAM	Smith International	A	2.41	0.30
2010-08-02	COP	Conocophillips	C	-1.84	1.50	SII	Csx	A	2.38	1.50
2010-08-02	PAYX	Paychex	D	-2.87	0.60	CSX	Davita	A	2.43	0.60
2010-08-02	PFE	Pfizer	D	-2.87	0.40	DVA	Reynolds American	A	2.23	0.40
2010-08-02	PG	Procter & Gamble	C	-1.84	1.20	RAI	Integrys Energy	A	2.30	1.20
2010-08-02	PPL	Ppl	D	-2.86	0.80	TEG	Aflac	A	2.40	0.80
2010-08-02	ALL	Allstate	C	-1.86	0.60	AFL	Sandisk Corp	A	2.74	0.60
2010-08-02	TXN	Texas Instruments	C	-1.85	0.80	SNDK	Brown-forman	A	3.00	0.80
2010-08-02	VFC	Vf	C	-1.85	0.20	BF.B	Fedex	A	2.29	0.20
2010-08-02	WM	Waste Management	C	-1.84	0.50	FDX	Big Lots	A	2.41	0.50
2010-08-02	WMT	Wal-mart Stores	C	-1.85	0.80	BIG	Host Hotels & Resorts	A	2.45	0.80
2010-08-02	WY	Weyerhaeuser	D	-2.95	0.10					
2010-08-02	BBT	Bb&t	C	-1.88	0.30	HST	Salesforce.com	A	2.73	0.30
2010-08-02	INTC	Intel	C	-1.85	1.00	CRM	Amphenol	A	2.77	1.00
2010-08-02	LMT	Lockheed Martin	C	-1.85	1.30	APH	Peabody Energy Corp	A	2.40	1.30
2010-08-02	PX	Praxair	C	-1.83	0.60	BTU	Biogen	A	2.32	0.60
2010-08-02	UNH	Unitedhealth	C	-1.85	0.20	BIIB	Time Warner Cable Inc.	A	2.21	0.20
2010-08-02	CAH	Cardinal Health	C	-1.85	1.00	TWC	C R Bard	A	2.44	1.00
2010-08-02	BMY	Bristol-myers Squibb	C	-1.84	1.10	BCR	Suntrust Banks	A	2.19	1.10
2010-08-02	MCO	Moody's	D	-2.87	0.10	STI	Simon Property	A	2.66	0.10
2010-08-02	USB	Us Bancorp	C	-1.86	1.30	SPG	Noble Energy	A	2.60	1.30
2010-08-02	DO	Diamond Offshore Drilling	D	-2.90	0.30					
2010-08-02	XOM	Exxon Mobil	D	-2.87	0.70	NBL	Fidelity National Information Services	A	2.35	0.70
2010-08-02	HON	Honeywell International	C	-1.85	0.90					
2010-08-02	EXC	Exelon	D	-2.86	1.60	NI	Nisource	A	2.38	0.90
2010-08-02	UPS	United Parcel Service	C	-1.84	1.60	UNP	Union Pacific	A	2.35	1.60
2010-08-02	MDLZ	Mondelez International	C	-1.84	1.70	GPC	Genuine Parts	A	2.38	1.60
2010-08-02	GOOGL	Alphabet	C	-1.87	0.50	NTAP	Netapp	A	2.29	1.70
2010-08-02	ARNC	Arconic	D	-2.89	0.30	ECL	Ecolab	A	2.71	0.50
2010-09-01	ABT	Abbott Laboratories	C	-1.85	2.10	HSP	Hospira	A	2.27	0.30
2010-09-01	ROK	Rockwell Automation	C	-1.86	0.20	CMI	Cummins	A	2.41	2.10
2010-09-01	HES	Hess	D	-2.87	0.30	FTI	Fmc Technologies	A	2.75	0.20
2010-09-01	DRI	Darden Restaurants	C	-1.85	0.20	WYNN	Wynn Resorts	A	2.53	0.30
2010-09-01	AXP	American Express	C	-1.86	0.90	HBAN	Huntington Bancshares	A	2.89	0.20
2010-09-01	TD	The Toronto-dominion Bank	C	-1.84	0.20	CCE	Coca-Cola Enterprises	A	2.89	0.90
2010-09-01	BAX	Baxter International	D	-2.88	0.80	ESRX	Express Scripts Holding	A	2.63	0.20
2010-09-01	BBY	Best Buy	D	-2.89	0.20	WFM	Whole Foods Market	A	2.33	0.80
2010-09-01	BDX	Becton Dickinson	C	-1.86	0.20	VAR	Varian Medical Systems	A	2.72	0.20
2010-09-01	CL	Colgate-palmolive	C	-1.86	0.30	TSN	Tyson Foods	A	2.33	0.20
2010-09-01	MON	Monsanto	D	-2.90	0.10	DPS	Dr Pepper Snapple	A	2.63	0.30



Date	Ticker	Name	R	SM	W (%)	Ticker	Name	R	SM	W (%)
2010-09-01	GD	General Dynamics	D	-2.88	0.40	PTV	Pactiv Corp	A	2.50	0.40
2010-09-01	GE	General Electric	D	-2.87	0.50	GR	Goodrich	A	2.45	0.50
2010-09-01	HD	The Home Depot	C	-1.87	1.50	DISCA	Discovery Communications	A	2.63	1.50
2010-09-01	HOG	Harley-davidson	C	-1.88	0.20	MJN	Mead Johnson Nutrition	A	2.34	0.20
2010-09-01	IBM	IBM	C	-1.84	1.20	CRM	Salesforce.com	A	2.88	1.20
2010-09-01	ITW	Illinois Tool Works	D	-2.86	0.50	FDX	Fedex	A	2.40	0.50
2010-09-01	JCP	Jc Penney	D	-2.90	0.10	AMZN	Amazon.com	A	2.63	0.10
2010-09-01	JNJ	Johnson & Johnson	D	-2.85	1.50	HUM	Humana	A	2.30	1.50
2010-09-01	LEG	Leggett & Platt	C	-1.87	0.20	HAS	Hasbro	A	2.33	0.20
2010-09-01	LOW	Lowe's Companies	D	-2.87	0.30	KMX	Carmax	A	2.56	0.30
2010-09-01	LUV	Southwest Airlines	C	-1.86	0.10	MAR	Marriott International	A	2.45	0.10
2010-09-01	MAS	Masco	D	-2.90	0.30	APH	Amphenol	A	2.39	0.30
2010-09-01	MAT	Mattel	C	-1.85	0.10	SJM	Jm Smucker	A	2.29	0.10
2010-09-01	MDT	Medtronic	D	-2.88	0.60	DVA	Davita	A	2.25	0.60
2010-09-01	MHFI	McGraw Hill Fin	D	-2.87	1.00	AFL	Aflac	A	2.72	1.00
2010-09-01	MRK	Merck & Co	C	-1.86	3.70	ZBH	Zimmer Biomet	A	2.25	3.70
2010-09-01	MSFT	Microsoft	D	-2.87	0.90	RHT	Red Hat	A	2.75	0.90
2010-09-01	NOC	Northrop Grumman	C	-1.86	1.50	UNP	Union Pacific	A	2.38	1.50
2010-09-01	NSC	Norfolk Southern	C	-1.85	0.20		Fidelity National Information Services	A	2.35	0.20
2010-09-01	OXY	Occidental Petroleum	C	-1.86	0.30	WMB	Williams Companies	A	2.32	0.30
2010-09-01	COP	Conocophillips	C	-1.85	1.40	EP	El Paso Corporation	A	2.31	1.40
2010-09-01	PAYX	Paychex	D	-2.87	0.60	BLL	Ball	A	2.34	0.60
2010-09-01	PBI	Pitney Bowes	D	-2.87	0.50	NTAP	Netapp	A	2.67	0.50
2010-09-01	PFE	Pfizer	D	-2.86	0.50	GENZ	Genzyme General	A	2.24	0.50
2010-09-01	PG	Procter & Gamble	C	-1.85	1.20	HRL	Hormel Foods	A	2.29	1.20
2010-09-01	PNC	Pnc Financial Services	C	-1.87	0.20	HST	Host Hotels & Resorts	A	2.67	0.20
2010-09-01	SLB	Schlumberger	D	-2.87	0.80	SE	Spectra Energy	A	2.31	0.80
2010-09-01	ALL	Allstate	D	-2.87	0.70	AMP	Ameriprise Financial	A	2.62	0.70
2010-09-01	TXN	Texas Instruments	C	-1.85	0.80	AAPL	Apple	A	2.53	0.80
2010-09-01	VFC	Vf	C	-1.86	0.20	RAI	Reynolds American	A	2.29	0.20
2010-09-01	WFC	Wells Fargo	D	-2.88	1.80	SPG	Simon Property	A	2.60	1.80
2010-09-01	WMT	Wal-mart Stores	D	-2.85	0.80	BIG	Big Lots	A	2.41	0.80
2010-09-01	WY	Weyerhaeuser	D	-2.95	0.10					
2010-09-01	BBT	Bb&t	D	-2.89	0.30	STI	Suntrust Banks	A	2.59	0.30
2010-09-01	INTC	Intel	C	-1.88	0.90	TDC	Teradata	A	2.49	0.90
2010-09-01	LMT	Lockheed Martin	C	-1.87	1.20	RSG	Republic Services	A	2.32	1.20
2010-09-01	CAH	Cardinal Health	C	-1.86	1.00	TWC	Time Warner Cable Inc.	A	2.40	1.00
2010-09-01	JPM	Jpmorgan Chase	D	-2.85	0.60	DFS	Discover Financial Services	A	2.52	0.60
2010-09-01	MCO	Moody's	D	-2.88	0.10	TMK	Torchmark	A	2.50	0.10
2010-09-01	USB	Us Bancorp	C	-1.87	1.20	VNO	Vornado Realty Trust	A	2.49	1.20
2010-09-01	AET	Aetna	D	-2.87	0.50	BIIB	Biogen	A	2.20	0.50
2010-09-01	DO	Diamond Offshore Drilling	D	-2.91	0.30					
2010-09-01	XOM	Exxon Mobil	D	-2.87	0.70	SUN	Sunoco	A	2.26	0.70
2010-09-01	HON	Honeywell International	C	-1.86	0.90	FAST	Fastenal	A	2.24	0.90
2010-09-01	EXC	Exelon	D	-2.86	1.70	TEG	Integrus Energy	A	2.42	1.70
2010-09-01	HPQ	Hp	D	-2.88	1.00	AKAM	Akamai Technologies	A	2.48	1.00
2010-09-01	UPS	United Parcel Service	C	-1.84	1.70	SRCL	Stericycle	A	2.23	1.70
2010-09-01	RDS.B	Royal Dutch Shell Adr	D	-2.84	3.10	BHI	Baker Hughes	A	2.25	3.10
2010-09-01	RDS.A	Royal Dutch Shell Adr	D	-2.84	0.10	FSLR	First Solar	A	2.21	0.10
2010-09-01	MDLZ	Mondelez International	C	-1.84	1.80	GPC	Genuine Parts	A	2.29	1.80
2010-09-01	GOOGL	Alphabet	D	-2.88	0.50	LXK	Lexmark Intl	A	2.42	0.50
2010-09-01	ARNC	Arconic	D	-2.90	0.20	TIE	Titanium Metals	A	2.77	0.20

Date	Ticker	Name	R	SM	W (%)	Ticker	Name	R	SM	W (%)
2010-10-01	ABT	Abbott Laboratories	C	-1.84	1.30	HSP	Hospira	A	2.44	1.30
2010-10-01	BDX	Becton Dickinson	C	-1.85	0.20	ESRX	Express Scripts Holding	A	2.37	0.20
2010-10-01	CL	Colgate-palmolive	C	-1.85	0.90	TSN	Tyson Foods	A	2.62	0.90
2010-10-01	GD	General Dynamics	D	-2.87	0.40	CMI	Cummins	A	2.86	0.40
2010-10-01	HD	The Home Depot	C	-1.85	1.80	WYNN	Wynn Resorts	A	2.94	1.80
2010-10-01	HOG	Harley-davidson	C	-1.87	0.10	DPS	Dr Pepper Snapple	A	2.49	0.10
2010-10-01	LEG	Leggett & Platt	C	-1.85	0.30	MJN	Mead Johnson Nutrition	A	2.36	0.30
2010-10-01	LOW	Lowe's Companies	D	-2.87	0.30	WFM	Whole Foods Market	A	2.75	0.30
2010-10-01	MAS	Masco	D	-2.90	0.30	PTV	Pactiv Corp	A	2.51	0.30
2010-10-01	MDT	Medtronic	D	-2.88	0.40	VAR	Varian Medical Systems	A	2.37	0.40
2010-10-01	MSFT	Microsoft	D	-2.87	0.90	RHT	Red Hat	A	2.87	0.90
2010-10-01	NOC	Northrop Grumman	C	-1.86	1.80	GR	Goodrich	A	2.47	1.80
2010-10-01	NSC	Norfolk Southern	C	-1.84	0.30	APH	Amphenol	A	2.43	0.30
2010-10-01	NUE	Nucor	D	-2.87	0.70	TIE	Titanium Metals	A	2.82	0.70
2010-10-01	PAYX	Paychex	D	-2.86	0.80	FDX	Fedex	A	2.42	0.80
2010-10-01	PBI	Pitney Bowes	D	-2.86	0.40	CRM	Salesforce.com	A	2.85	0.40
2010-10-01	PNC	Pnc Financial Services	C	-1.87	0.20	HBAN	Huntington Bancshares	A	2.93	0.20
2010-10-01	WFC	Wells Fargo	D	-2.87	1.90	AFL	Aflac	A	2.76	1.90
2010-10-01	WY	Weyerhaeuser	D	-2.95	0.20					
2010-10-01	BBT	Bb&t	D	-2.89	0.30	HST	Host Hotels & Resorts	A	2.72	0.30
2010-10-01	INTC	Intel	D	-2.87	1.10	NTAP	Netapp	A	2.78	1.10
2010-10-01	LMT	Lockheed Martin	D	-2.87	1.20	UNP	Union Pacific	A	2.40	1.20
2010-10-01	CAH	Cardinal Health	C	-1.85	1.00	KMX	Carmax	A	2.74	1.00
2010-10-01	MTB	M&t Bank	C	-1.86	0.70	STI	Suntrust Banks	A	2.65	0.70
2010-10-01	USB	Us Bancorp	D	-2.87	1.20	AMP	Ameriprise Financial	A	2.64	1.20
2010-10-01	XOM	Exxon Mobil	D	-2.86	0.80	FTI	Fmc Technologies	A	2.57	0.80
2010-10-01	HPQ	Hp	D	-2.88	0.30	AAPL	Apple	A	2.60	0.30
2010-10-01	TS	Tenaris Adr	C	-1.86	0.10	BTU	Peabody Energy Corp	A	2.34	0.10
2010-11-01	AXP	American Express	C	-1.84	1.00	AFL	Aflac	A	2.81	1.00
2010-11-01	BAC	Bank Of America	D	-2.90	0.20					
2010-11-01	BDX	Becton Dickinson	C	-1.84	0.20	HSP	Hospira	A	2.46	0.20
2010-11-01	CL	Colgate-palmolive	D	-2.85	0.90	TSN	Tyson Foods	A	2.59	0.90
2010-11-01	LOW	Lowe's Companies	D	-2.87	0.30	WYNN	Wynn Resorts	A	3.00	0.30
2010-11-01	MAS	Masco	D	-2.90	0.30					
2010-11-01	MDT	Medtronic	D	-2.87	0.40	VAR	Varian Medical Systems	A	2.38	0.40
2010-11-01	NUE	Nucor	D	-2.87	0.70	TIE	Titanium Metals	A	2.79	0.70
2010-11-01	PBI	Pitney Bowes	D	-2.86	0.40	RHT	Red Hat	A	2.90	0.40
2010-11-01	PNC	Pnc Financial Services	D	-2.87	0.20	HST	Host Hotels & Resorts	A	2.78	0.20
2010-11-01	WFC	Wells Fargo	D	-2.87	1.90	AMP	Ameriprise Financial	A	2.69	1.90
2010-11-01	WY	Weyerhaeuser	D	-2.95	0.20					
2010-11-01	BMO	Bank Of Montreal	C	-1.85	0.40	WFM	Whole Foods Market	A	2.81	0.40
2010-11-01	BBT	Bb&t	D	-2.89	0.30	SPG	Simon Property	A	2.63	0.30
2010-11-01	INTC	Intel	D	-2.86	1.20	CRM	Salesforce.com	A	2.86	1.20
2010-11-01	LMT	Lockheed Martin	D	-2.86	1.20	CMI	Cummins	A	2.83	1.20
2010-11-01	CAH	Cardinal Health	C	-1.84	1.10	KMX	Carmax	A	2.82	1.10
2010-11-01	MTB	M&t Bank	C	-1.86	0.70	DFS	Discover Financial Services	A	2.61	0.70
2010-11-01	JPM	Jpmorgan Chase	D	-2.85	0.50	STI	Suntrust Banks	A	2.61	0.50
2010-11-01	HPQ	Hp	D	-2.87	0.20	NTAP	Netapp	A	2.85	0.20
2010-11-01	TS	Tenaris Adr	C	-1.85	0.10	BTU	Peabody Energy Corp	A	2.36	0.10
2010-12-01	AXP	American Express	C	-1.83	1.10	HST	Host Hotels & Resorts	A	2.82	1.10
2010-12-01	BAC	Bank Of America	D	-2.90	0.20					
2010-12-01	CL	Colgate-palmolive	D	-2.85	0.90	TSN	Tyson Foods	A	2.62	0.90
2010-12-01	KEY	Keycorp	C	-1.86	0.10	AFL	Aflac	A	2.77	0.10
2010-12-01	KMB	Kimberly-clark	C	-1.84	0.00	MJN	Mead Johnson Nutrition	A	2.38	0.00
2010-12-01	LOW	Lowe's Companies	D	-2.86	0.30	WYNN	Wynn Resorts	A	3.00	0.30
2010-12-01	MDT	Medtronic	D	-2.88	0.40	HSP	Hospira	A	2.44	0.40

Date	Ticker	Name	R	SM	W (%)	Ticker	Name	R	SM	W (%)
2010-12-01	NUE	Nucor	D	-2.84	0.70	BTU	Peabody Energy Corp	A	2.41	0.70
2010-12-01	PNC	Pnc Financial Services	D	-2.84	0.20	AMP	Ameriprise Financial	A	2.71	0.20
2010-12-01	WY	Weyerhaeuser	D	-2.95	0.20					
2010-12-01	BMO	Bank Of Montreal	C	-1.84	0.40	WFM	Whole Foods Market	A	2.97	0.40
2010-12-01	BBT	Bb&t	D	-2.89	0.30	DFS	Discover Financial Services	A	2.64	0.30
2010-12-01	LMT	Lockheed Martin	D	-2.87	1.20	CMI	Cummins	A	2.94	1.20
2010-12-01	ETR	Entergy	D	-2.85	1.00	TEG	Integrys Energy	A	2.41	1.00
2010-12-01	CSCO	Cisco Systems	D	-2.87	0.10	CRM	Salesforce.com	A	3.00	0.10
2010-12-01	MTB	M&t Bank	C	-1.86	0.70	SPG	Simon Property	A	2.64	0.70
2010-12-01	JPM	Jpmorgan Chase	D	-2.84	0.50	STI	Suntrust Banks	A	2.60	0.50
2010-12-01	HPQ	Hp	D	-2.87	0.20	RHT	Red Hat	A	2.98	0.20
2011-01-03	TD	Toronto-dominion Bank	C	-1.84	0.20	WFM	Whole Foods Market	A	3.00	0.20
2011-01-03	FMCC	Freddie Mac	D	-2.96	0.20					
2011-01-03	KMB	Kimberly-clark	C	-1.84	0.00	TSN	Tyson Foods	A	2.62	0.00
2011-01-03	WY	Weyerhaeuser	D	-2.94	0.20					
2011-01-03	LMT	Lockheed Martin	D	-2.87	1.30	CMI	Cummins	A	3.00	1.30
2011-01-03	ETR	Entergy	D	-2.85	0.10	TEG	Integrys Energy	A	2.41	0.10
2011-01-03	CSCO	Cisco Systems	D	-2.86	0.10	CRM	Salesforce.com	A	3.00	0.10
2011-01-03	MTB	M&t Bank	C	-1.84	0.70	HST	Host Hotels & Resorts	A	2.90	0.70
2011-02-01	ABT	Abbott Laboratories	D	-2.86	0.60	ESRX	Express Scripts Holding	A	2.44	0.60
2011-02-01	JNJ	Johnson & Johnson	C	-1.84	1.60	VAR	Varian Medical Systems	A	2.41	1.60
2011-02-01	KMB	Kimberly-clark	C	-1.84	0.00	TSN	Tyson Foods	A	2.65	0.00
2011-02-01	LLY	Eli Lilly	D	-2.83	0.80	HUM	Humana	A	2.36	0.80
2011-02-01	LUV	Southwest Airlines	C	-1.86	0.10	WFM	Whole Foods Market	A	3.00	0.10
2011-02-01	MRK	Merck & Co	C	-1.85	4.00	DVA	Davita	A	2.29	4.00
2011-02-01	PPL	Ppl	D	-2.85	0.40	TEG	Integrys Energy	A	2.40	0.40
2011-02-01	ALL	Allstate	C	-1.84	0.40	HST	Host Hotels & Resorts	A	2.93	0.40
2011-02-01	WY	Weyerhaeuser	D	-2.93	0.20					
2011-02-01	ETR	Entergy	D	-2.85	0.10	NI	Nisource	A	2.40	0.10
2011-02-01	CSCO	Cisco Systems	D	-2.85	0.10	CRM	Salesforce.com	A	3.00	0.10
2011-03-01	AEE	Ameren	C	-1.85	0.10	TEG	Integrys Energy	A	2.41	0.10
2011-03-01	ABT	Abbott Laboratories	D	-2.85	0.60	ESRX	Express Scripts Holding	A	2.42	0.60
2011-03-01	AEP	American Electric Power	C	-1.84	0.30	NI	Nisource	A	2.40	0.30
2011-03-01	AVP	Avon Products	D	-2.87	0.40	TSN	Tyson Foods	A	2.70	0.40
2011-03-01	CL	Colgate-palmolive	C	-1.84	0.90	MJN	Mead Johnson Nutrition	A	2.37	0.90
2011-03-01	JNJ	Johnson & Johnson	C	-1.84	1.60	VAR	Varian Medical Systems	A	2.42	1.60
2011-03-01	LLY	Eli Lilly	D	-2.84	0.80	HUM	Humana	A	2.39	0.80
2011-03-01	LUV	Southwest Airlines	C	-1.86	0.10	WFM	Whole Foods Market	A	3.00	0.10
2011-03-01	MRK	Merck & Co	D	-2.86	3.80	DVA	Davita	A	2.31	3.80
2011-03-01	PPL	Ppl	D	-2.85	0.40	CMS	Cms Energy	A	2.36	0.40
2011-03-01	ETR	Entergy	D	-2.85	0.10	TE	Teco Energy	A	2.35	0.10
2011-03-01	CSCO	Cisco Systems	D	-2.87	0.10	FFIV	F5 Networks	A	2.98	0.10
2011-04-01	AEE	Ameren	C	-1.84	0.10	TEG	Integrys Energy	A	2.42	0.10
2011-04-01	AEP	American Electric Power	C	-1.84	0.30	NI	Nisource	A	2.41	0.30
2011-04-01	AVP	Avon Products	D	-2.87	0.40	TSN	Tyson Foods	A	2.73	0.40
2011-04-01	BBY	Best Buy	D	-2.89	0.10	WFM	Whole Foods Market	A	3.00	0.10
2011-04-01	CTL	Centurylink	C	-1.85	0.30	PCS	T-Mobile US Inc.	A	2.50	0.30
2011-04-01	JNJ	Johnson & Johnson	D	-2.84	1.90	ESRX	Express Scripts Holding	A	2.43	1.90
2011-04-01	LUV	Southwest Airlines	C	-1.85	0.10	WYNN	Wynn Resorts	A	3.00	0.10
2011-04-01	MRK	Merck & Co	D	-2.85	3.60	HUM	Humana	A	2.43	3.60
2011-04-01	PPL	Ppl	D	-2.85	0.20	CMS	Cms Energy	A	2.37	0.20
2011-05-02	AEP	American Electric Power	C	-1.84	0.30	TEG	Integrys Energy	A	2.44	0.30
2011-05-02	BBY	Best Buy	D	-2.88	0.10	WFM	Whole Foods Market	A	3.00	0.10
2011-05-02	CTL	Centurylink	C	-1.86	0.30	PCS	T-Mobile US Inc.	A	2.50	0.30

Date	Ticker	Name	R	SM	W (%)	Ticker	Name	R	SM	W (%)
2011-05-02	LUV	Southwest Airlines	D	-2.86	0.10	WYNN	Wynn Resorts	A	3.00	0.10
2011-05-02	NOC	Northrop Grumman	C	-1.85	1.70	CMI	Cummins	A	3.00	1.70
2011-05-02	WFC	Wells Fargo	C	-1.86	2.30	HST	Host Hotels & Resorts	A	2.86	2.30
2011-05-02	EXC	Exelon	C	-1.84	0.40	NI	Nisource	A	2.41	0.40
2011-05-02	HPQ	Hp	D	-2.86	0.10	CRM	Salesforce.com	A	3.00	0.10
2011-05-02	GOOGL	Alphabet	C	-1.86	0.50	NTAP	Netapp	A	2.83	0.50
2011-06-01	BBY	Best Buy	D	-2.88	0.10	WFM	Whole Foods Market	A	3.00	0.10
2011-06-01	MON	Monsanto	C	-1.85	0.00	TSN	Tyson Foods	A	2.72	0.00
2011-06-01	CTL	Centurylink	C	-1.85	0.30	PCS	T-Mobile US Inc.	A	2.55	0.30
2011-06-01	EMR	Emerson Electric	C	-1.86	1.10	CMI	Cummins	A	2.94	1.10
2011-06-01	MSFT	Microsoft	D	-2.86	0.90	CRM	Salesforce.com	A	3.00	0.90
2011-06-01	NOC	Northrop Grumman	C	-1.85	1.80	GR	Goodrich	A	2.54	1.80
2011-06-01	NUE	Nucor	C	-1.86	1.00	CF	Cf Industries	A	2.40	1.00
2011-06-01	WFC	Wells Fargo	C	-1.87	2.20	HST	Host Hotels & Resorts	A	2.83	2.20
2011-06-01	ETR	Entergy	D	-2.85	0.10	TEG	Integrus Energy	A	2.43	0.10
2011-06-01	HSBC	Hsbc Adr	C	-1.85	0.50	DFS	Discover Financial Services	A	2.80	0.50
2011-06-01	POT	Potash Corporation Of Saskatchewan	C	-1.86	0.20	WYNN	Wynn Resorts	A	3.00	0.20
2011-06-01	JPM	Jpmorgan Chase	C	-1.85	0.50	AMP	Ameriprise Financial	A	2.79	0.50
2011-06-01	USB	Us Bancorp	C	-1.86	1.20	SPG	Simon Property	A	2.73	1.20
2011-06-01	EXC	Exelon	C	-1.84	0.40	NI	Nisource	A	2.42	0.40
2011-06-01	HPQ	Hp	D	-2.88	0.10	NTAP	Netapp	A	2.85	0.10
2011-06-01	GOOGL	Alphabet	C	-1.86	0.50	TDC	Teradata	A	2.80	0.50
2011-07-01	HES	Hess	C	-1.86	0.30	FTI	Fmc Technologies	A	2.73	0.30
2011-07-01	CTL	Centurylink	C	-1.85	0.30	PCS	T-Mobile US Inc.	A	2.54	0.30
2011-07-01	DE	Deere	C	-1.86	0.40	CMI	Cummins	A	3.00	0.40
2011-07-01	DIS	Walt Disney	C	-1.85	0.10	WFM	Whole Foods Market	A	3.00	0.10
2011-07-01	ETN	Eaton	C	-1.84	0.80	GR	Goodrich	A	2.61	0.80
2011-07-01	GD	General Dynamics	C	-1.84	0.40	BLL	Ball	A	2.46	0.40
2011-07-01	GE	General Electric	C	-1.85	0.90		Fidelity National Information Services	A	2.41	0.90
2011-07-01	HD	The Home Depot	C	-1.84	2.50	WYNN	Wynn Resorts	A	3.00	2.50
2011-07-01	LOW	Lowe's Companies	C	-1.85	0.30	NFLX	Netflix	A	3.00	0.30
2011-07-01	NUE	Nucor	C	-1.86	0.70	CF	Cf Industries	A	2.38	0.70
2011-07-01	PAYX	Paychex	C	-1.85	0.90	FAST	Fastenal	A	2.38	0.90
2011-07-01	TXN	Texas Instruments	C	-1.85	1.30	CRM	Salesforce.com	A	3.00	1.30
2011-07-01	WFC	Wells Fargo	C	-1.86	1.80	DFS	Discover Financial Services	A	2.90	1.80
2011-07-01	HSBC	Hsbc Adr	C	-1.86	0.60	SPG	Simon Property	A	2.75	0.60
2011-07-01	GS	Goldman Sachs	D	-2.87	0.80	TMK	Torchmark	A	2.63	0.80
2011-07-01	POT	Potash Corporation Of Saskatchewan	C	-1.85	0.20	CMG	Chipotle Mexican Grill	A	3.00	0.20
2011-07-01	MTB	M&t Bank	C	-1.84	0.60	EQR	Equity Residential	A	2.61	0.60
2011-07-01	JPM	Jpmorgan Chase	C	-1.86	0.30	BXP	Boston Properties	A	2.57	0.30
2011-07-01	USB	Us Bancorp	C	-1.85	0.80	AVB	Avalonbay Communities	A	2.55	0.80
2011-07-01	GOOGL	Alphabet	C	-1.86	0.50	TDC	Teradata	A	2.89	0.50
2011-08-01	ROK	Rockwell Automation	C	-1.88	0.30	GR	Goodrich	A	2.59	0.30
2011-08-01	HES	Hess	C	-1.87	0.30	FTI	Fmc Technologies	A	2.74	0.30
2011-08-01	AVP	Avon Products	D	-2.86	0.30	MJN	Mead Johnson Nutrition	A	2.45	0.30
2011-08-01	TD	The Toronto-dominion Bank	C	-1.85	0.20	HAL	Halliburton	A	2.67	0.20
2011-08-01	BA	Boeing	C	-1.85	2.40	BLL	Ball	A	2.45	2.40
2011-08-01	CTL	Centurylink	C	-1.87	0.30	S	Sprint Nextel	A	2.17	0.30
2011-08-01	DD	E.i. Du Pont De Nemours	C	-1.85	0.70	CF	Cf Industries	A	2.42	0.70
2011-08-01	DE	Deere	C	-1.87	0.40	ACN	Accenture Cl A	A	2.37	0.40
2011-08-01	DIS	Walt Disney	C	-1.85	0.10	WFM	Whole Foods Market	A	3.00	0.10

Date	Ticker	Name	R	SM	W (%)	Ticker	Name	R	SM	W (%)
2011-08-01	DOW	Dow Chemical	C	-1.86	2.10	CLF	Cliffs Natural Resources	A	2.33	2.10
2011-08-01	EMR	Emerson Electric	C	-1.86	1.10	FAST	Fastenal	A	2.34	1.10
2011-08-01	ETN	Eaton	C	-1.86	0.70	PLL	Pall Corp	A	2.25	0.70
2011-08-01	GD	General Dynamics	C	-1.86	0.40	R	Ryder System	A	2.25	0.40
2011-08-01	GE	General Electric	C	-1.86	0.90	ROP	Roper Technologies	A	2.24	0.90
2011-08-01	HD	The Home Depot	C	-1.85	2.40	WYNN	Wynn Resorts	A	3.00	2.40
2011-08-01	LOW	Lowe's Companies	C	-1.87	0.30	NFLX	Netflix	A	3.00	0.30
2011-08-01	LUV	Southwest Airlines	D	-2.87	0.10	CMG	Chipotle Mexican Grill	A	3.00	0.10
2011-08-01	MRK	Merck & Co	C	-1.85	4.10	EW	Edwards Lifesciences	A	2.52	4.10
2011-08-01	NUE	Nucor	C	-1.87	0.70	EMN	Eastman Chemical	A	2.31	0.70
2011-08-01	ORCL	Oracle	C	-1.86	1.00	CRM	Salesforce.com	A	3.00	1.00
2011-08-01	PAYX	Paychex	C	-1.86	0.80	DOV	Dover	A	2.24	0.80
2011-08-01	PG	Procter & Gamble	C	-1.85	3.00	HRL	Hormel Foods	A	2.38	3.00
2011-08-01	T	At&t	C	-1.85	2.40	NTAP	Netapp	A	2.74	2.40
2011-08-01	SWK	Stanley Black & Decker	C	-1.86	0.40	SJM	Jm Smucker	A	2.38	0.40
2011-08-01	TXN	Texas Instruments	C	-1.86	1.20	TDC	Teradata	A	2.81	1.20
2011-08-01	WFC	Wells Fargo	C	-1.86	1.80	DFS	Discover Financial Services	A	2.87	1.80
2011-08-01	WM	Waste Management	C	-1.87	0.50	MWV	MeadWestvaco	A	2.24	0.50
2011-08-01	HSBC	Hsbc Adr	D	-2.86	0.60	SPG	Simon Property	A	2.76	0.60
2011-08-01	GS	Goldman Sachs Potash	D	-2.87	0.80	EQR	Equity Residential	A	2.61	0.80
2011-08-01	POT	Corporation Of Saskatchewan	C	-1.85	0.30	CVC	Cablevision Systems Corp	A	2.58	0.30
2011-08-01	MTB	M&t Bank	C	-1.84	0.60	BXP	Boston Properties	A	2.56	0.60
2011-08-01	PEP	Pepsico	C	-1.85	1.40	RAI	Reynolds American	A	2.36	1.40
2011-08-01	JPM	Jpmorgan Chase	C	-1.86	0.30	AVB	Avalonbay Communities	A	2.55	0.30
2011-08-01	HON	Honeywell International	C	-1.86	0.50	CHRW	C.h.robinson Worldwide	A	2.23	0.50
2011-08-01	TS	Tenaris Adr	C	-1.86	0.10	ECL	Ecolab	A	2.28	0.10
2011-09-01	ABT	Abbott Laboratories	C	-1.84	0.40	EW	Edwards Lifesciences	A	2.55	0.40
2011-09-01	FE	Firstenergy	C	-1.84	0.70	NI	Nisource	A	2.45	0.70
2011-09-01	AEP	American Electric Power	C	-1.84	0.40	CNP	Centerpoint Energy	A	2.34	0.40
2011-09-01	ROK	Rockwell Automation	C	-1.89	0.30	GR	Goodrich	A	2.55	0.30
2011-09-01	HES	Hess	C	-1.89	0.30	FTI	Fmc Technologies	A	2.71	0.30
2011-09-01	AVP	Avon Products	D	-2.88	0.30	MJN	Mead Johnson Nutrition	A	2.45	0.30
2011-09-01	TD	The Toronto-dominion Bank	C	-1.85	0.20	YUM	Yum Brands	A	2.40	0.20
2011-09-01	BA	Boeing	C	-1.86	2.30	BLL	Ball	A	2.42	2.30
2011-09-01	XEL	Xcel Energy	C	-1.84	0.40	OKE	Oneok	A	2.28	0.40
2011-09-01	CAT	Caterpillar	C	-1.87	0.50	FAST	Fastenal	A	2.34	0.50
2011-09-01	CB	Chubb Corp	C	-1.84	0.40	DFS	Discover Financial Services	A	2.85	0.40
2011-09-01	CTL	Centurylink	D	-2.88	0.30	AZO	Autozone	A	2.45	0.30
2011-09-01	DD	E.i. Du Pont De Nemours	C	-1.86	0.70	CF	Cf Industries	A	2.49	0.70
2011-09-01	DE	Deere	C	-1.87	0.40	ACN	Accenture Cl A	A	2.33	0.40
2011-09-01	DIS	Walt Disney	C	-1.87	0.10	WFM	Whole Foods Market	A	3.00	0.10
2011-09-01	DOW	Dow Chemical	C	-1.89	1.70	CLF	Cliffs Natural Resources	A	2.31	1.70
2011-09-01	DUK	Duke Energy	C	-1.84	1.20	CEG	Constellation Energy	A	2.23	1.20
2011-09-01	EMR	Emerson Electric	D	-2.87	1.00	PLL	Pall Corp	A	2.26	1.00
2011-09-01	ETN	Eaton	C	-1.88	0.70	ROP	Roper Technologies	A	2.23	0.70
2011-09-01	GD	General Dynamics	C	-1.87	0.40	DOV	Dover	A	2.23	0.40
2011-09-01	GE	General Electric	C	-1.87	0.80	CHRW	C.h.robinson Worldwide	A	2.22	0.80
2011-09-01	HD	The Home Depot	C	-1.86	2.40	WYNN	Wynn Resorts	A	3.00	2.40
2011-09-01	LLTC	Linear Technology	D	-2.87	0.60	CRM	Salesforce.com	A	2.96	0.60
2011-09-01	LOW	Lowe's Companies	C	-1.88	0.30	CMG	Chipotle Mexican Grill	A	3.00	0.30



Date	Ticker	Name	R	SM	W (%)	Ticker	Name	R	SM	W (%)
2011-09-01	LUV	Southwest Airlines	D	-2.89	0.10	TWC	Time Warner Cable Inc.	A	2.49	0.10
2011-09-01	MAS	Masco	D	-2.91	0.10	HUM	Humana	A	2.47	4.20
2011-09-01	MRK	Merck & Co	C	-1.85	4.20	ECL	Ecolab	A	2.29	0.60
2011-09-01	NUE	Nucor	D	-2.88	0.60	TDC	Teradata	A	2.74	0.90
2011-09-01	ORCL	Oracle	C	-1.87	0.90	HAL	Halliburton	A	2.53	1.80
2011-09-01	COP	Conocophillips	C	-1.86	1.80	CTAS	Cintas	A	2.21	0.80
2011-09-01	PAYX	Paychex	C	-1.87	0.80	NSM	Nat Semiconductor	A	2.34	0.20
2011-09-01	PBI	Pitney Bowes	D	-2.87	0.20	BIIB	Biogen	A	2.34	0.50
2011-09-01	PFE	Pfizer	C	-1.85	0.50	GPC	Genuine Parts	A	2.37	3.30
2011-09-01	PG	Procter & Gamble	C	-1.84	3.30	CVC	Cablevision Systems Corp	A	2.43	2.40
2011-09-01	T	At&t	C	-1.85	2.40	HRL	Hormel Foods	A	2.36	0.40
2011-09-01	SWK	Stanley Black & Decker	C	-1.87	0.40	SPG	Simon Property	A	2.75	0.30
2011-09-01	ALL	Allstate	D	-2.87	0.30	CERN	Cerner	A	2.30	1.10
2011-09-01	TXN	Texas Instruments	C	-1.88	1.10	EQR	Equity Residential	A	2.60	1.70
2011-09-01	WFC	Wells Fargo	C	-1.88	1.70	FISV	Fiserv	A	2.20	0.50
2011-09-01	WM	Waste Management	D	-2.87	0.50	QCOM	Qualcomm	A	2.27	0.20
2011-09-01	INTC	Intel	C	-1.86	0.20	AVB	Avalonbay Communities	A	2.56	0.50
2011-09-01	HSBC	Hsbc Adr	D	-2.88	0.50	BXP	Boston Properties	A	2.54	0.70
2011-09-01	GS	Goldman Sachs	D	-2.89	0.70	VNO	Vornado Realty Trust	A	2.49	0.50
2011-09-01	MTB	M&t Bank	C	-1.86	0.50	SJM	Jm Smucker	A	2.35	1.40
2011-09-01	PEP	Pepsico	C	-1.85	1.40	PSA	Public Storage	A	2.42	0.30
2011-09-01	JPM	Jpmorgan Chase	C	-1.87	0.30	KIM	Kimco Realty	A	2.41	0.20
2011-09-01	MCO	Moody's	C	-1.88	0.20	CVH	Coventry Health Care	A	2.30	0.60
2011-09-01	AET	Aetna	C	-1.86	0.60	R	Ryder System	A	2.20	0.40
2011-09-01	HON	Honeywell International	C	-1.87	0.40	ITT	ITT Inc.	A	2.18	0.70
2011-09-01	ADP	Automatic Data Processing	C	-1.85	0.70	FCX	Freeport-mcmoran	A	2.23	0.10
2011-09-01	TS	Tenaris Adr	C	-1.89	0.10	COG	Cabot Oil & Gas	A	2.46	4.20
2011-09-01	RDS.B	Royal Dutch Shell Adr	C	-1.86	4.20	BHI	Baker Hughes	A	2.38	0.10
2011-09-01	RDS.A	Royal Dutch Shell Adr	C	-1.86	0.10	EW	Edwards Lifesciences	A	2.51	0.40
2011-10-03	ABT	Abbott Laboratories	C	-1.85	0.40	ROK	Rockwell Automation	D	-2.91	0.30
2011-10-03	ROK	Rockwell Automation	D	-2.91	0.30	HES	Hess	D	-2.91	0.20
2011-10-03	HES	Hess	D	-2.91	0.20	APD	Air Products & Chemicals	D	-2.87	0.40
2011-10-03	APD	Air Products & Chemicals	D	-2.87	0.40	CF	Cf Industries	A	2.33	0.40
2011-10-03	AVP	Avon Products	D	-2.90	0.20	MJN	Mead Johnson Nutrition	A	2.43	0.20
2011-10-03	AXP	American Express The	C	-1.86	2.20	SPG	Simon Property	A	2.68	2.20
2011-10-03	TD	Toronto-dominion Bank	C	-1.86	0.20	SBUX	Starbucks	A	2.26	0.20
2011-10-03	BA	Boeing	D	-2.88	2.20	GR	Goodrich	A	2.75	2.20
2011-10-03	CAT	Caterpillar	C	-1.90	0.50	BLL	Ball	A	2.36	0.50
2011-10-03	CB	Chubb Corp	C	-1.85	0.40	VNO	Vornado Realty Trust	A	2.41	0.40
2011-10-03	CTL	Centurylink	D	-2.89	0.30	AZO	Autozone	A	2.45	0.30
2011-10-03	DD	E.i. Du Pont De Nemours	C	-1.89	0.60	FMC	Fmc	A	2.20	0.60
2011-10-03	DE	Deere	D	-2.90	0.30	ACN	Accenture Cl A	A	2.32	0.30
2011-10-03	DIS	Walt Disney	D	-2.89	0.10	WFM	Whole Foods Market	A	3.00	0.10
2011-10-03	DOW	Dow Chemical	D	-2.91	1.80	PLL	Pall Corp	A	2.21	1.10
2011-10-03	EMR	Emerson Electric	D	-2.88	1.10	ROP	Roper Technologies	A	2.20	0.60
2011-10-03	ETN	Eaton	D	-2.90	0.60	DOV	Dover	A	2.18	0.40
2011-10-03	GD	General Dynamics	D	-2.88	0.40	TSS	Total System Services	A	2.17	0.90
2011-10-03	GE	General Electric	C	-1.89	0.90	CMG	Chipotle Mexican Grill	A	3.00	2.50
2011-10-03	HD	The Home Depot	C	-1.86	2.50	ITT	ITT Inc.	A	2.16	0.40
2011-10-03	ITW	Illinois Tool Works	D	-2.89	0.40					
2011-10-03	JCI	Johnson Controls	D	-2.90	0.90					



Date	Ticker	Name	R	SM	W (%)	Ticker	Name	R	SM	W (%)
2011-10-03	JNJ	Johnson & Johnson	C	-1.85	3.10	BIIB	Biogen	A	2.32	3.10
2011-10-03	LLTC	Linear Technology	D	-2.87	0.60	CRM	Salesforce.com	A	2.85	0.60
2011-10-03	LOW	Lowe's Companies	D	-2.88	0.30	TWC	Time Warner Cable Inc.	A	2.47	0.30
2011-10-03	LUV	Southwest Airlines	D	-2.90	0.10					
2011-10-03	MMC	Marsh & McLennan Cos	C	-1.86	0.70	PSA	Public Storage	A	2.37	0.70
2011-10-03	MRK	Merck & Co	D	-2.86	4.40	CEPH	Cephalon	A	2.25	4.40
2011-10-03	NOC	Northrop Grumman	D	-2.88	1.60	R	Ryder System	A	2.16	1.60
2011-10-03	NUE	Nucor	D	-2.89	0.60	NEM	Newmont Mining	A	2.19	0.60
2011-10-03	ORCL	Oracle	C	-1.87	1.30	TDC	Teradata	A	2.74	1.30
2011-10-03	COP	Conocophillips	C	-1.87	1.30	FTI	Fmc Technologies	A	2.59	1.30
2011-10-03	PAYX	Paychex	D	-2.87	0.30	NI	Nisource	A	2.44	0.30
2011-10-03	PBI	Pitney Bowes	D	-2.88	0.20	CERN	Cerner	A	2.30	0.20
2011-10-03	PFE	Pfizer	C	-1.87	0.30	DVA	Davita	A	2.24	0.30
2011-10-03	PG	Procter & Gamble	C	-1.84	2.00	HRL	Hormel Foods	A	2.35	2.00
2011-10-03	PNC	Pnc Financial Services	D	-2.88	0.40	KIM	Kimco Realty	A	2.34	0.40
2011-10-03	T	At&t	C	-1.85	2.40	CNP	Centerpoint Energy	A	2.33	2.40
2011-10-03	SWK	Stanley Black & Decker	D	-2.90	0.10	RL	Ralph Lauren	A	2.29	0.10
2011-10-03	ALL	Allstate	D	-2.89	0.30	MA	Mastercard	A	2.27	0.30
2011-10-03	TXN	Texas Instruments	D	-2.88	1.20	QCOM	Qualcomm	A	2.25	1.20
2011-10-03	WFC	Wells Fargo	D	-2.89	2.30	V	Visa	A	2.21	2.30
2011-10-03	WM	Waste Management	D	-2.87	0.70	AN	Autonation	A	2.29	0.70
2011-10-03	INTC	Intel	C	-1.86	0.20	NVDA	Nvidia	A	2.22	0.20
2011-10-03	HSBC	Hsbc Adr	D	-2.90	0.50	AOC	Aon plc	A	2.19	0.50
2011-10-03	GS	Goldman Sachs	D	-2.91	1.10					
2011-10-03	UNH	Unitedhealth	C	-1.87	0.30	ISRG	Intuitive Surgical	A	2.23	0.30
2011-10-03	MTB	M&t Bank	D	-2.87	0.50	AMB	Prologis	A	2.17	0.50
2011-10-03	PEP	Pepsico	D	-2.86	1.30	LO	Lorillard	A	2.25	1.30
2011-10-03	JPM	Jpmorgan Chase	D	-2.90	0.30					
2011-10-03	MCO	Moody's	C	-1.88	0.20	WY	Weyerhaeuser	A	2.17	0.20
2011-10-03	USB	Us Bancorp	D	-2.86	0.70	BEN	Franklin Resources	A	2.16	0.70
2011-10-03	AET	Aetna	C	-1.88	0.60	AGN	Allergan	A	2.23	0.60
2011-10-03	HON	Honeywell International	C	-1.89	0.00	RRC	Range Resources	A	2.28	0.00
2011-10-03	ADP	Automatic Data Processing	C	-1.86	0.60	EQT	Eqst	A	2.26	0.60
2011-10-03	UPS	United Parcel Service	D	-2.86	0.40	JWN	Nordstrom	A	2.26	0.40
2011-10-03	TS	Tenaris Adr	D	-2.92	0.10					
2011-10-03	RDS.B	Royal Dutch Shell Adr	C	-1.87	4.10	HAL	Halliburton	A	2.36	4.10
2011-10-03	RDS.A	Royal Dutch Shell Adr	C	-1.87	0.10	BHI	Baker Hughes	A	2.28	0.10
2011-10-03	MDLZ	Mondelez International	C	-1.85	2.40	PM	Philip Morris International	A	2.23	2.40
2011-11-01	ROK	Rockwell Automation	D	-2.89	0.30	GR	Goodrich	A	2.77	0.30
2011-11-01	HES	Hess	D	-2.89	0.30	HAL	Halliburton	A	2.44	0.30
2011-11-01	AVP	Avon Products	D	-2.90	0.20					
2011-11-01	AXP	American Express	C	-1.85	2.30	PSA	Public Storage	A	2.44	2.30
2011-11-01	TD	Toronto-dominion Bank	C	-1.86	0.20	CNP	Centerpoint Energy	A	2.35	0.20
2011-11-01	BA	Boeing	D	-2.87	2.20	BLL	Ball	A	2.40	2.20
2011-11-01	CAT	Caterpillar	D	-2.87	0.60	ACN	Accenture Cl A	A	2.36	0.60
2011-11-01	CSX	Csx	D	-2.87	0.90	ROP	Roper Technologies	A	2.24	0.90
2011-11-01	CTL	Centurylink	D	-2.88	0.30	AZO	Autozone	A	2.47	0.30
2011-11-01	DD	E.i. Du Pont De Nemours	D	-2.86	0.60	CF	Cf Industries	A	2.43	0.60
2011-11-01	DE	Deere	D	-2.88	0.40	TSS	Total System Services	A	2.20	0.40
2011-11-01	DIS	Walt Disney	D	-2.87	0.10	WFM	Whole Foods Market	A	3.00	0.10
2011-11-01	DOW	Dow Chemical	D	-2.89	2.10	NEM	Newmont Mining	A	2.20	2.10
2011-11-01	EMR	Emerson Electric	D	-2.86	1.20	FAST	Fastenal	A	2.19	1.20
2011-11-01	ETN	Eaton	D	-2.87	0.70	PH	Parker-hannifin	B	1.22	0.70
2011-11-01	GD	General Dynamics	D	-2.87	0.40	TEL	Te Connectivity	B	1.21	0.40

Date	Ticker	Name	R	SM	W (%)	Ticker	Name	R	SM	W (%)
2011-11-01	GE	General Electric	D	-2.88	0.90	PWR	Quanta Services	B	1.20	0.90
2011-11-01	ITW	Illinois Tool Works	D	-2.87	0.40	R	Ryder System	B	1.19	0.40
2011-11-01	JCI	Johnson Controls	D	-2.88	1.00	MJN	Mead Johnson Nutrition	A	2.45	1.00
2011-11-01	JNJ	Johnson & Johnson	C	-1.84	2.90	BIIB	Biogen	A	2.41	2.90
2011-11-01	LOW	Lowe's Companies	D	-2.87	0.30	CMG	Chipotle Mexican Grill	A	3.00	0.30
2011-11-01	LUV	Southwest Airlines	D	-2.89	0.10	TWC	Time Warner Cable Inc.	A	2.48	0.10
2011-11-01	NOC	Northrop Grumman	D	-2.87	1.50	FISV	Fiserv	B	1.19	1.50
2011-11-01	NUE	Nucor	D	-2.87	0.70	TIE	Titanium Metals	B	1.20	0.70
2011-11-01	ORCL	Oracle	C	-1.85	1.40	TDC	Teradata	A	2.83	1.40
2011-11-01	COP	Conocophillips	C	-1.86	1.30	RRC	Range Resources	A	2.35	1.30
2011-11-01	PAYX	Paychex	D	-2.86	0.30	MOLX	Molex	B	1.19	0.30
2011-11-01	PBI	Pitney Bowes	D	-2.87	0.20	CERN	Cerner	A	2.28	0.20
2011-11-01	PFE	Pfizer	C	-1.85	0.30	ISRG	Intuitive Surgical	A	2.29	0.30
2011-11-01	PNC	Pnc Financial Services	D	-2.87	0.40	MA	Mastercard	A	2.29	0.40
2011-11-01	T	At&t	D	-2.84	2.30	AN	Autonation	A	2.35	2.30
2011-11-01	SIAL	Sigma Aldrich	D	-2.85	0.00	PPG	Ppg Industries	B	1.19	0.00
2011-11-01	SLB	Schlumberger	D	-2.88	1.00	BHI	Baker Hughes	A	2.34	1.00
2011-11-01	SWK	Stanley Black & Decker	D	-2.87	0.10	HRL	Hormel Foods	A	2.38	0.10
2011-11-01	ALL	Allstate	D	-2.87	0.30	V	Visa	A	2.23	0.30
2011-11-01	TXN	Texas Instruments	D	-2.86	1.20	NVDA	Nvidia	A	2.26	1.20
2011-11-01	UTX	United Technologies	D	-2.86	1.50	JOY	Joy Global	B	1.18	1.50
2011-11-01	WFC	Wells Fargo	D	-2.88	2.30	AOC	Aon plc	A	2.21	2.30
2011-11-01	WM	Waste Management	D	-2.87	0.70	CMI	Cummins	B	1.18	0.70
2011-11-01	HSBC	Hsbc Adr	D	-2.88	0.50	CB	Chubb	A	2.20	0.50
2011-11-01	GS	Goldman Sachs	D	-2.90	1.10					
2011-11-01	UNH	Unitedhealth	C	-1.86	0.30	AGN	Allergan	A	2.24	0.30
2011-11-01	MTB	M&t Bank	D	-2.87	0.50	SPG	Simon Property	A	2.19	0.50
2011-11-01	PEP	Pepsico	D	-2.86	1.20	RL	Ralph Lauren	A	2.36	1.20
2011-11-01	JPM	Jpmorgan Chase	D	-2.89	0.30	HCP	Hcp	A	2.19	0.30
2011-11-01	MCO	Moody's	C	-1.86	0.20	STT	State Street	B	1.21	0.20
2011-11-01	AET	Aetna	C	-1.86	0.60	CI	Cigna	A	2.23	0.60
2011-11-01	HON	Honeywell International	D	-2.86	0.00	DHR	Danaher	B	1.18	0.00
2011-11-01	EXC	Exelon	C	-1.84	0.60	NI	Nisource	A	2.45	0.60
2011-11-01	ADP	Automatic Data Processing	C	-1.85	0.60	PLL	Pall Corp	B	1.17	0.60
2011-11-01	TS	Tenaris Adr	D	-2.90	0.10					
2011-11-01	RDS.B	Royal Dutch Shell Adr	C	-1.85	4.40	EQT	Eqst	A	2.31	4.40
2011-11-01	RDS.A	Royal Dutch Shell Adr	C	-1.85	0.10	NOV	National Oilwell Varco	A	2.31	0.10
2011-11-01	MDLZ	Mondelez International	C	-1.84	2.30	LO	Lorillard	A	2.24	2.30
2011-12-01	HES	Hess	D	-2.89	0.30	RRC	Range Resources	A	2.36	0.30
2011-12-01	APD	Air Products & Chemicals	D	-2.85	0.40	NEM	Newmont Mining	A	2.21	0.40
2011-12-01	AVP	Avon Products	D	-2.91	0.20					
2011-12-01	AXP	American Express The	C	-1.85	2.20	PSA	Public Storage	A	2.45	2.20
2011-12-01	TD	Toronto-dominion Bank	D	-2.86	0.20	NI	Nisource	A	2.48	0.20
2011-12-01	CSX	Csx	D	-2.87	0.90	GR	Goodrich	A	2.77	0.90
2011-12-01	DD	E.i. Du Pont De Nemours	D	-2.86	0.60	ARG	Airgas Inc	A	2.20	0.60
2011-12-01	DE	Deere	D	-2.87	0.40	ACN	Accenture Cl A	A	2.36	0.40
2011-12-01	DIS	Walt Disney	D	-2.86	0.10	WFM	Whole Foods Market	A	3.00	0.10
2011-12-01	DOW	Dow Chemical	D	-2.89	2.00	ECL	Ecolab	A	2.19	2.00
2011-12-01	GE	General Electric	D	-2.88	0.90	ROP	Roper Technologies	A	2.26	0.90
2011-12-01	ITW	Illinois Tool Works	D	-2.87	0.40	JBL	Jabil Circuit	A	2.24	0.40
2011-12-01	JCI	Johnson Controls	D	-2.88	0.90	MJN	Mead Johnson Nutrition	A	2.48	0.90
2011-12-01	JNJ	Johnson & Johnson	C	-1.84	2.90	BIIB	Biogen	A	2.42	2.90
2011-12-01	KO	Coca-cola	C	-1.84	2.30	HRL	Hormel Foods	A	2.40	2.30

Date	Ticker	Name	R	SM	W (%)	Ticker	Name	R	SM	W (%)
2011-12-01	LUV	Southwest Airlines	D	-2.89	0.10	CMG	Chipotle Mexican Grill	A	3.00	0.10
2011-12-01	NOC	Northrop Grumman	D	-2.86	1.60	FAST	Fastenal	A	2.22	1.60
2011-12-01	ORCL	Oracle	C	-1.85	1.40	TDC	Teradata	A	2.79	1.40
2011-12-01	COP	Conocophillips	C	-1.85	1.40	EQT	Eqt	A	2.31	1.40
2011-12-01	PBI	Pitney Bowes	D	-2.88	0.20	QCOM	Qualcomm	A	2.29	0.20
2011-12-01	PNC	Pnc Financial Services	D	-2.86	0.40	MA	Mastercard	A	2.33	0.40
2011-12-01	SIAL	Sigma Aldrich	D	-2.85	0.00	PPG	Ppg Industries	B	1.20	0.00
2011-12-01	SLB	Schlumberger	D	-2.87	1.10	HP	Helmerich & Payne	A	2.25	1.10
2011-12-01	UTX	United Technologies	D	-2.86	1.50	PWR	Quanta Services	A	2.21	1.50
2011-12-01	WFC	Wells Fargo	D	-2.87	2.30	V	Visa	A	2.25	2.30
2011-12-01	WM	Waste Management	D	-2.87	0.60	MWV	MeadWestvaco	A	2.21	0.60
2011-12-01	HSBC	Hsbc Adr	D	-2.89	0.50	AOC	Aon plc	A	2.21	0.50
2011-12-01	GS	Goldman Sachs	D	-2.91	1.00					
2011-12-01	UNH	Unitedhealth Potash	C	-1.85	0.30	ISRG	Intuitive Surgical	A	2.29	0.30
2011-12-01	POT	Corporation Of Saskatchewan	D	-2.87	0.30	AZO	Autozone	A	2.48	0.30
2011-12-01	MTB	M&t Bank	D	-2.87	0.50	NDAQ	Nasdaq	A	2.21	0.50
2011-12-01	JPM	Jpmorgan Chase	D	-2.89	0.30	AIZ	Assurant	A	2.21	0.30
2011-12-01	TS	Tenaris Adr	D	-2.88	0.10	FMC	Fmc	B	1.19	0.10
2011-12-01	BHGE	Baker Hughes, A Ge	D	-2.88	0.30	EP	El Paso Corporation	A	2.25	0.30
2012-01-02	FE	Firstenergy	C	-1.84	0.70	NI	Nisource	A	2.50	0.70
2012-01-02	HES	Hess	D	-2.89	0.30	RRC	Range Resources	A	2.31	0.30
2012-01-02	AVP	Avon Products	D	-2.90	0.20					
2012-01-02	TD	Toronto-dominion Bank	D	-2.85	0.20	CMG	Chipotle Mexican Grill	A	3.00	0.20
2012-01-02	CSX	Csx	D	-2.87	0.90	GR	Goodrich	A	2.78	0.90
2012-01-02	DE	Deere	D	-2.87	0.30	ACN	Accenture Cl A	A	2.33	0.30
2012-01-02	JCI	Johnson Controls	D	-2.88	0.90	MJN	Mead Johnson Nutrition	A	2.44	0.90
2012-01-02	KO	Coca-cola	C	-1.84	2.20	HRL	Hormel Foods	A	2.39	2.20
2012-01-02	ORCL	Oracle	C	-1.88	1.20	TDC	Teradata	A	2.71	1.20
2012-01-02	PBI	Pitney Bowes	D	-2.88	0.20	MMI	Motorola Mobility Holdings	A	2.31	0.20
2012-01-02	PCG	Pg&e	D	-2.84	1.30	CNP	Centerpoint Energy	A	2.34	1.30
2012-01-02	PNC	Pnc Financial Services	D	-2.85	0.40	PSA	Public Storage	A	2.47	0.40
2012-01-02	SLB	Schlumberger	D	-2.88	0.90	EQT	Eqt	A	2.28	0.90
2012-01-02	AMZN	Amazon.com	C	-1.88	0.70	WFM	Whole Foods Market	A	3.00	0.70
2012-01-02	UTX	United Technologies	D	-2.87	1.30	ROP	Roper Technologies	A	2.26	1.30
2012-01-02	SIEGY	Siemens Adr	D	-2.89	0.10	RHI	Robert Half International	A	2.24	0.10
2012-01-02	HSBC	Hsbc Adr	D	-2.89	0.40	MA	Mastercard	A	2.32	0.40
2012-01-02	GS	Goldman Sachs Potash	D	-2.91	0.90					
2012-01-02	POT	Corporation Of Saskatchewan	D	-2.88	0.30	DLTR	Dollar Tree	A	2.98	0.30
2012-01-02	JPM	Jpmorgan Chase	D	-2.88	0.30	V	Visa	A	2.26	0.30
2012-01-02	C	Citigroup	D	-2.91	0.20					
2012-01-02	BHGE	Baker Hughes, A Ge	D	-2.90	0.20	EP	El Paso Corporation	A	2.26	0.20
2012-02-01	FE	Firstenergy	C	-1.85	0.60	NI	Nisource	A	2.50	0.60
2012-02-01	HES	Hess	D	-2.89	0.20	HP	Helmerich & Payne	A	2.27	0.20
2012-02-01	AVP	Avon Products	D	-2.90	0.20	MJN	Mead Johnson Nutrition	A	2.47	0.20
2012-02-01	ORCL	Oracle	D	-2.87	1.30	QCOM	Qualcomm	A	2.31	1.30
2012-02-01	PBI	Pitney Bowes	D	-2.88	0.20	MMI	Motorola Mobility Holdings	A	2.31	0.20
2012-02-01	PCG	Pg&e	D	-2.84	1.20	AES	Aes	A	2.23	1.20
2012-02-01	PPL	Ppl	C	-1.85	0.10	CMS	Cms Energy	A	2.21	0.10
2012-02-01	AMZN	Amazon.com	C	-1.88	0.70	WFM	Whole Foods Market	A	3.00	0.70
2012-02-01	UN	Unilever	C	-1.84	0.30	HRL	Hormel Foods	A	2.39	0.30

Date	Ticker	Name	R	SM	W (%)	Ticker	Name	R	SM	W (%)
2012-02-01	SIEGY	Siemens Adr	D	-2.89	0.10	GR	Goodrich	A	2.79	0.10
2012-02-01	HSBC	Hsbc Adr	D	-2.88	0.50	PSA	Public Storage	A	2.48	0.50
2012-02-01	GS	Goldman Sachs	D	-2.89	1.10	MA	Mastercard	A	2.31	1.10
2012-02-01	POT	Potash Corporation Of Saskatchewan	D	-2.87	0.30	CMG	Chipotle Mexican Grill	A	3.00	0.30
2012-02-01	C	Citigroup	D	-2.90	0.20	V	Visa	A	2.26	0.20
2012-02-01	EXC	Exelon	C	-1.85	0.50	OKE	Oneok	A	2.21	0.50
2012-02-01	NGG	National Grid Adr	C	-1.84	0.80	PGN	Progress Energy	A	2.21	0.80
2012-02-01	BHGE	Baker Hughes, A Ge	D	-2.90	0.20	EP	El Paso Corporation	A	2.27	0.20
2012-03-01	FE	Firstenergy	C	-1.84	0.70	NI	Nisource	A	2.51	0.70
2012-03-01	ORCL	Oracle	D	-2.86	1.30	MU	Micron Technology	A	2.34	1.30
2012-03-01	PBI	Pitney Bowes	D	-2.88	0.10	QCOM	Qualcomm	A	2.33	0.10
2012-03-01	PPL	Ppl	C	-1.84	0.10	AES	Aes	A	2.24	0.10
2012-03-01	AMZN	Amazon.com	C	-1.88	0.60	WFM	Whole Foods Market	A	3.00	0.60
2012-03-01	UN	Unilever	C	-1.84	0.30	MJN	Mead Johnson Nutrition	A	2.50	0.30
2012-03-01	SIEGY	Siemens Adr	D	-2.89	0.10	GR	Goodrich	A	2.79	0.10
2012-03-01	GS	Goldman Sachs	D	-2.88	1.20	PSA	Public Storage	A	2.47	1.20
2012-03-01	POT	Potash Corporation Of Saskatchewan	D	-2.87	0.30	DLTR	Dollar Tree	A	3.00	0.30
2012-03-01	CAH	Cardinal Health	D	-2.85	1.30	CMG	Chipotle Mexican Grill	A	3.00	1.30
2012-03-01	C	Citigroup	D	-2.89	0.20	MA	Mastercard	A	2.36	0.20
2012-03-01	EXC	Exelon	D	-2.86	0.50	OKE	Oneok	A	2.21	0.50
2012-03-01	BHGE	Baker Hughes, A Ge	D	-2.89	0.20	DNR	Denbury Resources	A	2.31	0.20
2012-04-02	CSX	Csx	C	-1.83	0.80	GR	Goodrich	A	2.79	0.80
2012-04-02	JCI	Johnson Controls	C	-1.84	0.80	MJN	Mead Johnson Nutrition	A	2.54	0.80
2012-04-02	PPL	Ppl	C	-1.84	0.10	NI	Nisource	A	2.52	0.10
2012-04-02	EXC	Exelon	D	-2.86	0.50	AES	Aes	A	2.23	0.50
2012-04-02	RDS.B	Royal Dutch Shell Adr	C	-1.84	3.80	EP	El Paso Corporation	A	2.30	3.80
2012-04-02	BHGE	Baker Hughes, A Ge	D	-2.91	0.20					
2012-05-01	CSX	Csx	C	-1.83	0.80	GR	Goodrich	A	2.79	0.80
2012-05-01	JCI	Johnson Controls	C	-1.84	0.80	FOSL	Fossil	A	3.00	0.80
2012-05-01	NUE	Nucor	C	-1.86	0.60	EMN	Eastman Chemical	A	2.26	0.60
2012-05-01	PPL	Ppl	C	-1.85	0.10	NI	Nisource	A	2.54	0.10
2012-05-01	POT	Potash Corporation Of Saskatchewan	D	-2.85	0.30	WFM	Whole Foods Market	A	3.00	0.30
2012-05-01	EXC	Exelon	D	-2.86	0.50	CMS	Cms Energy	A	2.23	0.50
2012-05-01	RDS.B	Royal Dutch Shell Adr	C	-1.84	3.90	SUN	Sunoco	A	2.33	3.90
2012-05-01	RDS.A	Royal Dutch Shell Adr	C	-1.84	0.10	WMB	Williams Companies	A	2.30	0.10
2012-05-01	BHGE	Baker Hughes, A Ge	D	-2.91	0.20					
2012-06-01	HES	Hess	D	-2.89	0.20	SUN	Sunoco	A	2.31	0.20
2012-06-01	CAT	Caterpillar	C	-1.88	0.50	GR	Goodrich	A	2.79	0.50
2012-06-01	CSX	Csx	C	-1.85	0.80	SHW	Sherwin-williams	A	2.30	0.80
2012-06-01	EMR	Emerson Electric	D	-2.86	0.70	ROP	Roper Technologies	A	2.30	0.70
2012-06-01	ETN	Eaton	C	-1.87	0.60	MAS	Masco	A	2.29	0.60
2012-06-01	JCI	Johnson Controls	C	-1.86	0.80	FOSL	Fossil	A	3.00	0.80
2012-06-01	LLTC	Linear Technology	C	-1.86	0.50	QCOM	Qualcomm	A	2.29	0.50
2012-06-01	MCD	Mcdonald's	C	-1.86	2.20	WFM	Whole Foods Market	A	3.00	2.20
2012-06-01	NSC	Norfolk Southern	D	-2.86	0.70	CBE	Cooper Industries	A	2.26	0.70
2012-06-01	NUE	Nucor	C	-1.87	0.60	PPG	Ppg Industries	A	2.23	0.60
2012-06-01	ORCL	Oracle	D	-2.86	1.60	AKAM	Akamai Technologies	A	2.25	1.60
2012-06-01	COP	Conocophillips	D	-2.86	1.20	WMB	Williams Companies	A	2.25	1.20
2012-06-01	PG	Procter & Gamble	C	-1.85	1.90	MJN	Mead Johnson Nutrition	A	2.50	1.90
2012-06-01	PH	Parker-hannifin	C	-1.86	0.40	IR	Ingersoll-rand	A	2.25	0.40
2012-06-01	PPL	Ppl	D	-2.85	0.10	NI	Nisource	A	2.52	0.10
2012-06-01	SLB	Schlumberger	D	-2.87	0.90	XOM	Exxon Mobil	A	2.23	0.90
2012-06-01	UTX	United Technologies	C	-1.86	1.30	TXT	Textron	A	2.25	1.30

Date	Ticker	Name	R	SM	W (%)	Ticker	Name	R	SM	W (%)
2012-06-01	SIEGY	Siemens Adr	D	-2.87	0.10	PKI	Perkinelmer	A	2.25	0.10
2012-06-01	PXD	Pioneer Natural Resources	C	-1.87	0.70	KMI	Kinder Morgan	A	2.23	0.70
2012-06-01	MRO	Marathon Oil	C	-1.89	0.10	TSO	Tesoro	A	2.21	0.10
2012-06-01	POT	Corporation Of Saskatchewan	D	-2.86	0.30	ALXN	Alexion Pharmaceuticals	A	2.89	0.30
2012-06-01	C	Citigroup	C	-1.89	0.20	PSA	Public Storage	A	2.46	0.20
2012-06-01	EXC	Exelon	D	-2.87	0.50	CMS	Cms Energy	A	2.22	0.50
2012-06-01	CVX	Chevron	C	-1.86	5.90	RRC	Range Resources	A	2.17	5.90
2012-06-01	RDS.B	Royal Dutch Shell Adr	D	-2.86	3.70	CMG	Chipotle Mexican Grill	A	3.00	3.70
2012-06-01	RDS.A	Royal Dutch Shell Adr	D	-2.86	0.10	DLTR	Dollar Tree	A	3.00	0.10
2012-06-01	BHGE	Baker Hughes, A Ge	D	-2.92	0.20					
2012-07-02	HES	Hess	D	-2.89	0.20	SUN	Sunoco	A	2.32	0.20
2012-07-02	APD	Air Products & Chemicals	D	-2.86	0.40	CF	Cf Industries	A	2.25	0.40
2012-07-02	AVP	Avon Products	D	-2.88	0.30	MNST	Monster Beverage	A	3.00	0.30
2012-07-02	CAT	Caterpillar	D	-2.88	0.50	GR	Goodrich	A	2.80	0.50
2012-07-02	EMR	Emerson Electric	D	-2.86	0.70	MAS	Masco	A	2.34	0.70
2012-07-02	ETN	Eaton	D	-2.88	0.80	SHW	Sherwin-williams	A	2.32	0.80
2012-07-02	GD	General Dynamics	D	-2.85	0.40	ROP	Roper Technologies	A	2.30	0.40
2012-07-02	IBM	IBM	C	-1.84	0.20	AKAM	Akamai Technologies	A	2.28	0.20
2012-07-02	JCI	Johnson Controls	D	-2.87	0.70	MJN	Mead Johnson Nutrition	A	2.51	0.70
2012-07-02	COL	Rockwell Collins	D	-2.86	0.50	TXT	Textron	A	2.27	0.50
2012-07-02	DGX	Quest Diagnostics	C	-1.84	0.40	ALXN	Alexion Pharmaceuticals	A	3.00	0.40
2012-07-02	LLTC	Linear Technology	C	-1.85	0.50	CTXS	Citrix Systems	A	2.27	0.50
2012-07-02	MCD	Mcdonald's	C	-1.86	0.70	WFM	Whole Foods Market	A	3.00	0.70
2012-07-02	NUE	Nucor	C	-1.86	0.60	FMC	Fmc	A	2.24	0.60
2012-07-02	COP	Conocophillips	D	-2.85	0.90	WMB	Williams Companies	A	2.25	0.90
2012-07-02	PG	Procter & Gamble	C	-1.85	1.20	PHM	Pultegroup	A	2.51	1.20
2012-07-02	PH	Parker-hannifin	C	-1.86	0.40	IR	Ingersoll-rand	A	2.27	0.40
2012-07-02	PPL	Ppl	D	-2.84	0.10	NI	Nisource	A	2.53	0.10
2012-07-02	SCHW	Charles Schwab	C	-1.86	0.10	PSA	Public Storage	A	2.50	0.10
2012-07-02	SLB	Schlumberger	D	-2.86	0.70	XOM	Exxon Mobil	A	2.25	0.70
2012-07-02	UTX	United Technologies	D	-2.86	1.30	CBE	Cooper Industries	A	2.26	1.30
2012-07-02	SIEGY	Siemens Adr	D	-2.87	0.10		Fidelity National Information Services	A	2.25	0.10
2012-07-02	PXD	Pioneer Natural Resources	C	-1.88	0.70	TSO	Tesoro	A	2.23	0.70
2012-07-02	GS	Goldman Sachs	C	-1.87	0.90	MA	Mastercard	A	2.38	0.90
2012-07-02	MRO	Marathon Oil	D	-2.88	0.10	RRC	Range Resources	A	2.19	0.10
2012-07-02	JPM	Jpmorgan Chase	C	-1.87	0.60	RF	Regions Financial	A	2.38	0.60
2012-07-02	MCO	Moody's	C	-1.86	0.20	V	Visa	A	2.32	0.20
2012-07-02	AET	Aetna	C	-1.87	0.20	BIIB	Biogen	A	2.53	0.20
2012-07-02	C	Citigroup	C	-1.88	0.30	EFX	Equifax	A	2.27	0.30
2012-07-02	HON	Honeywell International	C	-1.85	0.00	TSS	Total System Services	A	2.25	0.00
2012-07-02	EXC	Exelon	D	-2.86	0.60	SRE	Sempra Energy	A	2.23	0.60
2012-07-02	CVX	Chevron	C	-1.84	5.90	COG	Cabot Oil & Gas	B	1.21	5.90
2012-07-02	RDS.B	Royal Dutch Shell Adr	D	-2.85	3.70	EQT	Eqt	B	1.20	3.70
2012-07-02	RDS.A	Royal Dutch Shell Adr	D	-2.85	0.10	VLO	Valero Energy	B	1.20	0.10
2012-07-02	GOOGL	Alphabet	C	-1.86	0.40	VRSN	Verisign	A	2.26	0.40
2012-08-01	HES	Hess	D	-2.88	0.20	SUN	Sunoco	A	2.32	0.20
2012-08-01	APD	Air Products & Chemicals	D	-2.85	0.40	CF	Cf Industries	A	2.25	0.40
2012-08-01	AVP	Avon Products	D	-2.88	0.30	PHM	Pultegroup	A	2.52	0.30
2012-08-01	CAT	Caterpillar	D	-2.88	0.40	SHW	Sherwin-williams	A	2.32	0.40
2012-08-01	CB	Chubb Corp	C	-1.84	0.30	PSA	Public Storage	A	2.52	0.30
2012-08-01	DD	E.i. Du Pont De Nemours	C	-1.85	0.40	PPG	Ppg Industries	A	2.25	0.40
2012-08-01	DOW	Dow Chemical	C	-1.86	1.90	FMC	Fmc	A	2.24	1.90



Date	Ticker	Name	R	SM	W (%)	Ticker	Name	R	SM	W (%)
2012-08-01	EMR	Emerson Electric	D	-2.85	0.70	ROP	Roper Technologies	A	2.31	0.70
2012-08-01	ETN	Eaton	D	-2.86	0.90	MAS	Masco	A	2.29	0.90
2012-08-01	GD	General Dynamics	D	-2.86	0.40	TXT	Textron	A	2.28	0.40
2012-08-01	IBM	IBM	C	-1.84	0.20	AKAM	Akamai Technologies	A	2.31	0.20
2012-08-01	ITW	Illinois Tool Works	C	-1.85	0.30	CBE	Cooper Industries	A	2.27	0.30
2012-08-01	JCI	Johnson Controls	D	-2.88	0.60	MJN	Mead Johnson Nutrition	A	2.46	0.60
2012-08-01	COL	Rockwell Collins	D	-2.86	0.50	IR	Ingersoll-rand	A	2.26	0.50
2012-08-01	LLTC	Linear Technology	C	-1.84	0.50	VRSN	Verisign	A	2.27	0.50
2012-08-01	MCD	Mcdonald's	C	-1.85	0.70	WFM	Whole Foods Market	A	3.00	0.70
2012-08-01	NUE	Nucor	C	-1.86	0.60	ECL	Ecolab	A	2.23	0.60
2012-08-01	PG	Procter & Gamble	C	-1.84	1.20	LEN	Lennar	A	2.38	1.20
2012-08-01	PH	Parker-hannifin	C	-1.85	0.40	CTAS	Cintas	A	2.25	0.40
2012-08-01	PNC	Pnc Financial Services	C	-1.85	0.40	RF	Regions Financial	A	2.38	0.40
2012-08-01	SCHW	Charles Schwab	C	-1.87	0.10	MA	Mastercard	A	2.37	0.10
2012-08-01	SIAL	Sigma Aldrich	C	-1.85	0.00	MOS	The Mosaic	A	2.21	0.00
2012-08-01	UN	Unilever	C	-1.83	0.40	DHI	D.r. Horton	A	2.34	0.40
2012-08-01	UTX	United Technologies	D	-2.86	1.20	PKI	Perkinelmer	A	2.24	1.20
2012-08-01	SIEGY	Siemens Adr	D	-2.87	0.10	TYC	Tyco International	A	2.24	0.10
2012-08-01	PXD	Pioneer Natural Resources	C	-1.87	0.70	MPC	Marathon Petroleum	A	2.29	0.70
2012-08-01	GS	Goldman Sachs	D	-2.87	1.00	V	Visa	A	2.32	1.00
2012-08-01	MRO	Marathon Oil	D	-2.87	0.10	WMB	Williams Companies	A	2.28	0.10
2012-08-01	PX	Praxair	C	-1.85	0.60	EMN	Eastman Chemical	A	2.20	0.60
2012-08-01	JPM	Jpmorgan Chase	C	-1.87	0.50	CCI	Crown Castle Intl Corp	A	2.26	0.50
2012-08-01	MCO	Moody's	C	-1.84	0.20	EFX	Equifax	A	2.26	0.20
2012-08-01	AET	Aetna	C	-1.88	0.20	ALXN	Alexion Pharmaceuticals	A	3.00	0.20
2012-08-01	C	Citigroup	D	-2.88	0.30	DFS	Discover Financial Services	A	2.26	0.30
2012-08-01	HON	Honeywell International	C	-1.84	0.00	TSS	Total System Services	A	2.24	0.00
2012-08-01	NGG	National Grid Adr	C	-1.84	0.80	NI	Nisource	A	2.54	0.80
2012-08-01	RDS.B	Royal Dutch Shell Adr	C	-1.84	3.70	XOM	Exxon Mobil	A	2.26	3.70
2012-08-01	GOOGL	Alphabet	C	-1.84	0.50	WDC	Western Digital	A	2.27	0.50
2012-09-03	HES	Hess	D	-2.87	0.20	TSO	Tesoro	A	2.36	0.20
2012-09-03	AVP	Avon Products	D	-2.88	0.30	PHM	Pultegroup	A	2.64	0.30
2012-09-03	BA	Boeing	C	-1.85	3.00	SHW	Sherwin-williams	A	2.34	3.00
2012-09-03	CAT	Caterpillar	D	-2.88	0.50	MAS	Masco	A	2.34	0.50
2012-09-03	CB	Chubb Corp	C	-1.83	0.30	PSA	Public Storage	A	2.50	0.30
2012-09-03	DD	E.i. Du Pont De Nemours	C	-1.85	0.40	CF	Cf Industries	A	2.27	0.40
2012-09-03	DOW	Dow Chemical	C	-1.86	1.90	PPG	Ppg Industries	A	2.25	1.90
2012-09-03	GD	General Dynamics	D	-2.85	0.40	ROP	Roper Technologies	A	2.31	0.40
2012-09-03	IBM	IBM	C	-1.84	0.20	AKAM	Akamai Technologies	A	2.34	0.20
2012-09-03	JCI	Johnson Controls	D	-2.86	0.70	MJN	Mead Johnson Nutrition	A	2.47	0.70
2012-09-03	COL	Rockwell Collins	D	-2.86	0.50	TXT	Textron	A	2.29	0.50
2012-09-03	MCD	Mcdonald's	D	-2.85	0.70	WFM	Whole Foods Market	A	3.00	0.70
2012-09-03	PH	Parker-hannifin	C	-1.85	0.40	IR	Ingersoll-rand	A	2.29	0.40
2012-09-03	PNC	Pnc Financial Services	C	-1.85	0.40	RF	Regions Financial	A	2.38	0.40
2012-09-03	SCHW	Charles Schwab	C	-1.85	0.10	MA	Mastercard	A	2.37	0.10
2012-09-03	PXD	Pioneer Natural Resources	C	-1.86	0.70	MPC	Marathon Petroleum	A	2.32	0.70
2012-09-03	PX	Praxair	C	-1.85	0.60	FMC	Fmc	A	2.24	0.60
2012-09-03	JPM	Jpmorgan Chase	C	-1.87	0.60	V	Visa	A	2.33	0.60
2012-09-03	AET	Aetna	C	-1.87	0.20	ALXN	Alexion Pharmaceuticals	A	3.00	0.20
2012-09-03	HON	Honeywell International	C	-1.84	0.00	CBE	Cooper Industries	A	2.27	0.00
2012-10-01	AVP	Avon Products	D	-2.88	0.50	PHM	Pultegroup	A	2.72	0.50
2012-10-01	BA	Boeing	C	-1.85	3.50	MAS	Masco	A	2.37	3.50



Date	Ticker	Name	R	SM	W (%)	Ticker	Name	R	SM	W (%)
2012-10-01	CMI	Cummins	C	-1.88	0.20	SHW	Sherwin-williams	A	2.36	0.20
2012-10-01	DOW	Dow Chemical	C	-1.86	1.40	CF	Cf Industries	A	2.29	1.40
2012-10-01	DUK	Duke Energy	C	-1.85	0.50	NI	Nisource	A	2.54	0.50
2012-10-01	JCI	Johnson Controls	D	-2.86	0.70	MJN	Mead Johnson Nutrition	A	2.46	0.70
2012-10-01	PCP	Precision Castparts	D	-2.85	0.00	ROP	Roper Technologies	A	2.33	0.00
2012-10-01	PX	Praxair	C	-1.85	0.60	PPG	Ppg Industries	A	2.26	0.60
2012-10-01	CAH	Cardinal Health	D	-2.85	1.10	WFM	Whole Foods Market	A	3.00	1.10
2012-11-01	AXP	American Express	C	-1.84	2.40	MA	Mastercard	A	2.41	2.40
2012-11-01	BA	Boeing	C	-1.85	3.60	MAS	Masco	A	2.39	3.60
2012-11-01	CSX	Csx	C	-1.85	0.70	SHW	Sherwin-williams	A	2.34	0.70
2012-11-01	CMI	Cummins	C	-1.87	0.20	ROP	Roper Technologies	A	2.33	0.20
2012-11-01	D	Dominion Resources	C	-1.84	0.70	NI	Nisource	A	2.54	0.70
2012-11-01	DOW	Dow Chemical	C	-1.86	1.40	PPG	Ppg Industries	A	2.28	1.40
2012-11-01	DUK	Duke Energy	C	-1.84	0.50	NRG	Nrg Energy	A	2.25	0.50
2012-11-01	JCI	Johnson Controls	D	-2.87	0.70	PHM	Pultegroup	A	2.84	0.70
2012-11-01	KO	Coca-cola	C	-1.85	2.00	LEN	Lennar	A	2.50	2.00
2012-11-01	NSC	Norfolk Southern	D	-2.86	1.30	PKI	Perkinelmer	A	2.30	1.30
2012-11-01	TXN	Texas Instruments	D	-2.86	1.10	AKAM	Akamai Technologies	A	2.34	1.10
2012-11-01	WM	Waste Management	C	-1.85	1.00	IR	Ingersoll-rand	A	2.30	1.00
2012-11-01	ENB	Enbridge	C	-1.84	0.50	WFM	Whole Foods Market	A	3.00	0.50
2012-11-01	PX	Praxair	C	-1.84	0.60	CF	Cf Industries	A	2.27	0.60
2012-11-01	POT	Corporation Of Saskatchewan	D	-2.85	0.70	AZO	Autozone	A	2.54	0.70
2012-11-01	BMJ	Bristol-myers Squibb	C	-1.85	1.40	ALXN	Alexion Pharmaceuticals	A	2.94	1.40
2012-11-01	EXC	Exelon	D	-2.86	0.60	OKE	Oneok	A	2.24	0.60
2012-12-03	AAPL	Apple	C	-1.86	1.90	AKAM	Akamai Technologies	A	2.32	1.90
2012-12-03	HES	Hess	C	-1.84	0.20	FSLR	First Solar	A	2.39	0.20
2012-12-03	AXP	American Express	C	-1.85	2.40	MA	Mastercard	A	2.42	2.40
2012-12-03	BA	Boeing	C	-1.84	3.80	MAS	Masco	A	2.40	3.80
2012-12-03	CAT	Caterpillar	D	-2.85	0.40	SHW	Sherwin-williams	A	2.36	0.40
2012-12-03	CSX	Csx	D	-2.86	0.70	ROP	Roper Technologies	A	2.34	0.70
2012-12-03	CMI	Cummins	D	-2.87	0.20	IR	Ingersoll-rand	A	2.30	0.20
2012-12-03	D	Dominion Resources	C	-1.85	0.70	NI	Nisource	A	2.52	0.70
2012-12-03	DD	E.i. Du Pont De Nemours	D	-2.86	0.40	PPG	Ppg Industries	A	2.28	0.40
2012-12-03	DOW	Dow Chemical	D	-2.86	1.40	CF	Cf Industries	A	2.27	1.40
2012-12-03	DUK	Duke Energy	C	-1.85	0.50	NRG	Nrg Energy	A	2.25	0.50
2012-12-03	JCI	Johnson Controls	D	-2.86	0.70	PHM	Pultegroup	A	2.80	0.70
2012-12-03	KO	Coca-cola	C	-1.85	2.10	LEN	Lennar	A	2.49	2.10
2012-12-03	NSC	Norfolk Southern	D	-2.87	1.30	PKI	Perkinelmer	A	2.30	1.30
2012-12-03	PH	Parker-hannifin	C	-1.84	0.40	VMC	Vulcan Materials Co	A	2.27	0.40
2012-12-03	PNC	Pnc Financial Services	C	-1.86	0.30	V	Visa	A	2.38	0.30
2012-12-03	SCHW	Charles Schwab	C	-1.85	0.10	BAC	Bank Of America	A	2.33	0.10
2012-12-03	SLB	Schlumberger	C	-1.85	0.40	TSO	Tesoro	A	2.38	0.40
2012-12-03	WFC	Wells Fargo	C	-1.85	3.30	EFX	Equifax	A	2.30	3.30
2012-12-03	WM	Waste Management	D	-2.85	1.00	PWR	Quanta Services	A	2.27	1.00
2012-12-03	POT	Corporation Of Saskatchewan	D	-2.86	0.60	BIIB	Biogen	A	2.54	0.60
2012-12-03	IMO	Imperial Oil	C	-1.85	0.10	AZO	Autozone	A	2.54	0.10
2012-12-03	CAH	Cardinal Health	D	-2.84	1.20	WFM	Whole Foods Market	A	3.00	1.20
2012-12-03	PEP	Pepsico	C	-1.84	1.20	DHI	D.r. Horton	A	2.38	1.20
2012-12-03	BMJ	Bristol-myers Squibb	C	-1.85	1.40	ALXN	Alexion Pharmaceuticals	A	2.97	1.40
2012-12-03	EXC	Exelon	D	-2.88	0.50	OKE	Oneok	A	2.23	0.50
2012-12-03	RDS.B	Royal Dutch Shell Adr	C	-1.85	3.60	MPC	Marathon Petroleum	A	2.37	3.60
2012-12-03	RDS.A	Royal Dutch Shell Adr	C	-1.85	0.10	WMB	Williams Companies	A	2.28	0.10

Date	Ticker	Name	R	SM	W (%)	Ticker	Name	R	SM	W (%)
2013-01-01	AAPL	Apple	C	-1.87	0.80	AKAM	Akamai Technologies	A	2.37	0.80
2013-01-01	HES	Hess	C	-1.83	0.20	FSLR	First Solar	A	2.44	0.20
2013-01-01	AVP	Avon Products	D	-2.86	0.60	PHM	Pultegroup	A	2.85	0.60
2013-01-01	CAT	Caterpillar	D	-2.84	1.30	MAS	Masco	A	2.40	1.30
2013-01-01	CSX	Csx	D	-2.86	0.40	SHW	Sherwin-williams	A	2.37	0.40
2013-01-01	D	Dominion Resources	C	-1.84	0.40	NI	Nisource	A	2.53	0.40
2013-01-01	DD	E.i. Du Pont De Nemours	D	-2.86	0.40	PPG	Ppg Industries	A	2.31	0.40
2013-01-01	GE	General Electric	C	-1.85	1.80	ROP	Roper Technologies	A	2.34	1.80
2013-01-01	JCI	Johnson Controls	D	-2.85	0.80	LEN	Lennar	A	2.51	0.80
2013-01-01	KO	Coca-cola	C	-1.85	2.00	DHI	D.r. Horton	A	2.39	2.00
2013-01-01	DGX	Quest Diagnostics	C	-1.85	0.40	ALXN	Alexion Pharmaceuticals	A	2.96	0.40
2013-01-01	MSFT	Microsoft	D	-2.86	1.80	CSC	Computer Sciences	A	2.30	1.80
2013-01-01	NSC	Norfolk Southern	D	-2.86	0.30	PKI	Perkinelmer	A	2.30	0.30
2013-01-01	PCG	Pg&e	D	-2.86	1.50	NRG	Nrg Energy	A	2.27	1.50
2013-01-01	PNC	Pnc Financial Services	D	-2.85	0.30	MA	Mastercard	A	2.43	0.30
2013-01-01	SLB	Schlumberger	C	-1.85	0.40	TSO	Tesoro	A	2.40	0.40
2013-01-01	SO	Southern	D	-2.85	0.10	SRE	Sempra Energy	A	2.24	0.10
2013-01-01	WFC	Wells Fargo	C	-1.84	3.40	BAC	Bank Of America	A	2.39	3.40
2013-01-01	POT	Potash	D	-2.85	0.70	AZO	Autozone	A	2.51	0.70
2013-01-01	IMO	Corporation Of Saskatchewan Imperial Oil	D	-2.85	0.10	CBS	Cbs	A	2.48	0.10
2013-01-01	PEP	Pepsico	C	-1.84	1.20	STZ	Constellation Brands	A	2.33	1.20
2013-01-01	BMJ	Bristol-myers Squibb	C	-1.85	1.50	BIIB	Biogen	A	2.53	1.50
2013-01-01	EXC	Exelon	D	-2.87	0.50	NEE	Nextera Energy	A	2.23	0.50
2013-01-01	RDS.B	Royal Dutch Shell Adr	C	-1.84	3.70	MPC	Marathon Petroleum	A	2.39	3.70
2013-01-01	RDS.A	Royal Dutch Shell Adr	C	-1.84	0.10	WMB	Williams Companies	A	2.29	0.10
2013-01-01	MDLZ	Mondelez International	D	-2.87	0.50	DLPH	Delphi Automotive	A	2.32	0.50
2013-02-01	AAPL	Apple	D	-2.89	0.70	AKAM	Akamai Technologies	A	2.37	0.70
2013-02-01	FE	Firstenergy	D	-2.87	1.40	NI	Nisource	A	2.58	1.40
2013-02-01	DD	E.i. Du Pont De Nemours	D	-2.85	0.40	PPG	Ppg Industries	A	2.32	0.40
2013-02-01	GE	General Electric	C	-1.84	1.80	MAS	Masco	A	2.45	1.80
2013-02-01	KO	Coca-cola	C	-1.85	2.00	PHM	Pultegroup	A	2.96	2.00
2013-02-01	DGX	Quest Diagnostics	D	-2.85	0.30	ALXN	Alexion Pharmaceuticals	A	3.00	0.30
2013-02-01	MRK	Merck & Co	C	-1.85	4.20	BIIB	Biogen	A	2.57	4.20
2013-02-01	MSFT	Microsoft	D	-2.86	1.80	CSC	Computer Sciences	A	2.32	1.80
2013-02-01	NOC	Northrop Grumman	C	-1.85	1.40	SHW	Sherwin-williams	A	2.39	1.40
2013-02-01	PCG	Pg&e	D	-2.85	1.50	NRG	Nrg Energy	A	2.28	1.50
2013-02-01	SO	Southern	D	-2.85	0.10	SRE	Sempra Energy	A	2.25	0.10
2013-02-01	VFC	Vf	C	-1.85	1.10	LEN	Lennar	A	2.54	1.10
2013-02-01	WFC	Wells Fargo	C	-1.84	3.40	MA	Mastercard	A	2.45	3.40
2013-02-01	IMO	Imperial Oil	C	-1.85	0.10	CBS	Cbs	A	2.53	0.10
2013-02-01	VZ	Verizon Communications	C	-1.84	3.60	S	Sprint Nextel	A	2.45	3.60
2013-02-01	EXC	Exelon	D	-2.87	0.50	NEE	Nextera Energy	A	2.24	0.50
2013-02-01	MDLZ	Mondelez International	D	-2.86	0.60	DHI	D.r. Horton	A	2.46	0.60
2013-03-01	AAPL	Apple	D	-2.90	0.60	CSC	Computer Sciences	A	2.36	0.60
2013-03-01	FE	Firstenergy	D	-2.87	1.30	NI	Nisource	A	2.59	1.30
2013-03-01	TEC	Technip	D	-2.85	0.50	NFLX	Netflix	A	2.59	0.50
2013-03-01	DD	E.i. Du Pont De Nemours	D	-2.85	0.40	PPG	Ppg Industries	A	2.31	0.40
2013-03-01	DGX	Quest Diagnostics	D	-2.86	0.30	ALXN	Alexion Pharmaceuticals	A	2.88	0.30
2013-03-01	MRK	Merck & Co	C	-1.85	4.20	BIIB	Biogen	A	2.61	4.20
2013-03-01	MSFT	Microsoft	D	-2.86	1.80	AKAM	Akamai Technologies	A	2.33	1.80
2013-03-01	NOC	Northrop Grumman	C	-1.85	1.40	MAS	Masco	A	2.46	1.40
2013-03-01	SO	Southern	D	-2.85	0.10	NRG	Nrg Energy	A	2.28	0.10

Date	Ticker	Name	R	SM	W (%)	Ticker	Name	R	SM	W (%)
2013-03-01	TEVA	Teva Pharmaceutical Industries Adr	D	-2.85	0.10	THC	Tenet Healthcare	A	2.37	0.10
2013-03-01	IMO	Imperial Oil	D	-2.85	0.10	CBS	Cbs	A	2.55	0.10
2013-03-01	EXC	Exelon	D	-2.87	0.50	SRE	Sempra Energy	A	2.26	0.50
2013-03-01	MDLZ	Mondelez International	D	-2.86	0.60	PHM	Pultegroup	A	2.91	0.60
2013-04-01	AAPL	Apple	D	-2.90	0.40	CSC	Computer Sciences	A	2.36	0.40
2013-04-01	FE	Firstenergy	D	-2.86	1.30	NI	Nisource	A	2.62	1.30
2013-04-01	TEC	Technip	D	-2.85	0.50	NFLX	Netflix	A	2.57	0.50
2013-04-01	DD	E.i. Du Pont De Nemours	D	-2.84	0.30	PPG	Ppg Industries	A	2.31	0.30
2013-04-01	DGX	Quest Diagnostics	D	-2.85	0.30	ALXN	Alexion Pharmaceuticals	A	2.97	0.30
2013-04-01	MRK	Merck & Co	C	-1.85	3.90	BIIB	Biogen	A	2.70	3.90
2013-04-01	RTN	Raytheon	C	-1.84	0.20	MAS	Masco	A	2.48	0.20
2013-04-01	IMO	Imperial Oil	D	-2.85	0.00	MPC	Marathon Petroleum	A	2.55	0.00
2013-04-01	MDLZ	Mondelez International	D	-2.85	0.20	PHM	Pultegroup	A	2.95	0.20
2013-05-01	AAPL	Apple	D	-2.90	0.40	CSC	Computer Sciences	A	2.34	0.40
2013-05-01	CAT	Caterpillar	D	-2.86	1.50	MAS	Masco	A	2.49	1.50
2013-05-01	TEC	Technip	D	-2.85	0.50	PHM	Pultegroup	A	2.98	0.50
2013-05-01	CMI	Cummins	C	-1.86	0.20	SHW	Sherwin-williams	A	2.43	0.20
2013-05-01	DE	Deere	C	-1.85	0.20	ROP	Roper Technologies	A	2.36	0.20
2013-05-01	DOW	Dow Chemical	C	-1.84	1.20	PPG	Ppg Industries	A	2.33	1.20
2013-05-01	DGX	Quest Diagnostics	D	-2.84	0.30	ALXN	Alexion Pharmaceuticals	A	2.98	0.30
2013-05-01	COP	Conocophillips	C	-1.84	0.70	FSLR	First Solar	A	2.65	0.70
2013-05-01	AMZN	Amazon.com	C	-1.85	1.40	NFLX	Netflix	A	2.66	1.40
2013-05-01	IMO	Imperial Oil	D	-2.86	0.00	BIIB	Biogen	A	2.77	0.00
2013-05-01	RDS.B	Royal Dutch Shell Adr	D	-2.84	3.20	TSO	Tesoro	A	2.47	3.20
2013-05-01	RDS.A	Royal Dutch Shell Adr	D	-2.84	0.10	MPC	Marathon Petroleum	A	2.45	0.10
2013-06-03	AAPL	Apple	D	-2.89	0.40	MU	Micron Technology	A	2.36	0.40
2013-06-03	CMI	Cummins	C	-1.84	0.20	KSU	Kansas City Southern	A	2.56	0.20
2013-06-03	DE	Deere	C	-1.85	0.20	MAS	Masco	A	2.50	0.20
2013-06-03	AMZN	Amazon.com	C	-1.84	1.40	NFLX	Netflix	A	2.69	1.40
2013-06-03	TEVA	Teva Pharmaceutical Industries Adr	D	-2.84	0.10	ALXN	Alexion Pharmaceuticals	A	2.97	0.10
2013-06-03	IMO	Imperial Oil	D	-2.86	0.00	PHM	Pultegroup	A	3.00	0.00
2013-07-01	AAPL	Apple	D	-2.90	0.40					
2013-07-01	TD	The Toronto-dominion Bank	C	-1.84	0.10	PHM	Pultegroup	A	2.90	0.10
2013-07-01	CAT	Caterpillar	D	-2.85	1.70	KSU	Kansas City Southern	A	2.56	1.70
2013-07-01	DE	Deere	C	-1.86	0.20	MAS	Masco	A	2.49	0.20
2013-07-01	ORCL	Oracle	C	-1.86	0.10	MU	Micron Technology	A	2.43	0.10
2013-07-01	EW	Edwards Lifesciences	D	-2.90	0.20	ALXN	Alexion Pharmaceuticals	A	2.98	0.20
2013-07-01	SIEGY	Siemens Adr	C	-1.85	0.10	SHW	Sherwin-williams	A	2.43	0.10
2013-07-01	TEVA	Teva Pharmaceutical Industries Adr	D	-2.84	0.10	BIIB	Biogen	A	2.79	0.10
2013-08-01	AAPL	Apple	D	-2.89	0.40	MU	Micron Technology	A	2.41	0.40
2013-08-01	FE	Firstenergy	D	-2.85	1.10	NI	Nisource	A	2.66	1.10
2013-08-01	CAT	Caterpillar	D	-2.84	1.60	KSU	Kansas City Southern	A	2.57	1.60
2013-08-01	DE	Deere	C	-1.85	0.20	MAS	Masco	A	2.51	0.20
2013-08-01	ORCL	Oracle	C	-1.85	0.10	HPQ	Hewlett-Packard	A	2.37	0.10
2013-08-01	EW	Edwards Lifesciences	D	-2.89	0.20	ALXN	Alexion Pharmaceuticals	A	3.00	0.20
2013-08-01	T	At&t	C	-1.85	1.80	REGN	Regeneron Pharmaceuticals	A	2.93	1.80
2013-08-01	POT	Potash Corporation Of Saskatchewan	D	-2.89	0.30	BIIB	Biogen	A	2.79	0.30
2013-08-01	RDS.B	Royal Dutch Shell Adr	D	-2.84	3.00	FSLR	First Solar	A	2.68	3.00
2013-09-02	FE	Firstenergy	D	-2.86	1.10	NI	Nisource	A	2.62	1.10

Date	Ticker	Name	R	SM	W (%)	Ticker	Name	R	SM	W (%)
2013-09-02	CAT	Caterpillar	D	-2.84	1.70	KSU	Kansas City Southern	A	2.54	1.70
2013-09-02	CB	Chubb Corp	C	-1.85	0.40	MA	Mastercard	A	2.53	0.40
2013-09-02	DE	Deere	C	-1.85	0.20	ROP	Roper Technologies	A	2.38	0.20
2013-09-02	HMC	Honda Motor Adr	C	-1.86	0.00	STZ	Constellation Brands	A	2.50	0.00
2013-09-02	KO	Coca-cola	C	-1.85	1.80	DLPH	Delphi Automotive	A	2.47	1.80
2013-09-02	DGX	Quest Diagnostics	C	-1.85	0.30	ALXN	Alexion Pharmaceuticals	A	3.00	0.30
2013-09-02	ORCL	Oracle	C	-1.85	0.10	MU	Micron Technology	A	2.41	0.10
2013-09-02	PCG	Pg&e	C	-1.86	1.30	NRG	Nrg Energy	A	2.31	1.30
2013-09-02	T	At&t	D	-2.86	1.80	FTR	Frontier Communications	A	2.19	1.80
2013-09-02	UN	Unilever	C	-1.85	0.50	EA	Electronic Arts	A	2.41	0.50
2013-09-02	WMT	Wal-mart Stores	C	-1.85	0.60	NFLX	Netflix	A	2.88	0.60
2013-09-02	ENB	Enbridge Potash	C	-1.85	1.20	BIIB	Biogen	A	2.77	1.20
2013-09-02	POT	Corporation Of Saskatchewan	D	-2.88	0.30	GME	Gamestop Corp New	A	2.53	0.30
2013-09-02	VZ	Verizon Communications	C	-1.85	2.80	REGN	Regeneron Pharmaceuticals	A	2.81	2.80
2013-09-02	EXC	Exelon	D	-2.86	0.40	SRE	Sempra Energy	A	2.28	0.40
2013-09-02	NGG	National Grid Adr	C	-1.85	0.30	NEE	Nextera Energy	A	2.27	0.30
2013-09-02	RDS.B	Royal Dutch Shell Adr	D	-2.84	3.10	COG	Cabot Oil & Gas	A	2.41	3.10
2013-10-01	FE	Firstenergy	D	-2.86	1.10	NI	Nisource	A	2.66	1.10
2013-10-01	AVP	Avon Products	C	-1.86	0.60	STZ	Constellation Brands	A	2.54	0.60
2013-10-01	BAX	Baxter International	C	-1.85	0.40	ALXN	Alexion Pharmaceuticals	A	3.00	0.40
2013-10-01	CAT	Caterpillar	D	-2.84	1.60	KSU	Kansas City Southern	A	2.57	1.60
2013-10-01	DE	Deere	D	-2.86	0.20	IR	Ingersoll-rand	A	2.41	0.20
2013-10-01	KO	Coca-cola	C	-1.85	1.70	DLPH	Delphi Automotive	A	2.50	1.70
2013-10-01	DGX	Quest Diagnostics	C	-1.84	0.30	REGN	Regeneron Pharmaceuticals	A	3.00	0.30
2013-10-01	ORCL	Oracle	C	-1.85	0.10	MU	Micron Technology	A	2.54	0.10
2013-10-01	PCG	Pg&e	C	-1.86	1.20	NRG	Nrg Energy	A	2.32	1.20
2013-10-01	T	At&t	D	-2.85	1.70	FTR	Frontier Communications	A	2.19	1.70
2013-10-01	UN	Unilever	C	-1.85	0.50	WHR	Whirlpool	A	2.44	0.50
2013-10-01	ENB	Enbridge Potash	C	-1.85	1.50	NFLX	Netflix	A	3.00	1.50
2013-10-01	POT	Corporation Of Saskatchewan	D	-2.88	0.30	BIIB	Biogen	A	2.88	0.30
2013-10-01	VZ	Verizon Communications	C	-1.85	2.60	WIN	Windstream Holdings	B	1.18	2.60
2013-10-01	EXC	Exelon	D	-2.86	0.30	SRE	Sempra Energy	A	2.29	0.30
2013-11-01	FE	Firstenergy	D	-2.86	1.00	NI	Nisource	A	2.67	1.00
2013-11-01	AVP	Avon Products	C	-1.87	0.50	STZ	Constellation Brands	A	2.61	0.50
2013-11-01	BAX	Baxter International	C	-1.85	0.40	ALXN	Alexion Pharmaceuticals	A	3.00	0.40
2013-11-01	KO	Coca-cola	C	-1.85	1.70	DLPH	Delphi Automotive	A	2.49	1.70
2013-11-01	PCG	Pg&e	C	-1.85	1.20	NRG	Nrg Energy	A	2.33	1.20
2013-11-01	WMT	Wal-mart Stores	C	-1.83	0.50	NFLX	Netflix	A	3.00	0.50
2013-11-01	EBAY	Ebay	C	-1.85	0.10	BBY	Best Buy	A	2.63	0.10
2013-11-01	ENB	Enbridge Potash	C	-1.84	1.50	REGN	Regeneron Pharmaceuticals	A	2.96	1.50
2013-11-01	POT	Corporation Of Saskatchewan	D	-2.88	0.30	BIIB	Biogen	A	2.88	0.30
2013-11-01	PEP	Pepsico	C	-1.84	2.70	WHR	Whirlpool	A	2.45	2.70
2013-11-01	VZ	Verizon Communications	C	-1.84	2.70	FTR	Frontier Communications	A	2.20	2.70
2013-11-01	EXC	Exelon	D	-2.87	0.30	SRE	Sempra Energy	A	2.31	0.30
2013-11-01	UNA	Unilever	D	-2.85	0.50	MA	Mastercard	A	2.64	0.50
2013-11-01	CVX	Chevron	C	-1.85	3.50	HP	Helmerich & Payne	A	2.33	3.50
2013-12-02	FE	Firstenergy	D	-2.88	0.90	NI	Nisource	A	2.67	0.90
2013-12-02	AVP	Avon Products	C	-1.88	0.50	STZ	Constellation Brands	A	2.66	0.50
2013-12-02	BAX	Baxter International	C	-1.85	0.40	BIIB	Biogen	A	3.00	0.40

Date	Ticker	Name	R	SM	W (%)	Ticker	Name	R	SM	W (%)
2013-12-02	TEC	Technip	D	-2.87	0.40	ALXN	Alexion Pharmaceuticals	A	3.00	0.40
2013-12-02	PCG	Pg&e	C	-1.86	1.20	NRG	Nrg Energy	A	2.31	1.20
2013-12-02	COG	Cabot Oil & Gas	C	-1.85	0.30	HP	Helmerich & Payne	A	2.33	0.30
2013-12-02	EBAY	Ebay	C	-1.85	0.10	NFLX	Netflix	A	3.00	0.10
2013-12-02	ENB	Enbridge	C	-1.85	1.50	REGN	Regeneron Pharmaceuticals	A	2.99	1.50
2013-12-02	POT	Potash Corporation Of Saskatchewan	D	-2.87	0.30	MA	Mastercard	A	2.66	0.30
2013-12-02	EXC	Exelon	D	-2.87	0.30	SRE	Sempra Energy	A	2.30	0.30
2013-12-02	UNA	Unilever	D	-2.85	0.50	MU	Micron Technology	A	2.65	0.50
2013-12-02	CVX	Chevron	C	-1.84	3.60	EQT	Eq	A	2.32	3.60
2014-01-01	FE	Firstenergy	D	-2.87	0.50	NI	Nisource	A	2.70	0.50
2014-01-01	AVP	Avon Products	C	-1.88	0.50	STZ	Constellation Brands	A	2.65	0.50
2014-01-01	TEC	Technip	D	-2.87	0.40	BIIB	Biogen	A	3.00	0.40
2014-01-01	GWV	Ww Grainger	C	-1.84	0.20	ADS	Alliance Data Systems	A	2.74	0.20
2014-01-01	PCG	Pg&e	D	-2.86	1.10	NRG	Nrg Energy	A	2.33	1.10
2014-01-01	COG	Cabot Oil & Gas	C	-1.83	0.30	HP	Helmerich & Payne	A	2.36	0.30
2014-01-01	POT	Potash Corporation Of Saskatchewan	D	-2.87	0.30	NFLX	Netflix	A	3.00	0.30
2014-01-01	EXC	Exelon	D	-2.87	0.30	SRE	Sempra Energy	A	2.30	0.30
2014-01-01	CVX	Chevron	C	-1.84	3.60	EQT	Eq	A	2.34	3.60
2014-02-03	FE	Firstenergy	D	-2.88	0.50	NI	Nisource	A	2.72	0.50
2014-02-03	HES	Hess	C	-1.85	0.30	HP	Helmerich & Payne	A	2.37	0.30
2014-02-03	AVP	Avon Products	D	-2.90	0.40	MU	Micron Technology	A	2.69	0.40
2014-02-03	TEC	Technip	D	-2.89	0.40	SRE	Sempra Energy	A	2.31	0.50
2014-02-03	DUK	Duke Energy	C	-1.84	0.50	ADS	Alliance Data Systems	A	2.67	0.20
2014-02-03	GWV	Ww Grainger	C	-1.86	0.20	BIIB	Biogen	A	3.00	0.10
2014-02-03	DGX	Quest Diagnostics	D	-2.87	0.10	PPG	Ppg Industries	A	2.41	0.50
2014-02-03	NUE	Nucor	C	-1.86	0.50	EQT	Eq	A	2.35	0.70
2014-02-03	COP	Conocophillips	C	-1.86	0.70	NEE	Nextera Energy	A	2.30	1.20
2014-02-03	PCG	Pg&e	D	-2.86	1.20	ALXN	Alexion Pharmaceuticals	A	3.00	0.20
2014-02-03	EW	Edwards Lifesciences	D	-2.85	0.20	FTR	Frontier Communications	A	2.19	1.30
2014-02-03	T	At&t	D	-2.85	1.30	CHK	Chesapeake Energy	A	2.26	1.10
2014-02-03	PXD	Pioneer Natural Resources	C	-1.88	1.10	IR	Ingersoll-rand	A	2.46	0.40
2014-02-03	MWV	MeadWestvaco	C	-1.85	0.40	MA	Mastercard	A	2.64	0.30
2014-02-03	POT	Potash Corporation Of Saskatchewan	D	-2.87	0.30	STZ	Constellation Brands	A	2.70	2.20
2014-02-03	PEP	Pepsico	C	-1.85	2.20	NFLX	Netflix	A	3.00	0.30
2014-02-03	TWX	Time Warner	C	-1.85	0.30	REGN	Regeneron Pharmaceuticals	A	2.95	2.50
2014-02-03	VZ	Verizon Communications	C	-1.85	2.50	OKE	Oneok	A	2.26	0.30
2014-02-03	EXC	Exelon	D	-2.86	0.30	HAL	Halliburton	A	2.25	3.40
2014-02-03	CVX	Chevron	C	-1.86	3.40	NI	Nisource	A	2.73	0.50
2014-03-03	FE	Firstenergy	D	-2.88	0.50	HP	Helmerich & Payne	A	2.42	0.30
2014-03-03	HES	Hess	C	-1.84	0.30	STZ	Constellation Brands	A	2.75	0.40
2014-03-03	AVP	Avon Products	D	-2.90	0.40	MA	Mastercard	A	2.67	0.40
2014-03-03	CB	Chubb Corp	C	-1.85	0.40	KORS	Michael Kors	A	2.68	0.30
2014-03-03	CL	Colgate-palmolive	C	-1.84	0.30	REGN	Regeneron Pharmaceuticals	A	3.00	0.40
2014-03-03	TEC	Technip	D	-2.88	0.40	SRE	Sempra Energy	A	2.32	0.50
2014-03-03	DUK	Duke Energy	C	-1.84	0.50	ADS	Alliance Data Systems	A	2.79	0.20
2014-03-03	GWV	Ww Grainger	C	-1.85	0.20	MHK	Mohawk Industries	A	2.57	0.00
2014-03-03	HMC	Honda Motor Adr	D	-2.86	0.00	BIIB	Biogen	A	3.00	0.10
2014-03-03	DGX	Quest Diagnostics	D	-2.86	0.10	NFLX	Netflix	A	3.00	0.40
2014-03-03	LOW	Lowe's Companies	C	-1.84	0.40	PPG	Ppg Industries	A	2.45	0.50
2014-03-03	NUE	Nucor	C	-1.85	0.50	EQT	Eq	A	2.38	0.20
2014-03-03	OXY	Occidental Petroleum	C	-1.84	0.20					



Date	Ticker	Name	R	SM	W (%)	Ticker	Name	R	SM	W (%)
2014-03-03	COP	Conocophillips	C	-1.85	0.70	HAL	Halliburton	A	2.29	0.70
2014-03-03	PG	Procter & Gamble	C	-1.85	1.30	DLPH	Delphi Automotive	A	2.56	1.30
2014-03-03	T	At&t	D	-2.85	1.30	FTR	Frontier Communications	A	2.21	1.30
2014-03-03	WM	Waste Management	C	-1.85	0.90	IR	Ingersoll-rand	A	2.49	0.90
2014-03-03	WMT	Wal-mart Stores	C	-1.85	0.50	TRIP	Tripadvisor	A	2.68	0.50
2014-03-03	PXD	Pioneer Natural Resources	C	-1.85	1.30	BHI	Baker Hughes	A	2.26	1.30
2014-03-03	PEP	Pepsico	C	-1.85	2.10	WHR	Whirlpool	A	2.43	2.10
2014-03-03	TWX	Time Warner	C	-1.84	0.40	DAL	Delta Air Lines	A	2.64	0.40
2014-03-03	COST	Costco Wholesale	C	-1.85	0.20	PCLN	The Priceline	A	2.50	0.20
2014-03-03	VZ	Verizon Communications	D	-2.84	2.50	ALXN	Alexion Pharmaceuticals	A	3.00	2.50
2014-03-03	CVX	Chevron	C	-1.85	3.30	NBR	Nabors Industries	A	2.26	3.30
2014-04-01	AVP	Avon Products	D	-2.90	0.40	STZ	Constellation Brands	A	2.79	0.40
2014-04-01	CB	Chubb Corp	D	-2.85	0.40	GNW	Genworth Financial	A	2.72	0.40
2014-04-01	CL	Colgate-palmolive	C	-1.84	0.40	KORS	Michael Kors	A	2.66	0.40
2014-04-01	CME	Cme	C	-1.86	0.90	MA	Mastercard	A	2.65	0.90
2014-04-01	EMR	Emerson Electric	C	-1.84	0.50	ADS	Alliance Data Systems	A	2.77	0.50
2014-04-01	GWW	Ww Grainger	C	-1.85	0.20	IR	Ingersoll-rand	A	2.46	0.20
2014-04-01	HMC	Honda Motor Adr	D	-2.86	0.00	DLPH	Delphi Automotive	A	2.59	0.00
2014-04-01	KO	Coca-cola	D	-2.85	1.60	MHK	Mohawk Industries	A	2.56	1.60
2014-04-01	NUE	Nucor	C	-1.85	0.70	PPG	Ppg Industries	A	2.45	0.70
2014-04-01	COP	Conocophillips	C	-1.84	1.10	HP	Helmerich & Payne	A	2.46	1.10
2014-04-01	PG	Procter & Gamble	C	-1.84	1.80	TSN	Tyson Foods	A	2.48	1.80
2014-04-01	WM	Waste Management	C	-1.85	1.00	ROP	Roper Technologies	A	2.41	1.00
2014-04-01	VOD	Vodafone Adr	C	-1.88	0.10	FTR	Frontier Communications	A	2.25	0.10
2014-04-01	GS	Goldman Sachs	C	-1.85	0.60	BAC	Bank Of America	A	2.58	0.60
2014-04-01	PEP	Pepsico	C	-1.84	1.50	WHR	Whirlpool	A	2.47	1.50
2014-04-01	TWX	Time Warner	C	-1.84	0.30	DAL	Delta Air Lines	A	2.70	0.30
2014-04-01	COST	Costco Wholesale	C	-1.85	0.30	TRIP	Tripadvisor	A	2.65	0.30
2014-04-01	STLD	Steel Dynamics	C	-1.85	0.00	LYB	Lyondellbasell Industries	A	2.40	0.00
2014-04-01	VZ	Verizon Communications	D	-2.84	2.60	WIN	Windstream Holdings	B	1.20	2.60
2014-04-01	CVX	Chevron	D	-2.84	3.00	EOG	Eog Resources	A	2.39	3.00
2014-04-01	FOXA	Twenty-first Century Fox	C	-1.85	0.50	PCLN	The Priceline	A	2.47	0.50
2014-05-01	AVP	Avon Products	D	-2.91	0.40	IR	Ingersoll-rand	A	2.49	4.70
2014-05-01	BA	Boeing	C	-1.85	4.70	GNW	Genworth Financial	A	2.73	0.90
2014-05-01	CME	Cme	C	-1.86	0.90	R	Ryder System	A	2.41	0.50
2014-05-01	EMR	Emerson Electric	C	-1.84	0.50	FISV	Fiserv	A	2.38	0.20
2014-05-01	GWW	Ww Grainger	D	-2.85	0.20	STZ	Constellation Brands	A	2.75	0.00
2014-05-01	HMC	Honda Motor Adr	D	-2.87	0.00	PPG	Ppg Industries	A	2.44	0.70
2014-05-01	NUE	Nucor	C	-1.84	0.70	FLS	Flowserve	A	2.37	0.10
2014-05-01	PAYX	Paychex	C	-1.85	0.10	DAL	Delta Air Lines	A	2.72	1.60
2014-05-01	AMZN	Amazon.com	C	-1.87	1.60	CTAS	Cintas	A	2.36	1.00
2014-05-01	WM	Waste Management	C	-1.84	1.00	AME	Ametek	A	2.35	0.10
2014-05-01	PCP	Precision Castparts	C	-1.84	0.10	FTR	Frontier Communications	A	2.26	0.10
2014-05-01	VOD	Vodafone Adr	C	-1.87	0.10	BAC	Bank Of America	A	2.50	0.50
2014-05-01	GS	Goldman Sachs	C	-1.85	0.50	TRIP	Tripadvisor	A	2.57	0.30
2014-05-01	TWX	Time Warner	C	-1.84	0.30	LUV	Southwest Airlines	A	2.47	0.30
2014-05-01	COST	Costco Wholesale	C	-1.85	0.30	AMP	Ameriprise Financial	A	2.50	0.40
2014-05-01	C	Citigroup	D	-2.86	0.40	LYB	Lyondellbasell Industries	A	2.42	0.00
2014-05-01	STLD	Steel Dynamics	C	-1.84	0.00	WIN	Windstream Holdings	A	2.21	2.60
2014-05-01	VZ	Verizon Communications	D	-2.84	2.60	DOV	Dover	A	2.34	0.40
2014-05-01	ADP	Automatic Data Processing	C	-1.84	0.40	DFS	Discover Financial Services	A	2.40	0.10
2014-05-01	SMFG	Sumitomo Mitsui Financial Adr	D	-2.87	0.10					



Date	Ticker	Name	R	SM	W (%)	Ticker	Name	R	SM	W (%)
2014-05-01	FOXA	Twenty-first Century Fox	C	-1.85	0.50	PCLN	The Priceline	A	2.44	0.50
2014-06-02	AVP	Avon Products	D	-2.90	0.40					
2014-06-02	CME	Cme	C	-1.86	0.90	GNW	Genworth Financial	A	2.70	0.90
2014-06-02	HD	The Home Depot	C	-1.84	4.30	DAL	Delta Air Lines	A	2.79	4.30
2014-06-02	HMC	Honda Motor Adr	D	-2.86	0.00	STZ	Constellation Brands	A	2.78	0.00
2014-06-02	LOW	Lowe's Companies	C	-1.84	0.40	LUV	Southwest Airlines	A	2.51	0.40
2014-06-02	PAYX	Paychex	C	-1.85	0.10	IR	Ingersoll-rand	A	2.48	0.10
2014-06-02	PFE	Pfizer	C	-1.85	1.00	BIIB	Biogen	A	3.00	1.00
2014-06-02	AMZN	Amazon.com	C	-1.87	1.50	PCLN	The Priceline	A	2.48	1.50
2014-06-02	PCP	Precision Castparts	C	-1.84	0.10	R	Ryder System	A	2.43	0.10
2014-06-02	CBS	Cbs	C	-1.85	0.40	SWY	Safeway Inc	A	2.43	0.40
2014-06-02	VOD	Vodafone Adr	D	-2.88	0.10	FTR	Frontier Communications	A	2.25	0.10
2014-06-02	GS	Goldman Sachs	C	-1.85	0.50	AMP	Ameriprise Financial	A	2.51	0.50
2014-06-02	BMY	Bristol-myers Squibb	C	-1.86	1.20	ALXN	Alexion Pharmaceuticals	A	3.00	1.20
2014-06-02	COST	Costco Wholesale	C	-1.85	0.30	MCK	Mckesson	A	2.42	0.30
2014-06-02	C	Citigroup	D	-2.86	0.40	DFS	Discover Financial Services	A	2.43	0.40
2014-06-02	SMFG	Sumitomo Mitsui Financial Adr	D	-2.87	0.10	STI	Suntrust Banks	A	2.41	0.10
2014-07-01	DBK	Deutsche Bank	D	-2.89	0.00	NI	Nisource	A	2.83	0.00
2014-07-01	AVP	Avon Products	D	-2.90	0.40	STZ	Constellation Brands	A	2.82	0.40
2014-07-01	CME	Cme	D	-2.86	0.90	GNW	Genworth Financial	A	2.71	0.90
2014-07-01	HD	The Home Depot	C	-1.84	4.00	DAL	Delta Air Lines	A	2.79	4.00
2014-07-01	HMC	Honda Motor Adr	D	-2.86	0.00	KORS	Michael Kors	A	2.62	0.00
2014-07-01	LOW	Lowe's Companies	C	-1.84	0.40	LUV	Southwest Airlines	A	2.53	0.40
2014-07-01	PAYX	Paychex	C	-1.85	0.10	IR	Ingersoll-rand	A	2.51	0.10
2014-07-01	PFE	Pfizer	C	-1.85	1.00	BIIB	Biogen	A	3.00	1.00
2014-07-01	RL	Ralph Lauren	D	-2.85	0.30	DLPH	Delphi Automotive	A	2.59	0.30
2014-07-01	AMZN	Amazon.com	C	-1.86	1.80	PCLN	The Priceline	A	2.47	1.80
2014-07-01	CBS	Cbs	C	-1.84	0.40	SWY	Safeway Inc	A	2.43	0.40
2014-07-01	VOD	Vodafone Adr	D	-2.89	0.00	FTR	Frontier Communications	A	2.26	0.00
2014-07-01	GS	Goldman Sachs	C	-1.84	0.50	AMP	Ameriprise Financial	A	2.54	0.50
2014-07-01	BMY	Bristol-myers Squibb	C	-1.86	1.10	ALXN	Alexion Pharmaceuticals	A	3.00	1.10
2014-07-01	C	Citigroup	D	-2.84	0.30	DFS	Discover Financial Services	A	2.45	0.30
2014-07-01	STLD	Steel Dynamics	C	-1.84	0.00	PPG	Ppg Industries	A	2.48	0.00
2014-07-01	SMFG	Sumitomo Mitsui Financial Adr	D	-2.86	0.10	STI	Suntrust Banks	A	2.42	0.10
2014-08-01	DBK	Deutsche Bank	D	-2.89	0.00	KORS	Michael Kors	A	2.57	0.00
2014-08-01	AVP	Avon Products	D	-2.91	0.40					
2014-08-01	D	Dominion Resources	C	-1.85	0.40	NI	Nisource	A	2.79	0.40
2014-08-01	EMR	Emerson Electric	C	-1.85	0.20	IR	Ingersoll-rand	A	2.48	0.20
2014-08-01	LLTC	Linear Technology	C	-1.85	0.20	HPQ	Hewlett-Packard	A	2.50	0.20
2014-08-01	LOW	Lowe's Companies	C	-1.84	0.40	DAL	Delta Air Lines	A	2.73	0.40
2014-08-01	NUE	Nucor	C	-1.84	0.70	LYB	Lyondellbasell Industries	A	2.48	0.70
2014-08-01	PAYX	Paychex	C	-1.85	0.10	R	Ryder System	A	2.43	0.10
2014-08-01	PFE	Pfizer	C	-1.85	1.00	BIIB	Biogen	A	3.00	1.00
2014-08-01	PG	Procter & Gamble	C	-1.84	2.00	STZ	Constellation Brands	A	2.77	2.00
2014-08-01	RL	Ralph Lauren	D	-2.84	0.30	DLPH	Delphi Automotive	A	2.57	0.30
2014-08-01	WMT	Wal-mart Stores	C	-1.85	0.30	LUV	Southwest Airlines	A	2.54	0.30
2014-08-01	CBS	Cbs	C	-1.86	0.40	CMG	Chipotle Mexican Grill	A	2.48	0.40
2014-08-01	VOD	Vodafone Adr	D	-2.89	0.00	FTR	Frontier Communications	A	2.28	0.00
2014-08-01	BMY	Bristol-myers Squibb	C	-1.85	1.20	ALXN	Alexion Pharmaceuticals	A	3.00	1.20
2014-08-01	SMFG	Sumitomo Mitsui Financial Adr	D	-2.87	0.10	AMP	Ameriprise Financial	A	2.53	0.10
2014-09-01	ADI	Analog Devices	C	-1.85	0.10	HPQ	Hewlett-Packard	A	2.54	0.10
2014-09-01	ROK	Rockwell Automation	C	-1.85	0.70	IR	Ingersoll-rand	A	2.49	0.70

Date	Ticker	Name	R	SM	W (%)	Ticker	Name	R	SM	W (%)
2014-09-01	DBK	Deutsche Bank	D	-2.89	0.00	STZ	Constellation Brands	A	2.81	0.00
2014-09-01	AVP	Avon Products	D	-2.90	0.40					
2014-09-01	CB	Chubb Corp	C	-1.84	0.40	AMP	Ameriprise Financial	A	2.56	0.40
2014-09-01	D	Dominion Resources	C	-1.84	0.40	NI	Nisource	A	2.84	0.40
2014-09-01	DUK	Duke Energy	C	-1.84	0.60	SRE	Sempra Energy	A	2.36	0.60
2014-09-01	EMR	Emerson Electric	C	-1.84	0.20	R	Ryder System	A	2.45	0.20
2014-09-01	FMC	Fmc	D	-2.87	0.20	LYB	Lyondellbasell Industries	A	2.52	0.20
2014-09-01	GE	General Electric	C	-1.85	1.40	CTAS	Cintas	A	2.41	1.40
2014-09-01	GWV	Ww Grainger	D	-2.84	0.20	FISV	Fiserv	A	2.40	0.20
2014-09-01	LLTC	Linear Technology	C	-1.85	0.20	WDC	Western Digital	A	2.51	0.20
2014-09-01	PFE	Pfizer	C	-1.85	1.00	BIIB	Biogen	A	3.00	1.00
2014-09-01	PH	Parker-hannifin	C	-1.85	0.40	FLS	Flowserve	A	2.38	0.40
2014-09-01	T	At&t	C	-1.84	1.10	FTR	Frontier Communications	A	2.30	1.10
2014-09-01	WMT	Wal-mart Stores	C	-1.84	0.30	LUV	Southwest Airlines	A	2.61	0.30
2014-09-01	PCP	Precision Castparts	C	-1.85	0.00	AME	Ametek	A	2.35	0.00
2014-09-01	VOD	Vodafone Adr	D	-2.88	0.00	WIN	Windstream Holdings	A	2.26	0.00
2014-09-01	BMV	Bristol-myers Squibb	C	-1.85	1.20	ALXN	Alexion Pharmaceuticals	A	3.00	1.20
2014-09-01	SMFG	Sumitomo Mitsui Financial Adr	D	-2.87	0.10	DFS	Discover Financial Services	A	2.45	0.10
2014-10-01	ADI	Analog Devices	C	-1.86	0.10	HPQ	Hewlett-Packard	A	2.49	0.10
2014-10-01	ROK	Rockwell Automation	C	-1.86	0.70	URI	United Rentals	A	2.64	0.70
2014-10-01	DBK	Deutsche Bank	D	-2.88	0.00	ALXN	Alexion Pharmaceuticals	A	3.00	0.00
2014-10-01	AVP	Avon Products	D	-2.92	0.40					
2014-10-01	BA	Boeing	D	-2.85	4.40	R	Ryder System	A	2.44	4.40
2014-10-01	CAT	Caterpillar	C	-1.85	1.50	CTAS	Cintas	A	2.43	1.50
2014-10-01	CB	Chubb Corp	C	-1.84	0.40	AMP	Ameriprise Financial	A	2.53	0.40
2014-10-01	CMI	Cummins	C	-1.86	0.20	FISV	Fiserv	A	2.40	0.20
2014-10-01	D	Dominion Resources	C	-1.84	0.40	NI	Nisource	A	2.87	0.40
2014-10-01	EMR	Emerson Electric	D	-2.85	0.10	NSC	Norfolk Southern	A	2.32	0.10
2014-10-01	FMC	Fmc	D	-2.89	0.20	LYB	Lyondellbasell Industries	A	2.48	0.20
2014-10-01	GE	General Electric	C	-1.85	1.20	FDX	Fedex	A	2.31	1.20
2014-10-01	JCI	Johnson Controls	C	-1.86	0.60	STZ	Constellation Brands	A	2.79	0.60
2014-10-01	KEY	Keycorp	C	-1.85	0.40	DFS	Discover Financial Services	A	2.46	0.40
2014-10-01	LLTC	Linear Technology	C	-1.86	0.20	WDC	Western Digital	A	2.47	0.20
2014-10-01	PFE	Pfizer	D	-2.85	1.00	BIIB	Biogen	A	3.00	1.00
2014-10-01	PH	Parker-hannifin	C	-1.86	0.40		Fidelity National Information Services	A	2.30	0.40
2014-10-01	SLB	Schlumberger	C	-1.86	0.40	HP	Helmerich & Payne	A	2.40	0.40
2014-10-01	AMZN	Amazon.com	D	-2.85	1.10	LUV	Southwest Airlines	A	2.62	1.10
2014-10-01	PXD	Pioneer Natural Resources	C	-1.86	1.10	HAL	Halliburton	A	2.32	1.10
2014-10-01	PCP	Precision Castparts	D	-2.86	0.10		Minnesota Mng.& Mfg	A	2.28	0.10
2014-10-01	CBS	Cbs	C	-1.86	0.40	CMG	Chipotle Mexican Grill	A	2.47	0.40
2014-10-01	VOD	Vodafone Adr	D	-2.89	0.00	FTR	Frontier Communications	A	2.28	0.00
2014-10-01	POT	Potash Corporation Of Saskatchewan	C	-1.85	0.70	DLPH	Delphi Automotive	A	2.52	0.70
2014-10-01	USB	Us Bancorp	C	-1.84	0.80	EFX	Equifax	A	2.41	0.80
2014-10-01	HON	Honeywell International	C	-1.84	0.10	TYC	Tyco International	A	2.28	0.10
2014-10-01	SMFG	Sumitomo Mitsui Financial Adr	D	-2.87	0.10	PFG	Principal Financial	A	2.40	0.10
2014-10-01	RDS.B	Royal Dutch Shell Adr	C	-1.85	3.40	XEC	Cimarex Energy	A	2.32	3.40
2014-11-03	ADI	Analog Devices	D	-2.85	0.10	HPQ	Hewlett-Packard	A	2.51	0.10

Date	Ticker	Name	R	SM	W (%)	Ticker	Name	R	SM	W (%)
2014-11-03	ROK	Rockwell Automation	D	-2.86	0.70	URI	United Rentals	A	2.68	0.70
2014-11-03	DBK	Deutsche Bank	D	-2.89	0.00	BIIB	Biogen	A	3.00	0.00
2014-11-03	APD	Air Products & Chemicals	C	-1.83	0.30	LYB	Lyondellbasell Industries	A	2.40	0.30
2014-11-03	AVP	Avon Products	D	-2.93	0.30					
2014-11-03	BA	Boeing	D	-2.85	4.30	CTAS	Cintas	A	2.45	4.30
2014-11-03	CAT	Caterpillar	C	-1.85	1.50	R	Ryder System	A	2.44	1.50
2014-11-03	MOS	The Mosaic	D	-2.86	0.20	ECL	Ecolab	A	2.38	0.20
2014-11-03	COF	Capital One Financial	C	-1.84	0.80	AMP	Ameriprise Financial	A	2.56	0.80
2014-11-03	CMI	Cummins	C	-1.85	0.20	FISV	Fiserv	A	2.43	0.20
2014-11-03	EMR	Emerson Electric	D	-2.84	0.10	FDX	Fedex	A	2.33	0.10
2014-11-03	FMC	Fmc	D	-2.89	0.20	AA	Alcoa	A	2.37	0.20
2014-11-03	GE	General Electric	D	-2.85	1.20	NSC	Norfolk Southern	A	2.32	1.20
2014-11-03	GWV	Ww Grainger	D	-2.84	0.20		Fidelity National Information Services	A	2.31	0.20
2014-11-03	KEY	Keycorp	C	-1.85	0.40	DFS	Discover Financial Services	A	2.46	0.40
2014-11-03	LLTC	Linear Technology	C	-1.86	0.20	WDC	Western Digital	A	2.50	0.20
2014-11-03	COP	Conocophillips	C	-1.86	1.50	HP	Helmerich & Payne	A	2.36	1.50
2014-11-03	T	At&t	D	-2.84	1.10	FTR	Frontier Communications	A	2.28	1.10
2014-11-03	SLB	Schlumberger	C	-1.86	0.40	WMB	Williams Companies	A	2.28	0.40
2014-11-03	AMZN	Amazon.com	D	-2.86	1.10	LUV	Southwest Airlines	A	2.68	1.10
2014-11-03	UTX	United Technologies	D	-2.85	1.10		Minnesota Mng.& Mfg	A	2.31	1.10
2014-11-03	PXD	Pioneer Natural Resources	C	-1.87	1.10	TSO	Tesoro	A	2.26	1.10
2014-11-03	PCP	Precision Castparts	D	-2.86	0.00	RHI	Robert Half International	A	2.29	0.00
2014-11-03	CSCO	Cisco Systems	C	-1.84	0.50	CSC	Computer Sciences	A	2.45	0.50
2014-11-03	CBS	Cbs	D	-2.85	0.40	CMG	Chipotle Mexican Grill	A	2.45	0.40
2014-11-03	VOD	Vodafone Adr	D	-2.89	0.00	CTL	Centurylink	A	2.25	0.00
2014-11-03	MWV	MeadWestvaco	C	-1.84	0.30	TXT	Textron	A	2.27	0.30
2014-11-03	POT	Corporation Of Saskatchewan	C	-1.85	0.70	ALXN	Alexion Pharmaceuticals	A	3.00	0.70
2014-11-03	SE	Spectra Energy	C	-1.85	0.20	MRO	Marathon Oil	A	2.25	0.20
2014-11-03	USB	Us Bancorp	C	-1.84	0.80	EFX	Equifax	A	2.43	0.80
2014-11-03	HON	Honeywell International	C	-1.84	0.10	BLL	Ball	A	2.25	0.10
2014-11-03	VZ	Verizon Communications	C	-1.84	2.70	WIN	Windstream Holdings	A	2.24	2.70
2014-11-03	CVX	Chevron	D	-2.86	2.40	PSX	Phillips 66	A	2.23	2.40
2014-11-03	NGG	National Grid Adr	C	-1.84	0.20	NI	Nisource	A	2.90	0.20
2014-11-03	SMFG	Sumitomo Mitsui Financial Adr	D	-2.87	0.10	PFG	Principal Financial	A	2.41	0.10
2014-11-03	RDS.B	Royal Dutch Shell Adr	C	-1.86	3.00	KMI	Kinder Morgan	A	2.21	3.00
2014-12-01	ROK	Rockwell Automation	D	-2.85	0.70	URI	United Rentals	A	2.65	0.70
2014-12-01	DBK	Deutsche Bank	D	-2.89	0.00	BIIB	Biogen	A	3.00	0.00
2014-12-01	AVP	Avon Products	D	-2.93	0.30					
2014-12-01	CAT	Caterpillar	C	-1.85	1.40	R	Ryder System	A	2.46	1.40
2014-12-01	MOS	The Mosaic	D	-2.84	0.20	AA	Alcoa	A	2.37	0.20
2014-12-01	FMC	Fmc	D	-2.89	0.20	LYB	Lyondellbasell Industries	A	2.35	0.20
2014-12-01	KEY	Keycorp	C	-1.84	0.40	AMP	Ameriprise Financial	A	2.58	0.40
2014-12-01	COP	Conocophillips	C	-1.87	1.40	HP	Helmerich & Payne	A	2.29	1.40
2014-12-01	SLB	Schlumberger	C	-1.88	0.40	TSO	Tesoro	A	2.26	0.40
2014-12-01	PXD	Pioneer Natural Resources	C	-1.90	0.80	KMI	Kinder Morgan	A	2.22	0.80
2014-12-01	PCP	Precision Castparts	D	-2.86	0.10	CTAS	Cintas	A	2.45	0.10
2014-12-01	CBS	Cbs	D	-2.85	0.40	LUV	Southwest Airlines	A	2.77	0.40
2014-12-01	SE	Spectra Energy	C	-1.86	0.20	PSX	Phillips 66	A	2.22	0.20
2014-12-01	CVX	Chevron	D	-2.86	2.20	MRO	Marathon Oil	A	2.21	2.20
2014-12-01	NGG	National Grid Adr	C	-1.84	0.20	NI	Nisource	A	2.88	0.20

Date	Ticker	Name	R	SM	W (%)	Ticker	Name	R	SM	W (%)
2014-12-01	SMFG	Sumitomo Mitsui Financial Adr	D	-2.88	0.10	DFS	Discover Financial Services	A	2.47	0.10
2014-12-01	RDS.B	Royal Dutch Shell Adr	C	-1.87	2.90	MPC	Marathon Petroleum	A	2.20	2.90
2015-01-01	HES	Hess	D	-2.88	0.20	TSO	Tesoro	A	2.26	0.20
2015-01-01	AVP	Avon Products	D	-2.94	0.30					
2015-01-01	CAT	Caterpillar	C	-1.86	1.00	URI	United Rentals	A	2.62	1.00
2015-01-01	COF	Capital One Financial	C	-1.83	0.80	AMP	Ameriprise Financial	A	2.59	0.80
2015-01-01	FMC	Fmc	D	-2.89	0.20	LYB	Lyondellbasell Industries	A	2.36	0.20
2015-01-01	KEY	Keycorp	C	-1.83	0.50	DFS	Discover Financial Services	A	2.47	0.50
2015-01-01	NUE	Nucor	C	-1.86	0.70	AA	Alcoa	A	2.34	0.70
2015-01-01	COP	Conocophillips	C	-1.87	1.70	KMI	Kinder Morgan	A	2.23	1.70
2015-01-01	SLB	Schlumberger	C	-1.88	0.70	MPC	Marathon Petroleum	A	2.20	0.70
2015-01-01	PXD	Pioneer Natural Resources	D	-2.89	0.90	APC	Anadarko Petroleum	A	2.17	0.90
2015-01-01	AZN	Astrazeneca Adr	C	-1.86	0.10	BIIB	Biogen	A	3.00	0.10
2015-01-01	PCP	Precision Castparts	D	-2.85	0.10	CTAS	Cintas	A	2.49	0.10
2015-01-01	CBS	Cbs	D	-2.85	0.60	LUV	Southwest Airlines	A	2.81	0.60
2015-01-01	SE	Spectra Energy	C	-1.86	0.10	COG	Cabot Oil & Gas	B	1.17	0.10
2015-01-01	CVX	Chevron	D	-2.86	2.00	ALXN	Alexion Pharmaceuticals	A	3.00	2.00
2015-01-01	NGG	National Grid Adr	C	-1.85	0.10	NI	Nisource	A	2.90	0.10
2015-01-01	SMFG	Sumitomo Mitsui Financial Adr	D	-2.88	0.10	EFX	Equifax	A	2.46	0.10
2015-01-01	RDS.B	Royal Dutch Shell Adr	D	-2.87	2.70	GILD	Gilead Sciences	A	2.87	2.70
2015-01-01	GOOGL	Alphabet	D	-2.86	0.40	HPQ	Hewlett-Packard	A	2.57	0.40
2015-02-02	HES	Hess	D	-2.88	0.20	TSO	Tesoro	A	2.29	0.20
2015-02-02	AVP	Avon Products	D	-2.94	0.30					
2015-02-02	CAT	Caterpillar	C	-1.88	0.90	URI	United Rentals	A	2.52	0.90
2015-02-02	COF	Capital One Financial	C	-1.85	0.70	AMP	Ameriprise Financial	A	2.57	0.70
2015-02-02	DOW	Dow Chemical	D	-2.86	1.10	AA	Alcoa	A	2.35	1.10
2015-02-02	FMC	Fmc	D	-2.88	0.20	SIAL	Sigma Aldrich	A	2.34	0.20
2015-02-02	NOV	National Oilwell Varco	D	-2.89	0.20	KMI	Kinder Morgan	A	2.22	0.20
2015-02-02	GE	General Electric	D	-2.85	0.80	CTAS	Cintas	A	2.50	0.80
2015-02-02	JNJ	Johnson & Johnson	C	-1.85	1.90	BIIB	Biogen	A	3.00	1.90
2015-02-02	MSFT	Microsoft	C	-1.86	5.30	HPQ	Hewlett-Packard	A	2.52	5.30
2015-02-02	NUE	Nucor	C	-1.87	0.70	CF	Cf Industries	A	2.30	0.70
2015-02-02	COP	Conocophillips	C	-1.87	1.70	MPC	Marathon Petroleum	A	2.21	1.70
2015-02-02	SLB	Schlumberger	D	-2.88	0.80	VLO	Valero Energy	B	1.21	0.80
2015-02-02	PXD	Pioneer Natural Resources	D	-2.89	0.90	COG	Cabot Oil & Gas	B	1.16	0.90
2015-02-02	AZN	Astrazeneca Adr	C	-1.85	0.10	ALXN	Alexion Pharmaceuticals	A	3.00	0.10
2015-02-02	PCP	Precision Castparts	D	-2.87	0.10	FISV	Fiserv	A	2.45	0.10
2015-02-02	QCOM	Qualcomm	D	-2.87	0.50	AVGO	Avago Technologies	A	2.50	0.50
2015-02-02	PX	Praxair	D	-2.85	0.70	PPG	Ppg Industries	A	2.21	0.70
2015-02-02	SE	Spectra Energy	D	-2.87	0.10	GILD	Gilead Sciences	A	2.98	0.10
2015-02-02	MCO	Moody's	C	-1.85	0.20	EFX	Equifax	A	2.48	0.20
2015-02-02	CVX	Chevron	D	-2.87	1.90	LUV	Southwest Airlines	A	2.85	1.90
2015-02-02	NGG	National Grid Adr	C	-1.85	0.10	NI	Nisource	A	2.93	0.10
2015-02-02	SMFG	Sumitomo Mitsui Financial Adr	D	-2.89	0.10	BLK	Blackrock	A	2.41	0.10
2015-02-02	RDS.B	Royal Dutch Shell Adr	D	-2.87	2.60	HCA	Hca	A	2.66	2.60
2015-02-02	GOOGL	Alphabet	D	-2.85	0.40	WDC	Western Digital	A	2.49	0.40
2015-03-02	HES	Hess	D	-2.88	0.20	TSO	Tesoro	A	2.32	0.20
2015-03-02	AVP	Avon Products	D	-2.94	0.30					
2015-03-02	CAT	Caterpillar	D	-2.88	0.90	URI	United Rentals	A	2.58	0.90
2015-03-02	COF	Capital One Financial	C	-1.84	0.70	AMP	Ameriprise Financial	A	2.60	0.70
2015-03-02	CMI	Cummins	D	-2.84	0.20	CTAS	Cintas	A	2.52	0.20

Date	Ticker	Name	R	SM	W (%)	Ticker	Name	R	SM	W (%)
2015-03-02	NOV	National Oilwell Varco	D	-2.89	0.20	MPC	Marathon Petroleum	A	2.22	0.20
2015-03-02	JNJ	Johnson & Johnson	C	-1.84	1.90	BIIB	Biogen	A	3.00	1.90
2015-03-02	KO	Coca-cola	C	-1.84	2.60	DLPH	Delphi Automotive	A	2.68	2.60
2015-03-02	MSFT	Microsoft	C	-1.85	5.40	AVGO	Avago Technologies	A	2.63	5.40
2015-03-02	NUE	Nucor	D	-2.86	0.70	SIAL	Sigma Aldrich	A	2.34	0.70
2015-03-02	COP	Conocophillips	D	-2.88	1.60	VLO	Valero Energy	A	2.22	1.60
2015-03-02	PH	Parker-hannifin	C	-1.84	0.50	FISV	Fiserv	A	2.49	0.50
2015-03-02	T	At&t	D	-2.84	0.80	LVLTL	Level 3 Communications	A	2.42	0.80
2015-03-02	SLB	Schlumberger	D	-2.88	0.70	KMI	Kinder Morgan	A	2.22	0.70
2015-03-02	PXD	Pioneer Natural Resources	D	-2.89	0.90	FSLR	First Solar	B	1.26	0.90
2015-03-02	AZN	Astrazeneca Adr	C	-1.86	0.10	ALXN	Alexion Pharmaceuticals	A	3.00	0.10
2015-03-02	PCP	Precision Castparts	D	-2.87	0.10	R	Ryder System	A	2.47	0.10
2015-03-02	QCOM	Qualcomm	D	-2.85	0.60	WDC	Western Digital	A	2.54	0.60
2015-03-02	SE	Spectra Energy	D	-2.86	0.10	PSX	Phillips 66	B	1.22	0.10
2015-03-02	MCO	Moody's	C	-1.84	0.20	EFX	Equifax	A	2.53	0.20
2015-03-02	CVX	Chevron	D	-2.87	1.80	BHI	Baker Hughes	B	1.19	1.80
2015-03-02	NGG	National Grid Adr	C	-1.85	0.10	NI	Nisource	A	2.90	0.10
2015-03-02	RDS.B	Royal Dutch Shell Adr	D	-2.87	2.60	GILD	Gilead Sciences	A	2.95	2.60
2015-04-01	HES	Hess	D	-2.89	0.20	TSO	Tesoro	A	2.32	0.20
2015-04-01	AVP	Avon Products	D	-2.95	0.20					
2015-04-01	AXP	American Express	D	-2.86	1.30	AMP	Ameriprise Financial	A	2.58	1.30
2015-04-01	CAT	Caterpillar	D	-2.88	0.50	CTAS	Cintas	A	2.51	0.50
2015-04-01	COF	Capital One Financial	C	-1.84	0.70	EFX	Equifax	A	2.52	0.70
2015-04-01	CMI	Cummins	D	-2.84	0.20	FISV	Fiserv	A	2.49	0.20
2015-04-01	D	Dominion Resources	C	-1.85	0.30	NI	Nisource	A	2.94	0.30
2015-04-01	DOW	Dow Chemical	D	-2.84	0.90	SIAL	Sigma Aldrich	A	2.34	0.90
2015-04-01	ESV	Ensco	D	-2.94	0.10					
2015-04-01	FAST	Fastenal	D	-2.86	0.00	R	Ryder System	A	2.47	0.00
2015-04-01	NOV	National Oilwell Varco	D	-2.90	0.00					
2015-04-01	GE	General Electric	D	-2.84	0.80		Fidelity National Information Services	A	2.37	0.80
2015-04-01	GWW	Ww Grainger	D	-2.85	0.10		Minnesota Mng.& Mfg	A	2.33	0.10
2015-04-01	JNJ	Johnson & Johnson	C	-1.85	1.80	BIIB	Biogen	A	3.00	1.80
2015-04-01	KLAC	Kla-tencor	D	-2.89	0.70	AVGO	Avago Technologies	A	2.61	0.70
2015-04-01	KO	Coca-cola	C	-1.85	2.50	HBI	Hanesbrands	A	3.00	2.50
2015-04-01	MSFT	Microsoft	C	-1.86	5.00	CSC	Computer Sciences	A	2.48	5.00
2015-04-01	NBL	Noble Energy	D	-2.90	0.30	KMI	Kinder Morgan	A	2.23	0.30
2015-04-01	NUE	Nucor	D	-2.87	0.70	CF	Cf Industries	A	2.28	0.70
2015-04-01	COP	Conocophillips	D	-2.88	1.50	MPC	Marathon Petroleum	A	2.22	1.50
2015-04-01	PH	Parker-hannifin	C	-1.85	0.50	FDX	Fedex	A	2.33	0.50
2015-04-01	RL	Ralph Lauren	D	-2.88	0.20	DLPH	Delphi Automotive	A	2.67	0.20
2015-04-01	T	At&t	D	-2.85	0.70	LVLTL	Level 3 Communications	A	2.42	0.70
2015-04-01	SLB	Schlumberger	D	-2.88	0.80	FSLR	First Solar	B	1.25	0.80
2015-04-01	TIF	Tiffany	D	-2.87	0.10	LUV	Southwest Airlines	A	2.83	0.10
2015-04-01	AZN	Astrazeneca Adr	D	-2.84	0.10	ALXN	Alexion Pharmaceuticals	A	3.00	0.10
2015-04-01	PCP	Precision Castparts	D	-2.87	0.10	RHI	Robert Half International	A	2.31	0.10
2015-04-01	PX	Praxair	D	-2.85	0.60	PPG	Ppg Industries	A	2.21	0.60
2015-04-01	SE	Spectra Energy	D	-2.86	0.10	PSX	Phillips 66	B	1.23	0.10
2015-04-01	USB	Us Bancorp	C	-1.84	0.70	BLK	Blackrock	A	2.43	0.70
2015-04-01	XOM	Exxon Mobil	D	-2.87	0.10	BHI	Baker Hughes	B	1.20	0.10
2015-04-01	EXC	Exelon	D	-2.86	0.20	EIX	Edison International	A	2.32	0.20
2015-04-01	CVX	Chevron	D	-2.87	2.30	XEC	Cimarex Energy	B	1.20	2.30
2015-04-01	NGG	National Grid Adr	D	-2.86	0.10	CMS	Cms Energy	A	2.26	0.10
2015-04-01	RDS.B	Royal Dutch Shell Adr	D	-2.88	2.60	DVN	Devon Energy	B	1.18	2.60



Date	Ticker	Name	R	SM	W (%)	Ticker	Name	R	SM	W (%)
2015-04-01	ABBV	Abbvie	C	-1.86	0.30	GILD	Gilead Sciences	A	2.90	0.30
2015-04-01	FOXA	Twenty-first Century Fox	C	-1.86	1.60	RCL	Royal Caribbean Cruises	A	2.61	1.60
2015-05-01	AVP	Avon Products	D	-2.94	0.20					
2015-05-01	AXP	American Express	D	-2.86	1.30	EFX	Equifax	A	2.55	1.30
2015-05-01	CAT	Caterpillar	D	-2.87	0.50	CTAS	Cintas	A	2.50	0.50
2015-05-01	COF	Capital One Financial	C	-1.83	0.70	BLK	Blackrock	A	2.43	0.70
2015-05-01	D	Dominion Resources	C	-1.85	0.30	NI	Nisource	A	2.93	0.30
2015-05-01	ESV	EnSCO	D	-2.92	0.10					
2015-05-01	FAST	Fastenal	D	-2.85	0.00	FISV	Fiserv	A	2.48	0.00
2015-05-01	NOV	National Oilwell Varco	D	-2.89	0.00	TSO	Tesoro	A	2.32	0.00
2015-05-01	JNJ	Johnson & Johnson	D	-2.85	1.80	BIIB	Biogen	A	3.00	1.80
2015-05-01	KLAC	Kla-tencor	D	-2.88	0.70	AVGO	Avago Technologies	A	2.60	0.70
2015-05-01	KO	Coca-cola	D	-2.85	2.40	HBI	Hanesbrands	A	2.96	2.40
2015-05-01	COP	Conocophillips	D	-2.87	1.60	NFX	Newfield Exploration	A	2.29	1.60
2015-05-01	PH	Parker-hannifin	C	-1.85	0.50	R	Ryder System	A	2.48	0.50
2015-05-01	PNW	Pinnacle West Capital	C	-1.86	0.30	CMS	Cms Energy	A	2.25	0.30
2015-05-01	RL	Ralph Lauren	D	-2.88	0.20	DLPH	Delphi Automotive	A	2.72	0.20
2015-05-01	TIF	Tiffany	D	-2.86	0.10	LUV	Southwest Airlines	A	2.82	0.10
2015-05-01	UNP	Union Pacific	C	-1.86	1.60		Fidelity National Information Services	A	2.34	1.60
2015-05-01	WMT	Wal-mart Stores	C	-1.86	0.30	MCK	Mckesson	A	2.49	0.30
2015-05-01	PCP	Precision Castparts	D	-2.87	0.10	FDX	Fedex	A	2.34	0.10
2015-05-01	PX	Praxair Potash	D	-2.84	0.60	SIAL	Sigma Aldrich	A	2.34	0.60
2015-05-01	POT	Corporation Of Saskatchewan	C	-1.86	0.60	GILD	Gilead Sciences	A	2.97	0.60
2015-05-01	PEP	Pepsico	C	-1.84	1.60	WHR	Whirlpool	A	2.54	1.60
2015-05-01	USB	Us Bancorp	C	-1.84	0.70	NDAQ	Nasdaq	A	2.38	0.70
2015-05-01	XOM	Exxon Mobil	D	-2.86	0.10	FSLR	First Solar	A	2.24	0.10
2015-05-01	EXC	Exelon	D	-2.85	0.20	TEG	IntegrYS Energy	A	2.23	0.20
2015-05-01	CVX	Chevron	D	-2.87	2.40	KMI	Kinder Morgan	A	2.23	2.40
2015-05-01	NGG	National Grid Adr	D	-2.85	0.10	PEG	Public Service Enterprise	A	2.20	0.10
2015-05-01	RDS.B	Royal Dutch Shell Adr	D	-2.88	2.60	PSX	Phillips 66	A	2.23	2.60
2015-05-01	ABBV	Abbvie	C	-1.85	0.30	ALXN	Alexion Pharmaceuticals	A	3.00	0.30
2015-05-01	FOXA	Twenty-first Century Fox	C	-1.85	1.60	ORLY	O'reilly Automotive	A	2.46	1.60
2015-06-01	AVP	Avon Products	D	-2.95	0.20					
2015-06-01	AXP	American Express	D	-2.86	1.30	EFX	Equifax	A	2.56	1.30
2015-06-01	XEL	Xcel Energy	C	-1.85	0.20	NI	Nisource	A	3.00	0.20
2015-06-01	CL	Colgate-palmolive	C	-1.84	0.30	HBI	Hanesbrands	A	2.98	0.30
2015-06-01	MON	Monsanto	C	-1.85	0.30	DLPH	Delphi Automotive	A	2.74	0.30
2015-06-01	CMI	Cummins	D	-2.84	0.20	CTAS	Cintas	A	2.54	0.20
2015-06-01	D	Dominion Resources	C	-1.85	0.30	TEG	IntegrYS Energy	A	2.23	0.30
2015-06-01	DD	E.i. Du Pont De Nemours	C	-1.85	0.60	SIAL	Sigma Aldrich	A	2.34	0.60
2015-06-01	ESV	EnSCO	D	-2.93	0.10					
2015-06-01	FAST	Fastenal	D	-2.86	0.00	FISV	Fiserv	A	2.50	0.00
2015-06-01	FMC	Fmc	C	-1.85	0.10	CF	Cf Industries	A	2.31	0.10
2015-06-01	NOV	National Oilwell Varco	D	-2.91	0.00					
2015-06-01	KLAC	Kla-tencor	D	-2.88	0.70	AVGO	Avago Technologies	A	2.72	0.70
2015-06-01	KO	Coca-cola	D	-2.85	2.40	WHR	Whirlpool	A	2.57	2.40
2015-06-01	COP	Conocophillips	D	-2.88	1.50	TSO	Tesoro	A	2.31	1.50
2015-06-01	PNW	Pinnacle West Capital	C	-1.86	0.30	PEG	Public Service Enterprise	A	2.21	0.30
2015-06-01	RL	Ralph Lauren	D	-2.88	0.20	SNA	Snap-on	A	2.54	0.20
2015-06-01	UNP	Union Pacific	C	-1.86	1.50	R	Ryder System	A	2.46	1.50
2015-06-01	VFC	Vf	C	-1.85	1.00	EA	Electronic Arts	A	2.50	1.00
2015-06-01	WM	Waste Management	C	-1.85	1.10	FDX	Fedex	A	2.35	1.10



Date	Ticker	Name	R	SM	W (%)	Ticker	Name	R	SM	W (%)
2015-06-01	WMT	Wal-mart Stores	C	-1.86	0.30	MCK	Mckesson	A	2.52	0.30
2015-06-01	LMT	Lockheed Martin	C	-1.85	2.60		Fidelity National Information Services	A	2.34	2.60
2015-06-01	PX	Praxair Potash	D	-2.84	0.60	NEM	Newmont Mining	A	2.25	0.60
2015-06-01	POT	Corporation Of Saskatchewan	C	-1.86	0.60	BIIB	Biogen	A	3.00	0.60
2015-06-01	PEP	Pepsico	C	-1.84	1.60	MNST	Monster Beverage	A	2.41	1.60
2015-06-01	USB	Us Bancorp	C	-1.84	0.70	BLK	Blackrock	A	2.43	0.70
2015-06-01	XOM	Exxon Mobil	D	-2.86	0.10	NFX	Newfield Exploration	A	2.27	0.10
2015-06-01	EXC	Exelon	D	-2.85	0.20	ED	Consolidated Edison	A	2.19	0.20
2015-06-01	CVX	Chevron	D	-2.87	2.20	MPC	Marathon Petroleum	A	2.23	2.20
2015-06-01	RDS.B	Royal Dutch Shell Adr	D	-2.89	2.40	PSX	Phillips 66	A	2.22	2.40
2015-06-01	FOXA	Twenty-first Century Fox	D	-2.86	1.60	ORLY	O'reilly Automotive	A	2.46	1.60
2015-06-01	GOOG	Alphabet	D	-2.85	0.20	CSC	Computer Sciences	A	2.50	0.20
2015-07-01	HES	Hess	D	-2.86	0.20	TSO	Tesoro	A	2.31	0.20
2015-07-01	AVP	Avon Products	D	-2.96	0.20					
2015-07-01	AXP	American Express	D	-2.86	1.30	EFX	Equifax	A	2.55	1.30
2015-07-01	XEL	Xcel Energy	C	-1.86	0.20	NI	Nisource	A	2.96	0.20
2015-07-01	CL	Colgate-palmolive	C	-1.85	0.30	HBI	Hanesbrands	A	3.00	0.30
2015-07-01	CMS	Cms Energy	C	-1.86	0.20	PEG	Public Service Enterprise	A	2.19	0.20
2015-07-01	MON	Monsanto	D	-2.86	0.40	DLPH	Delphi Automotive	A	2.73	0.40
2015-07-01	CMI	Cummins	D	-2.85	0.10	CTAS	Cintas	A	2.53	0.10
2015-07-01	D	Dominion Resources	C	-1.86	0.30	WEC	Wec Energy	A	2.18	0.30
2015-07-01	DD	E.i. Du Pont De Nemours	C	-1.87	0.50	SIAL	Sigma Aldrich	A	2.35	0.50
2015-07-01	ESV	EnSCO	D	-2.94	0.10					
2015-07-01	FMC	Fmc	D	-2.86	0.20	CF	Cf Industries	A	2.32	0.20
2015-07-01	KLAC	Kla-tencor	D	-2.89	0.60	CSC	Computer Sciences	A	2.49	0.60
2015-07-01	KO	Coca-cola	D	-2.85	2.60	SNA	Snap-on	A	2.56	2.60
2015-07-01	NBL	Noble Energy	D	-2.87	0.20	NFX	Newfield Exploration	A	2.26	0.20
2015-07-01	NSC	Norfolk Southern	D	-2.87	0.10	FISV	Fiserv	A	2.52	0.10
2015-07-01	ES	Eversource Energy	C	-1.87	0.20	ED	Consolidated Edison	A	2.18	0.20
2015-07-01	COP	Conocophillips	D	-2.88	1.60	MPC	Marathon Petroleum	A	2.24	1.60
2015-07-01	PAYX	Paychex	C	-1.85	0.20	R	Ryder System	A	2.44	0.20
2015-07-01	PG	Procter & Gamble	D	-2.86	1.90	EA	Electronic Arts	A	2.54	1.90
2015-07-01	PNW	Pinnacle West Capital	C	-1.87	0.20	SCG	Scana	A	2.18	0.20
2015-07-01	RL	Ralph Lauren	D	-2.88	0.20	MNST	Monster Beverage	A	2.43	0.20
2015-07-01	TXN	Texas Instruments	C	-1.86	1.20	LRCX	Lam Research	A	2.44	1.20
2015-07-01	UNP	Union Pacific	C	-1.87	1.60	FDX	Fedex	A	2.33	1.60
2015-07-01	VFC	Vf	C	-1.85	1.00	HRL	Hormel Foods	A	2.33	1.00
2015-07-01	WM	Waste Management	C	-1.86	1.00		Minnesota Mng.& Mfg	A	2.31	1.00
2015-07-01	WMT	Wal-mart Stores	C	-1.87	0.00	MCK	Mckesson	A	2.50	0.00
2015-07-01	PXD	Pioneer Natural Resources	D	-2.87	0.80	WMB	Williams Companies	A	2.23	0.80
2015-07-01	LMT	Lockheed Martin	C	-1.85	2.50	VMC	Vulcan Materials Co	A	2.30	2.50
2015-07-01	SRE	Sempra Energy	C	-1.86	0.20	DUK	Duke Energy	A	2.17	0.20
2015-07-01	CBS	Cbs	C	-1.85	0.60	ORLY	O'reilly Automotive	A	2.48	0.60
2015-07-01	PX	Praxair Potash	D	-2.85	0.70	AVY	Avery Dennison	A	2.25	0.70
2015-07-01	POT	Corporation Of Saskatchewan	C	-1.86	0.60	BIIB	Biogen	A	3.00	0.60
2015-07-01	PEP	Pepsico	C	-1.84	1.50	RAI	Reynolds American	A	2.31	1.50
2015-07-01	RIO	Rio Tinto Adr	D	-2.86	0.10	LYB	Lyondellbasell Industries	A	2.23	0.10
2015-07-01	NTAP	Netapp	D	-2.88	0.10	SWKS	Skyworks Solutions	A	2.38	0.10
2015-07-01	AMP	Ameriprise Financial	C	-1.85	0.00	BLK	Blackrock	A	2.41	0.00

Date	Ticker	Name	R	SM	W (%)	Ticker	Name	R	SM	W (%)
2015-07-01	XOM	Exxon Mobil	D	-2.87	0.10	PSX	Phillips 66	A	2.23	0.10
2015-07-01	CVX	Chevron	D	-2.88	2.10	KMI	Kinder Morgan	A	2.20	2.10
2015-07-01	GM	General Motors	C	-1.86	0.00	SWK	Stanley Black & Decker	A	2.30	0.00
2015-07-01	RDS.B	Royal Dutch Shell Adr	D	-2.89	1.90	CAM	Cameron International Corp.	A	2.20	1.90
2015-07-01	SNI	Scripps Networks Interactive	D	-2.86	0.10	EXPE	Expedia	A	2.37	0.10
2015-07-01	FOXA	Twenty-first Century Fox	D	-2.86	1.50	CAH	Cardinal Health	A	2.36	1.50
2015-08-03	APH	Amphenol	C	-1.85	0.40	FISV	Fiserv	A	2.54	0.40
2015-08-03	HES	Hess	D	-2.88	0.20	TSO	Tesoro	A	2.34	0.20
2015-08-03	AVP	Avon Products	D	-2.96	0.20	EFX	Equifax	A	2.58	1.20
2015-08-03	AXP	American Express	D	-2.87	1.20	NI	Nisource	A	3.00	0.20
2015-08-03	XEL	Xcel Energy	C	-1.85	0.20	CTAS	Cintas	A	2.53	0.40
2015-08-03	CAT	Caterpillar	D	-2.86	0.40	DLPH	Delphi Automotive	A	2.66	0.40
2015-08-03	CL	Colgate-palmolive	C	-1.84	0.40	TE	Teco Energy	A	2.21	0.20
2015-08-03	CMS	Cms Energy	C	-1.85	0.20	SNA	Snap-on	A	2.57	0.30
2015-08-03	MON	Monsanto	D	-2.86	0.30	FDX	Fedex	A	2.34	0.40
2015-08-03	CSX	Csx	C	-1.86	0.40	VMC	Vulcan Materials Co	A	2.32	0.10
2015-08-03	CMI	Cummins	D	-2.85	0.10	PEG	Public Service Enterprise	A	2.20	0.30
2015-08-03	D	Dominion Resources	C	-1.85	0.30	SIAL	Sigma Aldrich	A	2.35	0.50
2015-08-03	DD	E.i. Du Pont De Nemours	D	-2.88	0.50	CF	Cf Industries	A	2.29	0.20
2015-08-03	ESV	Ensco	D	-2.95	0.10		Minnesota Mng.& Mfg	A	2.30	1.00
2015-08-03	FCX	Freeport-mcmoran	D	-2.92	0.00	SEE	Sealed Air	A	2.30	0.10
2015-08-03	FMC	Fmc	D	-2.87	0.20	BIIB	Biogen	A	3.00	1.50
2015-08-03	GE	General Electric	C	-1.84	1.00	CSC	Computer Sciences	A	2.48	0.60
2015-08-03	GWV	Ww Grainger	D	-2.85	0.10	SHW	Sherwin-williams	A	2.28	0.60
2015-08-03	JNJ	Johnson & Johnson	D	-2.84	1.50	LRCX	Lam Research	A	2.40	5.60
2015-08-03	KLAC	Kla-tencor	D	-2.90	0.60	MPC	Marathon Petroleum	A	2.23	0.20
2015-08-03	COL	Rockwell Collins	C	-1.86	0.60	PLL	Pall Corp	A	2.27	0.10
2015-08-03	MSFT	Microsoft	C	-1.84	5.60	WEC	Wec Energy	A	2.20	0.20
2015-08-03	NBL	Noble Energy	D	-2.89	0.20	TSS	Total System Services	A	2.27	0.20
2015-08-03	NSC	Norfolk Southern	D	-2.88	0.10	EA	Electronic Arts	A	2.56	1.80
2015-08-03	ES	Eversource Energy	C	-1.85	0.20	ED	Consolidated Edison	A	2.19	0.30
2015-08-03	COP	Conocophillips	D	-2.90	1.30	MNST	Monster Beverage	A	2.50	0.20
2015-08-03	PAYX	Paychex	C	-1.85	0.20	PSX	Phillips 66	A	2.22	0.80
2015-08-03	PG	Procter & Gamble	D	-2.86	1.80	SWKS	Skyworks Solutions	A	2.34	1.10
2015-08-03	PNW	Pinnacle West Capital	C	-1.86	0.30	ALLE	Allegion	A	2.26	1.60
2015-08-03	RL	Ralph Lauren	D	-2.89	0.20	MAS	Masco	A	2.24	1.00
2015-08-03	SLB	Schlumberger	C	-1.85	0.80	ORLY	O'reilly Automotive	A	2.50	0.00
2015-08-03	TXN	Texas Instruments	C	-1.86	1.10	WMB	Williams Companies	A	2.21	0.70
2015-08-03	UNP	Union Pacific	D	-2.87	1.60	ALXN	Alexion Pharmaceuticals	A	3.00	0.20
2015-08-03	WM	Waste Management	C	-1.85	1.00	FSLR	First Solar	A	2.18	0.10
2015-08-03	WMT	Wal-mart Stores	D	-2.87	0.00	MLM	Martin Marietta Materials	A	2.24	0.20
2015-08-03	PXD	Pioneer Natural Resources	D	-2.89	0.70	SCG	Scana	A	2.19	0.20
2015-08-03	AZN	Astrazeneca Adr	D	-2.85	0.20	EXPE	Expedia	A	2.43	0.60
2015-08-03	EOG	Eog Resources	D	-2.87	0.10	HCA	Hca	A	2.88	1.50
2015-08-03	PCP	Precision Castparts	D	-2.85	0.20	AVY	Avery Dennison	A	2.24	0.60
2015-08-03	SRE	Sempra Energy	D	-2.85	0.20	AET	Aetna	A	2.51	0.60
2015-08-03	CBS	Cbs	C	-1.86	0.60	IFF	International Flavors & Fragrances	A	2.21	0.10
2015-08-03	ENB	Enbridge	C	-1.86	1.50	BRCM	Broadcom Corp	A	2.34	0.10
2015-08-03	PX	Praxair	D	-2.85	0.60					
2015-08-03	POT	Potash Corporation Of Saskatchewan	D	-2.87	0.60					
2015-08-03	RIO	Rio Tinto Adr	D	-2.87	0.10					
2015-08-03	NTAP	Netapp	D	-2.88	0.10					

Date	Ticker	Name	R	SM	W (%)	Ticker	Name	R	SM	W (%)
2015-08-03	AMP	Ameriprise Financial	C	-1.85	0.00	NDAQ	Nasdaq	A	2.40	0.00
2015-08-03	XOM	Exxon Mobil	D	-2.88	0.10	HAL	Halliburton	B	1.18	0.10
2015-08-03	VZ	Verizon Communications	D	-2.85	2.70	ACT	Actavis	A	2.95	2.70
2015-08-03	CVX	Chevron	D	-2.89	1.80	EQT	Eqst	B	1.17	1.80
2015-08-03	GM	General Motors	D	-2.86	0.00	RAI	Reynolds American	A	2.36	0.00
2015-08-03	RDS.B	Royal Dutch Shell Adr	D	-2.89	2.00	HP	Helmerich & Payne	B	1.17	2.00
2015-08-03	SNI	Scripps Networks Interactive	D	-2.87	0.00	NFLX	Netflix	A	2.41	0.00
2015-08-03	FOXA	Twenty-first Century Fox	D	-2.85	1.60	DNB	Dun & Bradstreet	A	2.32	1.60
2015-09-01	APH	Amphenol	C	-1.86	0.30	CTAS	Cintas	A	2.52	0.30
2015-09-01	ADI	Analog Devices	C	-1.87	0.10	LRCX	Lam Research	A	2.37	0.10
2015-09-01	FE	Firstenergy	D	-2.88	0.20	NI	Nisource	A	3.00	0.20
2015-09-01	ROK	Rockwell Automation	C	-1.86	0.70	FISV	Fiserv	A	2.51	0.70
2015-09-01	HES	Hess	D	-2.88	0.20	TSO	Tesoro	A	2.32	0.20
2015-09-01	AVP	Avon Products	D	-2.97	0.20					
2015-09-01	CAT	Caterpillar	D	-2.86	0.50	VMC	Vulcan Materials Co	A	2.32	0.50
2015-09-01	CL	Colgate-palmolive	C	-1.86	0.30	DLPH	Delphi Automotive	A	2.61	0.30
2015-09-01	MON	Monsanto	D	-2.87	0.40	SNA	Snap-on	A	2.54	0.40
2015-09-01	CSX	Csx	D	-2.88	0.40	FDX	Fedex	A	2.29	0.40
2015-09-01	CMI	Cummins	D	-2.86	0.10	SEE	Sealed Air	A	2.28	0.10
2015-09-01	DD	E.i. Du Pont De Nemours	D	-2.89	0.50	SIAL	Sigma Aldrich	A	2.35	0.50
2015-09-01	DOW	Dow Chemical	D	-2.87	0.80	CF	Cf Industries	A	2.27	0.80
2015-09-01	ESV	Ensco	D	-2.95	0.10		Minnesota Mng.& Mfg	A	2.28	0.00
2015-09-01	FAST	Fastenal	D	-2.86	0.00					
2015-09-01	FCX	Freeport-mcmoran	D	-2.93	0.00	AVY	Avery Dennison	A	2.22	0.20
2015-09-01	FMC	Fmc	D	-2.89	0.20	TSS	Total System Services	A	2.26	1.00
2015-09-01	GE	General Electric	C	-1.86	1.00	MLM	Martin Marietta Materials	A	2.25	0.10
2015-09-01	GWV	Ww Grainger	D	-2.85	0.10	BIIB	Biogen	A	3.00	1.50
2015-09-01	JNJ	Johnson & Johnson	D	-2.85	1.50					
2015-09-01	KLAC	Kla-tencor	D	-2.90	0.60	ALLE	Allegion	A	2.24	0.60
2015-09-01	COL	Rockwell Collins	C	-1.87	0.60	ALXN	Alexion Pharmaceuticals	A	3.00	0.20
2015-09-01	DGX	Quest Diagnostics	C	-1.86	0.20	ACT	Actavis	A	2.84	1.00
2015-09-01	MDT	Medtronic	C	-1.85	1.00	EFX	Equifax	A	2.54	0.60
2015-09-01	MMC	Marsh & McLennan Cos	C	-1.85	0.60	HCA	Hca	A	2.80	3.30
2015-09-01	MRK	Merck & Co	D	-2.86	3.30	BRCM	Broadcom Corp	A	2.33	5.50
2015-09-01	MSFT	Microsoft	C	-1.86	5.50					
2015-09-01	NBL	Noble Energy	D	-2.90	0.20	MAS	Masco International	A	2.24	0.10
2015-09-01	NSC	Norfolk Southern	D	-2.89	0.10	IFF	Flavors & Fragrances	A	2.19	0.70
2015-09-01	NUE	Nucor	D	-2.86	0.70					
2015-09-01	COP	Conocophillips	D	-2.91	1.40	PKI	Perkinelmer	A	2.19	0.20
2015-09-01	PAYX	Paychex	C	-1.86	0.20	EA	Electronic Arts	A	2.50	1.80
2015-09-01	PG	Procter & Gamble	D	-2.88	1.80		Fidelity National Information Services	A	2.18	0.40
2015-09-01	PH	Parker-hannifin	D	-2.86	0.40					
2015-09-01	RL	Ralph Lauren	D	-2.90	0.20	CAM	Cameron International Corp.	A	2.26	0.80
2015-09-01	SLB	Schlumberger	D	-2.86	0.80	FB	Facebook	A	2.26	1.20
2015-09-01	TXN	Texas Instruments	C	-1.87	1.20	EXPD	Expeditors International Of Washington	A	2.18	1.50
2015-09-01	UNP	Union Pacific	D	-2.89	1.50	AME	Ametek	A	2.18	1.00
2015-09-01	UTX	United Technologies	D	-2.88	1.00	ORLY	O'reilly Automotive	A	2.48	0.00
2015-09-01	WMT	Wal-mart Stores	D	-2.88	0.00	PSX	Phillips 66	A	2.22	0.80
2015-09-01	PXD	Pioneer Natural Resources	D	-2.89	0.80					

Date	Ticker	Name	R	SM	W (%)	Ticker	Name	R	SM	W (%)
2015-09-01	AZN	Astrazeneca Adr	D	-2.86	0.20	AET	Aetna	A	2.50	0.20
2015-09-01	EOG	Eog Resources	D	-2.87	0.10	MPC	Marathon Petroleum	A	2.20	0.10
2015-09-01	XLNX	Xilinx	C	-1.86	0.30	RHT	Red Hat	A	2.25	0.30
2015-09-01	SRE	Sempra Energy	D	-2.87	0.20	TE	Teco Energy	A	2.20	0.20
2015-09-01	CBS	Cbs	D	-2.88	0.50	NFLX	Netflix	A	2.39	0.50
2015-09-01	AVGO	Avago Technologies	C	-1.87	0.10	FFIV	F5 Networks	A	2.24	0.10
2015-09-01	ENB	Enbridge	C	-1.87	1.50	HSIC	Henry Schein	A	2.43	1.50
2015-09-01	PX	Praxair	D	-2.87	0.60	LYB	Lyondellbasell Industries	A	2.18	0.60
2015-09-01	POT	Potash Corporation Of Saskatchewan	D	-2.88	0.60	ESRX	Express Scripts	A	2.38	0.60
2015-09-01	RIO	Rio Tinto Adr	D	-2.88	0.10	PPG	Ppg Industries	A	2.17	0.10
2015-09-01	NTAP	Netapp	D	-2.88	0.10	VRSN	Verisign	A	2.24	0.10
2015-09-01	AMP	Ameriprise Financial	C	-1.87	0.00	NDAQ	Nasdaq	A	2.39	0.00
2015-09-01	XOM	Exxon Mobil	D	-2.88	0.10	HSP	Hospira	A	2.49	0.10
2015-09-01	VZ	Verizon Communications	D	-2.85	2.90	MNST	Monster Beverage	A	2.44	2.90
2015-09-01	EXC	Exelon	D	-2.85	0.10	ED	Consolidated Edison	A	2.19	0.10
2015-09-01	CVX	Chevron	D	-2.90	1.80	WEC	Wec Energy	A	2.19	0.10
2015-09-01	NGG	National Grid Adr	D	-2.84	0.10	ATVI	Activision Blizzard	A	2.44	0.00
2015-09-01	GM	General Motors	D	-2.88	0.00					
2015-09-01	RDS.B	Royal Dutch Shell Adr	D	-2.90	1.90					
2015-09-01	SNI	Scripps Networks Interactive	D	-2.89	0.00	EXPE	Expedia	A	2.38	0.00
2015-09-01	FOXA	Twenty-first Century Fox	D	-2.89	1.40	AZO	Autozone	A	2.33	1.40
2015-10-01	APH	Amphenol	C	-1.86	0.30	FISV	Fiserv	A	2.54	0.30
2015-10-01	ADI	Analog Devices	C	-1.87	0.10	BRCM	Broadcom Corp	A	2.34	0.10
2015-10-01	FE	Firstenergy	D	-2.88	0.20	NI	Nisource	A	3.00	0.20
2015-10-01	ROK	Rockwell Automation	C	-1.87	0.40	CTAS	Cintas	A	2.53	0.40
2015-10-01	AXP	American Express	D	-2.85	1.30	EFX	Equifax	A	2.55	1.30
2015-10-01	CAT	Caterpillar	D	-2.88	0.40	VMC	Vulcan Materials Co	A	2.33	0.40
2015-10-01	CL	Colgate-palmolive	D	-2.85	0.40	DLPH	Delphi Automotive	A	2.66	0.40
2015-10-01	MON	Monsanto	D	-2.89	0.30	EA	Electronic Arts	A	2.53	0.30
2015-10-01	CSX	Csx	D	-2.88	0.30	TSS	Total System Services	A	2.26	0.30
2015-10-01	COF	Capital One Financial	D	-2.87	0.70	NDAQ	Nasdaq	A	2.41	0.70
2015-10-01	CMI	Cummins	D	-2.88	0.10	SEE	Sealed Air	A	2.26	0.10
2015-10-01	DD	E.i. Du Pont De Nemours	D	-2.89	0.40	SIAL	Sigma Aldrich	A	2.34	0.40
2015-10-01	YUM	Yum Brands	C	-1.86	0.00	ORLY	O'reilly Automotive	A	2.53	0.00
2015-10-01	INTU	Intuit	C	-1.86	0.30	FB	Facebook	A	2.27	0.30
2015-10-01	DOW	Dow Chemical	D	-2.87	0.80	AVY	Avery Dennison	A	2.23	0.80
2015-10-01	CME	Cme	C	-1.84	1.50	BK	Bank Of New York Mellon	A	2.32	1.50
2015-10-01	FAST	Fastenal	D	-2.86	0.00	MLM	Martin Marietta Materials	A	2.24	0.00
2015-10-01	FCX	Freeport-mcmoran	D	-2.93	0.00					
2015-10-01	FMC	Fmc	D	-2.91	0.20					
2015-10-01	GE	General Electric	D	-2.85	1.00	ALLE	Allegion	A	2.24	1.00
2015-10-01	GWV	Ww Grainger	D	-2.86	0.10	MAS	Masco	A	2.24	0.10
2015-10-01	JNJ	Johnson & Johnson	D	-2.85	1.50	BIIB	Biogen	A	3.00	1.50
2015-10-01	KEY	Keycorp	C	-1.86	0.50	PSA	Public Storage	A	2.24	0.50
2015-10-01	KLAC	Kla-tencor	D	-2.90	0.60					
2015-10-01	COL	Rockwell Collins	C	-1.86	0.70	RTN	Raytheon	A	2.19	0.70
2015-10-01	DGX	Quest Diagnostics	C	-1.87	0.20	ALXN	Alexion Pharmaceuticals	A	3.00	0.20
2015-10-01	MDT	Medtronic	C	-1.86	1.20	ACT	Actavis	A	2.80	1.20
2015-10-01	MMC	Marsh & McLennan Cos	C	-1.85	0.60	MAC	Macerich	A	2.23	0.60
2015-10-01	MRK	Merck & Co	D	-2.87	2.80	HSIC	Henry Schein	A	2.44	2.80
2015-10-01	MSFT	Microsoft	C	-1.85	5.80	VRSN	Verisign	A	2.25	5.80
2015-10-01	NBL	Noble Energy	D	-2.91	0.20					

Date	Ticker	Name	R	SM	W (%)	Ticker	Name	R	SM	W (%)
2015-10-01	NSC	Norfolk Southern	D	-2.89	0.20		Fidelity National Information Services International	A	2.18	0.20
2015-10-01	NUE	Nucor	D	-2.87	0.40	IFF	Flavors & Fragrances	A	2.19	0.40
2015-10-01	COP	Conocophillips	D	-2.91	1.40					
2015-10-01	PAYX	Paychex	C	-1.84	0.20	AME	Ametek Expeditors	A	2.18	0.20
2015-10-01	PCAR	Paccar	D	-2.87	0.40	EXPD	International Of Washington	A	2.18	0.40
2015-10-01	PG	Procter & Gamble	D	-2.87	1.90	SNA	Snap-on	A	2.52	1.90
2015-10-01	PH	Parker-hannifin	D	-2.87	0.30	SRCL	Stericycle	A	2.18	0.30
2015-10-01	RL	Ralph Lauren	D	-2.90	0.20	ATVI	Activision Blizzard	A	2.49	0.20
2015-10-01	T	At&t	D	-2.85	0.50	HRL	Hormel Foods	A	2.37	0.50
2015-10-01	SLB	Schlumberger	D	-2.88	0.90	TSO	Tesoro Cognizant	A	2.35	0.90
2015-10-01	TXN	Texas Instruments	D	-2.87	1.20	CTSH	Technology Solutions	A	2.24	1.20
2015-10-01	UNP	Union Pacific	D	-2.88	1.80	RSG	Republic Services	A	2.18	1.80
2015-10-01	UTX	United Technologies	D	-2.88	1.00	UPS	United Parcel Service	A	2.17	1.00
2015-10-01	WFC	Wells Fargo	C	-1.85	3.80	HIG	The Hartford Financial Services	A	2.23	3.80
2015-10-01	WMT	Wal-mart Stores	D	-2.88	0.00	CM-CSK	Comcast Special A	A	2.50	0.00
2015-10-01	PXD	Pioneer Natural Resources	D	-2.89	1.00	CAM	Cameron International Corp.	A	2.24	1.00
2015-10-01	AZN	Astrazeneca Adr	D	-2.85	0.20	EW	Edwards Lifesciences	A	2.39	0.20
2015-10-01	EOG	Eog Resources	D	-2.88	0.10	VLO	Valero Energy	A	2.24	0.10
2015-10-01	XLNX	Xilinx	C	-1.86	0.30	ALTR	Altera Corp.	A	2.24	0.30
2015-10-01	INTC	Intel	D	-2.87	1.10	FFIV	F5 Networks	A	2.24	1.10
2015-10-01	IEX	Idex	D	-2.85	0.10	CHRW	C.h.robinson Worldwide	B	1.18	0.10
2015-10-01	SRE	Sempra Energy	D	-2.86	0.30	TE	Teco Energy	A	2.25	0.30
2015-10-01	CBS	Cbs	D	-2.90	0.40	EXPE	Expedia	A	2.42	0.40
2015-10-01	GS	Goldman Sachs	C	-1.87	0.60	PGR	Progressive	A	2.22	0.60
2015-10-01	ENB	Enbridge	C	-1.87	1.40	CI	Cigna	A	2.30	1.40
2015-10-01	PX	Praxair	D	-2.87	0.80	RAI	Reynolds American	A	2.36	0.80
2015-10-01	UNH	Unitedhealth	C	-1.85	0.60	BCR	C R Bard	A	2.32	0.60
2015-10-01	GILD	Gilead Sciences	C	-1.87	0.10	SYK	Stryker	A	2.32	0.10
2015-10-01	OII	Oceaneering International	D	-2.91	0.10					
2015-10-01	EWBC	East West Bancorp	C	-1.86	0.10	AIZ	Assurant	A	2.22	0.10
2015-10-01	POT	Potash Corporation Of Saskatchewan	D	-2.91	0.40					
2015-10-01	JPM	Jpmorgan Chase	C	-1.85	2.00	MA	Mastercard	A	2.22	2.00
2015-10-01	TWX	Time Warner	D	-2.87	0.20	NFLX	Netflix	A	2.39	0.20
2015-10-01	MCO	Moody's	C	-1.86	0.40	ICE	Intercontinental Exchange	A	2.21	0.40
2015-10-01	RIO	Rio Tinto Adr	D	-2.89	0.10	UAA	Under Armour	A	2.35	0.10
2015-10-01	NTAP	Netapp	D	-2.89	0.10	ADBE	Adobe Systems	A	2.23	0.10
2015-10-01	C	Citigroup	C	-1.86	0.40	XL	XL Travelers	A	2.20	0.40
2015-10-01	AMP	Ameriprise Financial	D	-2.87	0.00	TRV	Travelers Companies	A	2.20	0.00
2015-10-01	VZ	Verizon Communications	D	-2.86	2.70	AMZN	Amazon.com	A	2.30	2.70
2015-10-01	EXC	Exelon	D	-2.86	0.10	GAS	AGL Resources	A	2.22	0.10
2015-10-01	CVX	Chevron	D	-2.90	1.80					
2015-10-01	GM	General Motors	D	-2.87	0.00	MNST	Monster Beverage	A	2.43	0.00
2015-10-01	RDS.B	Royal Dutch Shell Adr	D	-2.91	1.50					
2015-10-01	SNI	Scripps Networks Interactive	D	-2.90	0.00	AZO	Autozone	A	2.34	0.00
2015-10-01	FOXA	Twenty-first Century Fox	D	-2.88	1.20	CVC	Cablevision Systems Corp	A	2.31	1.20
2015-11-02	APH	Amphenol	C	-1.85	0.30	FISV	Fiserv	A	2.60	0.30
2015-11-02	ABT	Abbott Laboratories	D	-2.85	0.10	HSIC	Henry Schein	A	2.50	0.10
2015-11-02	ADI	Analog Devices	C	-1.85	0.10	BRCM	Broadcom Corp	A	2.35	0.10



Date	Ticker	Name	R	SM	W (%)	Ticker	Name	R	SM	W (%)
2015-11-02	FE	Firstenergy	D	-2.87	0.20	NI	Nisource	A	3.00	0.20
2015-11-02	ROK	Rockwell Automation	D	-2.85	0.40	CTAS	Cintas	A	2.58	0.40
2015-11-02	APD	Air Products & Chemicals	D	-2.85	0.40	SIAL	Sigma Aldrich	A	2.35	0.40
2015-11-02	AXP	American Express	D	-2.85	1.20	EFX	Equifax	A	2.61	1.20
2015-11-02	CAT	Caterpillar	D	-2.86	0.40	VMC	Vulcan Materials Co	A	2.34	0.40
2015-11-02	MON	Monsanto	D	-2.88	0.30	DLPH	Delphi Automotive	A	2.72	0.30
2015-11-02	CSX	Csx	D	-2.88	0.20	TSS	Total System Services	A	2.30	0.20
2015-11-02	COF	Capital One Financial	D	-2.85	0.70	NDAQ	Nasdaq	A	2.47	0.70
2015-11-02	CMI	Cummins	D	-2.88	0.10	SEE	Sealed Air	A	2.28	0.10
2015-11-02	CVS	Cvs Health	C	-1.85	1.00	ORLY	O'reilly Automotive	A	2.57	1.00
2015-11-02	YUM	Yum Brands	C	-1.87	0.00	CM-CSK	Comcast Special A	A	2.54	0.00
2015-11-02	INTU	Intuit	C	-1.85	0.30	FB	Facebook	A	2.30	0.30
2015-11-02	CME	Cme	C	-1.84	1.40	BK	Bank Of New York Mellon	A	2.35	1.40
2015-11-02	FAST	Fastenal	D	-2.85	0.00	ALLE	Allegion	A	2.27	0.00
2015-11-02	FCX	Freeport-mcmoran	D	-2.92	0.00					
2015-11-02	FMC	Fmc	D	-2.89	0.20	AVY	Avery Dennison	A	2.26	0.20
2015-11-02	GWV	Ww Grainger	D	-2.86	0.10	MAS	Masco	A	2.27	0.10
2015-11-02	KEY	Keycorp	C	-1.86	0.50	PSA	Public Storage	A	2.26	0.50
2015-11-02	KR	Kroger	C	-1.84	0.50	EXPE	Expedia	A	2.47	0.50
2015-11-02	COL	Rockwell Collins	C	-1.85	0.60	MLM	Martin Marietta Materials	A	2.24	0.60
2015-11-02	DGX	Quest Diagnostics	C	-1.85	0.20	EW	Edwards Lifesciences	A	2.41	0.20
2015-11-02	MDT	Medtronic	C	-1.84	1.20	VRTX	Vertex Pharmaceuticals	A	2.33	1.20
2015-11-02	MMC	Marsh & McLennan Cos	D	-2.84	0.60	MAC	Macerich	A	2.26	0.60
2015-11-02	MRK	Merck & Co	D	-2.85	2.80	BCR	C R Bard	A	2.32	2.80
2015-11-02	NBL	Noble Energy	D	-2.88	0.30	TSO	Tesoro	A	2.39	0.30
2015-11-02	NSC	Norfolk Southern	D	-2.89	0.20	RTN	Raytheon	A	2.21	0.20
2015-11-02	NUE	Nucor	D	-2.85	0.50	IFF	International Flavors & Fragrances	A	2.21	0.50
2015-11-02	COP	Conocophillips	D	-2.89	1.50	CAM	Cameron International Corp.	A	2.27	1.50
2015-11-02	PCAR	Paccar	D	-2.87	0.40	ROP	Roper Technologies	A	2.21	0.40
2015-11-02	PG	Procter & Gamble	D	-2.86	1.80	SNA	Snap-on	A	2.58	1.80
2015-11-02	PH	Parker-hannifin	D	-2.86	0.40		Fidelity National Information Services	A	2.20	0.40
2015-11-02	RL	Ralph Lauren	D	-2.90	0.20					
2015-11-02	T	At&t	D	-2.85	0.50	FTR	Frontier Communications	B	1.19	0.50
2015-11-02	SLB	Schlumberger	D	-2.85	0.90	PSX	Phillips 66	A	2.26	0.90
2015-11-02	ALL	Allstate	D	-2.86	0.20	PGR	Progressive	A	2.24	0.20
2015-11-02	UNP	Union Pacific	D	-2.88	1.60	VRSK	Verisk Analytics	A	2.20	1.60
2015-11-02	UTX	United Technologies	D	-2.87	1.00	AME	Ametek	A	2.19	1.00
2015-11-02	VFC	Vf	D	-2.85	0.90	EA	Electronic Arts	A	2.57	0.90
2015-11-02	WFC	Wells Fargo	D	-2.84	3.70	ICE	Intercontinental Exchange	A	2.24	3.70
2015-11-02	WHR	Whirlpool	D	-2.88	0.10	ATVI	Activision Blizzard	A	2.55	0.10
2015-11-02	WMT	Wal-mart Stores	D	-2.89	0.00	AMZN	Amazon.com	A	2.36	0.00
2015-11-02	AZN	Astrazeneca Adr	D	-2.84	0.20	CI	Cigna	A	2.29	0.20
2015-11-02	CBS	Cbs	D	-2.87	0.40	AZO	Autozone	A	2.36	0.40
2015-11-02	GS	Goldman Sachs	D	-2.86	0.60	MA	Mastercard	A	2.24	0.60
2015-11-02	ENB	Enbridge	C	-1.86	1.50	MNST	Monster Beverage	A	2.44	1.50
2015-11-02	PX	Praxair	D	-2.86	0.80	ECL	Ecolab	A	2.18	0.80
2015-11-02	UNH	Unitedhealth	C	-1.84	0.60	XRAY	Dentsply Intl	A	2.23	0.60
2015-11-02	GILD	Gilead Sciences	C	-1.85	0.10	LH	Laboratory Corp Of America	A	2.22	0.10
2015-11-02	EWBC	East West Bancorp	C	-1.85	0.10	HIG	The Hartford Financial Services	A	2.23	0.10
2015-11-02	POT	Potash Corporation Of Saskatchewan	D	-2.90	0.40					



Date	Ticker	Name	R	SM	W (%)	Ticker	Name	R	SM	W (%)
2015-11-02	JPM	Jpmorgan Chase	C	-1.84	2.00	AIZ	Assurant	A	2.23	2.00
2015-11-02	TWX	Time Warner	D	-2.86	0.20	UAL	United Continental	A	2.34	0.20
2015-11-02	MCO	Moody's	C	-1.86	0.40	TRV	Travelers Companies	A	2.23	0.40
2015-11-02	RIO	Rio Tinto Adr	D	-2.88	0.10	LYB	Lyondellbasell Industries	B	1.19	0.10
2015-11-02	USB	Us Bancorp	D	-2.85	0.50	CBG	Cbre	A	2.23	0.50
2015-11-02	C	Citigroup	D	-2.84	0.40	XL	XL	A	2.22	0.40
2015-11-02	AMP	Ameriprise Financial	D	-2.86	0.00	WU	The Western Union	A	2.21	0.00
2015-11-02	VZ	Verizon Communications	D	-2.85	2.70	LVLTL	Level 3 Communications	B	1.18	2.70
2015-11-02	EXC	Exelon	D	-2.86	0.10	TE	Teco Energy	A	2.26	0.10
2015-11-02	CVX	Chevron	D	-2.88	2.00	NFX	Newfield Exploration	A	2.25	2.00
2015-11-02	RDS.B	Royal Dutch Shell Adr	D	-2.90	1.50	FSLR	First Solar	A	2.24	1.50
2015-11-02	SNI	Scripps Networks Interactive	D	-2.87	0.00	AN	Autonation	A	2.31	0.00
2015-11-02	ABBV	Abbvie	D	-2.85	0.20	BDX	Becton Dickinson	A	2.21	0.20
2015-11-02	FOXA	Twenty-first Century Fox	D	-2.87	1.20	CVC	Cablevision Systems Corp	A	2.31	1.20
2015-12-01	APH	Amphenol	D	-2.85	0.30	FISV	Fiserv	A	2.60	0.30
2015-12-01	ABT	Abbott Laboratories	D	-2.85	0.10	HSIC	Henry Schein	A	2.52	0.10
2015-12-01	FE	Firstenergy	D	-2.87	0.20	NI	Nisource	A	3.00	0.20
2015-12-01	ROK	Rockwell Automation	D	-2.86	0.40	CTAS	Cintas	A	2.58	0.40
2015-12-01	APD	Air Products & Chemicals	D	-2.85	0.40	AVY	Avery Dennison	A	2.26	0.40
2015-12-01	AXP	American Express	D	-2.85	1.20	EFX	Equifax	A	2.63	1.20
2015-12-01	CAT	Caterpillar	D	-2.87	0.40	VMC	Vulcan Materials Co	A	2.37	0.40
2015-12-01	MON	Monsanto	D	-2.87	0.30	DLPH	Delphi Automotive	A	2.75	0.30
2015-12-01	CSX	Csx	D	-2.87	0.30	TSS	Total System Services	A	2.33	0.30
2015-12-01	COF	Capital One Financial	D	-2.84	0.70	NDAQ	Nasdaq	A	2.46	0.70
2015-12-01	CMI	Cummins	D	-2.89	0.10	MAS	Masco	A	2.28	0.10
2015-12-01	CVS	Cvs Health	C	-1.86	0.90	ORLY	O'reilly Automotive	A	2.55	0.90
2015-12-01	D	Dominion Resources	D	-2.85	0.30	TE	Teco Energy	A	2.25	0.30
2015-12-01	YUM	Yum Brands	C	-1.87	0.00	CM-CSK	Comcast Special A	A	2.53	0.00
2015-12-01	INTU	Intuit	C	-1.84	0.40	BRCM	Broadcom Corp	A	2.37	0.40
2015-12-01	CME	Cme	C	-1.84	1.40	BK	Bank Of New York Mellon	A	2.36	1.40
2015-12-01	FCX	Freeport-mcmoran	D	-2.94	0.00	ARG	Airgas Inc	A	2.26	0.20
2015-12-01	FMC	Fmc	D	-2.89	0.20	ALLE	Allegion	A	2.28	0.70
2015-12-01	GD	General Dynamics	C	-1.84	0.70	SEE	Sealed Air	A	2.25	0.10
2015-12-01	GWV	Ww Grainger	D	-2.86	0.10	PSA	Public Storage	A	2.27	0.50
2015-12-01	KEY	Keycorp	D	-2.86	0.50	EXPE	Expedia	A	2.44	0.50
2015-12-01	KR	Kroger	C	-1.84	0.50	EW	Edwards Lifesciences	A	2.43	0.20
2015-12-01	DGX	Quest Diagnostics	D	-2.86	0.20	VRTX	Vertex Pharmaceuticals	A	2.34	1.20
2015-12-01	MDT	Medtronic	C	-1.84	1.20	AIZ	Assurant	A	2.24	0.60
2015-12-01	MMC	Marsh & McLennan Cos	D	-2.83	0.60	BCR	C R Bard International	A	2.32	2.80
2015-12-01	MRK	Merck & Co	D	-2.86	2.80	IFF	Flavors & Fragrances	A	2.22	0.50
2015-12-01	NUE	Nucor	D	-2.86	0.50	TSO	Tesoro	A	2.41	1.50
2015-12-01	COP	Conocophillips	D	-2.90	1.50	MLM	Martin Marietta Materials	A	2.25	0.30
2015-12-01	PCAR	Paccar	D	-2.87	0.30	RTN	Raytheon	A	2.22	0.30
2015-12-01	PH	Parker-hannifin	D	-2.86	0.30	LVLTL	Level 3 Communications	B	1.19	0.50
2015-12-01	T	At&t	D	-2.84	0.50	CAM	Cameron International Corp.	A	2.27	0.90
2015-12-01	SLB	Schlumberger	D	-2.86	0.90	MAC	Macerich	A	2.24	0.30
2015-12-01	ALL	Allstate	D	-2.85	0.30					

Date	Ticker	Name	R	SM	W (%)	Ticker	Name	R	SM	W (%)
2015-12-01	UN	Unilever	C	-1.84	0.50	ATVI	Activision Blizzard	A	2.61	0.50
2015-12-01	UNP	Union Pacific	D	-2.89	1.50	VRSK	Verisk Analytics	A	2.21	1.50
2015-12-01	UTX	United Technologies	D	-2.87	1.00	ROP	Roper Technologies	A	2.21	1.00
2015-12-01	VFC	Vf	D	-2.86	0.90	SNA	Snap-on	A	2.60	0.90
2015-12-01	WHR	Whirlpool	D	-2.87	0.10	EA	Electronic Arts	A	2.55	0.10
2015-12-01	WMT	Wal-mart Stores	D	-2.89	0.00	AMZN	Amazon.com	A	2.39	0.00
2015-12-01	CBS	Cbs	D	-2.87	0.50	AZO	Autozone	A	2.36	0.50
2015-12-01	ENB	Enbridge	D	-2.88	1.30	HRL	Hormel Foods	A	2.44	1.30
2015-12-01	UNH	Unitedhealth	C	-1.85	0.60	CI	Cigna	A	2.31	0.60
2015-12-01	GILD	Gilead Sciences	C	-1.86	0.10	XRAY	Dentsply Intl	A	2.23	0.10
2015-12-01	EWBC	East West Bancorp	C	-1.84	0.10	ICE	Intercontinental Exchange	A	2.24	0.10
2015-12-01	POT	Corporation Of Saskatchewan	D	-2.90	0.30					
2015-12-01	JPM	Jpmorgan Chase	C	-1.84	2.00	TRV	Travelers Companies	A	2.23	2.00
2015-12-01	TWX	Time Warner	D	-2.87	0.20	AN	Autonation	A	2.31	0.20
2015-12-01	MCO	Moody's	C	-1.85	0.40	MA	Mastercard	A	2.23	0.40
2015-12-01	RIO	Rio Tinto Adr	D	-2.89	0.10	LYB	Lyondellbasell Industries	A	2.20	0.10
2015-12-01	AMP	Ameriprise Financial	D	-2.86	0.00	HIG	The Hartford Financial Services	A	2.23	0.00
2015-12-01	VZ	Verizon Communications	D	-2.85	2.60	MNST	Monster Beverage	A	2.51	2.60
2015-12-01	EXC	Exelon	D	-2.86	0.10	GAS	AGL Resources	A	2.22	0.10
2015-12-01	RDS.B	Royal Dutch Shell Adr	D	-2.90	1.40					
2015-12-01	SNI	Scripps Networks Interactive	D	-2.88	0.00	LB	L Brands	A	2.30	0.00
2015-12-01	ABBV	Abbvie	D	-2.85	0.20	BDX	Becton Dickinson	A	2.23	0.20
2015-12-01	FOXA	Twenty-first Century Fox	D	-2.87	1.20	CVC	Cablevision Systems Corp	A	2.29	1.20
2016-01-01	ROK	Rockwell Automation	D	-2.87	0.10	CTAS	Cintas	A	2.56	0.10
2016-01-01	APD	Air Products & Chemicals	D	-2.86	0.40	ARG	Airgas Inc	A	2.26	0.40
2016-01-01	AXP	American Express	D	-2.86	1.20	EFX	Equifax	A	2.63	1.20
2016-01-01	CAT	Caterpillar	D	-2.87	0.40	FISV	Fiserv	A	2.56	0.40
2016-01-01	COF	Capital One Financial	D	-2.85	0.70	NDAQ	Nasdaq	A	2.46	0.70
2016-01-01	CMI	Cummins	D	-2.90	0.10	VMC	Vulcan Materials Co	A	2.34	0.10
2016-01-01	CVS	Cvs Health	D	-2.86	1.20	ORLY	O'reilly Automotive	A	2.53	1.20
2016-01-01	D	Dominion Resources	D	-2.85	0.60	NI	Nisource	A	3.00	0.60
2016-01-01	YUM	Yum Brands	D	-2.87	0.00	EXPE	Expedia	A	2.43	0.00
2016-01-01	FCX	Freeport-mcmoran	D	-2.95	0.00					
2016-01-01	FMC	Fmc	D	-2.89	0.20	AVY	Avery Dennison	A	2.25	0.20
2016-01-01	GD	General Dynamics	C	-1.85	0.40	TSS	Total System Services	A	2.29	0.40
2016-01-01	GWV	Ww Grainger	D	-2.86	0.10	ALLE	Allegion	A	2.27	0.10
2016-01-01	KEY	Keycorp	D	-2.86	0.50	BK	Bank Of New York Mellon	A	2.34	0.50
2016-01-01	MRK	Merck & Co	D	-2.86	2.50	HSIC	Henry Schein International	A	2.51	2.50
2016-01-01	NUE	Nucor	D	-2.87	0.40	IFF	Flavors & Fragrances	A	2.22	0.40
2016-01-01	COP	Conocophillips	D	-2.91	1.70					
2016-01-01	PCAR	Paccar	D	-2.88	0.40	MAS	Masco	A	2.26	0.40
2016-01-01	PH	Parker-hannifin	D	-2.87	0.20	SEE	Sealed Air	A	2.25	0.20
2016-01-01	SLB	Schlumberger	D	-2.87	1.60	TSO	Tesoro	A	2.37	1.60
2016-01-01	UNP	Union Pacific	D	-2.89	1.10	RTN	Raytheon	A	2.22	1.10
2016-01-01	UTX	United Technologies	D	-2.87	0.50	VRSK	Verisk Analytics	A	2.22	0.50
2016-01-01	VFC	Vf	D	-2.87	1.00	DLPH	Delphi Automotive	A	2.73	1.00
2016-01-01	WHR	Whirlpool	D	-2.89	0.10	ATVI	Activision Blizzard	A	2.61	0.10
2016-01-01	WMT	Wal-mart Stores	D	-2.89	0.00	AMZN	Amazon.com	A	2.39	0.00
2016-01-01	SRE	Sempra Energy	D	-2.85	0.30	TE	Teco Energy	A	2.25	0.30
2016-01-01	GS	Goldman Sachs	D	-2.85	0.60	PSA	Public Storage	A	2.27	0.60
2016-01-01	ENB	Enbridge	D	-2.88	1.30	SNA	Snap-on	A	2.59	1.30
2016-01-01	UNH	Unitedhealth	C	-1.84	0.60	EW	Edwards Lifesciences	A	2.41	0.60

Date	Ticker	Name	R	SM	W (%)	Ticker	Name	R	SM	W (%)
2016-01-01	GILD	Gilead Sciences	C	-1.86	0.10	VRTX	Vertex Pharmaceuticals	A	2.33	0.10
2016-01-01	OII	Oceaneering International Potash	D	-2.86	0.10	FSLR	First Solar	A	2.27	0.10
2016-01-01	POT	Corporation Of Saskatchewan	D	-2.92	0.00					
2016-01-01	TWX	Time Warner	D	-2.88	0.20	AZO	Autozone	A	2.34	0.20
2016-01-01	MCO	Moody's	C	-1.85	0.40	MAC	Macerich	A	2.24	0.40
2016-01-01	RIO	Rio Tinto Adr	D	-2.90	0.10					
2016-01-01	AMP	Ameriprise Financial	D	-2.87	0.00	ICE	Intercontinental Exchange	A	2.23	0.00
2016-01-01	TGT	Target	D	-2.86	0.20	CVC	Cablevision Systems Corp	A	2.30	0.20
2016-01-01	EXC	Exelon	D	-2.86	0.00	GAS	AGL Resources	A	2.23	0.00
2016-01-01	RDS.B	Royal Dutch Shell Adr	D	-2.91	1.40					
2016-01-01	SNI	Scripps Networks Interactive	D	-2.88	0.10	LB	L Brands	A	2.30	0.10
2016-01-01	ABBV	Abbvie	D	-2.85	0.10	CI	Cigna	A	2.32	0.10
2016-01-01	FOXA	Twenty-first Century Fox	D	-2.88	0.70	AN	Autonation	A	2.29	0.70
2016-02-01	ADI	Analog Devices	D	-2.86	0.20	FB	Facebook	A	2.34	0.20
2016-02-01	ROK	Rockwell Automation	D	-2.88	0.10	FISV	Fiserv	A	2.58	0.10
2016-02-01	APD	Air Products & Chemicals	D	-2.86	0.40	ARG	Airgas Inc	A	2.27	0.40
2016-02-01	AXP	American Express	D	-2.89	1.00	EXR	Extra Space Storage	A	2.84	1.00
2016-02-01	CAT	Caterpillar	D	-2.88	0.40	VMC	Vulcan Materials Co	A	2.31	0.40
2016-02-01	CL	Colgate-palmolive	D	-2.84	0.20	DLPH	Delphi Automotive	A	2.56	0.20
2016-02-01	CM-CSA	Comcast	C	-1.86	2.80	AMZN	Amazon.com	A	2.33	2.80
2016-02-01	COF	Capital One Financial	D	-2.87	0.60	EFX	Equifax	A	2.60	0.60
2016-02-01	CMI	Cummins	D	-2.89	0.10	ALLE	Allegion	A	2.25	0.10
2016-02-01	CVS	Cvs Health	D	-2.86	1.30	CVC	Cablevision Systems Corp	A	2.30	1.30
2016-02-01	D	Dominion Resources	D	-2.83	0.60	NI	Nisource	A	3.00	0.60
2016-02-01	YUM	Yum Brands	D	-2.87	0.00	LB	L Brands	A	2.30	0.00
2016-02-01	FCX	Freeport-mcmoran	D	-2.97	0.00					
2016-02-01	FMC	Fmc	D	-2.90	0.20					
2016-02-01	GD	General Dynamics	C	-1.85	0.40	MAS	Masco	A	2.24	0.40
2016-02-01	GWV	Ww Grainger	D	-2.87	0.10	TSS	Total System Services	A	2.23	0.10
2016-02-01	PCLN	The Priceline	C	-1.88	0.20	TSCO	Tractor Supply	A	2.25	0.20
2016-02-01	KEY	Keycorp	D	-2.88	0.40	NDAQ	Nasdaq	A	2.48	0.40
2016-02-01	MRK	Merck & Co	D	-2.87	2.60	HSIC	Henry Schein	A	2.50	2.60
2016-02-01	NBL	Noble Energy	D	-2.86	0.30	TSO	Tesoro	A	2.31	0.30
2016-02-01	NUE	Nucor	D	-2.87	0.40	AVY	Avery Dennison	A	2.24	0.40
2016-02-01	COP	Conocophillips	D	-2.93	1.50					
2016-02-01	PCAR	Paccar	D	-2.88	0.40	RTN	Raytheon	A	2.22	0.40
2016-02-01	PFE	Pfizer	D	-2.86	1.10	EW	Edwards Lifesciences	A	2.41	1.10
2016-02-01	PH	Parker-hannifin	D	-2.87	0.20	XYL	Xylem	A	2.19	0.20
2016-02-01	RL	Ralph Lauren	D	-2.86	0.20	SNA	Snap-on	A	2.56	0.20
2016-02-01	SLB	Schlumberger	D	-2.87	1.70	FSLR	First Solar	A	2.28	1.70
2016-02-01	TXN	Texas Instruments	C	-1.85	1.40	VRSN	Verisign	A	2.27	1.40
2016-02-01	UN	Unilever	C	-1.83	0.50	ATVI	Activision Blizzard	A	2.55	0.50
2016-02-01	UNP	Union Pacific	D	-2.90	1.10					
2016-02-01	UTX	United Technologies	D	-2.88	0.50	A	Agilent Technologies	A	2.19	0.50
2016-02-01	VFC	Vf	D	-2.86	1.10	HRL	Hormel Foods	A	2.48	1.10
2016-02-01	WHR	Whirlpool	D	-2.90	0.10	MNST	Monster Beverage	A	2.44	0.10
2016-02-01	EOG	Eog Resources	D	-2.87	0.10	VLO	Valero Energy	A	2.19	0.10
2016-02-01	IEX	Idex	D	-2.85	0.10	RSG	Republic Services	A	2.19	0.10
2016-02-01	SRE	Sempra Energy	D	-2.85	0.30	TE	Teco Energy	A	2.26	0.30
2016-02-01	CSCO	Cisco Systems	D	-2.87	0.20	SNDK	Sandisk Corp	A	2.26	0.20
2016-02-01	GS	Goldman Sachs	D	-2.87	0.50	BK	Bank Of New York Mellon	A	2.29	0.50
2016-02-01	ENB	Enbridge	D	-2.88	1.40	STZ	Constellation Brands	A	2.31	1.40

Date	Ticker	Name	R	SM	W (%)	Ticker	Name	R	SM	W (%)
2016-02-01	PX	Praxair	D	-2.86	1.20	IFF	International Flavors & Fragrances	A	2.21	1.20
2016-02-01	UNH	Unitedhealth	C	-1.84	0.60	BCR	C R Bard	A	2.32	0.60
2016-02-01	GILD	Gilead Sciences	D	-2.89	0.10	CI	Cigna	A	2.29	0.10
2016-02-01	OII	Oceaneering International Potash Corporation Of Saskatchewan	D	-2.88	0.10	NFX	Newfield Exploration	A	2.17	0.10
2016-02-01	POT	Corporation Of Saskatchewan	D	-2.92	0.00					
2016-02-01	ACN	Accenture Cl A	C	-1.84	0.30	PKI	Perkinelmer	A	2.18	0.30
2016-02-01	PEP	Pepsico	C	-1.84	0.90	RAI	Reynolds American	A	2.42	0.90
2016-02-01	JPM	Jpmorgan Chase	C	-1.85	2.00	PSA	Public Storage	A	2.28	2.00
2016-02-01	TWX	Time Warner	D	-2.87	0.30	MCD	Mcdonald's	A	2.22	0.30
2016-02-01	MCO	Moody's	C	-1.87	0.40	ICE	Intercontinental Exchange	A	2.24	0.40
2016-02-01	RIO	Rio Tinto Adr	D	-2.92	0.00					
2016-02-01	NTAP	Netapp	D	-2.89	0.10	NVDA	Nvidia	A	2.25	0.10
2016-02-01	C	Citigroup	D	-2.87	0.30	AIZ	Assurant	A	2.23	0.30
2016-02-01	AMP	Ameriprise Financial	D	-2.89	0.00	O	Realty Income	A	2.22	0.00
2016-02-01	XOM	Exxon Mobil	D	-2.85	0.20	MPC	Marathon Petroleum	A	2.15	0.20
2016-02-01	TGT	Target	D	-2.86	0.20	RCL	Royal Caribbean Cruises	A	2.21	0.20
2016-02-01	EXC	Exelon	D	-2.85	0.00	GAS	AGL Resources	A	2.23	0.00
2016-02-01	ADP	Automatic Data Processing	C	-1.85	0.40	ROP	Roper Technologies	A	2.18	0.40
2016-02-01	CVX	Chevron	D	-2.86	1.70	OXY	Occidental Petroleum	B	1.17	1.70
2016-02-01	NGG	National Grid Adr	C	-1.83	0.10	WEC	Wec Energy	A	2.22	0.10
2016-02-01	ABC	Amerisourcebergen	D	-2.87	0.20	ROST	Ross Stores	A	2.21	0.20
2016-02-01	SMFG	Sumitomo Mitsui Financial Adr	D	-2.89	0.10	TRV	Travelers Companies	A	2.22	0.10
2016-02-01	RDS.B	Royal Dutch Shell Adr	D	-2.92	1.40					
2016-02-01	SNI	Scripps Networks Interactive	D	-2.87	0.10	IPG	Interpublic Group Of Companies	A	2.20	0.10
2016-02-01	ABBV	Abbvie	D	-2.86	0.10	VRTX	Vertex Pharmaceuticals	A	2.24	0.10
2016-02-01	MDLZ	Mondelez International	C	-1.85	0.70	GMCR	Keurig Green Mountain	A	2.37	0.70
2016-02-01	FOXA	Twenty-first Century Fox	D	-2.88	0.80	SYY	Sysco	A	2.20	0.80
2016-03-01	ABT	Abbott Laboratories	D	-2.86	0.10	HSIC	Henry Schein	A	2.55	0.10
2016-03-01	ADI	Analog Devices	D	-2.85	0.20	FB	Facebook	A	2.32	0.20
2016-03-01	ROK	Rockwell Automation	D	-2.86	0.10	FISV	Fiserv	A	2.61	0.10
2016-03-01	APD	Air Products & Chemicals	D	-2.86	0.40	NEM	Newmont Mining	A	2.27	0.40
2016-03-01	AXP	American Express	D	-2.88	1.00	EXR	Extra Space Storage	A	2.79	1.00
2016-03-01	BA	Boeing	D	-2.87	3.20	MAS	Masco	A	2.27	3.20
2016-03-01	CAT	Caterpillar	D	-2.87	0.40	ALLE	Allegion	A	2.27	0.40
2016-03-01	CL	Colgate-palmolive	D	-2.84	0.20	SNA	Snap-on	A	2.52	0.20
2016-03-01	CM-CSA	Comcast	D	-2.85	2.90	AMZN	Amazon.com	A	2.34	2.90
2016-03-01	COF	Capital One Financial	D	-2.86	0.70	EFX	Equifax	A	2.60	0.70
2016-03-01	CMI	Cummins	D	-2.88	0.10	TSS	Total System Services	A	2.26	0.10
2016-03-01	CVS	Cvs Health	D	-2.86	1.30	CVC	Cablevision Systems Corp	A	2.31	1.30
2016-03-01	YUM	Yum Brands	D	-2.87	0.00	LB	L Brands	A	2.27	0.00
2016-03-01	DIS	Walt Disney	D	-2.87	0.70	DLTR	Dollar Tree	A	2.22	0.70
2016-03-01	DOW	Dow Chemical	D	-2.85	0.70	ARG	Airgas Inc	A	2.27	0.70
2016-03-01	CME	Cme	D	-2.85	1.50	NDAQ	Nasdaq	A	2.50	1.50
2016-03-01	FCX	Freeport-mcmoran	D	-2.95	0.00					
2016-03-01	FMC	Fmc	D	-2.90	0.20	AVY	Avery Dennison	A	2.27	0.20
2016-03-01	GD	General Dynamics	D	-2.85	0.40	RTN	Raytheon	A	2.22	0.40
2016-03-01	GWV	Ww Grainger	D	-2.85	0.10	FLIR	Flir Systems	A	2.20	0.10
2016-03-01	PCLN	The Priceline	C	-1.85	0.20	LUV	Southwest Airlines	A	2.22	0.20
2016-03-01	HUM	Humana	D	-2.86	2.10	EW	Edwards Lifesciences	A	2.46	2.10

Date	Ticker	Name	R	SM	W (%)	Ticker	Name	R	SM	W (%)
2016-03-01	KEY	Keycorp	D	-2.88	0.40	PSA	Public Storage	A	2.28	0.40
2016-03-01	COL	Rockwell Collins	D	-2.84	0.70	XYL	Xylem	A	2.20	0.70
2016-03-01	LOW	Lowe's Companies	D	-2.85	0.60	MCD	Mcdonald's	A	2.21	0.60
2016-03-01	MDT	Medtronic	D	-2.84	1.30	BCR	C R Bard	A	2.33	1.30
2016-03-01	MRK	Merck & Co	D	-2.86	2.60	CI	Cigna	A	2.31	2.60
2016-03-01	NBL	Noble Energy	D	-2.87	0.20	TSO	Tesoro	A	2.29	0.20
2016-03-01	NSC	Norfolk Southern	D	-2.87	0.20	ITW	Illinois Tool Works	A	2.20	0.20
2016-03-01	NUE	Nucor	D	-2.86	0.40	SWK	Stanley Black & Decker	A	2.27	0.40
2016-03-01	COP	Conocophillips	D	-2.93	1.30					
2016-03-01	PCAR	Paccar	D	-2.87	0.40	RSG	Republic Services	A	2.20	0.40
2016-03-01	PFE	Pfizer	D	-2.86	1.00	BDX	Becton Dickinson	A	2.22	1.00
2016-03-01	PH	Parker-hannifin	D	-2.86	0.30	A	Agilent Technologies	A	2.19	0.30
2016-03-01	PNC	Pnc Financial Services	D	-2.86	0.90	EQIX	Equinix Inc	A	2.24	0.90
2016-03-01	RL	Ralph Lauren	D	-2.89	0.20	ATVI	Activision Blizzard	A	2.51	0.20
2016-03-01	SCHW	Charles Schwab	D	-2.88	0.20	O	Realty Income	A	2.23	0.20
2016-03-01	SLB	Schlumberger	D	-2.86	1.70	FSLR	First Solar	A	2.28	1.70
2016-03-01	TXN	Texas Instruments	C	-1.85	1.40	VRSN	Verisign	A	2.31	1.40
2016-03-01	UN	Unilever	D	-2.84	0.50	HRL	Hormel Foods	A	2.50	0.50
2016-03-01	UNP	Union Pacific	D	-2.89	1.10	ROP	Roper Technologies	A	2.19	1.10
2016-03-01	UTX	United Technologies	D	-2.87	0.50	PKI	Perkinelmer	A	2.18	0.50
2016-03-01	VFC	Vf	D	-2.86	1.10	RAI	Reynolds American	A	2.42	1.10
2016-03-01	WAG	Walgreens Boots Alliance	D	-2.86	0.20	ROST	Ross Stores	A	2.21	0.20
2016-03-01	WFC	Wells Fargo	D	-2.85	2.80	TRV	Travelers Companies	A	2.22	2.80
2016-03-01	WHR	Whirlpool	D	-2.88	0.10	GMCR	Keurig Green Mountain	A	2.38	0.10
2016-03-01	PXD	Pioneer Natural Resources	D	-2.86	1.10	VLO	Valero Energy	A	2.17	1.10
2016-03-01	AZN	Astrazeneca Adr	D	-2.86	0.20	TMO	Thermo Fisher Scientific	A	2.21	0.20
2016-03-01	EOG	Eog Resources	D	-2.88	0.10	MAT	Mattel	A	2.27	0.10
2016-03-01	LMT	Lockheed Martin	C	-1.84	2.90	BLL	Ball	A	2.17	2.90
2016-03-01	IEX	Ilex	D	-2.84	0.10	ADT	ADT Corporation	B	1.25	0.10
2016-03-01	SRE	Sempra Energy	D	-2.84	0.30	NI	Nisource	A	3.00	0.30
2016-03-01	CSCO	Cisco Systems	D	-2.85	0.20	NVDA	Nvidia	A	2.28	0.20
2016-03-01	GS	Goldman Sachs	D	-2.87	0.50	HIG	The Hartford Financial Services	A	2.22	0.50
2016-03-01	REGN	Regeneron Pharmaceuticals	C	-1.88	0.20	BAX	Baxter International	A	2.20	0.20
2016-03-01	ENB	Enbridge	D	-2.88	1.40	CPB	Campbell Soup	A	2.24	1.40
2016-03-01	PX	Praxair	D	-2.85	1.30	KORS	Michael Kors	A	2.27	1.30
2016-03-01	UNH	Unitedhealth	D	-2.83	0.70	SYK	Stryker	A	2.19	0.70
2016-03-01	GILD	Gilead Sciences	D	-2.88	0.10	ISRG	Intuitive Surgical	A	2.19	0.10
2016-03-01	OII	Oceaneering International	D	-2.90	0.00					
2016-03-01	EWBC	East West Bancorp	D	-2.88	0.10	CINF	Cincinnati Financial	A	2.21	0.10
2016-03-01	POT	Corporation Of Saskatchewan	D	-2.92	0.00					
2016-03-01	ACN	Accenture Cl A	C	-1.84	0.30		Minnesota Mng.& Mfg	B	1.19	0.30
2016-03-01	PEP	Pepsico	C	-1.84	0.80	STZ	Constellation Brands	A	2.29	0.80
2016-03-01	JPM	Jpmorgan Chase	D	-2.85	2.00	ICE	Intercontinental Exchange	A	2.21	2.00
2016-03-01	TWX	Time Warner	D	-2.88	0.30	SYY	Sysco	A	2.21	0.30
2016-03-01	MCO	Moody's	D	-2.86	0.40	AIZ	Assurant	A	2.20	0.40
2016-03-01	RIO	Rio Tinto Adr	D	-2.91	0.10					
2016-03-01	USB	Us Bancorp	D	-2.85	0.50	KIM	Kimco Realty	A	2.20	0.50
2016-03-01	NTAP	Netapp	D	-2.88	0.10	ADBE	Adobe Systems	A	2.24	0.10
2016-03-01	C	Citigroup	D	-2.88	0.30	FRT	Federal Realty Investment Trust	A	2.20	0.30
2016-03-01	AMP	Ameriprise Financial	D	-2.89	0.00	AVB	Avalonbay Communities	A	2.19	0.00
2016-03-01	ADP	Automatic Data Processing	C	-1.84	0.40	CHRW	C.h.robinson Worldwide	B	1.19	0.40
2016-03-01	CVX	Chevron	D	-2.85	1.70	DHI	D.r. Horton	A	2.25	1.70



Date	Ticker	Name	R	SM	W (%)	Ticker	Name	R	SM	W (%)
2016-03-01	NGG	National Grid ADR	C	-1.84	0.10	TE	Teco Energy	A	2.26	0.10
2016-03-01	ABC	Amerisourcebergen	D	-2.87	0.10	OMC	Omnicom	A	2.20	0.10
2016-03-01	GM	General Motors	D	-2.86	0.00	TSN	Tyson Foods	A	2.29	0.00
2016-03-01	SMFG	Sumitomo Mitsui Financial ADR	D	-2.90	0.10	WSH	Willis Group Holdings	A	2.18	0.10
2016-03-01	V	Visa	C	-1.85	0.70	CCI	Crown Castle Intl Corp	A	2.18	0.70
2016-03-01	RDS.B	Royal Dutch Shell ADR	D	-2.91	1.50					
2016-03-01	SNI	Scripps Networks Interactive	D	-2.87	0.10	DRI	Darden Restaurants	A	2.20	0.10
2016-03-01	ABBV	Abbvie	D	-2.85	0.10	WAT	Waters	A	2.18	0.10
2016-03-01	MDLZ	Mondelez International	C	-1.85	0.70	NKE	Nike	A	2.28	0.70
2016-03-01	FOXA	Twenty-first Century Fox	D	-2.88	0.80	IPG	Interpublic Group Of Companies	A	2.20	0.80
2016-04-01	APC	Anadarko Petroleum	D	-2.92	0.10					
2016-04-01	AXP	American Express	D	-2.87	0.10	EXR	Extra Space Storage	A	2.88	0.10
2016-04-01	BA	Boeing	D	-2.87	3.20	FISV	Fiserv	A	2.64	3.20
2016-04-01	MON	Monsanto	D	-2.85	0.40	SNA	Snap-on	A	2.55	0.40
2016-04-01	COF	Capital One Financial	D	-2.86	0.60	EFX	Equifax	A	2.66	0.60
2016-04-01	DIS	Walt Disney	D	-2.86	0.30	AMZN	Amazon.com	A	2.35	0.30
2016-04-01	DOW	Dow Chemical	D	-2.85	0.70	AVY	Avery Dennison	A	2.29	0.70
2016-04-01	CME	Cme	D	-2.84	1.40	NDAQ	Nasdaq	A	2.52	1.40
2016-04-01	GD	General Dynamics	D	-2.86	0.10	MAS	Masco	A	2.30	0.10
2016-04-01	HAL	Halliburton	D	-2.88	0.40	FSLR	First Solar	A	2.28	0.40
2016-04-01	COL	Rockwell Collins	D	-2.84	0.60	TSS	Total System Services	A	2.28	0.60
2016-04-01	MRK	Merck & Co	D	-2.86	2.50	HSIC	Henry Schein	A	2.56	2.50
2016-04-01	NBL	Noble Energy	D	-2.86	0.20	APA	Apache	A	2.23	0.20
2016-04-01	NVO	Novo Nordisk ADR	D	-2.85	0.20	EW	Edwards Lifesciences	A	2.47	0.20
2016-04-01	COP	Conocophillips	D	-2.92	1.20					
2016-04-01	PCAR	Paccar	D	-2.86	0.40	ALLE	Allegion	A	2.27	0.40
2016-04-01	PFE	Pfizer	D	-2.86	1.30	BCR	C R Bard	A	2.35	1.30
2016-04-01	PNC	Pnc Financial Services	D	-2.86	0.80	PSA	Public Storage	A	2.30	0.80
2016-04-01	RL	Ralph Lauren	D	-2.88	0.20	ATVI	Activision Blizzard	A	2.54	0.20
2016-04-01	SCHW	Charles Schwab	D	-2.87	0.20	UDR	Udr	A	2.27	0.20
2016-04-01	SLB	Schlumberger	D	-2.87	2.10	SE	Spectra Energy	A	2.23	2.10
2016-04-01	TXN	Texas Instruments	C	-1.84	1.70	FB	Facebook	A	2.34	1.70
2016-04-01	UNP	Union Pacific	D	-2.89	0.70	ADT	ADT Corporation	A	2.26	0.70
2016-04-01	VFC	Vf	D	-2.86	1.00	HRL	Hormel Foods	A	2.51	1.00
2016-04-01	WAG	Walgreens Boots Alliance	D	-2.85	0.20	CVC	Cablevision Systems Corp	A	2.31	0.20
2016-04-01	WFC	Wells Fargo	D	-2.85	2.20	EQIX	Equinix Inc	A	2.25	2.20
2016-04-01	AZN	Astrazeneca ADR	D	-2.86	0.30	CI	Cigna	A	2.30	0.30
2016-04-01	EOG	Eog Resources	D	-2.86	0.20	HP	Helmerich & Payne	A	2.22	0.20
2016-04-01	GS	Goldman Sachs	D	-2.87	0.50	O	Realty Income	A	2.24	0.50
2016-04-01	REGN	Regeneron Pharmaceuticals	D	-2.89	0.20	HOLX	Hologic	A	2.29	0.20
2016-04-01	GILD	Gilead Sciences	D	-2.87	0.10	XRAY	Dentsply Sirona	A	2.23	0.10
2016-04-01	EWBC	East West Bancorp	D	-2.87	0.10	TRV	Travelers Companies	A	2.24	0.10
2016-04-01	SBUX	Starbucks	C	-1.84	0.30	WYNN	Wynn Resorts	A	2.31	0.30
2016-04-01	POT	Corporation Of Saskatchewan	D	-2.92	0.00					
2016-04-01	JPM	Jpmorgan Chase	D	-2.85	2.30	HIG	The Hartford Financial Services	A	2.23	2.30
2016-04-01	MCO	Moody's	D	-2.86	0.40	CINF	Cincinnati Financial	A	2.22	0.40
2016-04-01	RIO	Rio Tinto ADR	D	-2.90	0.10					
2016-04-01	USB	Us Bancorp	D	-2.85	0.50	VTR	Ventas	A	2.22	0.50
2016-04-01	AET	Aetna	C	-1.86	0.80	BDX	Becton Dickinson	A	2.23	0.80
2016-04-01	NTAP	Netapp	D	-2.87	0.10	VRSN	Verisign	A	2.32	0.10
2016-04-01	C	Citigroup	D	-2.87	0.30	AIZ	Assurant	A	2.22	0.30
2016-04-01	AMP	Ameriprise Financial	D	-2.89	0.00	ICE	Intercontinental Exchange	A	2.21	0.00
2016-04-01	ABC	Amerisourcebergen	D	-2.88	0.00	LUV	Southwest Airlines	A	2.23	0.00
2016-04-01	GM	General Motors	D	-2.86	0.00	RAI	Reynolds American	A	2.42	0.00



Date	Ticker	Name	R	SM	W (%)	Ticker	Name	R	SM	W (%)
2016-04-01	V	Visa	C	-1.84	0.80	KIM	Kimco Realty	A	2.21	0.80
2016-04-01	DFS	Discover Financial Services	D	-2.85	0.40	FRT	Federal Realty Investment Trust	A	2.21	0.40
2016-04-01	RDS.B	Royal Dutch Shell Adr	D	-2.91	1.40					
2016-04-01	TEL	Te Connectivity	D	-2.86	0.10	ETN	Eaton	A	2.22	0.10
2016-04-01	ABBV	Abbvie	D	-2.85	0.10	TMO	Thermo Fisher Scientific	A	2.22	0.10
2016-04-01	MDLZ	Mondelez International	C	-1.85	0.10	STZ	Constellation Brands	A	2.31	0.10
2016-04-01	FOXA	Twenty-first Century Fox	D	-2.88	0.60	DG	Dollar General	A	2.22	0.60
2016-05-02	APC	Anadarko Petroleum	D	-2.91	0.10					
2016-05-02	AXP	American Express	D	-2.87	0.10	EXR	Extra Space Storage	A	2.82	0.10
2016-05-02	COF	Capital One Financial	D	-2.85	0.70	EFX	Equifax	A	2.68	0.70
2016-05-02	DIS	Walt Disney	D	-2.86	0.30	ULTA	Ulta Beauty	A	2.41	0.30
2016-05-02	GD	General Dynamics	D	-2.85	0.10	FISV	Fiserv	A	2.61	0.10
2016-05-02	KR	Kroger	C	-1.86	0.50	AMZN	Amazon.com	A	2.40	0.50
2016-05-02	LLY	Eli Lilly	D	-2.86	0.30	HSIC	Henry Schein	A	2.56	0.30
2016-05-02	NVO	Novo Nordisk Adr	D	-2.85	0.20	EW	Edwards Lifesciences	A	2.56	0.20
2016-05-02	COP	Conocophillips	D	-2.91	1.50					
2016-05-02	PFE	Pfizer	D	-2.85	1.40	BCR	C R Bard	A	2.36	1.40
2016-05-02	PNC	Pnc Financial Services	D	-2.85	0.80	NDAQ	Nasdaq	A	2.49	0.80
2016-05-02	RL	Ralph Lauren	D	-2.88	0.20	ATVI	Activision Blizzard	A	2.55	0.20
2016-05-02	UNP	Union Pacific	D	-2.88	0.80	GPN	Global Payments	A	2.35	0.80
2016-05-02	VFC	Vf	D	-2.86	1.00	RAI	Reynolds American	A	2.41	1.00
2016-05-02	WAG	Walgreens Boots Alliance	D	-2.86	0.20	CVC	Cablevision Systems Corp	A	2.32	0.20
2016-05-02	WFC	Wells Fargo	D	-2.85	2.30	PSA	Public Storage	A	2.28	2.30
2016-05-02	AZN	Astrazeneca Adr	D	-2.86	0.30	BDX	Becton Dickinson	A	2.24	0.30
2016-05-02	XLNX	Xilinx	C	-1.85	0.20	FB	Facebook	A	2.35	0.20
2016-05-02	INTC	Intel	D	-2.86	1.30	VRSN	Verisign	A	2.31	1.30
2016-05-02	GS	Goldman Sachs	D	-2.86	0.50	EQIX	Equinix Inc	A	2.26	0.50
2016-05-02	REGN	Regeneron Pharmaceuticals	D	-2.89	0.10	BSX	Boston Scientific	A	2.23	0.10
2016-05-02	GILD	Gilead Sciences	D	-2.85	0.10	XRAY	Dentsply Sirona	A	2.23	0.10
2016-05-02	SBUX	Starbucks	C	-1.85	0.20	WYNN	Wynn Resorts	A	2.31	0.20
2016-05-02	POT	Corporation Of Saskatchewan	D	-2.92	0.00					
2016-05-02	JPM	Jpmorgan Chase	D	-2.84	2.40	UDR	Udr	A	2.25	2.40
2016-05-02	RIO	Rio Tinto Adr	D	-2.89	0.10	NEM	Newmont Mining	A	2.37	0.10
2016-05-02	USB	Us Bancorp	D	-2.84	0.50	WY	Weyerhaeuser	A	2.24	0.50
2016-05-02	NTAP	Netapp	D	-2.89	0.10	NVDA	Nvidia	A	2.31	0.10
2016-05-02	C	Citigroup	D	-2.86	0.30	AIZ	Assurant	A	2.24	0.30
2016-05-02	AMP	Ameriprise Financial	D	-2.88	0.00	O	Realty Income	A	2.23	0.00
2016-05-02	ABC	Amerisourcebergen	D	-2.88	0.00	URBN	Urban Outfitters	A	2.24	0.00
2016-05-02	GM	General Motors	D	-2.85	0.00	STZ	Constellation Brands	A	2.32	0.00
2016-05-02	MDLZ	Mondelez International	C	-1.84	0.10	TSN	Tyson Foods	A	2.30	0.10
2016-06-01	APC	Anadarko Petroleum	D	-2.91	0.10					
2016-06-01	COF	Capital One Financial	D	-2.85	0.70	EXR	Extra Space Storage	A	2.87	0.70
2016-06-01	DIS	Walt Disney	D	-2.87	0.30	ALK	Alaska Air	A	2.68	0.30
2016-06-01	HUM	Humana	D	-2.84	1.90	HSIC	Henry Schein	A	2.56	1.90
2016-06-01	KR	Kroger	D	-2.86	0.50	ULTA	Ulta Beauty	A	2.46	0.50
2016-06-01	LLY	Eli Lilly	D	-2.86	0.30	EW	Edwards Lifesciences	A	2.52	0.30
2016-06-01	COP	Conocophillips	D	-2.92	1.40					
2016-06-01	PNC	Pnc Financial Services	D	-2.85	0.80	EFX	Equifax	A	2.71	0.80
2016-06-01	RL	Ralph Lauren	D	-2.88	0.20	ATVI	Activision Blizzard	A	2.61	0.20
2016-06-01	UNP	Union Pacific	D	-2.89	0.80	FISV	Fiserv	A	2.65	0.80
2016-06-01	VFC	Vf	D	-2.87	1.00	RAI	Reynolds American	A	2.42	1.00
2016-06-01	WAG	Walgreens Boots Alliance	D	-2.87	0.20	AMZN	Amazon.com	A	2.42	0.20

Date	Ticker	Name	R	SM	W (%)	Ticker	Name	R	SM	W (%)
2016-06-01	WFC	Wells Fargo	D	-2.85	2.30	NDAQ	Nasdaq	A	2.51	2.30
2016-06-01	AZN	Astrazeneca Adr	D	-2.86	0.30	BCR	C R Bard	A	2.37	0.30
2016-06-01	XLNX	Xilinx	C	-1.84	0.20	NVDA	Nvidia	A	2.40	0.20
2016-06-01	GS	Goldman Sachs	D	-2.87	0.50	PSA	Public Storage	A	2.28	0.50
2016-06-01	REGN	Regeneron Pharmaceuticals	D	-2.89	0.10	STJ	St Jude Medical Inc	A	2.26	0.10
2016-06-01	GILD	Gilead Sciences	D	-2.86	0.10	BDX	Becton Dickinson	A	2.25	0.10
2016-06-01	SBUX	Starbucks	C	-1.86	0.20	CVC	Cablevision Systems Corp	A	2.33	0.20
2016-06-01	POT	Potash Corporation Of Saskatchewan	D	-2.92	0.00					
2016-06-01	JPM	Jpmorgan Chase	D	-2.84	2.40	EQIX	Equinix Inc	A	2.28	2.40
2016-06-01	RIO	Rio Tinto Adr	D	-2.91	0.00					
2016-06-01	USB	Us Bancorp	D	-2.84	0.50	NAVI	Navient	A	2.27	0.50
2016-06-01	NTAP	Netapp	D	-2.88	0.10	FB	Facebook	A	2.35	0.10
2016-06-01	C	Citigroup	D	-2.86	0.30	DLR	Digital Realty Trust	A	2.25	0.30
2016-06-01	AMP	Ameriprise Financial	D	-2.88	0.00	UDR	Udr	A	2.25	0.00
2016-06-01	ABC	Amerisourcebergen	D	-2.89	0.00	WYNN	Wynn Resorts	A	2.31	0.00
2016-06-01	GM	General Motors	D	-2.86	0.00	STZ	Constellation Brands	A	2.31	0.00
2016-07-01	ADI	Analog Devices	D	-2.84	0.30	NVDA	Nvidia	A	2.40	0.30
2016-07-01	CCL	Carnival	D	-2.86	0.10	ULTA	Ulta Beauty	A	2.48	0.10
2016-07-01	COF	Capital One Financial	D	-2.87	0.50	EXR	Extra Space Storage	A	2.85	0.50
2016-07-01	DIS	Walt Disney	D	-2.87	0.30	AMZN	Amazon.com	A	2.42	0.30
2016-07-01	KR	Kroger	D	-2.86	0.50	DLTR	Dollar Tree	A	2.25	0.50
2016-07-01	LLY	Eli Lilly	D	-2.85	0.20	HSIC	Henry Schein	A	2.58	0.20
2016-07-01	MSFT	Microsoft	C	-1.85	5.40	FB	Facebook	A	2.34	5.40
2016-07-01	NVO	Novo Nordisk Adr	D	-2.84	0.10	EW	Edwards Lifesciences	A	2.51	0.10
2016-07-01	COP	Conocophillips	D	-2.92	1.10					
2016-07-01	PNC	Pnc Financial Services	D	-2.86	0.50	EFX	Equifax	A	2.72	0.50
2016-07-01	RL	Ralph Lauren	D	-2.89	0.10	ATVI	Activision Blizzard	A	2.63	0.10
2016-07-01	VFC	Vf	D	-2.87	0.90	RAI	Reynolds American	A	2.45	0.90
2016-07-01	WAG	Walgreens Boots Alliance	D	-2.84	0.40	DG	Dollar General	A	2.24	0.40
2016-07-01	WFC	Wells Fargo	D	-2.86	1.90	EQIX	Equinix Inc	A	2.30	1.90
2016-07-01	AZN	Astrazeneca Adr	D	-2.85	0.20	BCR	C R Bard	A	2.40	0.20
2016-07-01	XLNX	Xilinx	C	-1.85	0.10	VRSN	Verisign	A	2.30	0.10
2016-07-01	GS	Goldman Sachs	D	-2.88	0.40	DLR	Digital Realty Trust	A	2.29	0.40
2016-07-01	REGN	Regeneron Pharmaceuticals	D	-2.90	0.10	STJ	St Jude Medical Inc	A	2.26	0.10
2016-07-01	GILD	Gilead Sciences	D	-2.86	0.20	BDX	Becton Dickinson	A	2.25	0.20
2016-07-01	SBUX	Starbucks	C	-1.85	0.20	SYZ	Sysco	A	2.24	0.20
2016-07-01	POT	Potash Corporation Of Saskatchewan	D	-2.92	0.00					
2016-07-01	JPM	Jpmorgan Chase	D	-2.85	2.10	O	Realty Income	A	2.27	2.10
2016-07-01	USB	Us Bancorp	D	-2.85	0.50	UDR	Udr	A	2.26	0.50
2016-07-01	NTAP	Netapp	D	-2.84	0.10	AMAT	Applied Materials	A	2.28	0.10
2016-07-01	C	Citigroup	D	-2.87	0.30	VTR	Ventas	A	2.25	0.30
2016-07-01	AMP	Ameriprise Financial	D	-2.89	0.00	IRM	Iron Mountain	A	2.25	0.00
2016-07-01	TGT	Target	D	-2.86	0.10	DNB	Dun & Bradstreet	A	2.23	0.10
2016-07-01	ABC	Amerisourcebergen	D	-2.88	0.00	HOT	Dun & Bradstreet	A	2.23	0.00
2016-07-01	GM	General Motors	D	-2.87	0.00	STZ	Constellation Brands	A	2.33	0.00
2016-07-01	EXPE	Expedia	C	-1.87	0.10	IPG	Interpublic Group Of Companies	A	2.21	0.10
2016-07-01	TEL	Te Connectivity	D	-2.85	0.10	FISV	Fiserv	A	2.67	0.10
2016-08-01	CCL	Carnival	D	-2.86	0.10	ULTA	Ulta Beauty	A	2.51	0.10
2016-08-01	COF	Capital One Financial	D	-2.86	0.50	EXR	Extra Space Storage	A	2.81	0.50
2016-08-01	CVS	Cvs Health	D	-2.85	0.80	AMZN	Amazon.com	A	2.45	0.80
2016-08-01	DIS	Walt Disney	D	-2.84	0.30	DLTR	Dollar Tree	A	2.26	0.30
2016-08-01	KR	Kroger	D	-2.87	0.40	DNB	Dun & Bradstreet	A	2.24	0.40
2016-08-01	COP	Conocophillips	D	-2.92	1.00					
2016-08-01	IVZ	Invesco	D	-2.85	0.20	EFX	Equifax	A	2.74	0.20

Date	Ticker	Name	R	SM	W (%)	Ticker	Name	R	SM	W (%)
2016-08-01	GS	Goldman Sachs	D	-2.87	0.40	EQIX	Equinix Inc	A	2.29	0.40
2016-08-01	GILD	Gilead Sciences	D	-2.87	0.20	EW	Edwards Lifesciences	A	2.59	0.20
2016-08-01	SBUX	Starbucks	D	-2.85	0.20	SY Y	Sysco	A	2.24	0.20
2016-08-01	POT	Corporation Of Saskatchewan	D	-2.93	0.00					
2016-08-01	C	Citigroup	D	-2.87	0.30	DLR	Digital Realty Trust	A	2.28	0.30
2016-08-01	ABC	Amerisourcebergen	D	-2.88	0.00	DG	Dollar General	A	2.24	0.00
2016-08-01	EXPE	Expedia	C	-1.86	0.10	HOT	Strw Htl Res Wrlwd	A	2.24	0.10
2016-09-01	CVS	Cvs Health	D	-2.85	0.80	ULTA	Ulta Beauty	A	2.48	0.80
2016-09-01	DIS	Walt Disney	D	-2.84	0.30	AMZN	Amazon.com	A	2.45	0.30
2016-09-01	KR	Kroger	D	-2.88	0.40	DNB	Dun & Bradstreet	A	2.26	0.40
2016-09-01	NVO	Novo Nordisk ADR	D	-2.86	0.10	EW	Edwards Lifesciences	A	2.60	0.10
2016-09-01	COP	Conocophillips	D	-2.92	1.00					
2016-09-01	GILD	Gilead Sciences	D	-2.87	0.10	BCR	C R Bard	A	2.37	0.10
2016-09-01	SBUX	Starbucks	D	-2.85	0.20	SY Y	Sysco	A	2.24	0.20
2016-09-01	POT	Corporation Of Saskatchewan	D	-2.92	0.00					
2016-09-01	TGT	Target	D	-2.85	0.10	HOT	Strw Htl Res Wrlwd	A	2.24	0.10
2016-09-01	FOXA	Twenty-first Century Fox	D	-2.87	0.50	EBAY	Ebay	A	2.24	0.50
2016-10-03	CCL	Carnival	D	-2.83	0.10	AMZN	Amazon.com	A	2.49	0.10
2016-10-03	CVS	Cvs Health	D	-2.86	0.80	ULTA	Ulta Beauty	A	2.46	0.80
2016-10-03	DIS	Walt Disney	D	-2.85	0.30	DNB	Dun & Bradstreet	A	2.26	0.30
2016-10-03	HUM	Humana	D	-2.85	1.80	EW	Edwards Lifesciences	A	2.62	1.80
2016-10-03	KR	Kroger	D	-2.89	0.10	ROST	Ross Stores	A	2.24	0.10
2016-10-03	COL	Rockwell Collins	D	-2.85	0.20	FISV	Fiserv	A	2.61	0.20
2016-10-03	NVO	Novo Nordisk ADR	D	-2.88	0.10	STJ	St Jude Medical Inc	A	2.27	0.10
2016-10-03	COP	Conocophillips	D	-2.92	1.10					
2016-10-03	WAG	Walgreens Boots Alliance	D	-2.84	0.40	EBAY	Ebay	A	2.24	0.40
2016-10-03	WFC	Wells Fargo	D	-2.86	1.70	EFX	Equifax	A	2.76	1.70
2016-10-03	GILD	Gilead Sciences	D	-2.87	0.10	BDX	Becton Dickinson	A	2.26	0.10
2016-10-03	SBUX	Starbucks	D	-2.86	0.50	YUM	Yum Brands	A	2.23	0.50
2016-10-03	POT	Corporation Of Saskatchewan	D	-2.92	0.00					
2016-10-03	BMJ	Bristol-myers Squibb	D	-2.88	0.70	COO	Cooper Companies	A	2.24	0.70
2016-10-03	CE	Celanese	D	-2.85	0.00	NEM	Newmont Mining	A	2.41	0.00
2016-10-03	FOXA	Twenty-first Century Fox	D	-2.87	0.50	NWSA	News	A	2.23	0.50
2016-11-01	CCL	Carnival	D	-2.84	0.10	ULTA	Ulta Beauty	A	2.47	0.10
2016-11-01	CM-CSA	Comcast	C	-1.85	2.80	AMZN	Amazon.com	A	2.46	2.80
2016-11-01	CVS	Cvs Health	D	-2.87	0.80	UAL	United Continental	A	2.25	0.80
2016-11-01	D	Dominion Resources	C	-1.84	1.00	OKE	Oneok	A	2.43	1.00
2016-11-01	DIS	Walt Disney	D	-2.85	0.30	NFLX	Netflix	A	2.24	0.30
2016-11-01	HUM	Humana	D	-2.85	1.70	EW	Edwards Lifesciences	A	2.48	1.70
2016-11-01	JKHY	Jack Henry & Associates	C	-1.85	0.30	GPN	Global Payments	A	2.35	0.30
2016-11-01	KR	Kroger	D	-2.88	0.10	DNB	Dun & Bradstreet	A	2.23	0.10
2016-11-01	COL	Rockwell Collins	D	-2.85	0.20	MTD	Mettler Toledo International	A	2.30	0.20
2016-11-01	LLY	Eli Lilly	C	-1.85	0.20	STJ	St Jude Medical Inc	A	2.26	0.20
2016-11-01	LOW	Lowe's Companies	D	-2.87	0.50	ROST	Ross Stores	A	2.23	0.50
2016-11-01	MCD	McDonald's	C	-1.86	0.70	EXPE	Expedia	A	2.23	0.70
2016-11-01	NVO	Novo Nordisk ADR	D	-2.90	0.10	BDX	Becton Dickinson	A	2.25	0.10
2016-11-01	COP	Conocophillips	D	-2.92	1.10					
2016-11-01	PCG	Pg&e	C	-1.84	0.80	AWK	American Water Works	A	2.25	0.80
2016-11-01	PFE	Pfizer	C	-1.86	1.20	COO	Cooper Companies	A	2.24	1.20
2016-11-01	PNW	Pinnacle West Capital	C	-1.85	0.20	SCG	Scana	A	2.25	0.20

Date	Ticker	Name	R	SM	W (%)	Ticker	Name	R	SM	W (%)
2016-11-01	T	At&t	C	-1.86	1.00	CTL	Centurylink	A	2.19	1.00
2016-11-01	WAG	Walgreens Boots Alliance	D	-2.84	0.40	SYX	Sysco	A	2.22	0.40
2016-11-01	WFC	Wells Fargo	D	-2.85	1.80	EFX	Equifax	A	2.70	1.80
2016-11-01	WHR	Whirlpool	C	-1.87	0.10	ATVI	Activision Blizzard	A	2.67	0.10
2016-11-01	AZN	Astrazeneca Adr	C	-1.86	0.20	BAX	Baxter International	A	2.23	0.20
2016-11-01	REGN	Regeneron Pharmaceuticals	D	-2.86	0.10	BSX	Boston Scientific	A	2.23	0.10
2016-11-01	GILD	Gilead Sciences	D	-2.88	0.10	ISRG	Intuitive Surgical	A	2.22	0.10
2016-11-01	SBUX	Starbucks Potash	D	-2.86	0.50	YUM	Yum Brands	A	2.22	0.50
2016-11-01	POT	Corporation Of Saskatchewan	D	-2.92	0.00					
2016-11-01	BMJ	Bristol-myers Squibb	D	-2.89	0.60	TMO	Thermo Fisher Scientific	A	2.22	0.60
2016-11-01	DHI	D.r. Horton	D	-2.86	0.00	RAI	Reynolds American	A	2.45	0.00
2016-11-01	COST	Costco Wholesale	D	-2.86	0.70	BBY	Best Buy	A	2.22	0.70
2016-11-01	XOM	Exxon Mobil	C	-1.85	0.70	CHK	Chesapeake Energy	A	2.56	0.70
2016-11-01	VZ	Verizon Communications	C	-1.86	3.20	NVDA	Nvidia	A	2.60	3.20
2016-11-01	NGG	National Grid Adr	D	-2.86	0.10	AES	Aes	A	2.23	0.10
2016-11-01	NVS	Novartis Adr	C	-1.86	0.10	SYK	Stryker	A	2.22	0.10
2016-11-01	ABC	Amerisourcebergen	D	-2.87	0.00	URBN	Urban Outfitters	A	2.22	0.00
2016-11-01	MDLZ	Mondelez International	C	-1.84	0.10	STZ	Constellation Brands	A	2.33	0.10
2016-11-01	FOXA	Twenty-first Century Fox	D	-2.86	0.50	FL	Foot Locker	A	2.21	0.50
2016-12-01	CVS	Cvs Health	D	-2.88	0.70	ULTA	Ulta Beauty	A	2.50	0.70
2016-12-01	D	Dominion Resources	C	-1.85	0.90	OKE	Oneok	A	2.48	0.90
2016-12-01	DIS	Walt Disney	D	-2.84	0.30	AMZN	Amazon.com	A	2.43	0.30
2016-12-01	DUK	Duke Energy	C	-1.86	0.10	AWK	American Water Works	A	2.25	0.10
2016-12-01	JKHY	Jack Henry & Associates	C	-1.84	0.30	URI	United Rentals	A	2.40	0.30
2016-12-01	KO	Coca-cola	D	-2.86	2.40	ATVI	Activision Blizzard	A	2.56	2.40
2016-12-01	KR	Kroger	D	-2.87	0.10	UAL	United Continental	A	2.30	0.10
2016-12-01	LLY	Eli Lilly	D	-2.87	0.20	EW	Edwards Lifesciences	A	2.42	0.20
2016-12-01	LOW	Lowe's Companies	D	-2.86	0.50	AAL	American Airlines	A	2.30	0.50
2016-12-01	NVO	Novo Nordisk Adr	D	-2.90	0.10					
2016-12-01	NWL	Newell Brands	C	-1.86	0.30	RAI	Reynolds American	A	2.45	0.30
2016-12-01	COP	Conocophillips	D	-2.91	1.20					
2016-12-01	PCG	Pg&e	C	-1.85	0.70	SCG	Scana	A	2.24	0.70
2016-12-01	PFE	Pfizer	C	-1.86	1.20	STJ	St Jude Medical Inc	A	2.27	1.20
2016-12-01	PNW	Pinnacle West Capital	C	-1.85	0.20	CNP	Centerpoint Energy	A	2.23	0.20
2016-12-01	T	At&t	C	-1.85	1.00	LVT	Level 3 Communications	A	2.20	1.00
2016-12-01	UN	Unilever	C	-1.86	0.30	STZ	Constellation Brands	A	2.30	0.30
2016-12-01	VFC	Vf	D	-2.86	0.80	PVH	Pvh	A	2.27	0.80
2016-12-01	WHR	Whirlpool	C	-1.86	0.10	HAS	Hasbro	A	2.26	0.10
2016-12-01	AZN	Astrazeneca Adr	D	-2.87	0.20	BDX	Becton Dickinson	A	2.24	0.20
2016-12-01	REGN	Regeneron Pharmaceuticals	D	-2.85	0.10	COO	Cooper Companies	A	2.22	0.10
2016-12-01	GILD	Gilead Sciences	D	-2.88	0.10	BIIB	Biogen	A	2.22	0.10
2016-12-01	BMJ	Bristol-myers Squibb	D	-2.88	0.70	BAX	Baxter International	A	2.22	0.70
2016-12-01	DHI	D.r. Horton	D	-2.87	0.00	LUK	Leucadia National	A	2.26	0.00
2016-12-01	COST	Costco Wholesale	D	-2.85	0.70	KSS	Kohl's	A	2.27	0.70
2016-12-01	XOM	Exxon Mobil	C	-1.85	0.70	CHK	Chesapeake Energy	A	2.74	0.70
2016-12-01	VZ	Verizon Communications	C	-1.85	3.20	CTL	Centurylink	A	2.18	3.20
2016-12-01	NGG	National Grid Adr	D	-2.87	0.00	AES	Aes	A	2.22	0.00
2016-12-01	NVS	Novartis Adr	D	-2.86	0.10	SYK	Stryker	A	2.21	0.10
2016-12-01	ABC	Amerisourcebergen	D	-2.85	0.00	BBY	Best Buy	A	2.26	0.00
2016-12-01	ABBV	Abbvie	C	-1.85	0.10	ISRG	Intuitive Surgical	A	2.21	0.10

Date	Ticker	Name	R	SM	W (%)	Ticker	Name	R	SM	W (%)
2016-12-01	FOXA	Twenty-first Century Fox	D	-2.85	0.50	JWN	Nordstrom	A	2.26	0.50
2016-12-01	KHC	The Kraft Heinz	C	-1.85	0.90	MAT	Mattel	A	2.26	0.90
2017-01-02	AMGN	Amgen	D	-2.86	0.00	EW	Edwards Lifesciences	A	2.49	0.00
2017-01-02	CVS	Cvs Health	D	-2.88	0.80	ULTA	Ulta Beauty	A	2.50	0.80
2017-01-02	D	Dominion Resources	C	-1.84	0.80	OKE	Oneok	A	2.51	0.80
2017-01-02	DUK	Duke Energy	C	-1.85	0.10	SCG	Scana	A	2.25	0.10
2017-01-02	JNJ	Johnson & Johnson	C	-1.85	2.10	STJ	St Jude Medical Inc	A	2.27	2.10
2017-01-02	KO	Coca-cola	D	-2.85	2.10	ATVI	Activision Blizzard	A	2.57	2.10
2017-01-02	LLY	Eli Lilly	D	-2.85	0.10	DGX	Quest Diagnostics	A	2.25	0.10
2017-01-02	MDT	Medtronic	C	-1.87	1.00	COO	Cooper Companies	A	2.24	1.00
2017-01-02	MHFI	McGraw Hill Fin	C	-1.86	0.30	CMA	Comerica	A	2.37	0.30
2017-01-02	NVO	Novo Nordisk Adr	D	-2.90	0.10	SYK	Stryker	A	2.23	0.10
2017-01-02	NWL	Newell Brands	C	-1.86	0.50	RAI	Reynolds American	A	2.47	0.50
2017-01-02	PCG	Pg&e	C	-1.85	0.70	AWK	American Water Works	A	2.25	0.70
2017-01-02	PFE	Pfizer	C	-1.85	0.60	ZTS	Zoetis	A	2.22	0.60
2017-01-02	PNW	Pinnacle West Capital	C	-1.84	0.20	CNP	Centerpoint Energy	A	2.24	0.20
2017-01-02	UN	Unilever	D	-2.86	0.10	STZ	Constellation Brands	A	2.31	0.10
2017-01-02	VFC	Vf	D	-2.86	0.70	TSN	Tyson Foods	A	2.27	0.70
2017-01-02	AZN	Astrazeneca Adr	D	-2.87	0.20	BSX	Boston Scientific	A	2.22	0.20
2017-01-02	REGN	Regeneron Pharmaceuticals	D	-2.85	0.10	BAX	Baxter International	A	2.22	0.10
2017-01-02	GILD	Gilead Sciences	D	-2.88	0.10	ISRG	Intuitive Surgical	A	2.21	0.10
2017-01-02	VIAB	Viacom	D	-2.87	0.30	AMZN	Amazon.com	A	2.44	0.30
2017-01-02	BMY	Bristol-myers Squibb	D	-2.87	1.10	BIIB	Biogen	A	2.21	1.10
2017-01-02	DHI	D.r. Horton	D	-2.87	0.00	LUK	Leucadia National Laboratory Corp	A	2.27	0.00
2017-01-02	RMD	Resmed	C	-1.85	0.20	LH	Of America	A	2.21	0.20
2017-01-02	NGG	National Grid Adr	D	-2.87	0.10	LNT	Alliant Energy	A	2.22	0.10
2017-01-02	WYNN	Wynn Resorts	C	-1.87	0.10	UAL	United Continental	A	2.32	0.10
2017-01-02	NVS	Novartis Adr	D	-2.85	0.10	ANTM	Anthem	A	2.20	0.10
2017-01-02	ABC	Amerisourcebergen	D	-2.85	0.00	AAL	American Airlines	A	2.31	0.00
2017-01-02	ABBV	Abbvie	C	-1.85	0.10	HOLX	Hologic	A	2.20	0.10
2017-01-02	KHC	The Kraft Heinz	C	-1.84	1.00	ADM	Archer Daniels Midland	A	2.25	1.00
2017-02-01	AMGN	Amgen	D	-2.85	0.00	EW	Edwards Lifesciences	A	2.51	0.00
2017-02-01	CVS	Cvs Health	D	-2.88	0.80	ULTA	Ulta Beauty	A	2.53	0.80
2017-02-01	DUK	Duke Energy International	C	-1.85	0.10	OKE	Oneok	A	2.48	0.10
2017-02-01	IFF	Flavors & Fragrances	C	-1.86	0.10	FCX	Freeport-mcmoran	A	2.75	0.10
2017-02-01	JNJ	Johnson & Johnson	C	-1.85	2.00	IDXX	Idexx Laboratories	A	2.30	2.00
2017-02-01	KO	Coca-cola	D	-2.85	2.10	ATVI	Activision Blizzard	A	2.64	2.10
2017-02-01	LLY	Eli Lilly	D	-2.83	0.10	COO	Cooper Companies	A	2.26	0.10
2017-02-01	MDT	Medtronic	D	-2.86	1.10	DGX	Quest Diagnostics	A	2.25	1.10
2017-02-01	MHFI	McGraw Hill Fin	C	-1.84	0.30	LNC	Lincoln National	A	2.37	0.30
2017-02-01	ES	Eversource Energy	C	-1.85	0.00	NRG	Nrg Energy	A	2.28	0.00
2017-02-01	NVO	Novo Nordisk Adr	D	-2.89	0.10	BSX	Boston Scientific	A	2.25	0.10
2017-02-01	NWL	Newell Brands	C	-1.86	0.50	RAI	Reynolds American	A	2.50	0.50
2017-02-01	PCG	Pg&e	C	-1.84	0.70	CNP	Centerpoint Energy	A	2.26	0.70
2017-02-01	PFE	Pfizer	C	-1.86	0.60	BAX	Baxter International	A	2.24	0.60
2017-02-01	UN	Unilever	D	-2.86	0.10	STZ	Constellation Brands	A	2.30	0.10
2017-02-01	VFC	Vf	D	-2.87	0.60	LUK	Leucadia National	A	2.28	0.60
2017-02-01	WMT	Wal-mart Stores	C	-1.85	0.00	AMZN	Amazon.com	A	2.48	0.00
2017-02-01	AZN	Astrazeneca Adr	D	-2.87	0.20	SYK	Stryker	A	2.23	0.20
2017-02-01	REGN	Regeneron Pharmaceuticals	D	-2.86	0.10	ISRG	Intuitive Surgical	A	2.23	0.10
2017-02-01	GILD	Gilead Sciences	D	-2.88	0.10	ZTS	Zoetis	A	2.23	0.10
2017-02-01	BMY	Bristol-myers Squibb	D	-2.89	1.00	ANTM	Anthem	A	2.23	1.00



Date	Ticker	Name	R	SM	W (%)	Ticker	Name	R	SM	W (%)
2017-02-01	MCO	Moody's	C	-1.84	0.10	CMA	Comerica	A	2.37	0.10
2017-02-01	NGG	National Grid Adr	D	-2.87	0.10	AWK	American Water Works	A	2.25	0.10
2017-02-01	NVS	Novartis Adr	D	-2.85	0.10	LH	Laboratory Corp Of America	A	2.22	0.10
2017-02-01	MJN	Mead Johnson Nutrition	D	-2.88	0.20	HAS	Hasbro	A	2.26	0.20
2017-02-01	ABBV	Abbvie	C	-1.85	0.10	HCA	Hca	A	2.22	0.10
2017-02-01	KHC	The Kraft Heinz	C	-1.84	1.00	CPB	Campbell Soup	A	2.25	1.00
2017-03-01	CVS	Cvs Health	D	-2.87	0.80	ULTA	Ulta Beauty	A	2.54	0.80
2017-03-01	IFF	International Flavors & Fragrances	C	-1.85	0.10	FCX	Freeport-mcmoran	A	2.62	0.10
2017-03-01	KO	Coca-cola	D	-2.85	2.00	ATVI	Activision Blizzard	A	2.74	2.00
2017-03-01	NBL	Noble Energy	C	-1.85	0.20	WMB	Williams Companies	A	2.43	0.20
2017-03-01	ES	Eversource Energy	C	-1.84	0.00	OKE	Oneok	A	2.49	0.00
2017-03-01	NVO	Novo Nordisk Adr	D	-2.90	0.10	IDXX	Idexx Laboratories	A	2.36	0.10
2017-03-01	NWL	Newell Brands	C	-1.85	0.50	RAI	Reynolds American	A	2.52	0.50
2017-03-01	VFC	Vf	D	-2.86	0.60	STZ	Constellation Brands	A	2.32	0.60
2017-03-01	AZN	Astrazeneca Adr	D	-2.86	0.20	INCY	Incyte	A	2.35	0.20
2017-03-01	REGN	Regeneron Pharmaceuticals	D	-2.85	0.10	COO	Cooper Companies	A	2.28	0.10
2017-03-01	GILD	Gilead Sciences	D	-2.89	0.10	DGX	Quest Diagnostics	A	2.27	0.10
2017-03-01	NGG	National Grid Adr	D	-2.87	0.10	NRG	Nrg Energy	A	2.28	0.10
2017-03-01	MJN	Mead Johnson Nutrition	D	-2.84	0.30	LUK	Leucadia National	A	2.31	0.30
2017-04-03	APD	Air Products & Chemicals	C	-1.85	0.50	FCX	Freeport-mcmoran	A	2.59	0.50
2017-04-03	CVS	Cvs Health	D	-2.88	0.70	ULTA	Ulta Beauty	A	2.55	0.70
2017-04-03	GE	General Electric	D	-2.85	0.70	URI	United Rentals	A	2.48	0.70
2017-04-03	NBL	Noble Energy	C	-1.86	0.20	WMB	Williams Companies	A	2.45	0.20
2017-04-03	NVO	Novo Nordisk Adr	D	-2.90	0.00	IDXX	Idexx Laboratories	A	2.38	0.00
2017-04-03	NWL	Newell Brands	C	-1.86	0.80	ATVI	Activision Blizzard	A	2.78	0.80
2017-04-03	SLB	Schlumberger	C	-1.85	2.30	KMI	Kinder Morgan	A	2.30	2.30
2017-04-03	VFC	Vf	D	-2.86	0.70	RAI	Reynolds American	A	2.52	0.70
2017-04-03	REGN	Regeneron Pharmaceuticals	D	-2.85	0.00	INCY	Incyte	A	2.37	0.00
2017-04-03	PX	Praxair	C	-1.84	0.80	ALB	Albemarle	A	2.42	0.80
2017-04-03	GILD	Gilead Sciences	D	-2.89	0.10	COO	Cooper Companies	A	2.27	0.10
2017-04-03	SBUX	Starbucks	C	-1.84	0.80	AMZN	Amazon.com	A	2.52	0.80
2017-04-03	BMJ	Bristol-myers Squibb	D	-2.85	1.00	DGX	Quest Diagnostics	A	2.27	1.00
2017-04-03	XOM	Exxon Mobil	D	-2.85	0.40	CXO	Concho Resources	A	2.30	0.40
2017-04-03	VZ	Verizon Communications	D	-2.85	2.60	LVL	Level 3 Communications	A	2.21	2.60
2017-04-03	NGG	National Grid Adr	D	-2.86	0.10	OKE	Oneok	A	2.49	0.10
2017-05-01	APD	Air Products & Chemicals	C	-1.84	0.50	FCX	Freeport-mcmoran	A	2.56	0.50
2017-05-01	CVS	Cvs Health	D	-2.87	0.70	ULTA	Ulta Beauty	A	2.55	0.70
2017-05-01	GE	General Electric	D	-2.85	0.70	URI	United Rentals	A	2.42	0.70
2017-05-01	NBL	Noble Energy	D	-2.87	0.20	WMB	Williams Companies	A	2.46	0.20
2017-05-01	COP	Conocophillips	C	-1.85	0.50	CXO	Concho Resources	A	2.29	0.50
2017-05-01	SLB	Schlumberger	C	-1.86	2.20	BHI	Baker Hughes	A	2.26	2.20
2017-05-01	WHR	Whirlpool	C	-1.84	0.10	ATVI	Activision Blizzard	A	2.83	0.10
2017-05-01	REGN	Regeneron Pharmaceuticals	D	-2.84	0.00	IDXX	Idexx Laboratories	A	2.41	0.00
2017-05-01	GILD	Gilead Sciences	D	-2.89	0.10	INCY	Incyte	A	2.33	0.10
2017-05-01	BMJ	Bristol-myers Squibb	D	-2.84	1.00	DGX	Quest Diagnostics	A	2.29	1.00
2017-05-01	XOM	Exxon Mobil	D	-2.85	0.40	MPC	Marathon Petroleum	A	2.24	0.40
2017-05-01	VZ	Verizon Communications	D	-2.86	2.40	LVL	Level 3 Communications	A	2.22	2.40
2017-05-01	GM	General Motors	C	-1.85	0.20	RAI	Reynolds American	A	2.54	0.20
2017-05-01	LYB	Lyondellbasell Industries	C	-1.86	0.20	ALB	Albemarle	A	2.44	0.20
2017-06-01	COF	Capital One Financial	C	-1.86	0.90	CMA	Comerica	A	2.37	0.90



Date	Ticker	Name	R	SM	W (%)	Ticker	Name	R	SM	W (%)
2017-06-01	CVS	Cvs Health	D	-2.88	0.70	ULTA	Ultra Beauty	A	2.60	0.70
2017-06-01	GE	General Electric	D	-2.86	0.60	MTD	Mettler Toledo International	A	2.44	0.60
2017-06-01	HAL	Halliburton	C	-1.87	0.60	WMB	Williams Companies	A	2.43	0.60
2017-06-01	NBL	Noble Energy	D	-2.88	0.20	CXO	Concho Resources	A	2.29	0.20
2017-06-01	COP	Conocophillips	C	-1.86	0.50	MPC	Marathon Petroleum	A	2.25	0.50
2017-06-01	PCAR	Paccar	C	-1.85	0.40	URI	United Rentals	A	2.42	0.40
2017-06-01	PFE	Pfizer	C	-1.84	0.50	IDXX	Idexx Laboratories	A	2.42	0.50
2017-06-01	T	At&t	C	-1.85	1.10	LVL	Level 3 Communications	A	2.23	1.10
2017-06-01	SLB	Schlumberger	D	-2.87	2.10	BHI	Baker Hughes	A	2.24	2.10
2017-06-01	WAG	Walgreens Boots Alliance	C	-1.84	0.30	AMZN	Amazon.com	A	2.58	0.30
2017-06-01	WFC	Wells Fargo	C	-1.85	1.70	LNC	Lincoln National	A	2.36	1.70
2017-06-01	PXD	Pioneer Natural Resources	C	-1.86	0.50	COG	Cabot Oil & Gas	A	2.17	0.50
2017-06-01	IVZ	Invesco	C	-1.84	0.20	ZION	Zions Bancorp	A	2.34	0.20
2017-06-01	EOG	Eog Resources	C	-1.86	0.20	NVDA	Nvidia	A	3.00	0.20
2017-06-01	ENB	Enbridge	C	-1.85	1.80	MU	Micron Technology	A	2.54	1.80
2017-06-01	GILD	Gilead Sciences	D	-2.89	0.10	INCY	Incyte	A	2.34	0.10
2017-06-01	POT	Corporation Of Saskatchewan	C	-1.86	0.00	AMAT	Applied Materials	A	2.53	0.00
2017-06-01	XOM	Exxon Mobil	D	-2.85	0.40	AMD	Advanced Micro Devices	A	3.00	0.40
2017-06-01	VZ	Verizon Communications	D	-2.86	2.40	RAI	Reynolds American	A	2.56	2.40
2017-06-01	EXC	Exelon	C	-1.84	0.00	OKE	Oneok	A	2.44	0.00
2017-06-01	GM	General Motors	C	-1.85	0.20	ATVI	Activision Blizzard	A	2.94	0.20
2017-06-01	SNI	Scripps Networks Interactive	C	-1.86	0.10	UAL	United Continental	A	2.36	0.10
2017-06-01	LYB	Lyondellbasell Industries	C	-1.86	0.10	FCX	Freeport-mcmoran	A	2.51	0.10
2017-07-03	COF	Capital One Financial	C	-1.86	1.00	CMA	Comerica	A	2.40	1.00
2017-07-03	GE	General Electric	D	-2.86	1.00	MTD	Mettler Toledo International	A	2.44	1.00
2017-07-03	HAL	Halliburton	C	-1.87	0.60	WMB	Williams Companies	A	2.46	0.60
2017-07-03	NBL	Noble Energy	D	-2.88	0.20	CXO	Concho Resources	A	2.29	0.20
2017-07-03	COP	Conocophillips	C	-1.86	0.50	MPC	Marathon Petroleum	A	2.25	0.50
2017-07-03	PCAR	Paccar	C	-1.84	0.50	URI	United Rentals	A	2.44	0.50
2017-07-03	PFE	Pfizer	C	-1.84	0.50	ALGN	Align Technology	A	2.42	0.50
2017-07-03	T	At&t	D	-2.85	1.00	LVL	Level 3 Communications	A	2.22	1.00
2017-07-03	SLB	Schlumberger	D	-2.87	1.90	TSO	Tesoro	A	2.19	1.90
2017-07-03	CHRW	C.h.robinson Worldwide	D	-2.86	0.20	CSX	Csx	A	2.41	0.20
2017-07-03	WAG	Walgreens Boots Alliance	C	-1.85	0.30	AMZN	Amazon.com	A	2.55	0.30
2017-07-03	WFC	Wells Fargo	C	-1.84	2.00	ZION	Zions Bancorp	A	2.37	2.00
2017-07-03	PXD	Pioneer Natural Resources	C	-1.86	0.60	COG	Cabot Oil & Gas	A	2.19	0.60
2017-07-03	EOG	Eog Resources	C	-1.86	0.30	PSX	Phillips 66	A	2.18	0.30
2017-07-03	ENB	Enbridge	C	-1.85	1.90	RAI	Reynolds American	A	2.54	1.90
2017-07-03	GILD	Gilead Sciences	D	-2.88	0.00	IDXX	Idexx Laboratories	A	2.39	0.00
2017-07-03	POT	Corporation Of Saskatchewan	C	-1.87	0.00	MU	Micron Technology	A	2.51	0.00
2017-07-03	VIAB	Viacom	D	-2.88	0.10	ULTA	Ultra Beauty	A	2.55	0.10
2017-07-03	XOM	Exxon Mobil	D	-2.85	0.20	NVDA	Nvidia	A	3.00	0.20
2017-07-03	VZ	Verizon Communications	D	-2.86	2.30	CTL	Centurylink	A	2.18	2.30
2017-07-03	CVX	Chevron	C	-1.85	1.60	AMD	Advanced Micro Devices	A	3.00	1.60
2017-07-03	GM	General Motors	C	-1.85	0.20	ATVI	Activision Blizzard	A	2.89	0.20
2017-07-03	CNK	Cinemark	C	-1.86	0.30	BBY	Best Buy	A	2.34	0.30
2017-07-03	SNI	Scripps Networks Interactive	C	-1.86	0.10	AAL	American Airlines	A	2.33	0.10
2017-07-03	LYB	Lyondellbasell Industries	C	-1.85	0.30	FCX	Freeport-mcmoran	A	2.54	0.30

Date	Ticker	Name	R	SM	W (%)	Ticker	Name	R	SM	W (%)
2017-08-01	CVS	Cvs Health	D	-2.84	0.70	AMZN	Amazon.com	A	2.58	0.70
2017-08-01	GE	General Electric	D	-2.87	0.90	URI	United Rentals	A	2.45	0.90
2017-08-01	HAL	Halliburton	C	-1.88	0.60	WMB	Williams Companies	A	2.47	0.60
2017-08-01	NBL	Noble Energy	D	-2.89	0.20	CXO	Concho Resources	A	2.30	0.20
2017-08-01	COP	Conocophillips	C	-1.86	0.50	MPC	Marathon Petroleum	A	2.27	0.50
2017-08-01	PFE	Pfizer	C	-1.84	0.50	ALGN	Align Technology	A	2.48	0.50
2017-08-01	T	At&t	D	-2.85	1.00	LVLTL	Level 3 Communications	A	2.22	1.00
2017-08-01	SLB	Schlumberger	D	-2.87	1.90	TSO	Tesoro	A	2.20	1.90
2017-08-01	CHRW	C.h.robinson Worldwide	D	-2.87	0.20	MTD	Mettler Toledo International	A	2.43	0.20
2017-08-01	WAG	Walgreens Boots Alliance	D	-2.84	0.30	ULTA	Ulta Beauty	A	2.50	0.30
2017-08-01	WFC	Wells Fargo	C	-1.85	1.90	LNC	Lincoln National	A	2.40	1.90
2017-08-01	PXD	Pioneer Natural Resources	D	-2.86	0.60	PSX	Phillips 66	A	2.19	0.60
2017-08-01	EOG	Eog Resources	C	-1.85	0.30	COG	Cabot Oil & Gas	A	2.19	0.30
2017-08-01	ENB	Enbridge	D	-2.85	1.90	NVDA	Nvidia	A	3.00	1.90
2017-08-01	POT	Potash Corporation Of Saskatchewan	C	-1.86	0.00	AMD	Advanced Micro Devices	A	3.00	0.00
2017-08-01	VIAB	Viacom	D	-2.87	0.10	NFLX	Netflix	A	2.36	0.10
2017-08-01	COST	Costco Wholesale	C	-1.85	1.00	BBY	Best Buy	A	2.34	1.00
2017-08-01	XOM	Exxon Mobil	D	-2.86	0.20	VLO	Valero Energy	A	2.19	0.20
2017-08-01	NGG	National Grid Adr	D	-2.86	0.10	OKE	Oneok	A	2.50	0.10
2017-08-01	CNK	Cinemark	C	-1.85	0.30	AAL	American Airlines	A	2.34	0.30
2017-08-01	LYB	Lyondellbasell Industries	C	-1.85	0.30	FCX	Freeport-mcmoran	A	2.65	0.30
2017-09-01	ADI	Analog Devices	C	-1.84	0.80	NVDA	Nvidia	A	3.00	0.80
2017-09-01	CL	Colgate-palmolive	C	-1.85	0.20	ATVI	Activision Blizzard	A	3.00	0.20
2017-09-01	CVS	Cvs Health	D	-2.84	0.70	AMZN	Amazon.com	A	2.57	0.70
2017-09-01	GE	General Electric	D	-2.87	0.90	URI	United Rentals	A	2.46	0.90
2017-09-01	HAL	Halliburton	D	-2.89	0.50	WMB	Williams Companies	A	2.45	0.50
2017-09-01	NBL	Noble Energy	D	-2.90	0.10	STZ	Constellation Brands	A	2.41	0.90
2017-09-01	NWL	Newell Brands	C	-1.85	0.90	MPC	Marathon Petroleum	A	2.25	0.50
2017-09-01	COP	Conocophillips	C	-1.86	0.50	LNC	Lincoln National	A	2.37	1.30
2017-09-01	CB	Chubb	C	-1.84	1.30	LVLTL	Level 3 Communications	A	2.20	1.00
2017-09-01	T	At&t	D	-2.85	1.00	EQT	Eq	A	2.21	1.80
2017-09-01	SLB	Schlumberger	D	-2.88	1.80	MTD	Mettler Toledo International	A	2.45	0.20
2017-09-01	CHRW	C.h.robinson Worldwide	D	-2.86	0.20	ULTA	Ulta Beauty	A	2.43	0.30
2017-09-01	WAG	Walgreens Boots Alliance	D	-2.84	0.30	CMA	Comerica	A	2.37	1.80
2017-09-01	WFC	Wells Fargo	C	-1.86	1.80	TSO	Tesoro	A	2.21	0.50
2017-09-01	PXD	Pioneer Natural Resources	D	-2.89	0.50	COG	Cabot Oil & Gas	A	2.20	0.30
2017-09-01	EOG	Eog Resources	D	-2.87	0.30	AMD	Advanced Micro Devices	A	3.00	1.80
2017-09-01	INTC	Intel	D	-2.84	1.80	FCX	Freeport-mcmoran	A	2.67	1.90
2017-09-01	ENB	Enbridge	D	-2.86	1.90	MU	Micron Technology	A	2.57	0.00
2017-09-01	POT	Potash Corporation Of Saskatchewan	C	-1.86	0.00	NFLX	Netflix	A	2.34	0.10
2017-09-01	VIAB	Viacom	D	-2.90	0.10	RCL	Royal Caribbean Cruises	A	2.32	1.00
2017-09-01	COST	Costco Wholesale	C	-1.86	1.00	VLO	Valero Energy	A	2.19	0.20
2017-09-01	XOM	Exxon Mobil	D	-2.86	0.20	OKE	Oneok	A	2.48	0.10
2017-09-01	NGG	National Grid Adr	D	-2.86	0.10	BBY	Best Buy	A	2.31	0.20
2017-09-01	CNK	Cinemark	D	-2.87	0.20	MGM	Mgm Resorts International	A	2.31	0.20
2017-09-01	FOXA	Twenty-first Century Fox	C	-1.86	0.20	EA	Electronic Arts	A	2.32	0.90
2017-09-01	KHC	The Kraft Heinz	D	-2.86	0.90	ATVI	Activision Blizzard	A	3.00	0.20
2017-10-02	CL	Colgate-palmolive	C	-1.84	0.20	CMA	Comerica	A	2.41	0.80
2017-10-02	SPG	Simon Property	D	-2.88	0.80	URI	United Rentals	A	2.54	1.00
2017-10-02	GE	General Electric	D	-2.87	1.00	WMB	Williams Companies	A	2.45	0.20
2017-10-02	NBL	Noble Energy	D	-2.89	0.20	STZ	Constellation Brands	A	2.40	0.90
2017-10-02	NWL	Newell Brands	D	-2.87	0.90					

Date	Ticker	Name	R	SM	W (%)	Ticker	Name	R	SM	W (%)
2017-10-02	SLB	Schlumberger	D	-2.87	1.70	MPC	Marathon Petroleum	A	2.26	1.70
2017-10-02	TYC	Tyco International	D	-2.85	0.60	MTD	Mettler Toledo International	A	2.47	0.60
2017-10-02	WAG	Walgreens Boots Alliance	D	-2.85	0.30	AMZN	Amazon.com	A	2.56	0.30
2017-10-02	WFC	Wells Fargo	C	-1.85	1.70	LNC	Lincoln National	A	2.40	1.70
2017-10-02	PXD	Pioneer Natural Resources	D	-2.87	0.60	EQT	Eqst	A	2.21	0.60
2017-10-02	ENB	Enbridge	D	-2.85	2.00	NVDA	Nvidia	A	3.00	2.00
2017-10-02	VIAB	Viacom	D	-2.90	0.10					
2017-10-02	COST	Costco Wholesale	C	-1.85	0.50	NFLX	Netflix	A	2.35	0.50
2017-10-02	AAP	Advance Auto Parts	D	-2.91	0.10					
2017-10-02	NGG	National Grid Adr	D	-2.86	0.20	OKE	Oneok	A	2.49	0.20
2017-10-02	ABC	Amerisourcebergen	C	-1.86	0.00	BBY	Best Buy	A	2.33	0.00
2017-10-02	CNK	Cinemark	D	-2.86	0.20	AAL	American Airlines	A	2.31	0.20
2017-10-02	MDLZ	Mondelez International	D	-2.85	0.10	EA	Electronic Arts	A	2.32	0.10
2017-10-02	FOXA	Twenty-first Century Fox	C	-1.86	0.20	RCL	Royal Caribbean Cruises	A	2.30	0.20
2017-10-02	KHC	The Kraft Heinz	D	-2.87	0.40	BWA	Borgwarner	A	2.31	0.40
2017-11-01	CL	Colgate-palmolive	C	-1.85	0.20	ATVI	Activision Blizzard	A	3.00	0.20
2017-11-01	CM-CSA	Comcast	C	-1.86	2.60	AMZN	Amazon.com	A	2.64	2.60
2017-11-01	DIS	Walt Disney	D	-2.86	0.20	NFLX	Netflix	A	2.39	0.20
2017-11-01	SPG	Simon Property	D	-2.88	0.80	CMA	Comerica	A	2.42	0.80
2017-11-01	GE	General Electric	D	-2.90	0.80	URI	United Rentals	A	2.55	0.80
2017-11-01	NBL	Noble Energy	D	-2.89	0.20	MPC	Marathon Petroleum	A	2.29	0.20
2017-11-01	NWL	Newell Brands	D	-2.88	0.80	STZ	Constellation Brands	A	2.44	0.80
2017-11-01	SLB	Schlumberger	D	-2.88	1.50	TSO	Tesoro	A	2.22	1.50
2017-11-01	WAG	Walgreens Boots Alliance	D	-2.86	0.30	MAR	Marriott International	A	2.33	0.30
2017-11-01	PXD	Pioneer Natural Resources	D	-2.87	0.60	VLO	Valero Energy	A	2.22	0.60
2017-11-01	CBS	Cbs	D	-2.87	0.50	BBY	Best Buy	A	2.32	0.50
2017-11-01	ENB	Enbridge	D	-2.86	1.90	NVDA	Nvidia	A	3.00	1.90
2017-11-01	SBUX	Starbucks	D	-2.86	0.80	AAL	American Airlines	A	2.32	0.80
2017-11-01	VIAB	Viacom	D	-2.91	0.10					
2017-11-01	COST	Costco Wholesale	C	-1.85	0.40	RCL	Royal Caribbean Cruises	A	2.31	0.40
2017-11-01	AAP	Advance Auto Parts	D	-2.92	0.10					
2017-11-01	NGG	National Grid Adr	D	-2.87	0.20	OKE	Oneok	A	2.48	0.20
2017-11-01	ABC	Amerisourcebergen	C	-1.87	0.00	KMX	Carmax	A	2.29	0.00
2017-11-01	CNK	Cinemark	D	-2.87	0.20	MGM	Mgm Resorts International	A	2.28	0.20
2017-11-01	MDLZ	Mondelez International	D	-2.85	0.10	PHM	Pultegroup	A	2.33	0.10
2017-11-01	FOXA	Twenty-first Century Fox	D	-2.87	0.20	WYN	Wyndham Worldwide	A	2.28	0.20
2017-11-01	KHC	The Kraft Heinz	D	-2.87	0.40	BWA	Borgwarner	A	2.32	0.40
2017-12-01	CM-CSA	Comcast	C	-1.85	2.70	AMZN	Amazon.com	A	2.68	2.70
2017-12-01	CVS	Cvs Health	D	-2.85	0.50	NFLX	Netflix	A	2.36	0.50
2017-12-01	DIS	Walt Disney	D	-2.85	0.20	MAR	Marriott International	A	2.35	0.20
2017-12-01	SPG	Simon Property	D	-2.88	0.80	CMA	Comerica	A	2.45	0.80
2017-12-01	GE	General Electric	D	-2.91	0.70					
2017-12-01	MDT	Medtronic	C	-1.85	0.50	ALGN	Align Technology	A	2.72	0.50
2017-12-01	MRK	Merck & Co	D	-2.86	1.90	ISRG	Intuitive Surgical	A	2.40	1.90
2017-12-01	NBL	Noble Energy	D	-2.89	0.10	MPC	Marathon Petroleum	A	2.30	0.10
2017-12-01	NUE	Nucor	D	-2.86	0.40	FCX	Freeport-mcmoran	A	2.63	0.40
2017-12-01	NWL	Newell Brands	D	-2.90	0.60					
2017-12-01	PCG	Pg&e	C	-1.87	0.50	NRG	Nrg Energy	A	2.47	0.50
2017-12-01	SLB	Schlumberger	D	-2.88	1.50	MRO	Marathon Oil	A	2.23	1.50
2017-12-01	TYC	Tyco International	D	-2.85	0.60	URI	United Rentals	A	2.60	0.60
2017-12-01	WAG	Walgreens Boots Alliance	D	-2.86	0.30	BBY	Best Buy	A	2.34	0.30
2017-12-01	WHR	Whirlpool	D	-2.86	0.10	ATVI	Activision Blizzard	A	2.98	0.10
2017-12-01	CBS	Cbs	D	-2.86	0.50	AAL	American Airlines	A	2.32	0.50
2017-12-01	ENB	Enbridge	D	-2.86	1.80	NVDA	Nvidia	A	3.00	1.80

Date	Ticker	Name	R	SM	W (%)	Ticker	Name	R	SM	W (%)
2017-12-01	SBUX	Starbucks	D	-2.85	0.90	RCL	Royal Caribbean Cruises	A	2.32	0.90
2017-12-01	VIAB	Viacom	D	-2.90	0.10	MGM	Mgm Resorts International	A	2.31	0.10
2017-12-01	AAP	Advance Auto Parts	D	-2.91	0.10					
2017-12-01	NGG	National Grid Adr	D	-2.87	0.20	OKE	Oneok	A	2.46	0.20
2017-12-01	CNK	Cinemark	D	-2.87	0.20	YUM	Yum Brands	A	2.31	0.20
2017-12-01	MDLZ	Mondelez International	D	-2.85	0.10	STZ	Constellation Brands	A	2.44	0.10
2017-12-01	KHC	The Kraft Heinz	D	-2.86	0.40	PHM	Pultegroup	A	2.37	0.40
2017-12-01	CCE	Coca-cola European Partners	C	-1.85	0.10	BWA	Borgwarner	A	2.33	0.10
2018-01-01	CM-CSA	Comcast	C	-1.84	2.50	AMZN	Amazon.com	A	2.68	2.50
2018-01-01	MON	Monsanto	C	-1.84	0.40	ATVI	Activision Blizzard	A	3.00	0.40
2018-01-01	CVS	Cvs Health	D	-2.85	0.50	BBY	Best Buy	A	2.39	0.50
2018-01-01	GE	General Electric	D	-2.91	0.60					
2018-01-01	MDT	Medtronic	C	-1.85	0.30	ALGN	Align Technology	A	2.63	0.30
2018-01-01	MRK	Merck & Co	D	-2.86	1.90	IDXX	Idexx Laboratories	A	2.39	1.90
2018-01-01	NBL	Noble Energy	D	-2.88	0.20	MPC	Marathon Petroleum	A	2.31	0.20
2018-01-01	NWL	Newell Brands	D	-2.91	0.60					
2018-01-01	PCG	Pg&e	D	-2.90	0.20	NRG	Nrg Energy	A	2.48	0.20
2018-01-01	SLB	Schlumberger	D	-2.87	1.70	MRO	Marathon Oil	A	2.26	1.70
2018-01-01	TYC	Tyco International	D	-2.85	0.70	URI	United Rentals	A	2.66	0.70
2018-01-01	WAG	Walgreens Boots Alliance	D	-2.85	0.30	NFLX	Netflix	A	2.37	0.30
2018-01-01	WHR	Whirlpool	D	-2.86	0.10	STZ	Constellation Brands	A	2.46	0.10
2018-01-01	CBS	Cbs	D	-2.86	0.60	MAR	Marriott International	A	2.37	0.60
2018-01-01	ENB	Enbridge	D	-2.86	1.90	NVDA	Nvidia	A	3.00	1.90
2018-01-01	GILD	Gilead Sciences	C	-1.86	0.30	ISRG	Intuitive Surgical	A	2.37	0.30
2018-01-01	NGG	National Grid Adr	D	-2.87	0.20	OKE	Oneok	A	2.47	0.20
2018-01-01	CNK	Cinemark	D	-2.84	0.20	AAL	American Airlines	A	2.34	0.20
2018-01-01	KHC	The Kraft Heinz	D	-2.87	0.40	PHM	Pultegroup	A	2.36	0.40
2018-01-01	CCE	Coca-cola European Partners	C	-1.85	0.10	KORS	Michael Kors	A	2.32	0.10
2018-01-01	BHGE	Baker Hughes, A Ge	D	-2.92	0.10					
2018-02-01	CMS	Cms Energy	C	-1.85	0.20	OKE	Oneok	A	2.53	0.20
2018-02-01	MON	Monsanto	C	-1.83	0.40	ATVI	Activision Blizzard	A	3.00	0.40
2018-02-01	CVS	Cvs Health	D	-2.84	0.50	AMZN	Amazon.com	A	2.81	0.50
2018-02-01	SYMC	Symantec	D	-2.87	0.20	NVDA	Nvidia	A	3.00	0.20
2018-02-01	DUK	Duke Energy	C	-1.86	0.10	NRG	Nrg Energy	A	2.45	0.10
2018-02-01	GE	General Electric	D	-2.92	0.50					
2018-02-01	MRK	Merck & Co	D	-2.85	1.90	ALGN	Align Technology	A	2.73	1.90
2018-02-01	NWL	Newell Brands	D	-2.92	0.50					
2018-02-01	PCG	Pg&e	D	-2.90	0.20					
2018-02-01	UN	Unilever	C	-1.84	0.10	STZ	Constellation Brands	A	2.45	0.10
2018-02-01	WHR	Whirlpool	D	-2.85	0.10	EA	Electronic Arts	A	2.35	0.10
2018-02-01	SRE	Sempra Energy	C	-1.85	0.60	AWK	American Water Works	A	2.28	0.60
2018-02-01	CBS	Cbs	D	-2.86	0.50	NFLX	Netflix	A	2.52	0.50
2018-02-01	ENB	Enbridge	D	-2.88	1.60	FCX	Freeport-mcmoran	A	2.87	1.60
2018-02-01	NGG	National Grid Adr	D	-2.87	0.20	CNP	Centerpoint Energy	A	2.27	0.20
2018-02-01	KHC	The Kraft Heinz	D	-2.86	0.40	PHM	Pultegroup	A	2.34	0.40
2018-02-01	CCE	Coca-cola European Partners	C	-1.85	0.10	BWA	Borgwarner	A	2.34	0.10
2018-02-01	BHGE	Baker Hughes, A Ge	D	-2.92	0.10					
2018-03-01	CMS	Cms Energy	C	-1.86	0.20	OKE	Oneok	A	2.50	0.20
2018-03-01	SYMC	Symantec	D	-2.87	0.20	NVDA	Nvidia	A	3.00	0.20
2018-03-01	DUK	Duke Energy	D	-2.86	0.10	NRG	Nrg Energy	A	2.45	0.10
2018-03-01	GE	General Electric	D	-2.93	0.50					
2018-03-01	MRK	Merck & Co	D	-2.87	1.80	ALGN	Align Technology	A	2.70	1.80
2018-03-01	NWL	Newell Brands	D	-2.92	0.50					
2018-03-01	PCG	Pg&e	D	-2.90	0.20					
2018-03-01	PG	Procter & Gamble	D	-2.86	1.10	ATVI	Activision Blizzard	A	3.00	1.10
2018-03-01	PNW	Pinnacle West Capital	D	-2.86	0.10	AWK	American Water Works	A	2.27	0.10
2018-03-01	TYC	Tyco International	D	-2.86	0.70	URI	United Rentals	A	2.67	0.70

Date	Ticker	Name	R	SM	W (%)	Ticker	Name	R	SM	W (%)
2018-03-01	UN	Unilever	C	-1.86	0.10	STZ	Constellation Brands	A	2.44	0.10
2018-03-01	WHR	Whirlpool	D	-2.87	0.10	EA	Electronic Arts	A	2.33	0.10
2018-03-01	SRE	Sempra Energy	D	-2.85	0.60	NEE	Nextera Energy	A	2.23	0.60
2018-03-01	COG	Cabot Oil & Gas	C	-1.86	0.30	MPC	Marathon Petroleum	A	2.30	0.30
2018-03-01	CBS	Cbs	D	-2.88	0.50	AMZN	Amazon.com	A	2.87	0.50
2018-03-01	ENB	Enbridge	D	-2.88	1.60	MU	Micron Technology	A	2.83	1.60
2018-03-01	EXC	Exelon	C	-1.85	0.10	PEG	Public Service Enterprise	A	2.19	0.10
2018-03-01	NGG	National Grid Adr	D	-2.88	0.10	AEP	American Electric Power	A	2.19	0.10
2018-03-01	KHC	The Kraft Heinz	D	-2.88	0.30	KORS	Michael Kors	A	2.32	0.30
2018-03-01	CCE	Coca-cola European Partners	C	-1.86	0.10	PHM	Pultegroup	A	2.31	0.10
2018-03-01	BHGE	Baker Hughes, A Ge	D	-2.93	0.10					