



Fidelity Contra Fund (FCNTX) - Trend Capture Overlay

April 17, 2018

Executive Summary

Overview

Superior performance on a consistent basis comes from the ability to be in synchrony with major price trends. The ability to capture a large part of bull trends and to avoid most of the bear trends in individual stocks and sectors can dramatically impact returns across market cycles and deliver superior long term performance. The Trendrating solution is designed to improve this ability by providing intelligent analytics that can complement and enhance the investment decision process and produce tangible results.

We can demonstrate Trendrating's ability to materially influence portfolio performance through a historical overlay of its trend capture model on the actual holdings of a portfolio. Through this analysis we demonstrate that induction can seamlessly integrate into the existing workflow of an investment strategy and have a material impact on the performance of the investment strategy.

Trendrating's trend capture model has the unique ability to identify and score the prevailing price trend of a security with high accuracy. The ability to distinguish between securities based on their respective price trend should be of paramount importance to every portfolio no matter the type of its investment strategy. Every investment manager should infuse the decision making process with information that facilitates the selection of securities whose prices are trending, rather than ones whose price trends are disconnected from their fundamentals.

Trendrating Model

The Trendrating model assigns each security a directional rating; uptrends (**A** or **B**) and downtrends (**C** or **D**). A continuous absolute rating scale, **Smart Momentum (SM)**, is constructed to facilitate relative ranking of a universe of securities. The discrete rating distinguishes between securities in uptrends and downtrends, whilst the continuous rating allows ranking within the same rating bucket. In tandem, the two rating frameworks facilitate a flexible and robust framework for security selection and portfolio construction.

Analysis Framework

- Select holdings history for which constituent history is complete and for which there are very few missing periods in the history selected for the analysis
- The universe of stocks in the benchmark associated with the investment fund is used as a buy universe from which to find alternative securities. In absence of a named benchmark, an appropriate buy universe is assigned for the analysis
- In each rebalancing period in the holdings history of the portfolio:
 - Identify all **C** & **D** rated securities
 - Amongst the **C** & **D** rated securities, identify stocks with extreme negative SM scores¹ whilst in a negative price trend, are quite susceptible to sharp upward price swings during and post market shocks. Good risk management practice advocates a robust mechanism for identifying outliers and then implementing a framework of insulating the investment portfolio from their erratic behaviour. In this analysis, we do not alter positions with extreme SM scores
 - Reallocate weight of **C** & **D** rated securities into an **A** or **B** rated security with the highest SM score in the same region/country, industry/sector, and currency²
- Returns for the Fund, Trend Capture Portfolio³, and Benchmark are price returns calculated from the individual constituent level for each of the three portfolios

¹Our empirical research shows that an SM scores of -2.90 is a valid extreme threshold value

²User determined parameters that are relaxed in hierarchal order if no optimal match is found

³The portfolio generated as a result of the trend capture overlay on the holdings of the investment fund

Report Description

- Trend Overlay Summary Data
 - Key info: Provides information on analysis history, fund benchmark, and the analysis rebalancing frequency
 - The two bar charts respectively compare the annual return and annual volatility of the original fund and of the trend capture portfolio
 - The line chart captures the cumulative return of the fund, of the trend capture portfolio, and of the benchmark if applicable
 - Summary Metrics: This table provides key performance and risk metrics of the original fund and of the trend capture portfolio
- Risk-Return Profile
 - Comparative Analysis
 - Annualised Excess Return analysis: The comparisons of the excess return of the trend capture portfolio vs the fund, and if applicable, of the fund vs the benchmark and of the trend capture portfolio vs the benchmark
 - Annualised Tracking Error analysis: The tracking error between the trend capture fund and the original fund captures the magnitude of the differences between the overlay portfolio and the original portfolio. It should be different enough without departing from the original investment strategy. The comparisons of the tracking errors versus the benchmark, if applicable, validates the fact that the overlay strategy does not change the investment mandate
 - Annual Tables
 - The first set of columns tabulate the year by year returns of the trend capture portfolio and its excess return over the original fund and its benchmark
 - The next set of columns present the volatility comparison where the key message is that the volatility of the trend capture portfolio should not differ materially from that of the original fund
 - The third set of results illustrates the reduction in drawdowns that can be achieved through the trend capture overlay. Reduction in downside risk during market declines is perhaps the most important benefit a model can provide
 - TCR Analysis
 - TCR (Trend Capture Rating) is a forward-looking risk metric of an aggregate⁴ calculated from the constituent level weights and ratings from the Trendrating model
 - The trend capture overlay should raise the TCR of the original portfolio
 - Portfolios that maintain a higher TCR tend to outperform and periods with higher TCR tend to deliver superior returns
 - Trendrating's recommendation to clients is to endeavour to maintain a high TCR to improve consistency of portfolio returns
- Historical Portfolio Details
 - The top section provides information on the number of number and weight of the **C** & **D** rated constituents that have been switched on a chosen rebalance period⁵
 - Transaction Table: Tabulates all the matched trades performed in the latest rebalancing period and contains the Ticker, Name, Weight, Rating, and Smart Momentum score of each security traded in the given holding period
- Allocation
 - Regional allocation for the latest rebalance period
 - Sector allocation for the latest rebalance period
- Appendix
 - Contains the full history of trades performed in the analysis presented by rebalance period and identifies all trades securities and matched trades

⁴Portfolio, Index, Sector etc.

⁵The default is the latest rebalance period

Trend Overlay Summary

Key info

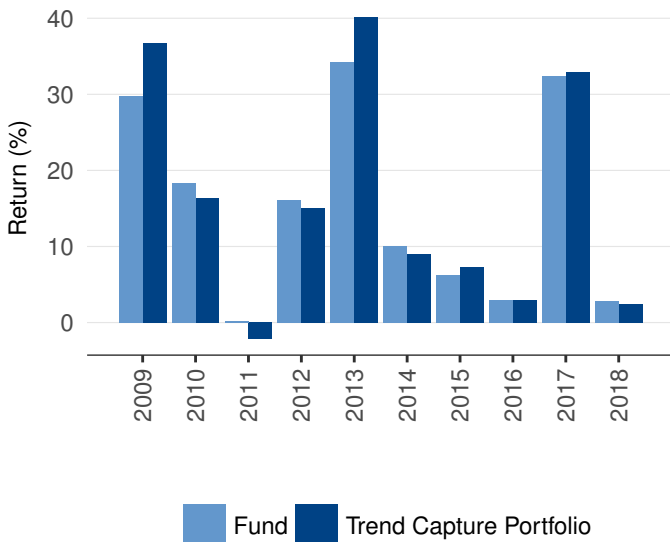
Data Range

2009-01-01 to 2018-03-30

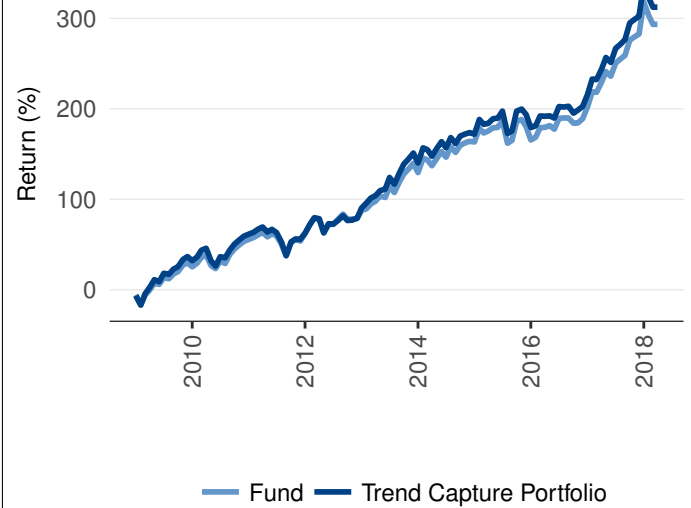
Rebalancing

Monthly

Return



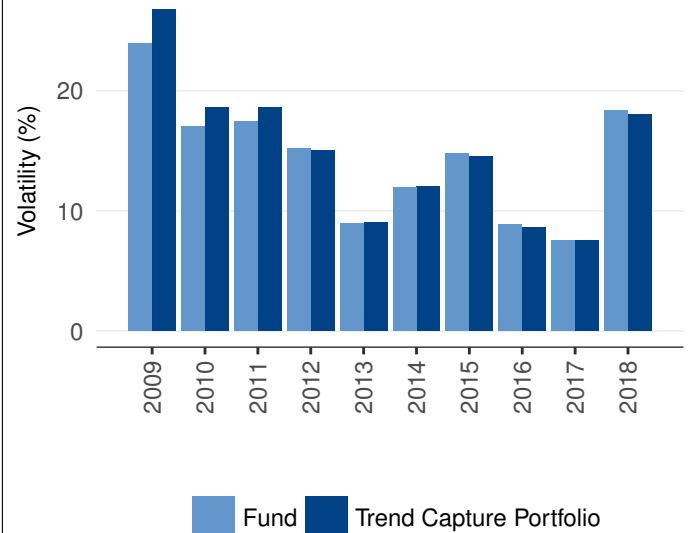
Cumulative Return



Summary Metrics

	Fund	TC Portfolio	Diff
PERFORMANCE			
Annualised (%)	15.96	17.56	1.60
Monthly Avg (%)	1.33	1.44	0.12
Hit Rate (%)	68.47	66.67	-1.80
RISK			
Annualised volatility (%)	15.24	15.19	-0.05
Max Drawdown (%)	-16.36	-17.80	-1.44
Skewness	-0.37	-0.08	0.29
Kurtosis	0.72	1.02	0.29
KEY RATIOS			
Infomation Ratio	1.05	1.16	0.11
Sortino Ratio	0.55	0.63	0.08
WEIGHT SWITCHED			
Monthly Avg (%)		2.95	

Volatility



	Fund	TC Portfolio	Diff	Diff (%)
Cumulative Return (%)	293.4	346.54	53.14	18.11
Avg Drawdown (%)	-4.81	-5.02	-0.21	-4.35
Avg TCR	B+	A		

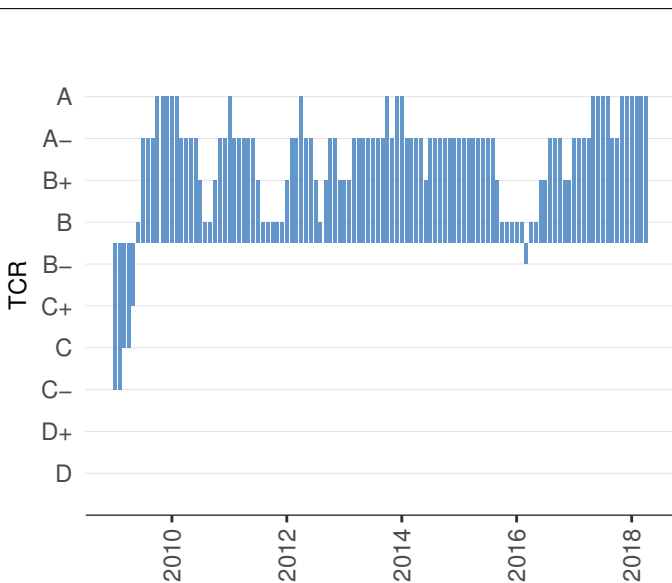
Risk-Return Profile

Comparative Analysis

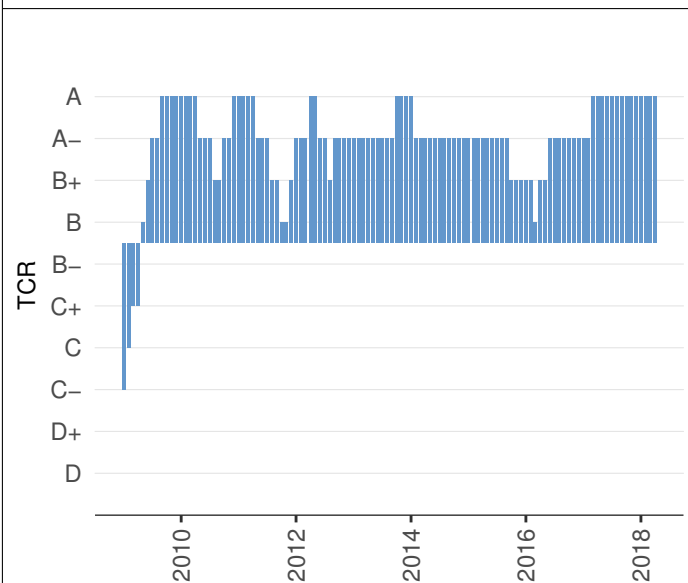
	Fund	Fund
Annualised Excess Return (%)		Annualised Tracking Error (%)
Trend Capture Portfolio	1.33	Trend Capture Portfolio
		3.23

Year	Return (%) TC Port	Excess over Fund	Volatility (%) TC Port	Excess over Fund	Max Drawdown (%) TC Port	Excess over Fund
2018	2.49	-0.32	18.01	-0.35	-5.94	-0.07
2017	32.99	0.60	7.54	0.01	-1.53	-0.03
2016	2.94	-0.06	8.65	-0.21	-4.96	0.38
2015	7.34	1.09	14.56	-0.26	-8.34	0.37
2014	9.03	-1.08	12.06	0.09	-4.35	-0.06
2013	40.10	5.82	9.03	0.08	-3.33	-0.29
2012	15.09	-1.05	15.03	-0.14	-9.30	-0.17
2011	-2.17	-2.33	18.58	1.11	-18.59	-2.62
2010	16.41	-1.89	18.57	1.50	-13.53	-2.60
2009	36.72	6.95	26.77	2.85	-16.98	-0.59

Fund TCR



Trend Capture Portfolio TCR



Historical Portfolio Details

Holding period: 2018-03-01 to 2018-03-29

	Fund	TC Port
Number of holdings	287	287
Number of C & D rated holdings - switched	19	-
Weight of C & D rated holdings - switched (%)	1.62	-

Transaction table

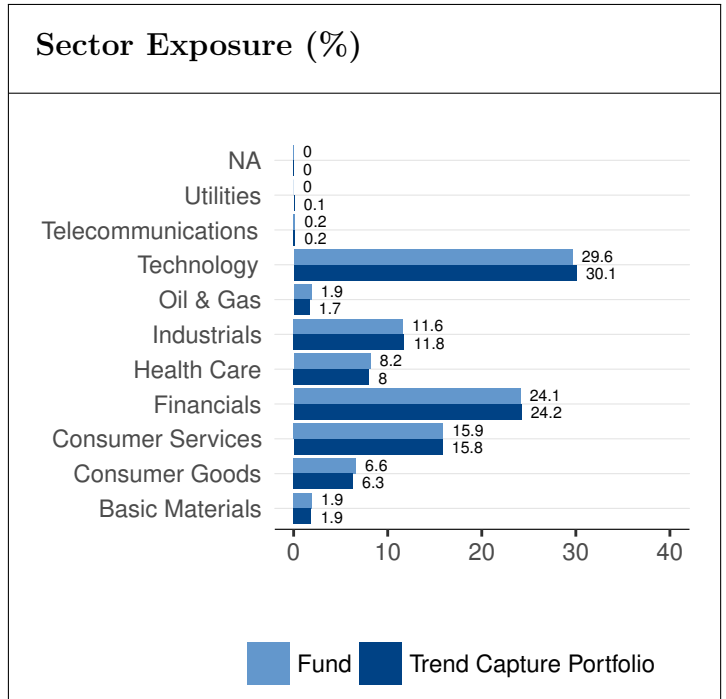
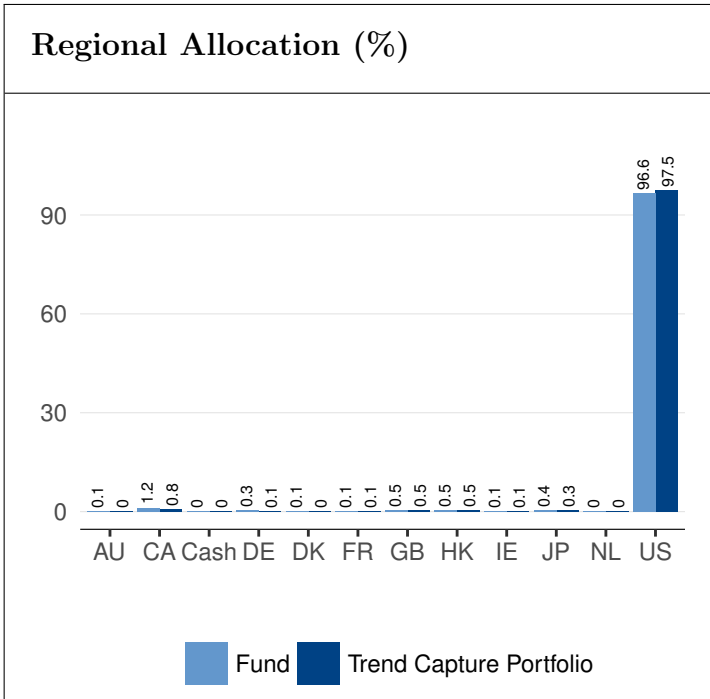
The table shows the fund portfolio C & D rated positions at the beginning of the holding period. These positions have been switched with A and B rated stocks near by mkt cap, market and sector in respect to the original fund positions.

Switched positions

Ticker	Name	R	SM	W (%)	C (%)	Ticker	Name	R	SM	W (%)	C (%)
AMT	American Tower	C	-1.85	0.05	0.00	CMA	Comerica	A	2.52	0.05	-0.00
NG	Novagold Resources	D	-2.89	0.02	0.00	MU	Micron Technology	A	2.83	0.02	0.00
ALNY	Alnylam Pharmaceuticals	C	-1.86	0.03	-0.00	ALGN	Align Technology	A	2.70	0.03	0.00
7270	Subaru	D	-2.85	0.02	-0.00	OKE	Oneok	A	2.50	0.02	0.00
GEN	Genmab	D	-2.86	0.15	0.01	AVY	Avery Dennison	A	2.46	0.15	-0.01
HSIC	Henry Schein	D	-2.89	0.03	0.00	IDXX	Idexx Laboratories	A	2.45	0.03	0.00
NCM	Newcrest Mining	C	-1.85	0.06	-0.01	NRG	Nrg Energy	A	2.45	0.06	0.01
175	Geely Automobile	C	-1.86	0.01	-0.00	NTAP	Netapp	A	2.44	0.01	0.00
REGN	Regeneron Pharmaceuticals	D	-2.90	0.09	0.01	COO	Cooper Companies	A	2.31	0.09	0.00
REL	Relx	C	-1.86	0.01	-0.00	PKG	Packaging Corp Of America	A	2.44	0.01	-0.00
MHK	Mohawk Industries	C	-1.86	0.19	-0.01	KORS	Michael Kors	A	2.32	0.19	-0.00
	Adidas	C	-1.85	0.30	0.03	HPE	Hewlett Packard Enterprise	A	2.44	0.30	-0.01
3092	Start Today	C	-1.87	0.05	0.00	RF	Regions Financial	A	2.43	0.05	-0.00
CNQ	Canadian Natural Resources	C	-1.86	0.16	0.00	HII	Huntington Ingalls Industries	A	2.42	0.16	-0.00
OAK	Oaktree Capital Group Llc	D	-2.86	0.07	-0.00	ZION	Zions Bancorp	A	2.46	0.07	-0.00
IVN	Ivanhoe Mines	D	-2.89	0.10	-0.01	KLAC	Kla-tencor	A	2.40	0.10	-0.00
PSK	Prairiesky Royalty	C	-1.87	0.05	0.00	LNC	Lincoln National	A	2.40	0.05	-0.00
UA	Under Armour	D	-2.89	0.01	-0.00	PHM	Pultegroup	A	2.31	0.01	0.00
FWONK	Liberty Media	C	-1.87	0.20	-0.01	BBY	Best Buy	A	2.43	0.20	-0.01

R - Rating, SM - Smart Momentum, W - Weight, C - Contribution to Return

Allocation



Appendix

Switched positions (Fund vs Trend Capture Portfolio)

Date	Ticker	Name	R	SM	W (%)	Ticker	Name	R	SM	W (%)
2009-01-01	AAPL	Apple	D	-2.93	2.30					
2009-01-01	APH	Amphenol	D	-2.92	0.50					
2009-01-01	ABT	Abbott Laboratories	D	-2.85	2.00	KG	King Pharmaceuticals	B	1.22	2.00
2009-01-01	DNA	Genentech	C	-1.86	4.60	DGX	Quest Diagnostics	B	1.20	4.60
2009-01-01	DNB	Dun & Bradstreet	D	-2.87	0.00	APOL	Apollo Educat Grp	A	2.29	0.00
2009-01-01	ECA	Encana	D	-2.90	1.40					
2009-01-01	ADBE	Adobe Systems	D	-2.92	0.60					
2009-01-01	WU	The Western Union	D	-2.92	0.30					
2009-01-01	GME	Gamestop Corp New	D	-2.94	0.20					
2009-01-01	FE	Firstenergy	D	-2.90	0.00					
2009-01-01	SLM	Slm	D	-2.94	0.00					
2009-01-01	HES	Hess	D	-2.93	0.20					
2009-01-01	CTSH	Cognizant Technology Solutions	D	-2.92	0.00					
2009-01-01	CTCT	Constant Contact	D	-2.93	0.00					
2009-01-01		Bayer	D	-2.88	0.00					
2009-01-01	BN	Danone	D	-2.87	0.40					
2009-01-01	SW	Sodexo	D	-2.86	0.10					
2009-01-01	BB	Blackberry	D	-2.94	0.50					
2009-01-01	RI	Pernod Ricard	D	-2.88	0.10					
2009-01-01	7203	Toyota Motor	D	-2.94	0.10					
2009-01-01	AVP	Avon Products	D	-2.91	0.00					
2009-01-01	AXP	American Express	D	-2.94	0.00					
2009-01-01	BAX	Baxter International	D	-2.87	0.40	PCG	Pg&e	B	1.19	0.40
2009-01-01	BBY	Best Buy	D	-2.90	0.00					
2009-01-01	BCR	C R Bard	D	-2.86	0.50	SO	Southern	B	1.17	0.50
2009-01-01	BDX	Becton Dickinson	D	-2.87	0.60					
2009-01-01	ITRI	Itron	D	-2.90	0.00	VMC	Vulcan Materials Co	B	1.20	0.00
2009-01-01	FMX	Fomento Economico Mexicano Adr	D	-2.90	0.10	UST	UST Inc	A	2.22	0.10
2009-01-01	BK	Bank Of New York Mellon	D	-2.91	0.10					
2009-01-01	TSM	Taiwan Semiconductor Manufacturing Adr	D	-2.89	0.00					
2009-01-01	BKE	Buckle	D	-2.91	0.10					
2009-01-01	CBE	Cooper Industries	D	-2.90	0.70	PTV	Pactiv Corp	B	1.19	0.70
2009-01-01	STAN	Standard Chartered	D	-2.91	0.20					
2009-01-01	TSCO	Tesco	D	-2.86	0.50					
2009-01-01	CELG	Celgene	C	-1.88	0.60					
2009-01-01	FSLR	First Solar	D	-2.93	0.00					
2009-01-01	CL	Colgate-palmolive	D	-2.86	1.50	ADM	Archer Daniels Midland	B	1.31	1.50
2009-01-01	CM-CSA	Comcast	D	-2.88	0.00					
2009-01-01	MON	Monsanto	D	-2.92	0.40					
2009-01-01	8574	Promise Co	D	-2.89	0.00					
2009-01-01	CPB	Campbell Soup	C	-1.88	0.10					
2009-01-01	BBAS3	Banco Do Brasil Sa Bb Brasil	D	-2.92	0.10					
2009-01-01	VRSN	Verisign	D	-2.92	0.10					
2009-01-01	HEW	Hewitt Associates	D	-2.89	0.10					
2009-01-01	CTX	Centex Corp	D	-2.93	0.00					
2009-01-01	SGEN	Seattle Genetics	D	-2.89	0.00					
2009-01-01	DELL	Dell	D	-2.93	0.10					
2009-01-01	YUM	Yum Brands	D	-2.87	0.10					
2009-01-01	DHR	Danaher	D	-2.89	0.90	SHW	Sherwin-williams	B	1.18	0.90
2009-01-01	DIS	Walt Disney	D	-2.89	2.10					
2009-01-01	VVUS	Vivus	D	-2.90	0.10					

Date	Ticker	Name	R	SM	W (%)	Ticker	Name	R	SM	W (%)
2009-01-01	FLIR	Flir Systems	D	-2.89	0.70					
2009-01-01	ECL	Ecolab	D	-2.88	0.40	ROH	Rohm & Haas	A	2.23	0.40
2009-01-01	700	Tencent	D	-2.88	0.10					
2009-01-01	KOF	Coca-cola Femsa Adr	D	-2.88	0.10					
2009-01-01	FAST	Fastenal	D	-2.90	0.00					
2009-01-01	VWS	Vestas Wind Systems	D	-2.93	0.00					
2009-01-01	FCX	Freeport-mcmoran	D	-2.97	0.00					
2009-01-01	FISV	Fiserv	D	-2.89	0.00					
2009-01-01	4507	Shionogi	C	-1.85	0.00					
2009-01-01	GCO	Genesco	D	-2.93	0.00					
2009-01-01	GENZ	Genzyme General	D	-2.87	0.10					
2009-01-01	CSL	Csl	D	-2.86	0.20					
2009-01-01	GEN	Genmab	D	-2.89	0.00					
2009-01-01	HCBK	Hudson City Bancorp	C	-1.87	0.20	FHN	First Horizon National	B	1.36	0.20
2009-01-01	DECK	Deckers Outdoor	D	-2.91	0.00					
2009-01-01	CHK	Chesapeake Energy	D	-2.96	0.20					
2009-01-01	URBN	Urban Outfitters	D	-2.93	0.10					
2009-01-01	MATK	Martek Biosciences	D	-2.87	0.00					
2009-01-01	7974	Nintendo	D	-2.91	0.30					
2009-01-01	UBI	Ubisoft Entertainment	D	-2.93	0.10					
2009-01-01	IBM	IBM	D	-2.89	0.30					
2009-01-01	HMB	H & M Hennes & Mauritz	D	-2.86	0.00					
2009-01-01	JEC	Jacobs Engineering	D	-2.92	0.70					
2009-01-01	JNJ	Johnson & Johnson	D	-2.86	2.60					
2009-01-01	K	Kellogg	D	-2.87	0.40					
2009-01-01	TDY	Teledyne Technologies	D	-2.89	0.10					
2009-01-01	KMT	Kennametal	D	-2.90	0.10					
2009-01-01	KO	Coca-cola	D	-2.88	2.40					
2009-01-01	CRM	Salesforce.com	D	-2.93	0.30					
2009-01-01	HSIC	Henry Schein	D	-2.90	0.00					
2009-01-01	MCD	Mcdonald's	C	-1.84	2.40					
2009-01-01	ROG	Roche	D	-2.86	0.40					
2009-01-01		Minnesota Mng.& Mfg	D	-2.90	0.00					
2009-01-01	APN	Aspen Pharmacare	C	-1.88	0.00					
2009-01-01	MRK	Merck & Co	D	-2.92	0.00					
2009-01-01	NBL	Noble Energy	D	-2.92	1.10					
2009-01-01	SOHU	Sohu.com	C	-1.91	0.30					
2009-01-01	NUE	Nucor	D	-2.91	0.10					
2009-01-01	ORCL	Oracle	D	-2.87	0.60					
2009-01-01	F	Ford Motor	D	-2.95	0.00					
2009-01-01	OXY	Occidental Petroleum	D	-2.90	0.30	SUN	Sunoco	B	1.30	0.30
2009-01-01	COP	Conocophillips	D	-2.91	0.00					
2009-01-01	PCAR	Paccar	D	-2.91	0.50					
2009-01-01	CB	Chubb	D	-2.87	0.60	CINF	Cincinnati Financial	B	1.26	0.60
2009-01-01	PFE	Pfizer	D	-2.84	0.40					
2009-01-01	PG	Procter & Gamble	D	-2.86	3.60					
2009-01-01		E.ON AG	D	-2.90	0.00					
2009-01-01	PNC	Pnc Financial Services	D	-2.90	0.20	AOC	Aon plc	B	1.19	0.20
2009-01-01	QSII	Quality Systems	C	-1.85	0.20					
2009-01-01	EW	Edwards Lifesciences	C	-1.86	0.30					
2009-01-01	RHI	Robert Half International	D	-2.88	0.10					
2009-01-01	PBR	Petroleo Brasileiro Sa - Petrobras Adr	D	-2.95	0.30					
2009-01-01	SCHW	Charles Schwab	D	-2.90	0.30					
2009-01-01	SII	Smith International	D	-2.96	0.00					
2009-01-01	SLB	Schlumberger	D	-2.94	1.30					
2009-01-01	SNA	Snap-on	D	-2.89	0.20					
2009-01-01	SPXC	Spx	D	-2.95	0.10					

Date	Ticker	Name	R	SM	W (%)	Ticker	Name	R	SM	W (%)
2009-01-01	SAN	Banco Santander Adr	D	-2.93	0.00					
2009-01-01	JCG	J. Crew Group	D	-2.96	0.20					
2009-01-01	TJX	Tjx Companies	D	-2.91	0.50					
2009-01-01	TMO	Thermo Fisher Scientific	D	-2.91	0.10					
2009-01-01	AMZN	Amazon.com	D	-2.90	0.40					
2009-01-01	VAR	Varian Medical Systems	D	-2.91	0.10					
2009-01-01	WFC	Wells Fargo	C	-1.88	3.90					
2009-01-01	DEO	Diageo Adr	D	-2.89	0.10					
2009-01-01	X	United States Steel	D	-2.97	0.00					
2009-01-01	XRAY	Dentsply Sirona	D	-2.90	0.40					
2009-01-01	TPR	Tapestry	D	-2.91	0.00					
2009-01-01	AZN	Astrazeneca Adr	D	-2.86	0.00					
2009-01-01	EOG	Eog Resources	D	-2.92	0.80					
2009-01-01	MTD	Mettler Toledo International Teva	D	-2.90	0.40					
2009-01-01	TEVA	Pharmaceutical Industries Adr	D	-2.85	0.10					
2009-01-01	XLNX	Xilinx	D	-2.89	0.00					
2009-01-01	INTC	Intel	D	-2.90	0.10					
2009-01-01	TECH	Bio-techne	D	-2.87	0.20					
2009-01-01	BIIB	Biogen	D	-2.89	0.10					
2009-01-01	LMT	Lockheed Martin	D	-2.88	0.40					
2009-01-01	CSCO	Cisco Systems	D	-2.90	0.10					
2009-01-01	EN-ERQ	Energy Conversion Devices	C	-1.95	0.20					
2009-01-01	SQNM	Sequenom	C	-1.88	0.00					
2009-01-01	NKE	Nike	D	-2.87	1.20					
2009-01-01	CVA	Covanta	D	-2.87	0.10					
2009-01-01	GS	Goldman Sachs	D	-2.92	0.30					
2009-01-01	CNQR	Concur Technologies	D	-2.89	0.20					
2009-01-01	MEDX	Medarex	D	-2.91	0.00					
2009-01-01	IPG	Interpublic Group Of Companies	D	-2.93	0.10					
2009-01-01	QCOM	Qualcomm	D	-2.89	1.20					
2009-01-01	PX	Praxair	D	-2.90	0.20					
2009-01-01	NESN	Nestle	D	-2.85	0.80					
2009-01-01	SBUX	Starbucks	D	-2.91	0.00					
2009-01-01	ATVI	Activision Blizzard	D	-2.92	0.60					
2009-01-01	GPN	Global Payments	D	-2.89	0.00					
2009-01-01	AMX	America Movil	D	-2.92	0.20					
2009-01-01	LOGN	Logitech International	D	-2.92	0.10					
2009-01-01	BMRN	Biomarin Pharmaceutical	D	-2.93	0.00					
2009-01-01	SLH	Solera Holdings	D	-2.87	0.00					
2009-01-01	CYBS	Cybersource Cp	D	-2.90	0.00					
2009-01-01	ACN	Accenture Cl A	D	-2.87	1.00					
2009-01-01	WSH	Willis Group Holdings	D	-2.89	0.00					
2009-01-01	PEP	Pepsico	D	-2.88	1.10					
2009-01-01	VIAB	Viacom	D	-2.93	0.00					
2009-01-01	JPM	Jpmorgan Chase	D	-2.89	1.70					
2009-01-01	SYK	Stryker	D	-2.90	0.30					
2009-01-01	BIR	Birchcliff Energy	D	-2.95	0.00					
2009-01-01	ACL	Alcon	D	-2.92	0.60					
2009-01-01	DHI	D.r. Horton	D	-2.92	0.00					
2009-01-01	ILMN	Illumina	D	-2.91	0.00					
2009-01-01	BRK.A	Berkshire Hathaway	D	-2.89	4.50					
2009-01-01	532454	Bharti Airtel	D	-2.86	0.20					
2009-01-01	GPRO	Gen-Probe	D	-2.88	0.10					
2009-01-01	NATI	National Instruments	D	-2.89	0.00					
2009-01-01	STJ	St Jude Medical Inc	D	-2.89	0.10					
2009-01-01	MA	Mastercard	D	-2.93	1.00					
2009-01-01	COST	Costco Wholesale	D	-2.88	0.40					
2009-01-01	BG.	Bg	D	-2.89	0.00					
2009-01-01	ACOR	Acorda Therapeutics	D	-2.90	0.00					

Date	Ticker	Name	R	SM	W (%)	Ticker	Name	R	SM	W (%)
2009-01-01		Autonomy Corporation	C	-1.87	0.10					
2009-01-01	EL	Estee Lauder Companies	D	-2.90	0.20					
2009-01-01	DTV	DIRECTV	D	-2.87	0.30					
2009-01-01	AXS	Axis Capital	D	-2.87	0.20					
2009-01-01	WAT	Waters	D	-2.91	0.20					
2009-01-01	C	Citigroup	D	-2.95	0.40					
2009-01-01	ALXN	Alexion Pharmaceuticals	C	-1.87	0.00					
2009-01-01	ATLN	Actelion N	C	-1.85	0.10					
2009-01-01	THS	Treehouse Foods	C	-1.85	0.20					
2009-01-01	ANSS	Ansys	D	-2.91	0.00					
2009-01-01	MDVN	Medivation	C	-1.93	0.10					
2009-01-01	QIA	Qiagen	D	-2.84	0.10					
2009-01-01	COV	Covidien	D	-2.89	0.80					
2009-01-01	ADP	Automatic Data Processing	D	-2.86	0.00					
2009-01-01	VOD	Vodafone	D	-2.88	0.00					
2009-01-01	OTEX	Open Text	C	-1.85	0.10					
2009-01-01	FCN	Fti Consulting	D	-2.90	0.10					
2009-01-01	GGB	Gerdau	D	-2.96	0.10					
2009-01-01	HPQ	Hp	D	-2.87	1.70					
2009-01-01	NUVA	Nuvasive	C	-1.90	0.10					
2009-01-01	NVS	Novartis Adr	D	-2.86	0.10					
2009-01-01	MHS	Medco Health Solutions	D	-2.86	0.60					
2009-01-01	CETV	Central European Media Enterprises	D	-2.97	0.10					
2009-01-01	WRC	Warnaco Group	D	-2.94	0.10					
2009-01-01	LKQ	Lkq	D	-2.92	0.00					
2009-01-01	CMG	Chipotle Mexican Grill	D	-2.93	0.00					
2009-01-01	BIDU	Baidu Adr	D	-2.94	0.00					
2009-01-01	PPHN	Petroplus Holdings	D	-2.97	0.20					
2009-01-01	CNQ	Canadian Natural Resources	D	-2.93	0.40					
2009-01-01	MDLZ	Mondelez International	D	-2.87	0.50					
2009-01-01	GOOGL	Alphabet	D	-2.91	4.20					
2009-02-02	AAPL	Apple	D	-2.92	2.80					
2009-02-02	APH	Amphenol	D	-2.92	0.60					
2009-02-02	DNA	Genentech	C	-1.86	4.90	MYL	Mylan N.V.	B	1.33	4.90
2009-02-02	DNB	Dun & Bradstreet	D	-2.87	0.00	DRI	Darden Restaurants	B	1.32	0.00
2009-02-02	ECA	Encana	D	-2.91	1.30					
2009-02-02	ADBE	Adobe Systems	D	-2.93	0.50					
2009-02-02	WU	The Western Union	D	-2.92	0.30					
2009-02-02	GME	Gamestop Corp New	D	-2.93	0.20					
2009-02-02	FE	Firstenergy	D	-2.90	0.00	NEE	Nextera Energy	B	1.23	0.00
2009-02-02	HES	Hess	D	-2.93	0.20					
2009-02-02	CTSH	Cognizant Technology Solutions	D	-2.92	0.00					
2009-02-02	NVDA	Nvidia	D	-2.96	0.00					
2009-02-02	CTCT	Constant Contact	D	-2.91	0.00					
2009-02-02		Bayer	D	-2.88	0.00					
2009-02-02	BN	Danone	D	-2.88	0.40					
2009-02-02	BB	Blackberry	D	-2.92	0.80					
2009-02-02	RI	Pernod Ricard	D	-2.89	0.10					
2009-02-02	7203	Toyota Motor	D	-2.94	0.10					
2009-02-02	AXP	American Express	D	-2.94	0.00					
2009-02-02	BAX	Baxter International	D	-2.86	0.50	WYE	Wyeth	B	1.24	0.50
2009-02-02	BCR	C R Bard	D	-2.86	0.50	DGX	Quest Diagnostics	B	1.19	0.50
2009-02-02	BDX	Becton Dickinson Fomento	D	-2.86	0.70	TSO	Tesoro	B	1.40	0.70
2009-02-02	FMX	Economico Mexicano Adr	D	-2.90	0.10					
2009-02-02	BK	Bank Of New York Mellon	D	-2.91	0.00					

Date	Ticker	Name	R	SM	W (%)	Ticker	Name	R	SM	W (%)
2009-02-02	TSM	Taiwan Semiconductor Manufacturing Adr	D	-2.89	0.00	TLAB	Tellabs	B	1.21	0.00
2009-02-02	BKE	Buckle	D	-2.91	0.00					
2009-02-02	CB	Chubb Corp	D	-2.86	1.30	FHN	First Horizon National	B	1.31	1.30
2009-02-02	CBE	Cooper Industries	D	-2.91	0.60					
2009-02-02	STAN	Standard Chartered	D	-2.92	0.20					
2009-02-02	TSCO	Tesco	D	-2.86	0.50					
2009-02-02	CELG	Celgene	D	-2.88	0.70	QWST	Qwest Communications	B	1.25	0.70
2009-02-02	FSLR	First Solar	D	-2.93	0.00					
2009-02-02	CL	Colgate-palmolive	D	-2.87	1.50	ADM	Archer Daniels Midland	B	1.30	1.50
2009-02-02	PZZA	Papa John's International	D	-2.89	0.00	ABC	Amerisourcebergen	B	1.22	0.00
2009-02-02	MON	Monsanto	D	-2.91	0.50					
2009-02-02	CPB	Campbell Soup	D	-2.87	0.20	TAP	Molson Coors Brewing	B	1.19	0.20
2009-02-02	BBAS3	Banco Do Brasil Sa Bb Brasil	D	-2.92	0.00					
2009-02-02	VRSN	Verisign	D	-2.92	0.10					
2009-02-02	HEW	Hewitt Associates	D	-2.89	0.10	EQT	Eqst	B	1.25	0.10
2009-02-02	CTX	Centex Corp	D	-2.95	0.00					
2009-02-02	DELL	Dell	D	-2.94	0.10					
2009-02-02	YUM	Yum Brands	D	-2.89	0.10	PEG	Public Service Enterprise	B	1.21	0.10
2009-02-02	DHR	Danaher	D	-2.90	1.00	BLL	Ball	B	1.23	1.00
2009-02-02	DIS	Walt Disney	D	-2.90	2.00					
2009-02-02	VVUS	Vivus	D	-2.92	0.00					
2009-02-02	FLIR	Flir Systems	D	-2.91	0.60					
2009-02-02	ECL	Ecolab	D	-2.89	0.40	ROH	Rohm & Haas	A	2.19	0.40
2009-02-02	700	Tencent	D	-2.89	0.10					
2009-02-02	TRV	Travelers Companies	D	-2.86	0.30	CINF	Cincinnati Financial	B	1.19	0.30
2009-02-02	KOF	Coca-cola Femsa Adr	D	-2.90	0.00					
2009-02-02	FISV	Fiserv	D	-2.90	0.00					
2009-02-02	4507	Shionogi	C	-1.88	0.00					
2009-02-02		Fidelity National Information Services	D	-2.88	0.00	WM	Waste Management	B	1.20	0.00
2009-02-02	GCO	Genesco	D	-2.93	0.00					
2009-02-02	GENZ	Genzyme General	D	-2.86	0.00	VZ	Verizon Communications	B	1.20	0.00
2009-02-02	GEN	Genmab	D	-2.87	0.00					
2009-02-02	HCBK	Hudson City Bancorp	D	-2.90	0.10					
2009-02-02	CHK	Chesapeake Energy	D	-2.96	0.20					
2009-02-02	URBN	Urban Outfitters	D	-2.93	0.10					
2009-02-02	MATK	Martek Biosciences	D	-2.89	0.00	PNW	Pinnacle West Capital	B	1.20	0.00
2009-02-02	7974	Nintendo	D	-2.93	0.20					
2009-02-02	UBI	Ubisoft Entertainment	D	-2.95	0.00					
2009-02-02	IBM	IBM	D	-2.88	0.30	PCG	Pg&e	B	1.19	0.30
2009-02-02	MS	Morgan Stanley	D	-2.95	0.10					
2009-02-02	JEC	Jacobs Engineering	D	-2.94	0.50					
2009-02-02	JNJ	Johnson & Johnson	D	-2.87	2.60	ED	Consolidated Edison	B	1.18	2.60
2009-02-02	K	Kellogg	D	-2.87	0.40	HSY	The Hershey	B	1.18	0.40
2009-02-02	KWKAQ	Quicksilver Rscs	D	-2.97	0.00					
2009-02-02	OUTR	Outerwall	D	-2.90	0.00					
2009-02-02	KO	Coca-cola	D	-2.89	2.40	PHM	Pultegroup	B	1.17	2.40
2009-02-02	CRM	Salesforce.com	D	-2.94	0.30					
2009-02-02	HSIC	Henry Schein	D	-2.89	0.10	SO	Southern	B	1.16	0.10
2009-02-02	MCD	McDonald's	C	-1.85	2.50					
2009-02-02	ROG	Roche	D	-2.86	0.40					
2009-02-02	MRK	Merck & Co	D	-2.92	0.30					
2009-02-02	NBL	Noble Energy	D	-2.92	1.20					

Date	Ticker	Name	R	SM	W (%)	Ticker	Name	R	SM	W (%)
2009-02-02	SOHU	Sohu.com	D	-2.93	0.20					
2009-02-02	NTRS	Northern Trust	D	-2.88	0.10					
2009-02-02	NUE	Nucor	D	-2.92	0.00					
2009-02-02	ORCL	Oracle	D	-2.88	0.60					
2009-02-02	OXY	Occidental Petroleum	D	-2.91	0.40					
2009-02-02	PCAR	Paccar	D	-2.92	0.50					
2009-02-02	CB	Chubb	D	-2.89	0.60					
2009-02-02	PFE	Pfizer	D	-2.87	0.30					
2009-02-02	PG	Procter & Gamble	D	-2.88	3.30					
2009-02-02	EW	Edwards Lifesciences	C	-1.86	0.30					
2009-02-02	MFE	McAfee	D	-2.85	0.60					
2009-02-02	RHI	Robert Half International	D	-2.90	0.00					
2009-02-02	PBR	Petroleo Brasileiro Sa - Petrobras Adr	D	-2.94	0.20					
2009-02-02	SCHW	Charles Schwab	D	-2.92	0.30					
2009-02-02	SLB	Schlumberger	D	-2.94	1.10					
2009-02-02	SNA	Snap-on	D	-2.92	0.10					
2009-02-02	CHRW	C.h.robinson Worldwide	D	-2.87	0.90	PTV	Pactiv Corp	B	1.17	0.90
2009-02-02	SPXC	Spx	D	-2.95	0.10					
2009-02-02	SWN	Southwestern Energy	D	-2.89	0.10	SUN	Sunoco	A	2.30	0.10
2009-02-02	JCG	J. Crew Group	D	-2.97	0.20					
2009-02-02	TJX	Tjx Companies	D	-2.91	0.50					
2009-02-02	TMO	Thermo Fisher Scientific	D	-2.90	0.10					
2009-02-02	QSFT	Quest Software	D	-2.86	0.00					
2009-02-02	TROW	T Rowe Price	D	-2.93	0.00					
2009-02-02	AMZN	Amazon.com	D	-2.88	0.50					
2009-02-02	VAR	Varian Medical Systems	D	-2.91	0.10					
2009-02-02	WFC	Wells Fargo	D	-2.92	2.50					
2009-02-02	DEO	Diageo Adr	D	-2.90	0.10					
2009-02-02	XRAY	Dentsply Sirona	D	-2.90	0.40					
2009-02-02	MRVL	Marvell Technology	D	-2.93	0.00					
2009-02-02	EOG	Eog Resources	D	-2.92	0.70					
2009-02-02	MTD	Mettler Toledo International	D	-2.90	0.40	SHW	Sherwin-williams	B	1.14	0.40
2009-02-02	TEVA	Teva Pharmaceutical Industries Adr	D	-2.86	0.10					
2009-02-02	XLNX	Xilinx	D	-2.90	0.00					
2009-02-02	INTC	Intel	D	-2.91	0.10					
2009-02-02	PCP	Precision Castparts	D	-2.92	0.00					
2009-02-02	TECH	Bio-techne	D	-2.88	0.20					
2009-02-02	LMT	Lockheed Martin	D	-2.89	0.40					
2009-02-02	EN-ERQ	Energy Conversion Devices	D	-2.95	0.20					
2009-02-02	SQNM	Sequenom	C	-1.88	0.00					
2009-02-02	NKE	Nike	D	-2.89	1.10					
2009-02-02	GS	Goldman Sachs	D	-2.93	0.20					
2009-02-02	CNQR	Concur Technologies	D	-2.91	0.10					
2009-02-02	MEDX	Medarex	D	-2.90	0.00					
2009-02-02	IPG	Interpublic Group Of Companies	D	-2.94	0.10					
2009-02-02	QCOM	Qualcomm	D	-2.90	1.30					
2009-02-02	PX	Praxair	D	-2.90	0.10	NEM	Newmont Mining	B	1.30	0.10
2009-02-02	NESN	Nestle	D	-2.86	0.70					
2009-02-02	SBUX	Starbucks	D	-2.91	0.00					
2009-02-02	ATVI	Activision Blizzard	D	-2.92	0.60					
2009-02-02	GPN	Global Payments	D	-2.88	0.00					
2009-02-02	AMX	America Movil	D	-2.93	0.20					
2009-02-02	BMRN	Biomarin Pharmaceutical	D	-2.92	0.00					
2009-02-02	SLH	Solera Holdings	D	-2.88	0.00					
2009-02-02	CYBS	Cybersource Cp	D	-2.89	0.00					
2009-02-02	ACN	Accenture Cl A	D	-2.87	1.00					
2009-02-02	WSH	Willis Group Holdings	D	-2.89	0.00					

Date	Ticker	Name	R	SM	W (%)	Ticker	Name	R	SM	W (%)
2009-02-02	PEP	Pepsico	D	-2.89	1.00					
2009-02-02	JPM	Jpmorgan Chase	D	-2.92	1.30					
2009-02-02	SYK	Stryker	D	-2.90	0.30					
2009-02-02	BIR	Birchcliff Energy	D	-2.95	0.00					
2009-02-02	ACL	Alcon	D	-2.92	0.60					
2009-02-02	DHI	D.r. Horton	D	-2.93	0.00					
2009-02-02	ILMN	Illumina	D	-2.90	0.00					
2009-02-02	BRK.A	Berkshire Hathaway	D	-2.90	4.50					
2009-02-02	532454	Bharti Airtel	D	-2.88	0.10					
2009-02-02	GPRO	Gen-Probe	D	-2.88	0.10					
2009-02-02	STJ	St Jude Medical Inc	D	-2.87	0.00					
2009-02-02	MA	Mastercard	D	-2.93	1.00					
2009-02-02	COST	Costco Wholesale	D	-2.90	0.40					
2009-02-02	EL	Estee Lauder Companies	D	-2.92	0.10					
2009-02-02	DTV	DIRECTV	D	-2.87	0.30					
2009-02-02	AXS	Axis Capital	D	-2.88	0.10					
2009-02-02	WAT	Waters	D	-2.91	0.20					
2009-02-02	RRC	Range Resources	D	-2.92	0.00					
2009-02-02	C	Citigroup	D	-2.97	0.10					
2009-02-02	ALXN	Alexion Pharmaceuticals	C	-1.87	0.00					
2009-02-02	THS	Treehouse Foods	C	-1.86	0.20					
2009-02-02	NDN	99 Cents Stores	C	-1.89	0.00					
2009-02-02	ANSS	Ansys	D	-2.92	0.00					
2009-02-02	MDVN	Medivation	C	-1.91	0.10					
2009-02-02	PRU	Prudential Financial	D	-2.95	0.00					
2009-02-02	COV	Covidien	D	-2.89	1.00					
2009-02-02	ACGL	Arch Capital	D	-2.86	0.20					
2009-02-02	285	Byd Electronic	D	-2.97	0.10					
2009-02-02	FCN	Fti Consulting	D	-2.91	0.00					
2009-02-02	GGB	Gerdau	D	-2.96	0.00					
2009-02-02	HPQ	Hp	D	-2.88	1.80					
2009-02-02	NUVA	Nuvasive	D	-2.89	0.10					
2009-02-02	NVS	Novartis Adr	D	-2.89	0.00					
2009-02-02	CETV	Central European Media Enterprises	D	-2.99	0.00					
2009-02-02	ADM	Admiral	C	-1.87	0.10					
2009-02-02	SUSS	Susser Holdings Corp.	C	-1.86	0.00					
2009-02-02	WRC	Warnaco Group	D	-2.93	0.10					
2009-02-02	DWA	DreamWorks Animation SKG	D	-2.89	0.00					
2009-02-02	CMG	Chipotle Mexican Grill	D	-2.95	0.00					
2009-02-02	BIDU	Baidu Adr	D	-2.94	0.10					
2009-02-02	PPHN	Petroplus Holdings	D	-2.97	0.20					
2009-02-02	SATS	Echostar	D	-2.94	0.00					
2009-02-02	CNQ	Canadian Natural Resources	D	-2.93	0.20					
2009-02-02	MDLZ	Mondelez International	D	-2.87	0.60					
2009-02-02	GOOGL	Alphabet	D	-2.90	5.10					
2009-03-02	AAPL	Apple	D	-2.92	3.10					
2009-03-02	APH	Amphenol	D	-2.92	0.70					
2009-03-02	DNB	Dun & Bradstreet	D	-2.88	0.00	FDO	Family Dollar Stores	A	2.29	0.00
2009-03-02	ECA	Encana	D	-2.92	1.10					
2009-03-02	ADBE	Adobe Systems	D	-2.94	0.40					
2009-03-02	WU	The Western Union	D	-2.94	0.20					
2009-03-02	GME	Gamestop Corp New	D	-2.92	0.30					
2009-03-02	HES	Hess	D	-2.94	0.20					
2009-03-02	SNY	Sanofi Adr	D	-2.91	0.00					
2009-03-02		Bayer	D	-2.89	0.00	NEE	Nextera Energy	B	1.20	0.00
2009-03-02	BN	Danone	D	-2.89	0.40	STR	Questar Corp	B	1.20	0.40
2009-03-02	BB	Blackberry	D	-2.95	0.60					
2009-03-02	RI	Pernod Ricard	D	-2.91	0.00					
2009-03-02	7203	Toyota Motor	D	-2.94	0.10					

Date	Ticker	Name	R	SM	W (%)	Ticker	Name	R	SM	W (%)
2009-03-02	BAX	Baxter International	D	-2.88	0.50	DGX	Quest Diagnostics	A	2.17	0.50
2009-03-02	BDX	Becton Dickinson Fomento	D	-2.88	0.70	MYL	Mylan N.V.	B	1.34	0.70
2009-03-02	FMX	Economico Mexicano Adr	D	-2.93	0.00					
2009-03-02	BKE	Buckle	D	-2.91	0.10					
2009-03-02	SAP	Sap Adr	D	-2.91	0.00					
2009-03-02	CB	Chubb Corp	D	-2.88	1.20	SLM	Slm	B	1.11	1.20
2009-03-02	CBE	Cooper Industries	D	-2.93	0.50					
2009-03-02	STAN	Standard Chartered	D	-2.94	0.20					
2009-03-02	CELG	Celgene	D	-2.91	0.60					
2009-03-02	CERN	Cerner	D	-2.88	0.00	AKAM	Akamai Technologies	B	1.29	0.00
2009-03-02	CL	Colgate-palmolive	D	-2.88	1.70	ADM	Archer Daniels Midland	A	2.28	1.70
2009-03-02	PZZA	Papa John's International	D	-2.88	0.00	HRB	H.& R.block	A	2.20	0.00
2009-03-02	MON	Monsanto	D	-2.92	0.60					
2009-03-02	CPB	Campbell Soup	D	-2.89	0.10	TAP	Molson Coors Brewing	B	1.17	0.10
2009-03-02	BBAS3	Banco Do Brasil Sa Bb Brasil	D	-2.93	0.00					
2009-03-02	VRSN	Verisign	D	-2.93	0.10					
2009-03-02	SGEN	Seattle Genetics	D	-2.88	0.00	WYE	Wyeth	B	1.22	0.00
2009-03-02	DELL	Dell	D	-2.95	0.00					
2009-03-02	YUM	Yum Brands	D	-2.90	0.10	AN	Autonation	B	1.39	0.10
2009-03-02	DHR	Danaher	D	-2.91	1.00					
2009-03-02	DIS	Walt Disney	D	-2.92	1.60					
2009-03-02	VVUS	Vivus	D	-2.94	0.00					
2009-03-02	FLIR	Flir Systems	D	-2.93	0.40					
2009-03-02	ECL	Ecolab	D	-2.90	0.40	ROH	Rohm & Haas	A	2.20	0.40
2009-03-02	700	Tencent	D	-2.90	0.20	HRS	Harris	B	1.19	0.20
2009-03-02	KOF	Coca-cola Femsa Adr	D	-2.92	0.00					
2009-03-02	FISV	Fiserv	D	-2.90	0.00	BLL	Ball	B	1.23	0.00
2009-03-02	4507	Shionogi	C	-1.90	0.00	APC	Anadarko Petroleum	B	1.19	0.00
2009-03-02	GENZ	Genzyme General	D	-2.87	0.00	LIFE	Life Technologies	B	1.22	0.00
2009-03-02	GEN	Genmab	D	-2.88	0.00	EMC	EMC Corp	B	1.19	0.00
2009-03-02	HCBK	Hudson City Bancorp	D	-2.92	0.10					
2009-03-02	CHK	Chesapeake Energy	D	-2.97	0.20					
2009-03-02	URBN	Urban Outfitters	D	-2.93	0.10					
2009-03-02	MATK	Martek Biosciences	D	-2.92	0.00					
2009-03-02	7974	Nintendo	D	-2.93	0.10					
2009-03-02	UBI	Ubisoft Entertainment	D	-2.95	0.00					
2009-03-02	JEC	Jacobs Engineering	D	-2.95	0.40					
2009-03-02	JNJ	Johnson & Johnson	D	-2.89	2.50	BSX	Boston Scientific	B	1.20	2.50
2009-03-02	K	Kellogg	D	-2.89	0.40	PHM	Pultegroup	B	1.14	0.40
2009-03-02	KWKAQ	Quicksilver Rscs	D	-2.98	0.00					
2009-03-02	KO	Coca-cola	D	-2.90	2.70	PNW	Pinnacle West Capital	A	2.15	2.70
2009-03-02	CRM	Salesforce.com	D	-2.94	0.30					
2009-03-02	HSIC	Henry Schein	D	-2.90	0.10					
2009-03-02	MCD	Mcdonald's	C	-1.87	2.70	DRI	Darden Restaurants	B	1.32	2.70
2009-03-02	ROG	Roche	D	-2.89	0.20	BRCM	Broadcom Corp	B	1.19	0.20
2009-03-02	MRK	Merck & Co	D	-2.94	0.30					
2009-03-02	MSFT	Microsoft	D	-2.92	0.00					
2009-03-02	SOHU	Sohu.com	D	-2.92	0.40					
2009-03-02	NUE	Nucor	D	-2.94	0.00					
2009-03-02	ORCL	Oracle	D	-2.89	0.80	CSC	Computer Sciences	B	1.23	0.80
2009-03-02	OXY	Occidental Petroleum	D	-2.92	0.40					
2009-03-02	PCAR	Paccar	D	-2.93	0.40					
2009-03-02	CB	Chubb	D	-2.91	0.50					
2009-03-02	PFE	Pfizer	D	-2.90	0.30	AET	Aetna	B	1.20	0.30
2009-03-02	PG	Procter & Gamble	D	-2.89	3.10	NEM	Newmont Mining	B	1.29	3.10

Date	Ticker	Name	R	SM	W (%)	Ticker	Name	R	SM	W (%)
2009-03-02	MFE	McAfee	D	-2.87	0.60	SYMC	Symantec	B	1.22	0.60
2009-03-02	RHI	Robert Half International	D	-2.91	0.00					
2009-03-02	PBR	Petroleo Brasileiro Sa - Petrobras Adr	D	-2.94	0.20					
2009-03-02	SCHW	Charles Schwab	D	-2.92	0.20					
2009-03-02	SLB	Schlumberger	D	-2.95	0.90					
2009-03-02	SNA	Snap-on	D	-2.94	0.10					
2009-03-02	SPXC	Spx	D	-2.95	0.10					
2009-03-02	SWN	Southwestern Energy	D	-2.91	0.10					
2009-03-02	JCG	J. Crew Group	D	-2.96	0.20					
2009-03-02	TJX	Tjx Companies	D	-2.90	0.70					
2009-03-02	TMO	Thermo Fisher Scientific	D	-2.91	0.10					
2009-03-02	VAR	Varian Medical Systems	D	-2.93	0.10					
2009-03-02	WFC	Wells Fargo	D	-2.95	1.60					
2009-03-02	WMT	Wal-mart Stores	D	-2.87	0.20	SVU	Supervalu	B	1.28	0.20
2009-03-02	DEO	Diageo Adr	D	-2.91	0.10					
2009-03-02	XRAY	Dentsply Sirona	D	-2.92	0.40					
2009-03-02	3368	Parkson Retail	D	-2.95	0.00					
2009-03-02	EOG	Eog Resources	D	-2.95	0.40					
2009-03-02	MTD	Mettler Toledo International	D	-2.92	0.40					
2009-03-02	XLNX	Xilinx	D	-2.90	0.00					
2009-03-02	INTC	Intel	D	-2.92	0.10					
2009-03-02	PCP	Precision Castparts	D	-2.93	0.00					
2009-03-02	TECH	Bio-technne	D	-2.90	0.10					
2009-03-02	LMT	Lockheed Martin	D	-2.92	0.20					
2009-03-02	S	Sprint Nextel	D	-2.98	0.20					
2009-03-02	EN-ERQ	Energy Conversion Devices	D	-2.96	0.10					
2009-03-02	SQNM	Sequenom	C	-1.92	0.10	MIL	Millipore	B	1.19	0.10
2009-03-02	NKE	Nike	D	-2.90	1.30					
2009-03-02	GS	Goldman Sachs	D	-2.92	0.30					
2009-03-02	IPG	Interpublic Group Of Companies	D	-2.94	0.20					
2009-03-02	QCOM	Qualcomm	D	-2.90	1.30					
2009-03-02	PX	Praxair	D	-2.91	0.00					
2009-03-02	NESN	Nestle	D	-2.87	0.70	TLAB	Tellabs	B	1.19	0.70
2009-03-02	SBUX	Starbucks	D	-2.91	0.00					
2009-03-02	ATVI	Activision Blizzard	D	-2.91	0.70					
2009-03-02	GPN	Global Payments	D	-2.90	0.00					
2009-03-02	AMX	America Movil	D	-2.94	0.20					
2009-03-02	SLH	Solera Holdings	D	-2.89	0.00	BMC	BMC Software	B	1.22	0.00
2009-03-02	ACN	Accenture Cl A	D	-2.89	1.10	GR	Goodrich	B	1.20	1.10
2009-03-02	WSH	Willis Group Holdings	D	-2.90	0.00					
2009-03-02	PEP	Pepsico	D	-2.89	1.10	QWST	Qwest Communications	B	1.25	1.10
2009-03-02	JPM	Jpmorgan Chase	D	-2.93	1.00					
2009-03-02	SYK	Stryker	D	-2.92	0.20					
2009-03-02	BIR	Birchcliff Energy	D	-2.95	0.00					
2009-03-02	ACL	Alcon	D	-2.93	0.60					
2009-03-02	BRK.A	Berkshire Hathaway	D	-2.91	4.50					
2009-03-02	532454	Bharti Airtel	D	-2.88	0.10	ABC	Amerisourcebergen	B	1.19	0.10
2009-03-02	GPRO	Gen-Probe	D	-2.90	0.10	ANTM	Anthem	B	1.17	0.10
2009-03-02	STJ	St Jude Medical Inc	D	-2.89	0.10	FRX	Forest Laboratories	B	1.17	0.10
2009-03-02	MA	Mastercard	D	-2.92	1.30					
2009-03-02	COST	Costco Wholesale	D	-2.91	0.20					
2009-03-02	EL	Estee Lauder Companies	D	-2.93	0.10					
2009-03-02	AXS	Axis Capital	D	-2.90	0.10					
2009-03-02	WAT	Waters	D	-2.92	0.20					
2009-03-02	RRC	Range Resources	D	-2.86	0.00	SUN	Sunoco	A	2.21	0.00
2009-03-02	ALXN	Alexion Pharmaceuticals	C	-1.89	0.00	CCE	Coca-Cola Enterprises	B	1.23	0.00
2009-03-02	THS	Treehouse Foods	C	-1.86	0.20	EQ	Embarq	B	1.22	0.20
2009-03-02	STRA	Strayer Education	C	-1.88	0.40	WFM	Whole Foods Market	B	1.24	0.40
2009-03-02	ANSS	Ansys	D	-2.93	0.00					

Date	Ticker	Name	R	SM	W (%)	Ticker	Name	R	SM	W (%)
2009-03-02	CBST	Cubist Pharmaceuticals	C	-1.91	0.10	CMS	Cms Energy	B	1.21	0.10
2009-03-02	XOM	Exxon Mobil	D	-2.87	1.80	TSO	Tesoro	B	1.33	1.80
2009-03-02	COV	Covidien	D	-2.91	0.90	EQT	Eqst	B	1.20	0.20
2009-03-02	ACGL	Arch Capital	D	-2.88	0.20	KSS	Kohl's	B	1.23	0.20
2009-03-02	RYAAY	Ryanair Adr	C	-1.87	0.20	GOOGL	Google Class A	B	1.21	1.60
2009-03-02	FCN	Fti Consulting	D	-2.91	0.00	PCG	Pg&e	B	1.18	0.20
2009-03-02	GGB	Gerdau	D	-2.97	0.00	MCK	Mckesson	B	1.23	0.00
2009-03-02	HPQ	Hp	D	-2.90	1.60	VLO	Valero Energy	B	1.20	0.10
2009-03-02	NUVA	Nuvasive	D	-2.93	0.10	ACS	Affiliated Computer	B	1.20	0.40
2009-03-02	OMTR	Omniture	D	-2.95	0.00	DRI	Darden Restaurants	A	2.43	0.20
2009-03-02	ADM	Admiral	C	-1.87	0.20	AN	Autonation	B	1.55	0.00
2009-03-02	SUSS	Susser Holdings Corp.	D	-2.88	0.00	ADM	Archer Daniels Midland	A	2.31	0.20
2009-03-02	WRC	Warnaco Group	D	-2.94	0.10	QWST	Qwest Communications	B	1.29	0.00
2009-03-02	DWA	DreamWorks Animation SKG	D	-2.91	0.00	AMD	Advanced Micro Devices	B	1.28	0.40
2009-03-02	CMG	Chipotle Mexican Grill	D	-2.94	0.00	MYL	Mylan N.V.	A	2.39	0.50
2009-03-02	BIDU	Baidu Adr	D	-2.94	0.10	WYE	Wyeth	A	2.24	0.70
2009-03-02	GXDX	Genoptix	C	-1.90	0.10	MS	Morgan Stanley	B	1.43	0.30
2009-03-02	PPHN	Petroplus Holdings	D	-2.98	0.20	NOV	National Oilwell Varco	B	1.27	0.20
2009-03-02	SATS	Echostar	D	-2.94	0.00	JAVA	Sun Microsystems	B	1.47	0.10
2009-03-02	CNQ	Canadian Natural Resources	D	-2.94	0.20	WFR	SunEdison	B	1.27	0.00
2009-03-02	MDLZ	Mondelez International	D	-2.89	0.40	CME	Cme	B	1.25	1.20
2009-04-01	APOL	Apollo Educat Grp	C	-1.88	0.20	TSN	Tyson Foods	B	1.37	1.60
2009-04-01	DNB	Dun & Bradstreet	D	-2.87	0.00	VFC	Vf	B	1.24	0.10
2009-04-01	ECA	Encana	D	-2.91	1.20	JWN	Nordstrom	B	1.37	0.00
2009-04-01	ADBE	Adobe Systems	D	-2.92	0.50	WFM	Whole Foods Market	B	1.36	0.10
2009-04-01	WU	The Western Union	D	-2.93	0.20					
2009-04-01	GME	Gamestop Corp New	D	-2.92	0.30					
2009-04-01	SNY	Sanofi Adr	D	-2.90	0.00					
2009-04-01	RAH	Ralcorp Holdings	D	-2.87	0.20					
2009-04-01		Bayer	D	-2.90	0.00					
2009-04-01	BN	Danone	D	-2.89	0.40					
2009-04-01	BB	Blackberry	D	-2.94	0.60					
2009-04-01	RI	Pernod Ricard	D	-2.91	0.00					
2009-04-01	BAX	Baxter International	D	-2.88	0.50					
2009-04-01	BDX	Becton Dickinson	D	-2.87	0.70					
2009-04-01	WRB	Wr Berkley Fomento	D	-2.88	0.30					
2009-04-01	FMX	Economico Mexicano Adr	D	-2.91	0.00					
2009-04-01	0MDJ	Cadbury	D	-2.86	0.20					
2009-04-01	SAP	Sap Adr	D	-2.90	0.10					
2009-04-01	MRW	Wm Morrison Supermarkets	D	-2.85	0.00					
2009-04-01	CB	Chubb Corp	D	-2.86	1.20					
2009-04-01	CBE	Cooper Industries	D	-2.91	0.50					
2009-04-01	STAN	Standard Chartered	D	-2.91	0.30					
2009-04-01	CELG	Celgene	D	-2.92	0.50					
2009-04-01	CL	Colgate-palmolive	D	-2.88	1.60					
2009-04-01	CPB	Campbell Soup	D	-2.88	0.10					
2009-04-01	VRSN	Verisign	D	-2.92	0.10					
2009-04-01	CTX	Centex Corp	D	-2.95	0.00					
2009-04-01	CVS	Cvs Health	D	-2.89	0.00					
2009-04-01	DELL	Dell	D	-2.94	0.10					
2009-04-01	YUM	Yum Brands	D	-2.89	0.10					
2009-04-01	DIS	Walt Disney	D	-2.91	1.70					
2009-04-01	VVUS	Vivus	D	-2.93	0.00					

Date	Ticker	Name	R	SM	W (%)	Ticker	Name	R	SM	W (%)
2009-04-01	9432	Nippon Telegraph & Telephone Corp Ntt	D	-2.86	0.10	CIEN	Ciena	B	1.27	0.10
2009-04-01	FLIR	Flir Systems	D	-2.92	0.40					
2009-04-01	ECL	Ecolab	D	-2.88	0.40	NEM	Newmont Mining	A	2.37	0.40
2009-04-01	KOF	Coca-cola Femsa Adr	D	-2.91	0.00					
2009-04-01	FISV	Fiserv	D	-2.88	0.00	CVG	Convergys	B	1.34	0.00
2009-04-01	4507	Shionogi	D	-2.89	0.00	NVLS	Novellus Systems	B	1.27	0.00
2009-04-01	GEN	Genmab	D	-2.89	0.00	BTU	Peabody Energy Corp	B	1.27	0.00
2009-04-01	HCBK	Hudson City Bancorp	D	-2.90	0.10					
2009-04-01	URBN	Urban Outfitters	D	-2.93	0.10					
2009-04-01	7974	Nintendo	D	-2.92	0.10					
2009-04-01	UBI	Ubisoft Entertainment	D	-2.93	0.00					
2009-04-01	JEC	Jacobs Engineering	D	-2.84	0.40	MWV	MeadWestvaco	B	1.26	0.40
2009-04-01	JNJ	Johnson & Johnson	D	-2.88	2.40	AGN	Allergan	B	1.27	2.40
2009-04-01	K	Kellogg	D	-2.89	0.40	HRL	Hormel Foods	B	1.21	0.40
2009-04-01	KO	Coca-cola	D	-2.89	2.90	CAG	Conagra Brands	B	1.20	2.90
2009-04-01	MCD	McDonald's	D	-2.86	2.80	KSS	Kohl's	B	1.29	2.80
2009-04-01	ROG	Roche	D	-2.87	0.30	CSC	Computer Sciences	B	1.26	0.30
2009-04-01	MRK	Merck & Co	D	-2.93	0.40					
2009-04-01	MSFT	Microsoft	D	-2.90	0.00	MU	Micron Technology	B	1.41	0.00
2009-04-01	NUE	Nucor	D	-2.92	0.00					
2009-04-01	OXY	Occidental Petroleum	D	-2.90	0.50					
2009-04-01	PAYX	Paychex	D	-2.88	0.00	BLL	Ball	B	1.26	0.00
2009-04-01	PCAR	Paccar	D	-2.92	0.30					
2009-04-01	CB	Chubb	D	-2.90	0.50	FHN	First Horizon National	B	1.24	0.50
2009-04-01	PFE	Pfizer	D	-2.88	0.20	LIFE	Life Technologies	B	1.25	0.20
2009-04-01	PG	Procter & Gamble	D	-2.89	2.80	HSY	The Hershey	B	1.19	2.80
2009-04-01	MFE	McAfee	D	-2.84	0.60	SNDK	Sandisk Corp	B	1.39	0.60
2009-04-01	RHI	Robert Half International	D	-2.89	0.00	FLS	Flowserve	B	1.25	0.00
2009-04-01	PBR	Petroleo Brasileiro Sa - Petrobras Adr	D	-2.93	0.10					
2009-04-01	SCHW	Charles Schwab	D	-2.90	0.20					
2009-04-01	SLB	Schlumberger	D	-2.94	1.10					
2009-04-01	SNA	Snap-on	D	-2.93	0.10					
2009-04-01	CHRW	C.h.robinson Worldwide	D	-2.85	0.90	GR	Goodrich	B	1.24	0.90
2009-04-01	SPXC	Spx	D	-2.94	0.00					
2009-04-01	SWN	Southwestern Energy	D	-2.85	0.10	SUN	Sunoco	A	2.18	0.10
2009-04-01	JCG	J. Crew Group	D	-2.95	0.20					
2009-04-01	UTX	United Technologies	D	-2.90	0.00					
2009-04-01	VAR	Varian Medical Systems	D	-2.92	0.10					
2009-04-01	WFC	Wells Fargo	D	-2.94	2.10					
2009-04-01	9437	Ntt Docomo	D	-2.86	0.10	EQ	Embarq	B	1.25	0.10
2009-04-01	WMT	Wal-mart Stores	D	-2.86	0.20	ANF	Abercrombie & Fitch	B	1.29	0.20
2009-04-01	DEO	Diageo Adr	D	-2.91	0.10					
2009-04-01	XRAY	Dentsply Sirona	D	-2.91	0.30					
2009-04-01	3368	Parkson Retail	D	-2.93	0.10					
2009-04-01	EOG	Eog Resources	D	-2.93	0.50					
2009-04-01	MTD	Mettler Toledo International	D	-2.92	0.40					
2009-04-01	TECH	Bio-techn	D	-2.89	0.10	BSX	Boston Scientific	B	1.25	0.10
2009-04-01	LMT	Lockheed Martin	D	-2.91	0.30					
2009-04-01	CSCO	Cisco Systems	D	-2.89	0.00	AKAM	Akamai Technologies	B	1.36	0.00
2009-04-01	SQNM	Sequenom	C	-1.91	0.10	HSP	Hospira	B	1.24	0.10
2009-04-01	NKE	Nike	D	-2.88	1.40	PHM	Pultegroup	B	1.19	1.40
2009-04-01	CEPH	Cephalon	C	-1.86	0.30	AET	Aetna	B	1.23	0.30
2009-04-01	RGS	Regis Corp	D	-2.92	0.00					
2009-04-01	PX	Praxair	D	-2.88	0.00	ROH	Rohm & Haas	A	2.29	0.00
2009-04-01	NESN	Nestle	D	-2.86	0.80	SYMC	Symantec	B	1.25	0.80
2009-04-01	ATVI	Activision Blizzard	D	-2.91	0.80					

Date	Ticker	Name	R	SM	W (%)	Ticker	Name	R	SM	W (%)
2009-04-01	GPX	Global Payments	D	-2.89	0.00	CTAS	Cintas	B	1.23	0.00
2009-04-01	AMX	America Movil	D	-2.93	0.10					
2009-04-01	ACN	Accenture Cl A	D	-2.89	1.00	PCP	Precision Castparts	B	1.21	1.00
2009-04-01	WSH	Willis Group Holdings	D	-2.90	0.00	MCO	Moody's	B	1.23	0.00
2009-04-01	PEP	Pepsico	D	-2.88	1.10	LO	Lorillard	B	1.19	1.10
2009-04-01	JPM	Jpmorgan Chase	D	-2.91	1.10					
2009-04-01	SYK	Stryker	D	-2.92	0.10					
2009-04-01	ENH	Endurance Specialty	D	-2.85	0.00	PBCT	People's United Financial	B	1.18	0.00
2009-04-01	BRK.A	Berkshire Hathaway	D	-2.90	4.70					
2009-04-01	532454	Bharti Airtel	D	-2.88	0.10	BMC	BMC Software	B	1.25	0.10
2009-04-01	MVL	Marvel Entertainment	D	-2.88	0.00	BIG	Big Lots	B	1.27	0.00
2009-04-01	COST	Costco Wholesale	D	-2.90	0.30	MDP	Meredith	B	1.27	0.30
2009-04-01	EL	Estee Lauder Companies	D	-2.92	0.10					
2009-04-01	AXS	Axis Capital	D	-2.89	0.10	PNW	Pinnacle West Capital	A	2.16	0.10
2009-04-01	WAT	Waters	D	-2.91	0.30					
2009-04-01	STRA	Strayer Education	C	-1.88	0.40	SVU	Supervalu	B	1.27	0.40
2009-04-01	CBST	Cubist Pharmaceuticals	D	-2.90	0.10					
2009-04-01	XOM	Exxon Mobil	D	-2.86	1.90	TSO	Tesoro	B	1.33	1.90
2009-04-01	SRCL	Stericycle	D	-2.87	0.00	FCX	Freeport-mcmoran	B	1.39	0.00
2009-04-01	COV	Covidien	D	-2.90	0.90					
2009-04-01	ACGL	Arch Capital	D	-2.87	0.20	CF	Cf Industries	B	1.31	0.20
2009-04-01	PM	Philip Morris International	D	-2.89	0.30	MO	Altria	B	1.19	0.30
2009-04-01	RYAAY	Ryanair Adr	C	-1.86	0.20	EXPE	Expedia	B	1.26	0.20
2009-04-01	NI-HDQ	NII Holdings	D	-2.95	0.00					
2009-04-01	HPQ	Hp	D	-2.88	1.80	GLW	Corning	B	1.30	1.80
2009-04-01	UPS	United Parcel Service	D	-2.88	0.10	CCE	Coca-Cola Enterprises	B	1.29	0.10
2009-04-01	NUVA	Nuvasive	D	-2.91	0.10					
2009-04-01	ADM	Admiral	C	-1.87	0.20	APC	Anadarko Petroleum	B	1.25	0.20
2009-04-01	DWA	DreamWorks Animation SKG	D	-2.89	0.00	BBBY	Bed Bath & Beyond	B	1.23	0.00
2009-04-01	GXDX	Genoptix	C	-1.88	0.00	MIL	Millipore	B	1.22	0.00
2009-04-01	PRON	Pronova Biopharma ASA	C	-1.87	0.10	YHOO	Yahoo	B	1.24	0.10
2009-04-01	PPHN	Petroplus Holdings	D	-2.98	0.20					
2009-04-01	SATS	Echostar	D	-2.93	0.00					
2009-04-01	MDLZ	Mondelez International	D	-2.89	0.30	MKC	Mccormick	B	1.17	0.30
2009-05-01	ABT	Abbott Laboratories	D	-2.88	1.80	MYL	Mylan N.V.	A	2.38	1.80
2009-05-01	APOL	Apollo Educat Grp	C	-1.89	0.10	AN	Autonation	A	2.69	0.10
2009-05-01	DNB	Dun & Bradstreet	D	-2.86	0.00	DRI	Darden Restaurants	A	2.44	0.00
2009-05-01	ECA	Encana	D	-2.90	1.10					
2009-05-01	GME	Gamestop Corp New	D	-2.91	0.30					
2009-05-01	RAH	Ralcorp Holdings	D	-2.86	0.20	GT	Goodyear Tire & Rubber	B	1.54	0.20
2009-05-01		Bayer	D	-2.89	0.00	AKAM	Akamai Technologies	A	2.40	0.00
2009-05-01	BN	Danone	D	-2.89	0.30	CCE	Coca-Cola Enterprises	A	2.37	0.30
2009-05-01	SW	Sodexo	D	-2.86	0.20	QWST	Qwest Communications	A	2.31	0.20
2009-05-01	BB	Blackberry	D	-2.90	1.00					
2009-05-01	RI	Pernod Ricard	D	-2.89	0.00	APC	Anadarko Petroleum	A	2.28	0.00
2009-05-01	BAX	Baxter International	D	-2.89	0.40	AGN	Allergan	A	2.25	0.40
2009-05-01	BCR	C R Bard	D	-2.86	0.50	WYE	Wyeth	A	2.24	0.50
2009-05-01	BDX	Becton Dickinson	D	-2.88	0.60	BIIB	Biogen	A	2.20	0.60
2009-05-01	BEN	Franklin Resources	D	-2.91	0.10					
2009-05-01	WRB	Wr Berkley	D	-2.87	0.30	MS	Morgan Stanley	A	2.47	0.30

Date	Ticker	Name	R	SM	W (%)	Ticker	Name	R	SM	W (%)
2009-05-01	FMX	Fomento Economico Mexicano Adr	D	-2.90	0.00					
2009-05-01	0MDJ	Cadbury	D	-2.86	0.10	BMC	BMC Software	A	2.26	0.10
2009-05-01	SAP	Sap Adr	D	-2.89	0.20	JAVA	Sun Microsystems	A	2.54	0.20
2009-05-01	MRW	Wm Morrison Supermarkets	D	-2.85	0.00	TLAB	Tellabs	A	2.26	0.00
2009-05-01	CB	Chubb Corp	D	-2.87	1.00	IRM	Iron Mountain	A	2.28	1.00
2009-05-01	STAN	Standard Chartered	D	-2.89	0.40	NEE	Nextera Energy	A	2.25	0.40
2009-05-01	CELG	Celgene	D	-2.91	0.50					
2009-05-01	CL	Colgate-palmolive	D	-2.87	1.50	TSN	Tyson Foods	B	1.40	1.50
2009-05-01	CPB	Campbell Soup	D	-2.89	0.10	NWL	Newell Brands	B	1.40	0.10
2009-05-01	SGEN	Seattle Genetics	D	-2.86	0.00	DGX	Quest Diagnostics	A	2.19	0.00
2009-05-01	DIS	Walt Disney	D	-2.89	1.70	WFM	Whole Foods Market	A	2.43	1.70
2009-05-01	VVUS	Vivus	D	-2.92	0.00					
2009-05-01	9432	Nippon Telegraph & Telephone Corp Ntt	D	-2.87	0.10	EQ	Embarq	A	2.25	0.10
2009-05-01	FLIR	Flir Systems	D	-2.91	0.40					
2009-05-01	FISV	Fiserv	D	-2.88	0.00	GR	Goodrich	A	2.28	0.00
2009-05-01	4507	Shionogi	D	-2.89	0.00	BRCM	Broadcom Corp	A	2.24	0.00
2009-05-01	K	Kinross Gold	C	-1.87	0.70	EMC	EMC Corp	A	2.23	0.70
2009-05-01	GEN	Genmab	D	-2.88	0.00	CMS	Cms Energy	A	2.23	0.00
2009-05-01	HCBK	Hudson City Bancorp	D	-2.90	0.10					
2009-05-01	7974	Nintendo	D	-2.93	0.20					
2009-05-01	JEC	Jacobs Engineering	D	-2.85	0.40	CTAS	Cintas	A	2.24	0.40
2009-05-01	JNJ	Johnson & Johnson	D	-2.88	1.90	THC	Tenet Healthcare	B	1.44	1.90
2009-05-01	K	Kellogg	D	-2.87	0.40	KBH	Kb Home	B	1.36	0.40
2009-05-01	KO	Coca-cola	D	-2.89	2.50	PBG	Pepsi Bottling	B	1.32	2.50
2009-05-01	MCD	Mcdonald's	D	-2.87	2.50	KSS	Kohl's	A	2.28	2.50
2009-05-01	ROG	Roche	D	-2.88	0.20	ACS	Affiliated Computer	A	2.22	0.20
2009-05-01	MRK	Merck & Co	D	-2.93	0.20					
2009-05-01	OXY	Occidental Petroleum	D	-2.90	0.40					
2009-05-01	COP	Conocophillips	D	-2.93	0.10					
2009-05-01	PG	Procter & Gamble	D	-2.89	2.50	VFC	Vf	B	1.25	2.50
2009-05-01	RGLD	Royal Gold	C	-1.88	0.00	NEM	Newmont Mining	A	2.30	0.00
2009-05-01	SNA	Snap-on	D	-2.91	0.10					
2009-05-01	UTX	United Technologies	D	-2.89	0.00	BLL	Ball	A	2.23	0.00
2009-05-01	VAR	Varian Medical Systems	D	-2.91	0.00					
2009-05-01	VNO	Vornado Realty Trust	D	-2.93	0.10					
2009-05-01	WFC	Wells Fargo	D	-2.92	2.70					
2009-05-01	9437	Ntt Docomo	D	-2.87	0.00	SRE	Sempra Energy	A	2.21	0.00
2009-05-01	WMT	Wal-mart Stores	D	-2.87	0.20	WAG	Walgreens Boots Alliance	A	2.25	0.20
2009-05-01	DEO	Diageo Adr	D	-2.91	0.10					
2009-05-01	XRAY	Dentsply Sirona	D	-2.90	0.20					
2009-05-01	EOG	Eog Resources	D	-2.92	0.40					
2009-05-01	TECH	Bio-techne	D	-2.88	0.10	ISRG	Intuitive Surgical	B	1.28	0.10
2009-05-01	LMT	Lockheed Martin	D	-2.89	0.40	OI	Owens Illinois Rg	B	1.42	0.40
2009-05-01	SQNM	Sequenom	C	-1.98	0.00	BSX	Boston Scientific	B	1.25	0.00
2009-05-01	CEPH	Cephalon	C	-1.87	0.20	HSP	Hospira	B	1.25	0.20
2009-05-01	RGS	Regis Corp	D	-2.90	0.00	WYN	Wyndham Worldwide	B	1.69	0.00
2009-05-01	UNH	Unitedhealth	D	-2.87	0.00	ESRX	Express Scripts Holding	B	1.24	0.00
2009-05-01	NESN	Nestle	D	-2.87	0.60	PCG	Pg&e	A	2.18	0.60
2009-05-01	GPN	Global Payments	D	-2.89	0.00	JBL	Jabil Circuit	B	1.42	0.00
2009-05-01	ACN	Accenture Cl A	D	-2.88	0.90	CVG	Convergys	B	1.42	0.90
2009-05-01	PEP	Pepsico	D	-2.89	0.70	EA	Electronic Arts	B	1.22	0.70
2009-05-01	SYK	Stryker	D	-2.91	0.10					
2009-05-01	DV	Devry Education	D	-2.89	0.10	JWN	Nordstrom	B	1.48	0.10
2009-05-01	BMJ	Bristol-myers Squibb	D	-2.85	0.60	ANTM	Anthem	B	1.24	0.60
2009-05-01	BRK.A	Berkshire Hathaway	D	-2.90	4.40	FHN	First Horizon National	A	2.24	4.40

Date	Ticker	Name	R	SM	W (%)	Ticker	Name	R	SM	W (%)
2009-05-01	STJ	St Jude Medical Inc	D	-2.85	0.10	ZBH	Zimmer Biomet	B	1.22	0.10
2009-05-01	ACM	Aecom	C	-1.85	0.00	TEL	TE Connectivity	B	1.40	0.00
2009-05-01	COST	Costco Wholesale	D	-2.89	0.40	EXPE	Expedia	B	1.41	0.40
2009-05-01	EL	Estee Lauder Companies	D	-2.90	0.00					
2009-05-01	AXS	Axis Capital	D	-2.89	0.10	PBCT	People's United Financial	A	2.15	0.10
2009-05-01	C	Citigroup	D	-2.98	0.10					
2009-05-01	ALXN	Alexion Pharmaceuticals	C	-1.86	0.00	MIL	Millipore	B	1.22	0.00
2009-05-01	ATLN	Actelion N	D	-2.87	0.10	IP	International Paper	B	1.53	0.10
2009-05-01	STRA	Strayer Education	D	-2.87	0.40	FD	Macy's	B	1.40	0.40
2009-05-01	CBST	Cubist Pharmaceuticals	D	-2.90	0.00					
2009-05-01	XOM	Exxon Mobil	D	-2.86	1.60	DNR	Denbury Resources	A	2.50	1.60
2009-05-01	SRCL	Stericycle	D	-2.88	0.00	MWW	Monster Worldwide	B	1.39	0.00
2009-05-01	QIA	Qiagen	D	-2.85	0.00	SNDK	Sandisk Corp	B	1.47	0.00
2009-05-01	COV	Covidien	D	-2.90	0.80					
2009-05-01	ACGL	Arch Capital	D	-2.87	0.20	ETFC	Etrade Financial	B	1.44	0.20
2009-05-01	PM	Philip Morris International	D	-2.89	0.20	LEN	Lennar	B	1.22	0.20
2009-05-01	RYAAY	Ryanair Adr	C	-1.83	0.30	MDP	Meredith	B	1.39	0.30
2009-05-01	CVX	Chevron	D	-2.89	0.10	TSO	Tesoro	A	2.39	0.10
2009-05-01	HPQ	Hp	D	-2.87	1.80	MU	Micron Technology	A	2.48	1.80
2009-05-01	XCO	Exco Resources	D	-2.95	0.00					
2009-05-01	ADM	Admiral	C	-1.86	0.10	AKS	Ak Steel	B	1.45	0.10
2009-05-01	DWA	DreamWorks Animation SKG	D	-2.88	0.00	JCP	Jc Penney	B	1.36	0.00
2009-05-01	PRON	Pronova Biopharma ASA	C	-1.88	0.00	FCX	Freeport-mcmoran	B	1.44	0.00
2009-05-01	PPHN	Petroplus Holdings	D	-2.98	0.20					
2009-05-01	MDLZ	Mondelez International	D	-2.89	0.20	CAG	Conagra Brands	B	1.22	0.20
2009-06-01	ABT	Abbott Laboratories	D	-2.87	1.80	CI	Cigna	A	2.44	1.80
2009-06-01	APOL	Apollo Educat Grp	C	-1.89	0.10	WYN	Wyndham Worldwide	A	2.71	0.10
2009-06-01	GME	Gamestop Corp New	D	-2.92	0.10					
2009-06-01	RAH	Ralcorp Holdings	D	-2.86	0.10	F	Ford Motor	A	2.81	0.10
2009-06-01	AMGN	Amgen	D	-2.87	0.00	MYL	Mylan N.V.	A	2.39	0.00
2009-06-01		Bayer	D	-2.88	0.00	MU	Micron Technology	A	2.52	0.00
2009-06-01	BN	Danone	D	-2.89	0.20	SNDK	Sandisk Corp	A	2.50	0.20
2009-06-01	SW	Sodexo	D	-2.86	0.20	AKS	Ak Steel	A	2.49	0.20
2009-06-01	BAX	Baxter International	D	-2.88	0.40	CVH	Coventry Health Care	A	2.38	0.40
2009-06-01	BCR	C R Bard	D	-2.86	0.50	BSX	Boston Scientific	A	2.29	0.50
2009-06-01	BDX	Becton Dickinson	D	-2.87	0.60	HSP	Hospira	A	2.27	0.60
2009-06-01	WRB	Wr Berkley	D	-2.85	0.10	GNW	Genworth Financial	A	3.00	0.10
2009-06-01	0MDJ	Cadbury	D	-2.85	0.10	DRI	Darden Restaurants	A	2.46	0.10
2009-06-01	MRW	Wm Morrison Supermarkets	D	-2.85	0.00	HOT	Strw Htl Res Wrlwd	A	2.46	0.00
2009-06-01	CB	Chubb Corp	D	-2.87	0.80	PRU	Prudential Financial	A	2.58	0.80
2009-06-01	CELG	Celgene	D	-2.91	0.50					
2009-06-01	CPB	Campbell Soup	D	-2.88	0.10	GT	Goodyear Tire & Rubber	A	2.58	0.10
2009-06-01	SGEN	Seattle Genetics	D	-2.84	0.00	ANTM	Anthem	A	2.27	0.00
2009-06-01	9432	Nippon Telegraph & Telephone Corp Ntt	D	-2.86	0.10	AMD	Advanced Micro Devices	A	2.44	0.10
2009-06-01	FLIR	Flir Systems	D	-2.92	0.40					
2009-06-01	K	Kinross Gold	C	-1.85	0.90	MDP	Meredith	A	2.43	0.90
2009-06-01	CSL	Csl	D	-2.87	0.20	TSO	Tesoro	A	2.43	0.20
2009-06-01	GIS	General Mills	D	-2.88	0.40	TSN	Tyson Foods	A	2.50	0.40
2009-06-01	GEN	Genmab	D	-2.90	0.00	JDSU	JDS Uniphase Corporation	A	2.43	0.00
2009-06-01	7974	Nintendo	D	-2.93	0.10					
2009-06-01	JNJ	Johnson & Johnson	D	-2.87	1.80	WYE	Wyeth	A	2.25	1.80

Date	Ticker	Name	R	SM	W (%)	Ticker	Name	R	SM	W (%)
2009-06-01	K	Kellogg	D	-2.87	0.30	HAR	Harman Ind Inc	A	2.35	0.30
2009-06-01	ROG	Roche	D	-2.88	0.10	ATI	Allegheny Technologies	A	2.42	0.10
2009-06-01	MRK	Merck & Co	D	-2.92	0.20					
2009-06-01	COP	Conocophillips	D	-2.92	0.10					
2009-06-01	PG	Procter & Gamble	D	-2.88	2.20	PBG	Pepsi Bottling	A	2.34	2.20
2009-06-01	VAR	Varian Medical Systems	D	-2.90	0.00					
2009-06-01	9437	Ntt Docomo	D	-2.87	0.00	TER	Teradyne	A	2.42	0.00
2009-06-01	WMT	Wal-mart Stores	D	-2.87	0.20	AN	Autonation	A	2.67	0.20
2009-06-01	DEO	Diageo Adr	D	-2.89	0.10	DPS	Dr Pepper Snapple	A	2.31	0.10
2009-06-01	VRTX	Vertex Pharmaceuticals	C	-1.86	0.00	AGN	Allergan	A	2.25	0.00
2009-06-01	CEPH	Cephalon	D	-2.88	0.10	ESRX	Express Scripts Holding	A	2.24	0.10
2009-06-01	GILD	Gilead Sciences	D	-2.86	2.10	MIL	Millipore International	A	2.24	2.10
2009-06-01	NESN	Nestle	D	-2.86	0.60	IGT	Game Technology PLC	A	2.41	0.60
2009-06-01	ACN	Accenture Cl A	D	-2.88	0.80	OI	Owens Illinois Rg	A	2.50	0.80
2009-06-01	PEP	Pepsico	D	-2.88	0.60	KBH	Kb Home	A	2.31	0.60
2009-06-01	SYK	Stryker	D	-2.90	0.10					
2009-06-01	DV	Devry Education	D	-2.88	0.00	JWN	Nordstrom	A	2.48	0.00
2009-06-01	BMJ	Bristol-myers Squibb	D	-2.85	0.60	DGX	Quest Diagnostics	A	2.20	0.60
2009-06-01	AXS	Axis Capital	D	-2.89	0.10	AMP	Ameriprise Financial	A	2.42	0.10
2009-06-01	ALXN	Alexion Pharmaceuticals	D	-2.85	0.00	LH	Laboratory Corp Of America	A	2.19	0.00
2009-06-01	ATLN	Actelion N	D	-2.86	0.10	WFM	Whole Foods Market	A	2.41	0.10
2009-06-01	STRA	Strayer Education	D	-2.87	0.30	EXPE	Expedia	A	2.48	0.30
2009-06-01	AVAV	Aerovironment	D	-2.88	0.10	JBL	Jabil Circuit	A	2.44	0.10
2009-06-01	CBST	Cubist Pharmaceuticals	D	-2.90	0.00	THC	Tenet Healthcare	B	1.71	0.00
2009-06-01	XOM	Exxon Mobil	D	-2.86	1.40	DNR	Denbury Resources	A	2.54	1.40
2009-06-01	COV	Covidien	D	-2.89	0.80	CCE	Coca-Cola Enterprises	A	2.37	0.80
2009-06-01	ACGL	Arch Capital	D	-2.86	0.00	UNM	Unum	A	2.36	0.00
2009-06-01	HPQ	Hp	D	-2.87	1.40	JAVA	Sun Microsystems	A	2.54	1.40
2009-06-01	ADM	Admiral	C	-1.87	0.10	PXD	Pioneer Natural Resources	A	2.41	0.10
2009-06-01	PRON	Pronova Biopharma ASA	C	-1.87	0.10	EMN	Eastman Chemical	A	2.40	0.10
2009-06-01	PPHN	Petroplus Holdings	D	-2.97	0.20					
2009-06-01	MDLZ	Mondelez International	D	-2.87	0.20	MAT	Mattel	A	2.26	0.20
2009-07-01	THI	Restaurant Brands International	D	-2.86	0.60	F	Ford Motor	A	2.78	0.60
2009-07-01	AMT	American Tower	C	-1.84	0.00	GNW	Genworth Financial	A	3.00	0.00
2009-07-01	ABT	Abbott Laboratories	D	-2.86	1.80	THC	Tenet Healthcare	A	2.53	1.80
2009-07-01	GME	Gamestop Corp New	D	-2.93	0.10					
2009-07-01		Bayer	D	-2.89	0.00	IP	International Paper	A	2.62	0.00
2009-07-01	BCR	C R Bard	D	-2.86	0.50	CI	Cigna	A	2.46	0.50
2009-07-01	WRB	Wr Berkley	D	-2.85	0.10	LNC	Lincoln National	A	2.58	0.10
2009-07-01	0MDJ	Cadbury	D	-2.86	0.10	AKS	Ak Steel	A	2.61	0.10
2009-07-01	341	Cafe De Coral	C	-1.85	0.00	GT	Goodyear Tire & Rubber	A	2.54	0.00
2009-07-01	MRW	Wm Morrison Supermarkets	D	-2.85	0.00	JAVA	Sun Microsystems	A	2.54	0.00
2009-07-01	PSON	Pearson	C	-1.86	0.00	PFG	Principal Financial	A	2.54	0.00
2009-07-01	CB	Chubb Corp	D	-2.87	0.60	PRU	Prudential Financial	A	2.55	0.60
2009-07-01	SN	Smith & Nephew	D	-2.86	0.00	STT	State Street	A	2.53	0.00
2009-07-01	CELG	Celgene	D	-2.90	0.50	CVH	Coventry Health Care	A	2.40	0.50
2009-07-01	9432	Nippon Telegraph & Telephone Corp Ntt	D	-2.86	0.10	MU	Micron Technology	A	2.51	0.10
2009-07-01	FDO	Family Dollar Stores	C	-1.86	0.10	AN	Autonation	A	2.70	0.10

Date	Ticker	Name	R	SM	W (%)	Ticker	Name	R	SM	W (%)
2009-07-01	K	Kinross Gold	C	-1.86	0.90	JNS	Janus Capital	A	2.51	0.90
2009-07-01	CSL	Csl	D	-2.86	0.10	OI	Owens Illinois Rg	A	2.50	0.10
2009-07-01	7974	Nintendo	D	-2.93	0.10					
2009-07-01	JNJ	Johnson & Johnson	D	-2.87	1.70	MYL	Mylan N.V.	A	2.37	1.70
2009-07-01	ROG	Roche	D	-2.87	0.00	TSN	Tyson Foods	A	2.49	0.00
2009-07-01	9437	Ntt Docomo	D	-2.87	0.00	SNDK	Sandisk Corp	A	2.47	0.00
2009-07-01	WMT	Wal-mart Stores	D	-2.84	0.20	WYN	Wyndham Worldwide	A	2.70	0.20
2009-07-01	BIIB	Biogen	C	-1.85	0.10	ISRG	Intuitive Surgical	A	2.32	0.10
2009-07-01	AEM	Agnico Eagle Mines	C	-1.86	0.10	DNR	Denbury Resources	A	2.43	0.10
2009-07-01	MYGN	Myriad Genetics	C	-1.91	0.20	HSP	Hospira	A	2.30	0.20
2009-07-01	SYK	Stryker	D	-2.90	0.10					
2009-07-01	BIR	Birchcliff Energy	C	-1.85	0.10	MAS	Masco	A	2.43	0.10
2009-07-01	BMY	Bristol-myers Squibb	D	-2.84	0.50	ANTM	Anthem	A	2.29	0.50
2009-07-01	OSIP	OSI Pharmaceuticals	D	-2.89	0.00	AGN	Allergan	A	2.27	0.00
2009-07-01	CBST	Cubist Pharmaceuticals	D	-2.89	0.00	MIL	Millipore	A	2.26	0.00
2009-07-01	VOD	Vodafone	D	-2.85	0.00	JDSU	JDS Uniphase Corporation	A	2.42	0.00
2009-07-01	ALGT	Allegiant Travel	C	-1.88	0.00	EXPE	Expedia	A	2.43	0.00
2009-07-01	ADM	Admiral	C	-1.87	0.10	DRI	Darden Restaurants	A	2.42	0.10
2009-07-01	SUSS	Susser Holdings Corp.	D	-2.87	0.00	JWN	Nordstrom	A	2.43	0.00
2009-07-01	BEAT	Biotelemetry	D	-2.94	0.00					
2009-07-01	PRON	Pronova Biopharma ASA	D	-2.88	0.00	MET	Metlife	A	2.41	0.00
2009-07-01	PPHN	Petroplus Holdings	D	-2.98	0.20					
2009-08-03	THI	Restaurant Brands International	D	-2.85	0.60	GNW	Genworth Financial	A	3.00	0.60
2009-08-03	ABT	Abbott Laboratories	D	-2.87	1.60	THC	Tenet Healthcare	A	2.78	1.60
2009-08-03	GME	Gamestop Corp New	D	-2.93	0.00					
2009-08-03		Bayer	D	-2.87	0.00	GT	Goodyear Tire & Rubber	A	2.85	0.00
2009-08-03	BCR	C R Bard	D	-2.86	0.40	CI	Cigna	A	2.53	0.40
2009-08-03	WRB	Wr Berkley	D	-2.84	0.10	FITB	Fifth Third Bancorp	A	3.00	0.10
2009-08-03	MITI	Micromet	C	-1.86	0.00	CVH	Coventry Health Care	A	2.47	0.00
2009-08-03	FLIR	Flir Systems	D	-2.85	0.30	MAS	Masco	A	2.63	0.30
2009-08-03	FDO	Family Dollar Stores	C	-1.85	0.10	AN	Autonation	A	2.82	0.10
2009-08-03	K	Kinross Gold	C	-1.86	0.90	BAC	Bank Of America International	A	2.81	0.90
2009-08-03	CSL	Csl	D	-2.87	0.00	IP	Paper	A	2.78	0.00
2009-08-03	HD	The Home Depot	C	-1.83	0.10	WYN	Wyndham Worldwide	A	2.81	0.10
2009-08-03	7974	Nintendo	D	-2.93	0.10					
2009-08-03	JNJ	Johnson & Johnson	D	-2.86	1.60	ISRG	Intuitive Surgical	A	2.46	1.60
2009-08-03	RTN	Raytheon	D	-2.88	0.00	OI	Owens Illinois Rg	A	2.59	0.00
2009-08-03	9437	Ntt Docomo	D	-2.87	0.00	LNC	Lincoln National	A	2.75	0.00
2009-08-03	WMT	Wal-mart Stores	D	-2.84	0.10	JWN	Nordstrom	A	2.59	0.10
2009-08-03	BIIB	Biogen	D	-2.85	0.10	MYL	Mylan N.V.	A	2.39	0.10
2009-08-03	AEM	Agnico Eagle Mines	C	-1.86	0.10	PFG	Principal Financial	A	2.72	0.10
2009-08-03	MYGN	Myriad Genetics	D	-2.90	0.20					
2009-08-03	SYK	Stryker	D	-2.90	0.00					
2009-08-03	BIR	Birchcliff Energy	C	-1.85	0.10	PRU	Prudential Financial	A	2.68	0.10
2009-08-03	GPRO	Gen-Probe	D	-2.87	0.00	AGN	Allergan	A	2.31	0.00
2009-08-03	OSIP	OSI Pharmaceuticals	D	-2.87	0.00	HSP	Hospira	A	2.31	0.00
2009-08-03	PNRA	Panera Bread	C	-1.86	0.10	EXPE	Expedia	A	2.59	0.10
2009-08-03	BDBD	Boulder Brands	C	-1.87	0.00	F	Ford Motor	A	3.00	0.00
2009-08-03	ALGT	Allegiant Travel	C	-1.88	0.00	WYNN	Wynn Resorts	A	2.58	0.00
2009-08-03	ADM	Admiral	C	-1.85	0.20	AKS	Ak Steel	A	2.67	0.20
2009-08-03	SUSS	Susser Holdings Corp.	D	-2.85	0.00	WFM	Whole Foods Market	A	2.50	0.00

Date	Ticker	Name	R	SM	W (%)	Ticker	Name	R	SM	W (%)
2009-08-03	PPHN	Petroplus Holdings	D	-2.98	0.10					
2009-09-01	ECA	Encana	C	-1.85	0.80	FITB	Fifth Third Bancorp	A	3.00	0.80
2009-09-01	FSLR	First Solar	C	-1.91	0.00	DNR	Denbury Resources	A	2.43	0.00
2009-09-01	MANT	Mantech International	D	-2.85	0.00	MAS	Masco	A	2.62	0.00
2009-09-01	FLIR	Flir Systems	D	-2.85	0.30	JBL	Jabil Circuit	A	2.58	0.30
2009-09-01	FDO	Family Dollar Stores	C	-1.85	0.10	WYN	Wyndham Worldwide	A	2.82	0.10
2009-09-01	7974	Nintendo	D	-2.93	0.00					
2009-09-01	KR	Kroger	D	-2.84	0.00	AN	Autonation	A	2.71	0.00
2009-09-01	THOR	Thoratec	C	-1.84	0.00	THC	Tenet Healthcare	A	2.81	0.00
2009-09-01	NCM	Newcrest Mining	C	-1.86	0.60	GNW	Genworth Financial	A	3.00	0.60
2009-09-01	RTN	Raytheon	D	-2.88	0.00	OI	Owens Illinois Rg	A	2.55	0.00
2009-09-01	LMT	Lockheed Martin	D	-2.85	0.10	RRD	R.r.donnelley&sons	A	2.51	0.10
2009-09-01	S	Sprint Nextel	C	-1.89	0.00	CTL	Centurylink	A	2.21	0.00
2009-09-01	MYGN	Myriad Genetics	D	-2.89	0.20	CI	Cigna	A	2.54	0.20
2009-09-01	BIR	Birchcliff Energy	C	-1.84	0.10	HIG	The Hartford Financial Services	A	2.97	0.10
2009-09-01	PNRA	Panera Bread	C	-1.86	0.10	EXPE	Expedia	A	2.61	0.10
2009-09-01	XOM	Exxon Mobil	D	-2.85	0.90	PXD	Pioneer Natural Resources	A	2.39	0.90
2009-09-01	BDBD	Boulder Brands	C	-1.87	0.00	F	Ford Motor	A	2.96	0.00
2009-09-01	RYAAY	Ryanair Adr	C	-1.86	0.20	JWN	Nordstrom	A	2.59	0.20
2009-09-01	285	Byd Electronic	C	-1.89	0.10	IP	International Paper	A	2.89	0.10
2009-09-01	ALGT	Allegiant Travel	C	-1.89	0.00	WFM	Whole Foods Market	A	2.57	0.00
2009-09-01	SUSS	Susser Holdings Corp.	D	-2.86	0.00	WYNN	Wynn Resorts	A	2.57	0.00
2009-09-01	PPHN	Petroplus Holdings	D	-2.97	0.10					
2009-10-01		Kunlun Energy	C	-1.87	0.00	FITB	Fifth Third Bancorp	A	3.00	0.00
2009-10-01	MON	Monsanto	C	-1.86	0.00	F	Ford Motor	A	2.92	0.00
2009-10-01	FDO	Family Dollar Stores	C	-1.87	0.10	WYN	Wyndham Worldwide	A	2.89	0.10
2009-10-01		Redecard	C	-1.86	0.10	HIG	The Hartford Financial Services	A	3.00	0.10
2009-10-01	S	Sprint Nextel	C	-1.89	0.10	QWST	Qwest Communications	A	2.28	0.10
2009-10-01	URS	URS Corporation	C	-1.86	0.00	JBL	Jabil Circuit	A	2.68	0.00
2009-10-01	MYGN	Myriad Genetics	D	-2.90	0.10					
2009-10-01	AVAV	Aerovironment	D	-2.86	0.00	RRD	R.r.donnelley&sons	A	2.62	0.00
2009-10-01	XOM	Exxon Mobil	D	-2.85	0.70	PXD	Pioneer Natural Resources	A	2.48	0.70
2009-10-01	VNDA	Vanda Pharmaceuticals	C	-1.89	0.00	THC	Tenet Healthcare	A	3.00	0.00
2009-10-01	RYAAY	Ryanair Adr	C	-1.85	0.10	WYNN	Wynn Resorts	A	2.71	0.10
2009-10-01	285	Byd Electronic	C	-1.87	0.10	GNW	Genworth Financial	A	3.00	0.10
2009-11-02	THI	Restaurant Brands International	C	-1.84	0.60	F	Ford Motor	A	3.00	0.60
2009-11-02	AMGN	Amgen	C	-1.86	0.20	THC	Tenet Healthcare	A	2.98	0.20
2009-11-02	CTCT	Constant Contact	C	-1.88	0.00	SNDK	Sandisk Corp	A	2.65	0.00
2009-11-02	BDX	Becton Dickinson	C	-1.84	0.20	CI	Cigna	A	2.53	0.20
2009-11-02	RDEA	Ardea Biosciences	C	-1.89	0.00	ISRG	Intuitive Surgical	A	2.48	0.00
2009-11-02	FDO	Family Dollar Stores	C	-1.86	0.10	WYN	Wyndham Worldwide	A	2.97	0.10
2009-11-02		Redecard	C	-1.87	0.10	HIG	The Hartford Financial Services	A	3.00	0.10
2009-11-02	IMGN	Immunogen	C	-1.89	0.00	MYL	Mylan N.V.	A	2.47	0.00
2009-11-02	QCOM	Qualcomm	C	-1.86	1.30	MU	Micron Technology	A	2.65	1.30
2009-11-02	GILD	Gilead Sciences	D	-2.85	2.00	CVH	Coventry Health Care	A	2.43	2.00
2009-11-02	MYGN	Myriad Genetics	D	-2.91	0.00					
2009-11-02	STEC	STEC	C	-1.91	0.00	JAVA	Sun Microsystems	A	2.49	0.00
2009-11-02	MCO	Moody's	C	-1.88	0.00	FITB	Fifth Third Bancorp	A	3.00	0.00
2009-11-02	OPTR	Optimer Pharmaceuticals	C	-1.87	0.00	HSP	Hospira	A	2.35	0.00

Date	Ticker	Name	R	SM	W (%)	Ticker	Name	R	SM	W (%)
2009-11-02	PRON	Pronova Biopharma ASA	D	-2.86	0.00	GNW	Genworth Financial	A	3.00	0.00
2009-12-01	THI	Restaurant Brands International	C	-1.84	0.60	FITB	Fifth Third Bancorp	A	3.00	0.60
2009-12-01	RAH	Ralcorp Holdings	D	-2.85	0.10	F	Ford Motor	A	3.00	0.10
2009-12-01	AMGN	Amgen	C	-1.85	0.10	THC	Tenet Healthcare	A	2.88	0.10
2009-12-01	CTCT	Constant Contact	C	-1.87	0.00	MU	Micron Technology	A	2.77	0.00
2009-12-01	SW	Sodexo	C	-1.85	0.10	IP	International Paper	A	3.00	0.10
2009-12-01	AROPQ	Aeropostale	C	-1.88	0.10	WYN	Wyndham Worldwide	A	3.00	0.10
2009-12-01	MLM	Martin Marietta Materials	C	-1.86	0.00	JBL	Jabil Circuit	A	2.70	0.00
2009-12-01	9432	Nippon Telegraph & Telephone Corp Ntt	D	-2.86	0.10	HIG	The Hartford Financial Services	A	3.00	0.10
2009-12-01	4507	Shionogi	C	-1.86	0.00	GNW	Genworth Financial	A	3.00	0.00
2009-12-01	K	Kinross Gold	C	-1.85	0.80	SCN	Prologis	A	2.98	0.80
2009-12-01	JEC	Jacobs Engineering	C	-1.88	0.10	MAS	Masco	A	2.63	0.10
2009-12-01	RHI	Robert Half International	C	-1.86	0.10	RRD	R.r.donnelleys&sons	A	2.62	0.10
2009-12-01	9437	Ntt Docomo	D	-2.85	0.00	BAC	Bank Of America	A	2.84	0.00
2009-12-01	S	Sprint Nextel	C	-1.89	0.00	QWST	Qwest Communications	A	2.29	0.00
2009-12-01	IMGN	Immunogen	C	-1.87	0.00	CI	Cigna	A	2.63	0.00
2009-12-01	MTN	Mtn	C	-1.85	0.00	COF	Capital One Financial	A	2.76	0.00
2009-12-01	QCOM	Qualcomm	C	-1.84	1.30	AMD	Advanced Micro Devices	A	2.67	1.30
2009-12-01	RYAAY	Ryanair Adr	C	-1.86	0.00	JWN	Nordstrom	A	2.73	0.00
2009-12-01	CKXE	CKX	C	-1.89	0.00	WYNN	Wynn Resorts	A	2.72	0.00
2009-12-01	OPTR	Optimer Pharmaceuticals	C	-1.88	0.00	MYL	Mylan N.V.	A	2.53	0.00
2009-12-01	PRON	Pronova Biopharma ASA	D	-2.88	0.00	LNC	Lincoln National	A	2.76	0.00
2010-01-01	AMGN	Amgen	C	-1.85	0.10	THC	Tenet Healthcare	A	3.00	0.10
2010-01-01	CTCT	Constant Contact	C	-1.88	0.00	MU	Micron Technology	A	3.00	0.00
2010-01-01	SW	Sodexo	C	-1.84	0.10	FITB	Fifth Third Bancorp	A	3.00	0.10
2010-01-01	AROPQ	Aeropostale	C	-1.87	0.10	WYN	Wyndham Worldwide	A	3.00	0.10
2010-01-01	DELL	Dell	C	-1.86	0.00	SNDK	Sandisk Corp	A	2.91	0.00
2010-01-01	9432	Nippon Telegraph & Telephone Corp Ntt	D	-2.86	0.10	IP	International Paper	A	3.00	0.10
2010-01-01	4507	Shionogi	C	-1.86	0.00	SCN	Prologis	A	3.00	0.00
2010-01-01	K	Kinross Gold	D	-2.87	0.70	F	Ford Motor	A	3.00	0.70
2010-01-01	JEC	Jacobs Engineering	D	-2.87	0.20	JBL	Jabil Circuit	A	2.92	0.20
2010-01-01	ALTH	Allos Therapeutics	D	-2.87	0.00	CI	Cigna	A	2.67	0.00
2010-01-01	THOR	Thoratec	C	-1.86	0.00	ISRG	Intuitive Surgical	A	2.59	0.00
2010-01-01	MFE	McAfee	C	-1.85	0.70	AMD	Advanced Micro Devices	A	2.90	0.70
2010-01-01	RHI	Robert Half International	C	-1.84	0.10	RRD	R.r.donnelleys&sons	A	2.67	0.10
2010-01-01	9437	Ntt Docomo	D	-2.86	0.00	HIG	The Hartford Financial Services	A	3.00	0.00
2010-01-01	NTES	Netease Adr	C	-1.87	0.30	JDSU	JDS Uniphase Corporation	A	2.62	0.30
2010-01-01	S	Sprint Nextel	C	-1.89	0.00	QWST	Qwest Communications	A	2.32	0.00
2010-01-01	MTN	Mtn	C	-1.85	0.00	GNW	Genworth Financial	A	3.00	0.00
2010-01-01	BG.	Bg	C	-1.84	0.10	LNC	Lincoln National	A	2.83	0.10
2010-01-01	ATLN	Actelion N	C	-1.86	0.20	BAC	Bank Of America	A	2.80	0.20
2010-01-01	RYAAY	Ryanair Adr	C	-1.85	0.00	JWN	Nordstrom	A	2.80	0.00
2010-01-01	CKXE	CKX	C	-1.89	0.00	AN	Autonation	A	2.76	0.00
2010-01-01	SUSS	Susser Holdings Corp.	D	-2.89	0.00	CBS	Cbs	A	2.76	0.00
2010-01-01	OPTR	Optimer Pharmaceuticals	C	-1.87	0.00	MYL	Mylan N.V.	A	2.53	0.00

Date	Ticker	Name	R	SM	W (%)	Ticker	Name	R	SM	W (%)
2010-01-01	FNV	Franco-nevada	C	-1.85	0.40	FCX	Freeport-mcmoran	A	2.80	0.40
2010-02-01	CTCT	Constant Contact	C	-1.87	0.00	MU	Micron Technology	A	2.90	0.00
2010-02-01	AROPQ	Aeropostale	C	-1.87	0.10	WYN	Wyndham Worldwide	A	3.00	0.10
2010-02-01	4507	Shionogi	C	-1.87	0.00	IP	International Paper	A	2.97	0.00
2010-02-01	K	Kinross Gold	D	-2.88	0.60	SCN	Prologis	A	2.95	0.60
2010-02-01	JEC	Jacobs Engineering	D	-2.87	0.10	JBL	Jabil Circuit	A	2.81	0.10
2010-02-01	MOT	Motorola Solutions	C	-1.89	0.00	SNDK	Sandisk Corp	A	2.82	0.00
2010-02-01	CB	Chubb	C	-1.85	0.10	FITB	Fifth Third Bancorp	A	3.00	0.10
2010-02-01	MFE	McAfee	C	-1.86	0.60	AMD	Advanced Micro Devices	A	2.74	0.60
2010-02-01		Redecard	C	-1.85	0.10	LNC	Lincoln National	A	2.83	0.10
2010-02-01	JCG	J. Crew Group	C	-1.86	0.40	JWN	Nordstrom	A	2.75	0.40
2010-02-01	WMS	WMS Industries	C	-1.87	0.10	CBS	Cbs	A	2.72	0.10
2010-02-01	NTES	Netease Adr	C	-1.88	0.20	JDSU	JDS Uniphase Corporation	A	2.62	0.20
2010-02-01	UP-LMQ	Ultra Petroleum	C	-1.86	0.00	PXD	Pioneer Natural Resources	A	2.63	0.00
2010-02-01	JPM	Jpmorgan Chase	C	-1.86	1.40	HIG	The Hartford Financial Services	A	3.00	1.40
2010-02-01	AXS	Axis Capital	C	-1.85	0.00	GNW	Genworth Financial	A	3.00	0.00
2010-02-01	RRC	Range Resources	C	-1.87	0.30	NBR	Nabors Industries	A	2.46	0.30
2010-02-01	ATLN	Actelion N	C	-1.85	0.20	BAC	Bank Of America	A	2.82	0.20
2010-02-01	PM	Philip Morris International	C	-1.85	0.00	WHR	Whirlpool	A	2.65	0.00
2010-02-01	CKXE	CKX	C	-1.92	0.00	WYNN	Wynn Resorts	A	2.71	0.00
2010-02-01	NUVA	Nuvasive	D	-2.89	0.10	THC	Tenet Healthcare	A	3.00	0.10
2010-02-01	SUSS	Susser Holdings Corp.	D	-2.88	0.00	EXPE	Expedia	A	2.61	0.00
2010-02-01	OPTR	Optimer Pharmaceuticals	C	-1.86	0.00	CI	Cigna	A	2.64	0.00
2010-02-01	ZUMZ	Zumiez	C	-1.87	0.00	HOT	Strw Htl Res Wrlwd	A	2.60	0.00
2010-02-01	ARST	ArcSight	C	-1.86	0.00	TER	Teradyne	A	2.54	0.00
2010-02-01	FIRE	Sourcefire	C	-1.87	0.00	EK	Eastman Kodak	A	2.47	0.00
2010-03-01	BB	Blackberry	C	-1.87	0.00	HIG	The Hartford Financial Services	A	3.00	0.00
2010-03-01	AU	Anglogold Ashanti Adr	C	-1.87	0.20	IP	International Paper	A	2.99	0.20
2010-03-01	336	Huabao International	C	-1.85	0.20	GNW	Genworth Financial	A	3.00	0.20
2010-03-01	AROPQ	Aeropostale	C	-1.87	0.10	WYN	Wyndham Worldwide	A	3.00	0.10
2010-03-01	4507	Shionogi	C	-1.87	0.00	SCN	Prologis	A	2.94	0.00
2010-03-01	K	Kinross Gold	D	-2.87	0.70	BAC	Bank Of America	A	2.89	0.70
2010-03-01	FSYS	Fuel Systems Solutions	C	-1.91	0.00	HAR	Harman Ind Inc	A	2.77	0.00
2010-03-01	JEC	Jacobs Engineering	D	-2.87	0.10	JBL	Jabil Circuit	A	2.82	0.10
2010-03-01	NCM	Newcrest Mining	C	-1.86	0.70	JDSU	JDS Uniphase Corporation	A	2.85	0.70
2010-03-01	PCAR	Paccar	C	-1.85	0.10	MAS	Masco	A	2.63	0.10
2010-03-01	CB	Chubb	C	-1.85	0.10	FITB	Fifth Third Bancorp	A	3.00	0.10
2010-03-01	MFE	McAfee	C	-1.85	0.60	SNDK	Sandisk Corp	A	3.00	0.60
2010-03-01		Redecard	C	-1.84	0.10	LNC	Lincoln National	A	2.85	0.10
2010-03-01	CHRW	C.h.robinson Worldwide	C	-1.85	0.60	RRD	R.r.donnelley&sons	A	2.60	0.60
2010-03-01	JCG	J. Crew Group	C	-1.85	0.50	JWN	Nordstrom	A	2.80	0.50
2010-03-01	WMS	WMS Industries	C	-1.87	0.10	WFM	Whole Foods Market	A	2.74	0.10
2010-03-01	NTES	Netease Adr	C	-1.86	0.20	MU	Micron Technology	A	2.96	0.20
2010-03-01	G	Goldcorp	C	-1.86	1.00	PRU	Prudential Financial	A	2.79	1.00
2010-03-01	3393	Wasion	C	-1.89	0.10	HBAN	Huntington Bancshares	A	2.78	0.10
2010-03-01	UP-LMQ	Ultra Petroleum	C	-1.86	0.00	PXD	Pioneer Natural Resources	A	2.65	0.00
2010-03-01	GOLD	Randgold Resources Adr	C	-1.86	0.60	CLF	Cliffs Natural Resources	A	2.82	0.60
2010-03-01	ZGEN	Zymogenetics	C	-1.87	0.00	THC	Tenet Healthcare	A	2.98	0.00

Date	Ticker	Name	R	SM	W (%)	Ticker	Name	R	SM	W (%)
2010-03-01	ATLN	Actelion N	C	-1.88	0.10	AMD	Advanced Micro Devices	A	2.76	0.10
2010-03-01	500112	State Bank Of India	C	-1.87	0.10	DOW	Dow Chemical	A	2.76	0.10
2010-03-01	MELI	Mercadolibre	C	-1.87	0.00	CBS	Cbs	A	2.72	0.00
2010-03-01	XOM	Exxon Mobil	D	-2.86	0.20	FTI	Fmc Technologies	A	2.47	0.20
2010-03-01	PM	Philip Morris International	C	-1.84	0.00	WHR	Whirlpool	A	2.74	0.00
2010-03-01	CKXE	CKX	C	-1.91	0.00	WYNN	Wynn Resorts	A	2.72	0.00
2010-03-01	SUSS	Susser Holdings Corp.	D	-2.89	0.00	HOT	Strw Htl Res Wrlwd	A	2.68	0.00
2010-03-01	FNV	Franco-nevada	C	-1.85	0.40	COF	Capital One Financial	A	2.75	0.40
2010-04-01	ECA	Encana	C	-1.85	0.30	HIG	The Hartford Financial Services	A	3.00	0.30
2010-04-01	ELD	Eldorado Gold	C	-1.86	0.50	GNW	Genworth Financial	A	3.00	0.50
2010-04-01	AU	Anglogold Ashanti Adr Taiwan	C	-1.86	0.20	IP	International Paper	A	3.00	0.20
2010-04-01	TSM	Semiconductor Manufacturing Adr	C	-1.85	0.20	MU	Micron Technology	A	3.00	0.20
2010-04-01	FLIR	Flir Systems	C	-1.86	0.20	JBL	Jabil Circuit	A	2.86	0.20
2010-04-01	ABVT	AboveNet	C	-1.87	0.10	SNDK	Sandisk Corp	A	3.00	0.10
2010-04-01	4507	Shionogi	C	-1.87	0.00	SCN	Prologis	A	2.98	0.00
2010-04-01	K	Kinross Gold	D	-2.88	0.60	BAC	Bank Of America	A	2.96	0.60
2010-04-01	NCM	Newcrest Mining	C	-1.86	0.70	PRU	Prudential Financial	A	2.90	0.70
2010-04-01	MFE	McAfee	C	-1.85	0.20	AMD	Advanced Micro Devices	A	2.87	0.20
2010-04-01	CHRW	C.h.robinson Worldwide	C	-1.85	0.50	MAS	Masco	A	2.72	0.50
2010-04-01	SWN	Southwestern Energy	C	-1.87	0.20	PXD	Pioneer Natural Resources	A	2.81	0.20
2010-04-01	UN	Unilever	C	-1.84	0.00	HAR	Harman Ind Inc	A	2.84	0.00
2010-04-01	NTES	Netease Adr	C	-1.87	0.10	TER	Teradyne	A	2.63	0.10
2010-04-01	G	Goldcorp	C	-1.86	1.00	MEE	Massey Energy Corp	A	2.89	1.00
2010-04-01	3393	Wasion	C	-1.89	0.10	HBAN	Huntington Bancshares	A	2.88	0.10
2010-04-01	BLK	Blackrock	C	-1.86	0.00	LNC	Lincoln National	A	3.00	0.00
2010-04-01	MTC	Mothercare	C	-1.86	0.00	WYNN	Wynn Resorts	A	2.84	0.00
2010-04-01	QCOM	Qualcomm	D	-2.86	0.70	EK	Eastman Kodak	A	2.46	0.70
2010-04-01	GOLD	Randgold Resources Adr	C	-1.85	0.60	CLF	Cliffs Natural Resources	A	3.00	0.60
2010-04-01	ZGEN	Zymogenetics	C	-1.87	0.00	THC	Tenet Healthcare	A	3.00	0.00
2010-04-01	RRC	Range Resources	C	-1.85	0.20	FTI	Fmc Technologies	A	2.54	0.20
2010-04-01	ATLN	Actelion N	D	-2.88	0.10	PFG	Principal Financial	A	2.83	0.10
2010-04-01	500112	State Bank Of India	C	-1.86	0.10	COF	Capital One Financial	A	2.83	0.10
2010-04-01	MELI	Mercadolibre	C	-1.85	0.00	WYN	Wyndham Worldwide	A	3.00	0.00
2010-04-01	SUSS	Susser Holdings Corp.	D	-2.89	0.00	JWN	Nordstrom	A	2.89	0.00
2010-04-01	MNKD	Mannkind	C	-1.91	0.00	CI	Cigna	A	2.70	0.00
2010-04-01	8069	E Ink	C	-1.86	0.00	HOT	Strw Htl Res Wrlwd	A	2.83	0.00
2010-04-01	JASO	Ja Solar Adr	C	-1.86	0.00	CAM	Cameron International Corp.	A	2.44	0.00
2010-04-01	658	China High Speed Transmission Equipment	C	-1.86	0.10	DOW	Dow Chemical	A	2.80	0.10
2010-04-01	FNV	Franco-nevada	C	-1.85	0.00	CBS	Cbs	A	2.76	0.00
2010-05-03	ABT	Abbott Laboratories	C	-1.85	1.20	THC	Tenet Healthcare	A	3.00	1.20
2010-05-03	ECA	Encana	C	-1.85	0.30	FITB	Fifth Third Bancorp	A	3.00	0.30
2010-05-03	AU	Anglogold Ashanti Adr Taiwan	C	-1.85	0.20	IP	International Paper	A	3.00	0.20
2010-05-03	TSM	Semiconductor Manufacturing Adr	C	-1.85	0.20	SNDK	Sandisk Corp	A	3.00	0.20

Date	Ticker	Name	R	SM	W (%)	Ticker	Name	R	SM	W (%)
2010-05-03	FLIR	Flir Systems	C	-1.84	0.20	JBL	Jabil Circuit	A	2.82	0.20
2010-05-03	ABVT	AboveNet	C	-1.87	0.00	MU	Micron Technology	A	2.98	0.00
2010-05-03	4507	Shionogi	D	-2.88	0.00	HBAN	Huntington Bancshares	A	3.00	0.00
2010-05-03	FRX	Forest Laboratories	C	-1.86	0.10	MYL	Mylan N.V.	A	2.64	0.10
2010-05-03	K	Kinross Gold	D	-2.87	0.50	LNC	Lincoln National	A	3.00	0.50
2010-05-03	HGSI	Human Genome Sciences	C	-1.86	0.10	CVH	Coventry Health Care	A	2.48	0.10
2010-05-03	NCM	Newcrest Mining	C	-1.86	0.70	HIG	The Hartford Financial Services	A	3.00	0.70
2010-05-03	SWN	Southwestern Energy	C	-1.87	0.10	PXD	Pioneer Natural Resources	A	2.91	0.10
2010-05-03	UN	Unilever	C	-1.85	0.00	WHR	Whirlpool	A	2.96	0.00
2010-05-03	NTES	Netease Adr	C	-1.88	0.00	AMD	Advanced Micro Devices	A	2.86	0.00
2010-05-03	FM	First Quantum Minerals	C	-1.88	0.00	GNW	Genworth Financial	A	3.00	0.00
2010-05-03	3368	Parkson Retail	C	-1.86	0.00	WYN	Wyndham Worldwide	A	3.00	0.00
2010-05-03	3393	Wasion	C	-1.90	0.00	SCN	Prologis	A	3.00	0.00
2010-05-03	AZN	Astrazeneca	C	-1.84	0.40	WYNN	Wynn Resorts	A	2.99	0.40
2010-05-03	CPTS	Conceptus	C	-1.86	0.00	HSP	Hospira	A	2.42	0.00
2010-05-03	VRTX	Vertex Pharmaceuticals	C	-1.85	0.20	MIL	Millipore	A	2.40	0.20
2010-05-03	MTC	Mothercare	C	-1.86	0.00	HOT	Strw Htl Res Wrlwd	A	2.98	0.00
2010-05-03		Vivo Participacoes	C	-1.86	0.10	BAC	Bank Of America	A	2.96	0.10
2010-05-03	QCOM	Qualcomm	D	-2.87	0.50	TER	Teradyne	A	2.73	0.50
2010-05-03	GILD	Gilead Sciences	C	-1.87	1.50	ESRX	Express Scripts Holding	A	2.38	1.50
2010-05-03	GOLD	Randgold Resources Adr	C	-1.84	0.60	DOW	Dow Chemical	A	2.83	0.60
2010-05-03	ZGEN	Zymogenetics	C	-1.86	0.00	AGN	Allergan	A	2.36	0.00
2010-05-03	BG.	Bg	C	-1.85	0.10	PRU	Prudential Financial	A	2.95	0.10
2010-05-03	RRC	Range Resources	C	-1.84	0.20	FTI	Fmc Technologies	A	2.56	0.20
2010-05-03	ATLN	Actelion N	D	-2.89	0.00	JWN	Nordstrom	A	2.93	0.00
2010-05-03	500112	State Bank Of India	C	-1.84	0.10	COF	Capital One Financial	A	2.93	0.10
2010-05-03	285	Byd Electronic	C	-1.89	0.10	CBS	Cbs	A	2.90	0.10
2010-05-03	MHS	Medco Health Solutions	C	-1.85	1.00	VAR	Varian Medical Systems	A	2.35	1.00
2010-05-03	PXP	Plains Exploration & Production	C	-1.86	0.10	SII	Smith International	A	2.42	0.10
2010-05-03	MNKD	Mannkind	C	-1.90	0.00	PDCO	Patterson Companies	A	2.33	0.00
2010-05-03	8069	E Ink	C	-1.86	0.00	PFG	Principal Financial	A	2.86	0.00
2010-05-03	658	China High Speed Transmission Equipment	C	-1.84	0.10	HST	Host Hotels & Resorts	A	2.83	0.10
2010-05-03	3818	China Dongxiang	C	-1.85	0.00	CLF	Cliffs Natural Resources	A	2.82	0.00
2010-05-03	GOOGL	Alphabet	C	-1.86	5.40	EK	Eastman Kodak	A	2.48	5.40
2010-06-01	AMT	American Tower	C	-1.85	0.10	FITB	Fifth Third Bancorp	A	3.00	0.10
2010-06-01	ABT	Abbott Laboratories	C	-1.86	1.20	THC	Tenet Healthcare	A	2.87	1.20
2010-06-01	ECA	Encana	C	-1.85	0.20	WYN	Wyndham Worldwide	A	3.00	0.20
2010-06-01	TSM	Taiwan Semiconductor Manufacturing Adr	C	-1.86	0.10	SNDK	Sandisk Corp	A	3.00	0.10
2010-06-01	CELG	Celgene	C	-1.87	0.40	MYL	Mylan N.V.	A	2.55	0.40
2010-06-01		Beijing Enterprises Holdings	C	-1.87	0.00	HBAN	Huntington Bancshares	A	2.97	0.00
2010-06-01	ABVT	AboveNet	C	-1.89	0.00	MU	Micron Technology	A	2.85	0.00
2010-06-01	4507	Shionogi	D	-2.88	0.00	IP	International Paper	A	2.91	0.00
2010-06-01	FRX	Forest Laboratories	C	-1.87	0.00	MIL	Millipore	A	2.40	0.00
2010-06-01	K	Kinross Gold	D	-2.88	0.50	WYNN	Wynn Resorts	A	2.88	0.50
2010-06-01	HMC	Honda Motor Adr	C	-1.86	0.10	TSN	Tyson Foods	A	2.64	0.10

Date	Ticker	Name	R	SM	W (%)	Ticker	Name	R	SM	W (%)
2010-06-01	HGSI	Human Genome Sciences	C	-1.88	0.10	HSP	Hospira	A	2.39	0.10
2010-06-01	MS	Morgan Stanley	C	-1.88	0.00	HIG	The Hartford Financial Services	A	3.00	0.00
2010-06-01	NCM	Newcrest Mining	C	-1.86	0.80	LNC	Lincoln National	A	2.85	0.80
2010-06-01	SWN	Southwestern Energy	D	-2.88	0.00	PXD	Pioneer Natural Resources	A	2.85	0.00
2010-06-01	UTHR	United Therapeutics	C	-1.86	0.10	ESRX	Express Scripts Holding	A	2.38	0.10
2010-06-01	3393	Wasion	D	-2.90	0.00	JWN	Nordstrom	A	2.84	0.00
2010-06-01	CPTS	Conceptus	C	-1.88	0.00	AGN	Allergan	A	2.33	0.00
2010-06-01	VRTX	Vertex Pharmaceuticals	C	-1.87	0.10	VAR	Varian Medical Systems	A	2.30	0.10
2010-06-01	MTC	Mothercare	C	-1.87	0.00	PRU	Prudential Financial	A	2.84	0.00
2010-06-01		Vivo Participacoes	C	-1.85	0.10	BAC	Bank Of America	A	2.82	0.10
2010-06-01	QCOM	Qualcomm	D	-2.88	0.50	AMD	Advanced Micro Devices	A	2.75	0.50
2010-06-01	GILD	Gilead Sciences	D	-2.88	1.50	PDCO	Patterson Companies	A	2.30	1.50
2010-06-01	CMPR	Cimpress	C	-1.88	0.10	JBL	Jabil Circuit	A	2.68	0.10
2010-06-01	ZGEN	Zymogenetics	C	-1.90	0.00	ZBH	Zimmer Biomet	A	2.28	0.00
2010-06-01	BRK.A	Berkshire Hathaway	C	-1.86	3.90	GNW	Genworth Financial	A	3.00	3.90
2010-06-01	MCB	Mcbride	C	-1.87	0.00	COF	Capital One Financial	A	2.81	0.00
2010-06-01	RRC	Range Resources	C	-1.86	0.10	FTI	Fmc Technologies	A	2.40	0.10
2010-06-01	ATLN	Actelion N	D	-2.89	0.00	WFM	Whole Foods Market	A	2.80	0.00
2010-06-01	PEGA	Pegasystems	C	-1.88	0.10	TER	Teradyne	A	2.59	0.10
2010-06-01	MDVN	Medivation	D	-2.95	0.10					
2010-06-01	2454	Mediatek Incorporation	C	-1.85	0.10	HOT	Strw Htl Res Wrlwd	A	2.79	0.10
2010-06-01	285	Byd Electronic	C	-1.90	0.10	SCN	Prologis	A	2.79	0.10
2010-06-01	MHS	Medco Health Solutions	C	-1.86	1.00	HUM	Humana	A	2.28	1.00
2010-06-01	OPTR	Optimer Pharmaceuticals	D	-2.88	0.00	TMO	Thermo Fisher Scientific	A	2.26	0.00
2010-06-01	8069	E Ink	C	-1.88	0.00	CBS	Cbs	A	2.76	0.00
2010-06-01	ARST	ArcSight	C	-1.88	0.00	TDC	Teradata	A	2.46	0.00
2010-06-01	3818	China Dongxiang	C	-1.86	0.00	PFG	Principal Financial	A	2.75	0.00
2010-06-01	GOOGL	Alphabet	C	-1.87	5.50	EK	Eastman Kodak	A	2.41	5.50
2010-07-01	ABT	Abbott Laboratories	C	-1.86	1.20	THC	Tenet Healthcare	A	2.80	1.20
2010-07-01	ECA	Encana	C	-1.85	0.20	AFL	Aflac	A	2.63	0.20
2010-07-01	ADI	Analog Devices	C	-1.85	0.10	SNDK	Sandisk Corp	A	3.00	0.10
2010-07-01	RAH	Ralcorp Holdings	C	-1.87	0.10	TSN	Tyson Foods	A	2.62	0.10
2010-07-01	BDX	Becton Dickinson	C	-1.86	0.00	HSP	Hospira	A	2.45	0.00
2010-07-01	BEN	Franklin Resources	C	-1.88	0.00	FITB	Fifth Third Bancorp	A	3.00	0.00
2010-07-01	BA.	Bae Systems	C	-1.87	0.00	DOW	Dow Chemical	A	2.61	0.00
2010-07-01	MGLN	Magellan Health Taiwan	C	-1.87	0.10	MIL	Millipore	A	2.40	0.10
2010-07-01	TSM	Semiconductor Manufacturing Adr	D	-2.86	0.10	TER	Teradyne	A	2.54	0.10
2010-07-01	YTL	Ytl	C	-1.84	0.10	STI	Suntrust Banks	A	2.57	0.10
2010-07-01	CELG	Celgene	C	-1.87	0.40	ESRX	Express Scripts Holding	A	2.35	0.40
2010-07-01	CL	Colgate-palmolive	C	-1.85	1.50	NWL	Newell Brands	A	2.53	1.50
2010-07-01		Beijing Enterprises Holdings	C	-1.86	0.00	MET	Metlife	A	2.51	0.00
2010-07-01	388	Hong Kong Exchanges And Clearing	D	-2.87	0.10	EMN	Eastman Chemical	A	2.49	0.10
2010-07-01	168	Tsingtao Brewery	C	-1.85	0.10	CMA	Comerica	A	2.49	0.10
2010-07-01	ISRG	Intuitive Surgical	C	-1.85	0.20	VAR	Varian Medical Systems	A	2.31	0.20
2010-07-01	4507	Shionogi	D	-2.87	0.00	ATI	Allegheny Technologies	A	2.49	0.00
2010-07-01	FRX	Forest Laboratories	C	-1.86	0.00	PDCO	Patterson Companies	A	2.29	0.00
2010-07-01	K	Kinross Gold	D	-2.88	0.50	AMP	Ameriprise Financial	A	2.48	0.50

Date	Ticker	Name	R	SM	W (%)	Ticker	Name	R	SM	W (%)
2010-07-01	GWW	Ww Grainger	C	-1.86	0.10	MAS	Masco	A	2.49	0.10
2010-07-01	HMC	Honda Motor Adr	C	-1.87	0.10	HAR	Harman Ind Inc	A	2.53	0.10
2010-07-01	MDRX	Healthcare Solutions	C	-1.88	0.00	WDC	Western Digital	A	2.52	0.00
2010-07-01	HGSI	Human Genome Sciences	C	-1.89	0.10	ZBH	Zimmer Biomet	A	2.28	0.10
2010-07-01	MS	Morgan Stanley	C	-1.89	0.00	HIG	The Hartford Financial Services	A	3.00	0.00
2010-07-01	LLTC	Linear Technology	C	-1.85	0.10	BRCM	Broadcom Corp	A	2.35	0.10
2010-07-01	ALTH	Allos Therapeutics	C	-1.89	0.00	HUM	Humana	A	2.27	0.00
2010-07-01	ITUB	Itau Unibanco Adr	C	-1.87	0.00	GNW	Genworth Financial	A	3.00	0.00
2010-07-01	PG	Procter & Gamble	C	-1.85	1.50	JCI	Johnson Controls	A	2.52	1.50
2010-07-01	PLXS	Plexus	C	-1.89	0.10	RRD	R.r.donnelleys&sons	A	2.49	0.10
2010-07-01		Redecard	C	-1.88	0.10	DRI	Darden Restaurants	A	2.48	0.10
2010-07-01	DGIT	Digital Generation	C	-1.88	0.00	CCE	Coca-Cola Enterprises	A	2.56	0.00
2010-07-01	UTHR	United Therapeutics	C	-1.87	0.10	TMO	Thermo Fisher Scientific	A	2.25	0.10
2010-07-01	WHR	Whirlpool	C	-1.87	0.10	HOG	Harley-davidson	A	2.45	0.10
2010-07-01	JNPR	Juniper Networks	C	-1.88	0.10	EK	Eastman Kodak	A	2.34	0.10
2010-07-01	3393	Wasion Teva	D	-2.90	0.00					
2010-07-01	TEVA	Pharmaceutical Industries Adr	C	-1.86	0.40	MDT	Medtronic	A	2.25	0.40
2010-07-01	INTC	Intel	C	-1.87	0.20	CSC	Computer Sciences	A	2.30	0.20
2010-07-01	CPTS	Conceptus	C	-1.88	0.00	DVA	Davita	A	2.24	0.00
2010-07-01	BIIB	Biogen	C	-1.87	0.20	LH	Laboratory Corp Of America	A	2.23	0.20
2010-07-01	VRTX	Vertex Pharmaceuticals	C	-1.88	0.10	XRAY	Dentsply Intl	A	2.22	0.10
2010-07-01	ATML	Atmel Corp	C	-1.87	0.00	KLAC	Kla-tencor	A	2.30	0.00
2010-07-01	EBAY	Ebay	C	-1.88	0.20	WYN	Wyndham Worldwide	A	3.00	0.20
2010-07-01	GS	Goldman Sachs	D	-2.89	0.00	HBAN	Huntington Bancshares	A	2.89	0.00
2010-07-01	MTC	Mothercare	C	-1.87	0.00	MDP	Meredith	A	2.48	0.00
2010-07-01	QCOM	Qualcomm	D	-2.89	0.30	XLNX	Xilinx	A	2.29	0.30
2010-07-01	BBBB	Blackboard	C	-1.87	0.00	TXN	Texas Instruments	A	2.28	0.00
2010-07-01	UNH	Unitedhealth	C	-1.87	0.00	AET	Aetna	A	2.18	0.00
2010-07-01	GILD	Gilead Sciences	D	-2.88	1.50	GENZ	Genzyme General International	A	2.17	1.50
2010-07-01	ABAX	Abaxis	C	-1.88	0.00	IP	Paper	A	2.93	0.00
2010-07-01	SBUX	Starbucks	C	-1.85	0.60	WYNN	Wynn Resorts	A	2.82	0.60
2010-07-01	NPN	Naspers	C	-1.87	0.00	TMK	Torchmark	A	2.48	0.00
2010-07-01	ATVI	Activision Blizzard	D	-2.87	0.10	SWK	Stanley Black & Decker	A	2.37	0.10
2010-07-01	BMRN	Biomarin Pharmaceutical	C	-1.88	0.00	LNC	Lincoln National	A	2.79	0.00
2010-07-01	CMPR	Cimpress	C	-1.87	0.10	MWV	MeadWestvaco	A	2.47	0.10
2010-07-01	ZGEN	Zymogenetics	D	-2.91	0.00					
2010-07-01	BRK.A	Berkshire Hathaway	C	-1.84	4.50	PRU	Prudential Financial	A	2.80	4.50
2010-07-01	STJ	St Jude Medical Inc	C	-1.86	0.00	SCN	Prologis	A	2.75	0.00
2010-07-01	COST	Costco Wholesale	C	-1.85	0.20	JWN	Nordstrom	A	2.70	0.20
2010-07-01	CTXS	Citrix Systems	C	-1.86	0.50	HPQ	Hewlett-Packard	A	2.28	0.50
2010-07-01	RRC	Range Resources	C	-1.87	0.00	PXD	Pioneer Natural Resources	A	2.81	0.00
2010-07-01	322	Tingyi (cayman Islands)	C	-1.84	0.10	DFS	Discover Financial Services	A	2.47	0.10
2010-07-01	1211	Byd	C	-1.89	0.30	ROK	Rockwell Automation	A	2.46	0.30
2010-07-01	ATLN	Actelion N	D	-2.90	0.00	CAT	Caterpillar	A	2.45	0.00
2010-07-01	STRA	Strayer Education	C	-1.87	0.30	CBS	Cbs	A	2.69	0.30
2010-07-01	NDN	99 Cents Stores	C	-1.86	0.00	KMX	Carmax	A	2.54	0.00
2010-07-01	AUXL	Auxilium Pharmaceuticals	C	-1.90	0.00	BAC	Bank Of America	A	2.74	0.00
2010-07-01	ANSS	Ansys	C	-1.86	0.10	ADBE	Adobe Systems	A	2.28	0.10
2010-07-01	PEGA	Pegasystems	C	-1.87	0.10	BMC	BMC Software	A	2.27	0.10
2010-07-01	MDVN	Medivation	D	-2.96	0.10					
2010-07-01	EMS	Emergency Medical Services	C	-1.87	0.00	TIE	Titanium Metals	A	2.71	0.00

Date	Ticker	Name	R	SM	W (%)	Ticker	Name	R	SM	W (%)
2010-07-01	NI-HDQ	NII Holdings	C	-1.86	0.00	QWST	Qwest Communications	A	2.40	0.00
2010-07-01	285	Byd Electronic	C	-1.91	0.10	IPG	Interpublic Group Of Companies	A	2.45	0.10
2010-07-01	OTEX	Open Text	C	-1.87	0.00	FTI	Fmc Technologies	A	2.44	0.00
2010-07-01	INFA	Informatica	C	-1.86	0.20	CPWR	Compuware Corp	A	2.26	0.20
2010-07-01	CKXE	CKX	D	-2.87	0.00	FD	Macy's	A	2.54	0.00
2010-07-01	NUVA	Nuvasive	C	-1.88	0.10	HST	Host Hotels & Resorts	A	2.66	0.10
2010-07-01	MHS	Medco Health Solutions	C	-1.86	0.90	PFG	Principal Financial	A	2.66	0.90
2010-07-01	QVCA	Liberty Interactive	C	-1.90	0.10	COF	Capital One Financial Apartment	A	2.79	0.10
2010-07-01	OPTR	Optimer Pharmaceuticals	D	-2.89	0.00	AIV	Investment & Management	A	2.65	0.00
2010-07-01	8069	E Ink	C	-1.90	0.00	PTV	Pactiv Corp	A	2.43	0.00
2010-07-01	DWA	DreamWorks Animation SKG	C	-1.89	0.10	EXPE	Expedia	A	2.52	0.10
2010-07-01	ARST	ArcSight	C	-1.87	0.00	MSFT	Microsoft	A	2.25	0.00
2010-07-01	3818	China Dongxiang	D	-2.86	0.00	VTR	Ventas	A	2.43	0.00
2010-07-01	PPHN	Petroplus Holdings	D	-2.91	0.10					
2010-07-01	CNQ	Canadian Natural Resources	C	-1.85	0.30	RF	Regions Financial	A	2.43	0.30
2010-07-01	MDLZ	Mondelez International	C	-1.85	0.00	LEN	Lennar	A	2.33	0.00
2010-07-01	GOOGL	Alphabet	C	-1.88	5.10	HRS	Harris	A	2.25	5.10
2010-08-02	ABT	Abbott Laboratories	C	-1.85	1.20	HSP	Hospira	A	2.41	1.20
2010-08-02	ADI	Analog Devices	C	-1.84	0.10	SNDK	Sandisk Corp	A	3.00	0.10
2010-08-02	TQNT	TriQuint Semiconductor	C	-1.86	0.00	BRCM	Broadcom Corp	A	2.39	0.00
2010-08-02	NVDA	Nvidia	D	-2.92	0.30					
2010-08-02	RAH	Ralcorp Holdings	D	-2.86	0.00	TSN	Tyson Foods	A	2.67	0.00
2010-08-02	CTCT	Constant Contact	C	-1.88	0.10	AKAM	Akamai Technologies	A	2.38	0.10
2010-08-02	APC	Anadarko Petroleum	D	-2.88	0.30	FTI	Fmc Technologies	A	2.53	0.30
2010-08-02	NG	Novagold Resources	C	-1.88	0.00	AIG	American International	A	2.30	0.00
2010-08-02	AXP	American Express	C	-1.84	0.20	HBAN	Huntington Bancshares	A	3.00	0.20
2010-08-02	BDX	Becton Dickinson	C	-1.85	0.00	ESRX	Express Scripts Holding	A	2.35	0.00
2010-08-02	BEN	Franklin Resources	C	-1.86	0.00	HIG	The Hartford Financial Services	A	3.00	0.00
2010-08-02	MGLN	Magellan Health	C	-1.84	0.10	VAR	Varian Medical Systems	A	2.33	0.10
2010-08-02	TSM	Taiwan Semiconductor Manufacturing Adr	D	-2.84	0.10	HPQ	Hewlett-Packard	A	2.31	0.10
2010-08-02	YTL	Ytl	C	-1.84	0.10	PNC	Pnc Financial Services	A	2.30	0.10
2010-08-02	CB	Chubb Corp	C	-1.84	0.50	SCN	Prologis	A	2.83	0.50
2010-08-02	CBE	Cooper Industries	C	-1.85	0.30	CAT	Caterpillar	A	2.53	0.30
2010-08-02	CELG	Celgene	C	-1.86	0.40	HUM	Humana	A	2.30	0.40
2010-08-02	CERN	Cerner	C	-1.86	0.30	MSFT	Microsoft	A	2.29	0.30
2010-08-02	CL	Colgate-palmolive	C	-1.85	1.50	HAR	Harman Ind Inc	A	2.57	1.50
2010-08-02	CVLT	Commvault Systems	C	-1.87	0.10	BMC	BMC Software	A	2.28	0.10
2010-08-02		Beijing Enterprises Holdings Hong Kong	C	-1.86	0.00	MRO	Marathon Oil	A	2.29	0.00
2010-08-02	388	Exchanges And Clearing	D	-2.86	0.10	GD	General Dynamics	A	2.29	0.10
2010-08-02	DHR	Danaher	C	-1.85	0.70	MWV	MeadWestvaco	A	2.51	0.70
2010-08-02	168	Tsingtao Brewery	C	-1.85	0.10	AIZ	Assurant	A	2.29	0.10
2010-08-02	ISRG	Intuitive Surgical	C	-1.84	0.20	ZBH	Zimmer Biomet	A	2.28	0.20
2010-08-02	UTI	Universal Technical Institute	C	-1.87	0.00	PTV	Pactiv Corp	A	2.47	0.00
2010-08-02	FRX	Forest Laboratories	C	-1.85	0.00	MDT	Medtronic	A	2.26	0.00
2010-08-02	K	Kinross Gold	D	-2.89	0.50	PCS	T-Mobile US Inc.	A	2.27	0.50

Date	Ticker	Name	R	SM	W (%)	Ticker	Name	R	SM	W (%)
2010-08-02	GE	General Electric	C	-1.86	0.00	GR	Goodrich	A	2.46	0.00
2010-08-02	GLW	Corning	C	-1.85	0.00	CPWR	Compuware Corp	A	2.26	0.00
2010-08-02	GNTX	Gentex	C	-1.85	0.00	JCI	Johnson Controls	A	2.56	0.00
2010-08-02	GWV	Ww Grainger	C	-1.84	0.10	DE	Deere	A	2.45	0.10
2010-08-02	URBN	Urban Outfitters	C	-1.87	0.30	WYNN	Wynn Resorts	A	2.97	0.30
2010-08-02	HGSI	Human Genome Sciences	C	-1.87	0.10	SYK	Stryker	A	2.25	0.10
2010-08-02	CHS	Chico's Fas	D	-2.90	0.10	AFL	Aflac	A	2.74	0.10
2010-08-02	MS	Morgan Stanley	D	-2.87	0.10	FLS	Flowserve	A	2.45	0.00
2010-08-02	JEC	Jacobs Engineering	D	-2.87	0.00	GENZ	Genzyme General	A	2.24	0.20
2010-08-02	JNJ	Johnson & Johnson	D	-2.85	0.20	KMX	Carmax	A	2.58	0.10
2010-08-02	LUV	Southwest Airlines	C	-1.85	0.10	MJN	Mead Johnson Nutrition	A	2.34	0.10
2010-08-02	MAT	Mattel	C	-1.85	0.10	NOVL	Novell	A	2.26	0.00
2010-08-02	CIEN	Ciena	C	-1.88	0.00	VRSN	Verisign	A	2.25	0.10
2010-08-02	JDSU	JDS Uniphase Corporation	C	-1.87	0.10	TLAB	Tellabs	A	2.22	0.10
2010-08-02	MXIM	Maxim Integrated Products	D	-2.86	0.10	RAI	Reynolds American	A	2.30	0.10
2010-08-02	F	Ford Motor	C	-1.85	0.10	CAM	Cameron International Corp.	A	2.41	1.00
2010-08-02	OXY	Occidental Petroleum	C	-1.85	1.00	D	Dominion Resources	A	2.26	0.00
2010-08-02		Standard Bank	C	-1.84	0.00	BF.B	Brown-forman	A	2.29	1.50
2010-08-02	PG	Procter & Gamble	C	-1.84	1.50	FDX	Fedex	A	2.41	0.00
2010-08-02	PLL	Pall Corp	C	-1.84	0.00	BA	Boeing	A	2.40	0.10
2010-08-02	PLXS	Plexus	C	-1.88	0.10	TIE	Titanium Metals	A	2.92	0.00
2010-08-02	PPG	Ppg Industries	C	-1.83	0.00	ARG	Airgas Inc	A	2.26	0.00
2010-08-02	WALMEX	Wal-mart De Mexico	C	-1.85	0.00	GPC	Genuine Parts	A	2.29	0.10
2010-08-02	PVH	Pvh	C	-1.87	0.10	PBI	Pitney Bowes	A	2.18	0.20
2010-08-02	QSH	Quality Systems	C	-1.86	0.20	SJM	Jm Smucker	A	2.29	0.10
2010-08-02	RL	Ralph Lauren	C	-1.86	0.10	UNP	Union Pacific	A	2.38	0.00
2010-08-02	RHI	Robert Half International	D	-2.87	0.00	HST	Host Hotels & Resorts	A	2.73	0.10
2010-08-02	SCHW	Charles Schwab	D	-2.87	0.10	IBM	IBM	A	2.18	0.00
2010-08-02	LPSN	Liveperson	C	-1.87	0.00	FAST	Fastenal	A	2.26	0.10
2010-08-02		Redecard	C	-1.87	0.10	TWC	Time Warner Cable Inc.	A	2.44	0.40
2010-08-02	JCG	J. Crew Group	C	-1.88	0.40	DVA	Davita	A	2.23	0.10
2010-08-02	UTHR	United Therapeutics	C	-1.86	0.10	SHLD	Sears	A	2.39	1.50
2010-08-02	TJX	Tjx Companies	C	-1.85	1.50	AVY	Avery Dennison	A	2.25	0.10
2010-08-02	NKO	Niko Resources	C	-1.84	0.10	HRL	Hormel Foods	A	2.29	0.10
2010-08-02	WHR	Whirlpool	C	-1.87	0.10	YUM	Yum Brands	A	2.31	0.10
2010-08-02	WMS	WMS Industries	C	-1.87	0.10	AET	Aetna	A	2.19	0.00
2010-08-02	XRAY	Dentsply Sirona	D	-2.86	0.00	KLAC	Kla-tencor	B	1.18	0.10
2010-08-02	JNPR	Juniper Networks	C	-1.85	0.10	PNW	Pinnacle West Capital	A	2.25	1.10
2010-08-02	G	Goldcorp	C	-1.86	1.10	SII	Smith International	A	2.38	0.00
2010-08-02	TAT	TransAtlantic Petroleum	C	-1.86	0.00	HAL	Halliburton	A	2.38	0.60
2010-08-02	EOG	Eog Resources	C	-1.85	0.60	AGN	Allergan	A	2.19	0.30
2010-08-02	TEVA	Pharmaceutical Industries Adr	C	-1.87	0.30	DOW	Dow Chemical	A	2.75	0.10
2010-08-02	INTC	Intel	C	-1.85	0.10	CCE	Coca-Cola Enterprises	A	2.62	0.10
2010-08-02	VRTX	Vertex Pharmaceuticals	D	-2.87	0.10	BLL	Ball	A	2.35	0.00
2010-08-02	A	Agilent Technologies	C	-1.87	0.00	VNO	Vornado Realty Trust	A	2.50	0.00
2010-08-02	MPWR	Monolithic Power Systems	D	-2.89	0.00	VTR	Ventas	A	2.48	0.00
2010-08-02	ATML	Atmel Corp	C	-1.85	0.00	MCK	Mckesson	A	2.29	0.30
2010-08-02	EBAY	Ebay	D	-2.87	0.30	MO	Altria	A	2.26	1.60
2010-08-02	NKE	Nike	C	-1.84	1.60	FDO	Family Dollar Stores	A	2.27	0.00
2010-08-02	CAB	Cabela's	C	-1.87	0.00	SYY	Sysco	A	2.24	0.00
2010-08-02	DSW	Dsw	C	-1.83	0.00	STI	Suntrust Banks	A	2.66	0.00
2010-08-02	BOKF	Bok Financial	C	-1.85	0.00					

Date	Ticker	Name	R	SM	W (%)	Ticker	Name	R	SM	W (%)
2010-08-02	QCOM	Qualcomm	D	-2.87	0.40	EQR	Equity Residential	A	2.47	0.40
2010-08-02	UNH	Unitedhealth	C	-1.85	0.00	BXP	Boston Properties	A	2.45	0.00
2010-08-02	GILD	Gilead Sciences	D	-2.88	1.40	AVB	Avalonbay Communities	A	2.44	1.40
2010-08-02	LIFE	Life Technologies	C	-1.87	0.20	OKE	Oneok	A	2.44	0.20
2010-08-02	ABAX	Abaxis	D	-2.88	0.00	QWST	Qwest Communications	A	2.43	0.00
2010-08-02	BBBY	Bed Bath & Beyond	C	-1.86	0.20	AN	Autonation	A	2.23	0.20
2010-08-02	NPN	Naspers	C	-1.84	0.00	CNP	Centerpoint Energy	A	2.25	0.00
2010-08-02	BMRN	Biomarin Pharmaceutical	C	-1.85	0.00	DD	E.i. Du Pont De Nemours	A	2.43	0.00
2010-08-02	CAH	Cardinal Health	C	-1.85	0.00	SWY	Safeway Inc	A	2.20	0.00
2010-08-02	CMPR	Cimpress	C	-1.91	0.10	EMR	Emerson Electric	A	2.34	0.10
2010-08-02	VIAB	Viacom	C	-1.84	0.00	HOT	Strw Htl Res Wrlwd	A	2.20	0.00
2010-08-02	DV	Devry Education	C	-1.88	0.10	TEG	Integrays Energy	A	2.40	0.10
2010-08-02	BRK.A	Berkshire Hathaway	C	-1.84	4.30	AMP	Ameriprise Financial	A	2.59	4.30
2010-08-02	ROP	Roper Technologies	C	-1.84	0.00	QLGC	QLogic Corp	A	2.30	0.00
2010-08-02	COST	Costco Wholesale	C	-1.85	0.20	HCP	Hcp	A	2.38	0.20
2010-08-02	HRI	Herc	C	-1.86	0.00	KIM	Kimco Realty	A	2.37	0.00
2010-08-02	WAT	Waters	C	-1.85	0.30	NI	Nisource	A	2.35	0.30
2010-08-02	C	Citigroup	C	-1.87	0.10	DFS	Discover Financial Services	A	2.54	0.10
2010-08-02	1211	Byd	C	-1.89	0.20	SCG	Scana	A	2.25	0.20
2010-08-02	ATLN	Actelion N	D	-2.89	0.00	DUK	Duke Energy	A	2.25	0.00
2010-08-02	STRA	Strayer Education	C	-1.85	0.40	PSA	Public Storage	A	2.35	0.40
2010-08-02	AUXL	Auxilium Pharmaceuticals	D	-2.90	0.00	L	Loews	A	2.35	0.00
2010-08-02	PEGA	Pegasystems	C	-1.86	0.00	WMB	Williams Companies	A	2.34	0.00
2010-08-02	MDVN	Medivation	D	-2.96	0.10					
2010-08-02	NUS	Nu Skin Enterprises	C	-1.86	0.10	CPB	Campbell Soup	A	2.24	0.10
2010-08-02	2454	Mediatek Incorporation	D	-2.87	0.10	NEM	Newmont Mining	A	2.24	0.10
2010-08-02	285	Byd Electronic	C	-1.91	0.10	PEP	Pepsico	A	2.24	0.10
2010-08-02	OTEX	Open Text	C	-1.87	0.00	LO	Lorillard	A	2.24	0.00
2010-08-02	NUVA	Nuvasive	C	-1.88	0.00	PGR	Progressive	A	2.34	0.00
2010-08-02	MHS	Medco Health Solutions	C	-1.88	0.70	EP	El Paso Corporation	A	2.33	0.70
2010-08-02	QVCA	Liberty Interactive	C	-1.89	0.10	CMA	Comerica	A	2.53	0.10
2010-08-02	OPTR	Optimer Pharmaceuticals	D	-2.89	0.00	TE	Teco Energy	A	2.33	0.00
2010-08-02	CPG	Crescent Point Energy	C	-1.85	0.10	CLX	Clorox	A	2.23	0.10
2010-08-02	8069	E Ink	D	-2.89	0.00	RTN	Raytheon	A	2.23	0.00
2010-08-02		Li Ning	C	-1.86	0.00	MKC	Mccormick	A	2.23	0.00
2010-08-02	DWA	DreamWorks Animation SKG	D	-2.88	0.10	DTE	Dte Energy	A	2.33	0.10
2010-08-02	ARST	ArcSight	C	-1.85	0.00	BTU	Peabody Energy Corp	A	2.32	0.00
2010-08-02	SWI	SolarWinds	D	-2.90	0.00	BHI	Baker Hughes	A	2.32	0.00
2010-08-02	MAPP	MAP Pharmaceuticals	C	-1.88	0.00	SE	Spectra Energy	A	2.31	0.00
2010-08-02	SNI	Scripps Networks Interactive	C	-1.85	0.40	KEY	Keycorp	A	2.31	0.40
2010-08-02	3818	China Dongxiang	D	-2.88	0.00	XEL	Xcel Energy	A	2.23	0.00
2010-08-02	PPHN	Petroplus Holdings	D	-2.90	0.10					
2010-08-02	FANH	Fanhua Adr	C	-1.86	0.00	TMK	Torchmark	A	2.53	0.00
2010-08-02	CNQ	Canadian Natural Resources	C	-1.85	0.30	CVX	Chevron	A	2.23	0.30
2010-08-02	GOOGL	Alphabet	C	-1.87	5.40	CMS	Cms Energy	A	2.31	5.40
2010-09-01	ABT	Abbott Laboratories	C	-1.85	1.30	HSP	Hospira	A	2.41	1.30
2010-09-01	ECA	Encana	C	-1.86	0.10	CVX	Chevron	A	2.23	0.10
2010-09-01	MET	Metlife	C	-1.86	0.20	HBAN	Huntington Bancshares	A	2.89	0.20
2010-09-01	TQNT	TriQuint Semiconductor	C	-1.86	0.00	TDC	Teradata	A	2.49	0.00
2010-09-01	AH	Ahold	C	-1.85	0.10	PCG	Pg&e	A	2.22	0.10

Date	Ticker	Name	R	SM	W (%)	Ticker	Name	R	SM	W (%)
2010-09-01	NVDA	Nvidia	D	-2.92	0.30					
2010-09-01	CTCT	Constant Contact	C	-1.88	0.10	BRCM	Broadcom Corp	A	2.33	0.10
2010-09-01	APA	Apache	D	-2.86	0.10	FTI	Fmc Technologies	A	2.53	0.10
2010-09-01	APC	Anadarko Petroleum	D	-2.89	0.20	HAL	Halliburton	A	2.37	0.20
2010-09-01	NG	Novagold Resources	C	-1.86	0.00	FSLR	First Solar	A	2.21	0.00
2010-09-01	RY	Royal Bank Of Canada	D	-2.86	0.10	PCL	Plum Creek Timber Co	A	2.21	0.10
2010-09-01	AXP	American Express	C	-1.86	0.20	AFL	Aflac	A	2.72	0.20
2010-09-01	BDX	Becton Dickinson	C	-1.86	0.00	ESRX	Express Scripts Holding	A	2.33	0.00
2010-09-01	BEN	Franklin Resources	D	-2.86	0.00	HST	Host Hotels & Resorts	A	2.67	0.00
2010-09-01	TSM	Taiwan Semiconductor Manufacturing Adr	D	-2.85	0.10	VRSN	Verisign	A	2.26	0.10
2010-09-01	CBE	Cooper Industries	C	-1.86	0.30	CAT	Caterpillar	A	2.51	0.30
2010-09-01	CELG	Celgene	C	-1.86	0.40	VAR	Varian Medical Systems	A	2.33	0.40
2010-09-01	CERN	Cerner	C	-1.86	0.30	NOVL	Novell	A	2.25	0.30
2010-09-01	CL	Colgate-palmolive	C	-1.86	1.50	TSN	Tyson Foods	A	2.63	1.50
2010-09-01	AROPQ	Aeropostale	C	-1.89	0.10	WYNN	Wynn Resorts	A	2.89	0.10
2010-09-01	CSX	Csx	C	-1.85	0.00	PTV	Pactiv Corp	A	2.50	0.00
2010-09-01	DHR	Danaher	C	-1.86	0.70	GR	Goodrich	A	2.45	0.70
2010-09-01	FLIR	Flir Systems	C	-1.86	0.20	DE	Deere	A	2.45	0.20
2010-09-01	ISRG	Intuitive Surgical	C	-1.87	0.10	DVA	Davita	A	2.25	0.10
2010-09-01	FRX	Forest Laboratories	C	-1.86	0.00	ZBH	Zimmer Biomet	A	2.25	0.00
2010-09-01	K	Kinross Gold	D	-2.88	0.50	AEE	Ameren	A	2.20	0.50
2010-09-01	GE	General Electric	D	-2.87	0.00	FDX	Fedex	A	2.40	0.00
2010-09-01	GNTX	Gentex	C	-1.87	0.00	JCI	Johnson Controls	A	2.53	0.00
2010-09-01	URBN	Urban Outfitters	C	-1.87	0.30	KMX	Carmax	A	2.56	0.30
2010-09-01	IBM	IBM	C	-1.84	0.00	CPWR	Compuware Corp	A	2.24	0.00
2010-09-01	HGSI	Human Genome Sciences	C	-1.85	0.20	GENZ	Genzyme General	A	2.24	0.20
2010-09-01	CHS	Chico's Fas	D	-2.91	0.00					
2010-09-01	MS	Morgan Stanley	D	-2.88	0.20	AMP	Ameriprise Financial	A	2.62	0.20
2010-09-01	JEC	Jacobs Engineering	D	-2.88	0.00	BA	Boeing	A	2.35	0.00
2010-09-01	JNJ	Johnson & Johnson	D	-2.85	0.10	SYK	Stryker	A	2.24	0.10
2010-09-01	PLCM	Polycom	C	-1.86	0.00	TLAB	Tellabs	A	2.22	0.00
2010-09-01	LRCX	Lam Research	C	-1.86	0.00	MFE	McAfee	B	1.26	0.00
2010-09-01	LUV	Southwest Airlines	C	-1.86	0.10	TWC	Time Warner Cable Inc.	A	2.40	0.10
2010-09-01	MAT	Mattel	C	-1.85	0.00	MJN	Mead Johnson Nutrition	A	2.34	0.00
2010-09-01	THOR	Thoratec	C	-1.88	0.00	AGN	Allergan	A	2.18	0.00
2010-09-01		Minnesota Mng.& Mfg	C	-1.85	0.10	BLL	Ball	A	2.34	0.10
2010-09-01	JDSU	JDS Uniphase Corporation	C	-1.88	0.00	TIE	Titanium Metals	A	2.77	0.00
2010-09-01	MXIM	Maxim Integrated Products	D	-2.87	0.10	DOW	Dow Chemical	A	2.68	0.10
2010-09-01	NVLS	Novellus Systems	C	-1.86	0.10	CCE	Coca-Cola Enterprises	A	2.63	0.10
2010-09-01	F	Ford Motor	C	-1.87	0.10	SJM	Jm Smucker	A	2.29	0.10
2010-09-01	OXY	Occidental Petroleum	C	-1.86	0.90	WMB	Williams Companies	A	2.32	0.90
2010-09-01	PG	Procter & Gamble	C	-1.85	1.10	HRL	Hormel Foods	A	2.29	1.10
2010-09-01	PLL	Pall Corp	C	-1.86	0.00	EMR	Emerson Electric	A	2.33	0.00
2010-09-01	PLXS	Plexus	C	-1.90	0.10	FAST	Fastenal	A	2.24	0.10
2010-09-01	PVH	Pvh	C	-1.88	0.00	RAI	Reynolds American	A	2.29	0.00
2010-09-01	QSII	Quality Systems	D	-2.86	0.20	BXP	Boston Properties	A	2.45	0.20
2010-09-01	RL	Ralph Lauren	C	-1.86	0.10	GPC	Genuine Parts	A	2.29	0.10
2010-09-01	ROST	Ross Stores	C	-1.85	0.30	SHLD	Sears	A	2.34	0.30
2010-09-01	SCHW	Charles Schwab	D	-2.89	0.00	STI	Suntrust Banks	A	2.59	0.00
2010-09-01	LPSN	Liveperson	C	-1.86	0.00	DD	E.i. Du Pont De Nemours	A	2.43	0.00
2010-09-01	SLB	Schlumberger	D	-2.87	0.50	EP	El Paso Corporation	A	2.31	0.50

Date	Ticker	Name	R	SM	W (%)	Ticker	Name	R	SM	W (%)
2010-09-01		Redecard	D	-2.88	0.10	VZ	Verizon Communications	A	2.20	0.10
2010-09-01	JCG	J. Crew Group	D	-2.89	0.40	YUM	Yum Brands	A	2.32	0.40
2010-09-01	UTHR	United Therapeutics	C	-1.87	0.10	LLY	Eli Lilly	A	2.18	0.10
2010-09-01	TJX	Tjx Companies	C	-1.86	1.50	FDO	Family Dollar Stores	A	2.28	1.50
2010-09-01	WFC	Wells Fargo	D	-2.88	2.70	DFS	Discover Financial Services	A	2.52	2.70
2010-09-01	WHR	Whirlpool	C	-1.88	0.00	BF.B	Brown-forman	A	2.26	0.00
2010-09-01	WMS	WMS Industries	D	-2.88	0.10	AN	Autonation	A	2.21	0.10
2010-09-01	XRAY	Dentsply Sirona	D	-2.87	0.00	TEG	Integrys Energy	A	2.42	0.00
2010-09-01	TPR	Tapestry	C	-1.86	0.00	MO	Altria	A	2.26	0.00
2010-09-01	JNPR	Juniper Networks	C	-1.86	0.10	HCP	Hcp	A	2.38	0.10
2010-09-01	TAT	TransAtlantic Petroleum	C	-1.88	0.00	SE	Spectra Energy	A	2.31	0.00
2010-09-01	EOG	Eog Resources	C	-1.87	0.50	MRO	Marathon Oil	A	2.27	0.50
2010-09-01	SEA	Seabridge Gold Teva	C	-1.87	0.00	AYE	Allegheny Energy	A	2.20	0.00
2010-09-01	TEVA	Pharmaceutical Industries Adr	C	-1.87	0.30	NI	Nisource	A	2.38	0.30
2010-09-01	INTC	Intel	C	-1.88	0.00	KIM	Kimco Realty	A	2.37	0.00
2010-09-01	VRTX	Vertex Pharmaceuticals	D	-2.87	0.10	PSA	Public Storage	A	2.35	0.10
2010-09-01	S	Sprint Nextel	C	-1.87	0.30	QWST	Qwest Communications	A	2.44	0.30
2010-09-01	A	Agilent Technologies	C	-1.87	0.10	RTN	Raytheon	A	2.22	0.10
2010-09-01	CSCO	Cisco Systems	D	-2.88	0.70	PGR	Progressive	A	2.34	0.70
2010-09-01	NKE	Nike	C	-1.85	1.70	CPB	Campbell Soup	A	2.25	1.70
2010-09-01	DSW	Dsw	C	-1.85	0.00	IPG	Interpublic Group Of Companies	A	2.20	0.00
2010-09-01	BOKF	Bok Financial	C	-1.86	0.00	TMK	Torchmark	A	2.50	0.00
2010-09-01	GILD	Gilead Sciences	D	-2.89	1.40	DTE	Dte Energy	A	2.34	1.40
2010-09-01	LIFE	Life Technologies American	D	-2.87	0.10	CMS	Cms Energy	A	2.34	0.10
2010-09-01	AMSC	Superconductor Corporation	D	-2.89	0.10	ADP	Automatic Data Processing	A	2.20	0.10
2010-09-01	ABAX	Abaxis	D	-2.89	0.00	TE	Teco Energy	A	2.34	0.00
2010-09-01	BBBY	Bed Bath & Beyond	C	-1.87	0.20	WYN	Wyndham Worldwide	A	2.20	0.20
2010-09-01	SBUX	Starbucks	C	-1.85	0.50	EXPE	Expedia	A	2.20	0.50
2010-09-01	BMRN	Biomarin Pharmaceutical	C	-1.86	0.00	L	Loews	A	2.33	0.00
2010-09-01	CAH	Cardinal Health	C	-1.86	0.00	HOT	Strw Htl Res Wrlwd	A	2.19	0.00
2010-09-01	NETL	Netlogic Microsystems	C	-1.88	0.10	BTU	Peabody Energy Corp	A	2.30	0.10
2010-09-01	CMPR	Cimpress	D	-2.91	0.00					
2010-09-01	VIAB	Viacom	C	-1.86	0.00	AIZ	Assurant	A	2.28	0.00
2010-09-01	JPM	Jpmorgan Chase	D	-2.85	0.70	VNO	Vornado Realty Trust	A	2.49	0.70
2010-09-01	MCRL	Micrel	C	-1.87	0.10	PCS	T-Mobile US Inc.	A	2.28	0.10
2010-09-01	BIR	Birchcliff Energy	C	-1.86	0.10	SRE	Sempra Energy	A	2.20	0.10
2010-09-01	NOG	Northern Oil & Gas	C	-1.86	0.00	BHI	Baker Hughes	A	2.25	0.00
2010-09-01	MA	Mastercard	D	-2.87	0.20	CMA	Comerica	A	2.48	0.20
2010-09-01	COST	Costco Wholesale	D	-2.84	0.20	KEY	Keycorp	A	2.27	0.20
2010-09-01		Autonomy Corporation	C	-1.86	0.00	POM	Pepco Holdings	A	2.20	0.00
2010-09-01	HRI	Herc	D	-2.90	0.00	AIG	American International	A	2.27	0.00
2010-09-01	WAT	Waters	C	-1.86	0.20	D	Dominion Resources	A	2.27	0.20
2010-09-01	C	Citigroup	C	-1.88	0.10	EQR	Equity Residential	A	2.48	0.10
2010-09-01	1211	Byd	D	-2.91	0.20					
2010-09-01	THS	Treehouse Foods	C	-1.86	0.30	CLX	Clorox	A	2.24	0.30
2010-09-01	STRA	Strayer Education	C	-1.91	0.20	PNW	Pinnacle West Capital	A	2.27	0.20
2010-09-01	AUXL	Auxilium Pharmaceuticals	D	-2.88	0.00	ARG	Airgas Inc	A	2.26	0.00
2010-09-01	MDVN	Medivation	D	-2.96	0.10					
2010-09-01	NUS	Nu Skin Enterprises	C	-1.87	0.10	PEP	Pepsico	A	2.24	0.10
2010-09-01	IRBT	Irobot	C	-1.87	0.00	MKC	Mccormick	A	2.24	0.00

Date	Ticker	Name	R	SM	W (%)	Ticker	Name	R	SM	W (%)
2010-09-01	285	Byd Electronic	D	-2.92	0.00					
2010-09-01	OTEX	Open Text	C	-1.85	0.00	SIAL	Sigma Aldrich	A	2.20	0.00
2010-09-01	HPQ	Hp	D	-2.88	1.00	NEM	Newmont Mining	A	2.26	1.00
2010-09-01	MDAS	MedAssets	C	-1.87	0.00	CNP	Centerpoint Energy	A	2.26	0.00
2010-09-01	NUVA	Nuvasive	D	-2.89	0.00	SCG	Scana	A	2.25	0.00
2010-09-01	ABC	Amerisourcebergen	C	-1.86	0.00	DUK	Duke Energy	A	2.25	0.00
2010-09-01	MHS	Medco Health Solutions	D	-2.89	0.50	CLF	Cliffs Natural Resources	A	2.24	0.50
2010-09-01	QVCA	Liberty Interactive	C	-1.89	0.00	VTR	Ventas	A	2.47	0.00
2010-09-01	OPTR	Optimer Pharmaceuticals	D	-2.90	0.00					
2010-09-01	CPG	Crescent Point Energy	C	-1.86	0.10	PCP	Precision Castparts	A	2.19	0.10
2010-09-01	8069	E Ink	D	-2.88	0.00	AEP	American Electric Power	A	2.19	0.00
2010-09-01		Li Ning	C	-1.87	0.00	NEE	Nextera Energy	A	2.19	0.00
2010-09-01	TPX	Tempur Sealy International	C	-1.87	0.10	PM	Philip Morris International	A	2.19	0.10
2010-09-01	DWA	DreamWorks Animation SKG	D	-2.89	0.10	XEL	Xcel Energy	A	2.23	0.10
2010-09-01	PHH	Phh	C	-1.88	0.00	ETN	Eaton Corp PLC	A	2.20	0.00
2010-09-01	SWI	SolarWinds	D	-2.90	0.10					
2010-09-01	MAPP	MAP Pharmaceuticals	C	-1.90	0.00	ED	Consolidated Edison	A	2.23	0.00
2010-09-01	SNI	Scripps Networks Interactive	C	-1.85	0.40	AVY	Avery Dennison	A	2.23	0.40
2010-09-01	PPHN	Petroplus Holdings	D	-2.93	0.10					
2010-09-01	FANH	Fanhua Adr	C	-1.87	0.00	AVB	Avalonbay Communities	A	2.45	0.00
2010-09-01	CNQ	Canadian Natural Resources	C	-1.85	0.30	ES	Eversource Energy	A	2.19	0.30
2010-09-01	GOOGL	Alphabet	D	-2.88	5.30	SO	Southern	A	2.23	5.30
2010-10-01	ABT	Abbott Laboratories	C	-1.84	1.20	HSP	Hospira	A	2.44	1.20
2010-10-01	ECA	Encana	D	-2.85	0.10	TIE	Titanium Metals	A	2.82	0.10
2010-10-01	AH	Ahold	C	-1.85	0.10	DOW	Dow Chemical	A	2.74	0.10
2010-10-01	NVDA	Nvidia	D	-2.90	0.30	TDC	Teradata	A	2.57	0.30
2010-10-01	CTCT	Constant Contact	C	-1.86	0.10	BRCM	Broadcom Corp	A	2.37	0.10
2010-10-01	RY	Royal Bank Of Canada	D	-2.86	0.10	CCE	Coca-Cola Enterprises	A	2.68	0.10
2010-10-01	BDX	Becton Dickinson	C	-1.85	0.00	ESRX	Express Scripts Holding	A	2.37	0.00
2010-10-01	CBE	Cooper Industries	C	-1.84	0.30	PTV	Pactiv Corp	A	2.51	0.30
2010-10-01	CERN	Cerner	C	-1.85	0.30	VRSN	Verisign	A	2.28	0.30
2010-10-01	CL	Colgate-palmolive	C	-1.85	1.40	TSN	Tyson Foods	A	2.62	1.40
2010-10-01	AROPQ	Aeropostale	C	-1.88	0.10	WYNN	Wynn Resorts	A	2.94	0.10
2010-10-01	FLIR	Flir Systems	C	-1.86	0.10	GR	Goodrich	A	2.47	0.10
2010-10-01	ISRG	Intuitive Surgical	C	-1.86	0.10	VAR	Varian Medical Systems	A	2.37	0.10
2010-10-01	4507	Shionogi	D	-2.87	0.00	VNO	Vornado Realty Trust	A	2.49	0.00
2010-10-01	FRX	Forest Laboratories	C	-1.84	0.00	DVA	Davita	A	2.27	0.00
2010-10-01	GNTX	Gentex	C	-1.86	0.00	JCI	Johnson Controls	A	2.59	0.00
2010-10-01	URBN	Urban Outfitters	C	-1.87	0.20	KMX	Carmax	A	2.74	0.20
2010-10-01	HGSI	Human Genome Sciences	C	-1.85	0.20	SYK	Stryker	A	2.27	0.20
2010-10-01	CHS	Chico's Fas	D	-2.89	0.00	TWC	Time Warner Cable Inc.	A	2.41	0.00
2010-10-01	JEC	Jacobs Engineering	D	-2.87	0.00	DE	Deere	A	2.46	0.00
2010-10-01	THOR	Thoratec	C	-1.87	0.00	GENZ	Genzyme General	A	2.25	0.00
2010-10-01	NSC	Norfolk Southern	C	-1.84	0.10	FDX	Fedex	A	2.42	0.10
2010-10-01	NVLS	Novellus Systems	C	-1.85	0.10	CPWR	Compuware Corp	A	2.27	0.10
2010-10-01	PLXS	Plexus	C	-1.87	0.10	BA	Boeing	A	2.38	0.10
2010-10-01	ROST	Ross Stores	C	-1.84	0.30	YUM	Yum Brands	A	2.35	0.30
2010-10-01	SCHW	Charles Schwab	D	-2.88	0.00	HBAN	Huntington Bancshares	A	2.93	0.00
2010-10-01		Redcard	D	-2.87	0.10	QWST	Qwest Communications	A	2.48	0.10
2010-10-01	JCG	J. Crew Group	D	-2.89	0.40	FDO	Family Dollar Stores	A	2.28	0.40

Date	Ticker	Name	R	SM	W (%)	Ticker	Name	R	SM	W (%)
2010-10-01	TJX	Tjx Companies	C	-1.85	1.50	IPG	Interpublic Group Of Companies	A	2.23	1.50
2010-10-01	WFC	Wells Fargo	D	-2.87	2.40	AFL	Aflac	A	2.76	2.40
2010-10-01	WHR	Whirlpool	C	-1.88	0.00	MJN	Mead Johnson Nutrition	A	2.36	0.00
2010-10-01	WMS	WMS Industries	D	-2.88	0.00	FD	Macy's	A	2.22	0.00
2010-10-01	XRAY	Dentsply Sirona	D	-2.86	0.00	AET	Aetna	A	2.19	0.00
2010-10-01	TPR	Tapestry	C	-1.84	0.10	RAI	Reynolds American	A	2.30	0.10
2010-10-01	TAT	TransAtlantic Petroleum	C	-1.87	0.00	FTI	Fmc Technologies	A	2.57	0.00
2010-10-01	EOG	Eog Resources	C	-1.86	0.40	HAL	Halliburton	A	2.41	0.40
2010-10-01	TEVA	Pharmaceutical Industries Adr	C	-1.86	0.30	MRK	Merck & Co	A	2.19	0.30
2010-10-01	INTC	Intel	D	-2.87	0.00	MFE	McAfee	A	2.26	0.00
2010-10-01	IHG	Intercontinental Hotels	C	-1.85	0.10	EQR	Equity Residential	A	2.48	0.10
2010-10-01	CSCO	Cisco Systems	D	-2.87	0.60	NOVL	Novell	A	2.26	0.60
2010-10-01		Vivo Participacoes	D	-2.85	0.00	VTR	Ventas	A	2.47	0.00
2010-10-01	BOKF	Bok Financial	C	-1.86	0.00	HST	Host Hotels & Resorts	A	2.72	0.00
2010-10-01	LIFE	Life Technologies	D	-2.86	0.10	AGN	Allergan	A	2.19	0.10
2010-10-01	ABAX	Abaxis	D	-2.87	0.00	STJ	St Jude Medical Inc	A	2.19	0.00
2010-10-01	BBBY	Bed Bath & Beyond	C	-1.85	0.20	EXPE	Expedia	A	2.22	0.20
2010-10-01	SBUX	Starbucks	C	-1.83	0.50	WYN	Wyndham Worldwide	A	2.22	0.50
2010-10-01	AMMD	American Medical System	C	-1.86	0.00	LLY	Eli Lilly	A	2.19	0.00
2010-10-01	CAH	Cardinal Health	C	-1.85	0.00	AN	Autonation	A	2.22	0.00
2010-10-01	MTB	M&t Bank	C	-1.86	0.10	STI	Suntrust Banks	A	2.65	0.10
2010-10-01	NETL	Netlogic Microsystems	C	-1.87	0.10	TLAB	Tellabs	A	2.22	0.10
2010-10-01	CMPR	Cimpress	D	-2.90	0.10					
2010-10-01	MCRL	Micrel	C	-1.86	0.10	ADSK	Autodesk	A	2.21	0.10
2010-10-01	BIR	Birchcliff Energy	C	-1.86	0.10	DD	E.i. Du Pont De Nemours	A	2.46	0.10
2010-10-01		Autonomy Corporation	C	-1.84	0.00	BXP	Boston Properties	A	2.44	0.00
2010-10-01	WAT	Waters	C	-1.84	0.20	CEPH	Cephalon	A	2.19	0.20
2010-10-01	C	Citigroup	C	-1.87	0.10	AMP	Ameriprise Financial	A	2.64	0.10
2010-10-01	S92	Sma Solar Technology	C	-1.87	0.00	AVB	Avalonbay Communities	A	2.44	0.00
2010-10-01	THS	Treehouse Foods	C	-1.85	0.30	HRL	Hormel Foods	A	2.30	0.30
2010-10-01	STRA	Strayer Education	D	-2.89	0.10	CCL	Carnival	A	2.21	0.10
2010-10-01	AUXL	Auxilium Pharmaceuticals	D	-2.89	0.00	CI	Cigna	A	2.19	0.00
2010-10-01	QIA	Qiagen	D	-2.88	0.00	TEG	Integrays Energy	A	2.44	0.00
2010-10-01	IRBT	Irobot	C	-1.86	0.00	GPC	Genuine Parts	A	2.30	0.00
2010-10-01	285	Byd Electronic	D	-2.91	0.00					
2010-10-01	HPQ	Hp	D	-2.88	0.80	KLAC	Kla-tencor	A	2.21	0.80
2010-10-01	MDAS	MedAssets	D	-2.86	0.00	TXN	Texas Instruments	A	2.20	0.00
2010-10-01	NUVA	Nuvasive	D	-2.88	0.00	KG	King Pharmaceuticals	B	1.22	0.00
2010-10-01	ABC	Amerisourcebergen	C	-1.84	0.00	ANF	Abercrombie & Fitch	A	2.21	0.00
2010-10-01	MHS	Medco Health Solutions	D	-2.87	0.50	PFE	Pfizer	B	1.20	0.50
2010-10-01	OPTR	Optimer Pharmaceuticals	D	-2.89	0.00	BAX	Baxter International	B	1.20	0.00
2010-10-01	CPG	Crescent Point Energy	D	-2.85	0.10	KIM	Kimco Realty	A	2.38	0.10
2010-10-01	V	Visa	D	-2.87	2.00	DFS	Discover Financial Services	A	2.57	2.00
2010-10-01		Li Ning	C	-1.87	0.00	NI	Nisource	A	2.37	0.00
2010-10-01	TPX	Tempur Sealy International	C	-1.85	0.10	SJM	Jm Smucker	A	2.29	0.10
2010-10-01	SWI	SolarWinds	D	-2.88	0.10	BMC	BMC Software	A	2.20	0.10
2010-10-01	PPHN	Petroplus Holdings	D	-2.93	0.10					
2010-10-01	FANH	Fanhua Adr	C	-1.86	0.00	TMK	Torchmark	A	2.52	0.00
2010-11-01	ECA	Encana	D	-2.86	0.00	DOW	Dow Chemical	A	2.82	0.00
2010-11-01	MET	Metlife	C	-1.84	0.20	AFL	Aflac	A	2.81	0.20

Date	Ticker	Name	R	SM	W (%)	Ticker	Name	R	SM	W (%)
2010-11-01	AXP	American Express	C	-1.84	0.10	HST	Host Hotels & Resorts	A	2.78	0.10
2010-11-01	BDX	Becton Dickinson	C	-1.84	0.00	HSP	Hospira	A	2.46	0.00
2010-11-01	CL	Colgate-palmolive	D	-2.85	1.30	JCI	Johnson Controls	A	2.67	1.30
2010-11-01	AROPQ	Aeropostale	C	-1.87	0.00	WYNN	Wynn Resorts	A	3.00	0.00
2010-11-01	FLIR	Flir Systems	D	-2.85	0.00	PTV	Pactiv Corp	A	2.51	0.00
2010-11-01	4507	Shionogi	D	-2.88	0.00	TIE	Titanium Metals	A	2.79	0.00
2010-11-01	URBN	Urban Outfitters	D	-2.88	0.10	KMX	Carmax	A	2.82	0.10
2010-11-01	HGSI	Human Genome Sciences	C	-1.87	0.10	VAR	Varian Medical Systems	A	2.38	0.10
2010-11-01	MS	Morgan Stanley	D	-2.85	0.10	AMP	Ameriprise Financial	A	2.69	0.10
2010-11-01	THOR	Thoratec	C	-1.88	0.00	ESRX	Express Scripts Holding	A	2.37	0.00
2010-11-01	DMND	Diamond Foods	C	-1.84	0.10	TSN	Tyson Foods	A	2.59	0.10
2010-11-01	RSG	Republic Services	C	-1.85	0.00	DE	Deere	A	2.51	0.00
2010-11-01		Standard Bank	C	-1.84	0.00	DD	E.i. Du Pont De Nemours	A	2.48	0.00
2010-11-01		Redecard	D	-2.89	0.00	BXP	Boston Properties	A	2.46	0.00
2010-11-01	POWI	Power Integrations	D	-2.87	0.00	TDC	Teradata	A	2.58	0.00
2010-11-01	JCG	J. Crew Group	D	-2.90	0.30	TWC	Time Warner Cable Inc.	A	2.43	0.30
2010-11-01	NKO	Niko Resources	C	-1.85	0.10	AVB	Avalonbay Communities	A	2.44	0.10
2010-11-01	WFC	Wells Fargo	D	-2.87	2.30	DFS	Discover Financial Services	A	2.61	2.30
2010-11-01	TAT	TransAtlantic Petroleum	C	-1.87	0.00	FTI	Fmc Technologies	A	2.59	0.00
2010-11-01	EOG	Eog Resources	C	-1.86	0.40	HAL	Halliburton	A	2.39	0.40
2010-11-01	3393	Wasion	C	-1.85	0.00	TEG	Integrays Energy	A	2.44	0.00
2010-11-01	TEVA	Pharmaceutical Industries Adr	D	-2.87	0.30	HUM	Humana	A	2.36	0.30
2010-11-01	XLNX	Xilinx	C	-1.85	0.10	BRCM	Broadcom Corp	A	2.43	0.10
2010-11-01	CRUS	Cirrus Logic	C	-1.90	0.10	CPWR	Compuware Corp	A	2.32	0.10
2010-11-01	S	Sprint Nextel	C	-1.86	0.20	QWST	Qwest Communications	A	2.51	0.20
2010-11-01	BOKF	Bok Financial	D	-2.86	0.00	STI	Suntrust Banks	A	2.61	0.00
2010-11-01	ATVI	Activision Blizzard	C	-1.83	0.00	RAI	Reynolds American	A	2.34	0.00
2010-11-01	CAH	Cardinal Health	C	-1.84	0.00	YUM	Yum Brands	A	2.37	0.00
2010-11-01	MTB	M&t Bank	C	-1.86	0.10	TMK	Torchmark	A	2.55	0.10
2010-11-01	NETL	Netlogic Microsystems	C	-1.86	0.10	VRSN	Verisign	A	2.31	0.10
2010-11-01	CMPR	Cimpress	D	-2.89	0.00	FDX	Fedex	A	2.42	0.00
2010-11-01	JPM	Jpmorgan Chase	D	-2.85	0.50	VNO	Vornado Realty Trust	A	2.51	0.50
2010-11-01	BIR	Birchcliff Energy	C	-1.87	0.10	KIM	Kimco Realty	A	2.41	0.10
2010-11-01	C	Citigroup	C	-1.87	0.10	EQR	Equity Residential	A	2.49	0.10
2010-11-01	S92	Sma Solar Technology	D	-2.86	0.00	BA	Boeing	A	2.40	0.00
2010-11-01	THS	Treehouse Foods	C	-1.85	0.20	GPC	Genuine Parts	A	2.32	0.20
2010-11-01	285	Byd Electronic	D	-2.91	0.00					
2010-11-01	HPQ	Hp	D	-2.87	0.70	MFE	McAfee	A	2.26	0.70
2010-11-01	RMD	Resmed	C	-1.85	0.10	KG	King Pharmaceuticals	A	2.32	0.10
2010-11-01	MDAS	MedAssets	D	-2.87	0.00	NOVL	Novell	A	2.25	0.00
2010-11-01	MHS	Medco Health Solutions	D	-2.87	0.40	DVA	Davita	A	2.29	0.40
2010-11-01	SLXP	Salix Pharmaceuticals	C	-1.86	0.10	SYK	Stryker	A	2.26	0.10
2010-11-01	PPHN	Petroplus Holdings	D	-2.93	0.10					
2010-11-01	DPS	Dr Pepper Snapple	C	-1.85	0.10	SJM	Jm Smucker	A	2.31	0.10
2010-11-01	FANH	Fanhua Adr	C	-1.85	0.00	VTR	Ventas	A	2.49	0.00
2010-12-01	ECA	Encana	D	-2.86	0.00	KMX	Carmax	A	2.90	0.00
2010-12-01	AXP	American Express	C	-1.83	0.10	HST	Host Hotels & Resorts	A	2.82	0.10
2010-12-01	CL	Colgate-palmolive	D	-2.85	1.30	JCI	Johnson Controls	A	2.73	1.30
2010-12-01	AROPQ	Aeropostale	C	-1.86	0.00	WYNN	Wynn Resorts	A	3.00	0.00
2010-12-01	HGSI	Human Genome Sciences	D	-2.88	0.10	HSP	Hospira	A	2.44	0.10
2010-12-01	MS	Morgan Stanley	D	-2.85	0.10	AFL	Aflac	A	2.77	0.10
2010-12-01		Standard Bank	C	-1.84	0.00	DOW	Dow Chemical	A	2.86	0.00

Date	Ticker	Name	R	SM	W (%)	Ticker	Name	R	SM	W (%)
2010-12-01		Redecard	D	-2.89	0.00	TMK	Torchmark	A	2.58	0.00
2010-12-01	NKO	Niko Resources	C	-1.85	0.10	QWST	Qwest Communications	A	2.54	0.10
2010-12-01	EOG	Eog Resources	C	-1.87	0.20	FTI	Fmc Technologies	A	2.71	0.20
2010-12-01	3393	Wasion	C	-1.85	0.00	EQR	Equity Residential	A	2.51	0.00
2010-12-01	TEVA	Teva Pharmaceutical Industries Adr	D	-2.87	0.30	ESRX	Express Scripts Holding	A	2.41	0.30
2010-12-01	XLNX	Xilinx	C	-1.84	0.10	TDC	Teradata	A	2.61	0.10
2010-12-01	AZN	Astrazeneca	C	-1.85	0.50	DD	E.i. Du Pont De Nemours	A	2.50	0.50
2010-12-01	CRUS	Cirrus Logic	C	-1.87	0.10	BRCM	Broadcom Corp	A	2.49	0.10
2010-12-01	CSCO	Cisco Systems	D	-2.87	0.10	CPWR	Compuware Corp	A	2.34	0.10
2010-12-01	MTB	M&t Bank	C	-1.86	0.10	AMP	Ameriprise Financial	A	2.71	0.10
2010-12-01	JPM	Jpmorgan Chase	D	-2.84	0.40	DFS	Discover Financial Services	A	2.64	0.40
2010-12-01	BIR	Birchcliff Energy	C	-1.85	0.10	HAL	Halliburton	A	2.49	0.10
2010-12-01	PRU	Prudential Financial	C	-1.85	0.10	STI	Suntrust Banks	A	2.60	0.10
2010-12-01	CLNE	Clean Energy Fuels	D	-2.90	0.10					
2010-12-01	285	Byd Electronic	D	-2.92	0.00					
2010-12-01	HPQ	Hp	D	-2.87	0.60	VRSN	Verisign	A	2.31	0.60
2010-12-01	RMD	Resmed	C	-1.84	0.00	VAR	Varian Medical Systems	A	2.41	0.00
2010-12-01	WCRX	Warner Chilcott Class A	D	-2.89	0.00	HUM	Humana	A	2.35	0.00
2010-12-01	PPHN	Petroplus Holdings	D	-2.94	0.00					
2010-12-01	DPS	Dr Pepper Snapple	C	-1.85	0.10	TSN	Tyson Foods	A	2.62	0.10
2011-01-03	ECA	Encana	D	-2.86	0.00	NFLX	Netflix	A	3.00	0.00
2011-01-03	AMGN	Amgen	C	-1.84	0.00	HSP	Hospira	A	2.43	0.00
2011-01-03	341	Cafe De Coral	C	-1.86	0.00	KMX	Carmax	A	2.87	0.00
2011-01-03		Beijing Enterprises Holdings	C	-1.86	0.00	AMP	Ameriprise Financial	A	2.80	0.00
2011-01-03	168	Tsingtao Brewery	C	-1.85	0.00	STI	Suntrust Banks	A	2.75	0.00
2011-01-03	HGSI	Human Genome Sciences	D	-2.88	0.10	ESRX	Express Scripts Holding	A	2.43	0.10
2011-01-03		Redecard	D	-2.89	0.00	DFS	Discover Financial Services	A	2.64	0.00
2011-01-03	FFH	Fairfax Financial	C	-1.84	0.10	TSN	Tyson Foods	A	2.62	0.10
2011-01-03	EOG	Eog Resources	D	-2.86	0.20	FTI	Fmc Technologies	A	2.72	0.20
2011-01-03	3393	Wasion	C	-1.86	0.00	CVC	Cablevision Systems Corp	A	2.60	0.00
2011-01-03	TEVA	Teva Pharmaceutical Industries Adr	D	-2.86	0.30	HUM	Humana	A	2.34	0.30
2011-01-03	AZN	Astrazeneca	C	-1.86	0.40	TMK	Torchmark	A	2.59	0.40
2011-01-03	CRUS	Cirrus Logic	C	-1.87	0.10	TDC	Teradata	A	2.62	0.10
2011-01-03	CSCO	Cisco Systems	D	-2.86	0.10	BRCM	Broadcom Corp	A	2.47	0.10
2011-01-03	AMSC	American Superconductor Corporation	C	-1.87	0.10	FDX	Fedex	A	2.45	0.10
2011-01-03	MTB	M&t Bank	C	-1.84	0.10	HST	Host Hotels & Resorts	A	2.90	0.10
2011-01-03	GOLD	Randgold Resources Adr	C	-1.87	0.50	DOW	Dow Chemical	A	2.92	0.50
2011-01-03	1211	Byd	D	-2.89	0.10	QWST	Qwest Communications	A	2.59	0.10
2011-01-03	HYPE3	Hypermecas	C	-1.87	0.00	EQR	Equity Residential	A	2.52	0.00
2011-01-03	CLNE	Clean Energy Fuels	D	-2.90	0.00	WYNN	Wynn Resorts	A	3.00	0.00
2011-01-03	WCRX	Warner Chilcott Class A	D	-2.87	0.00	SYK	Stryker	A	2.29	0.00
2011-01-03	HDB	Hdfc Bank Adr	C	-1.85	0.10	AFL	Aflac	A	2.83	0.10
2011-01-03	DPS	Dr Pepper Snapple	C	-1.85	0.10	JCI	Johnson Controls	A	2.76	0.10
2011-01-03	1099	Sinopharm	D	-2.85	0.00	DD	E.i. Du Pont De Nemours	A	2.52	0.00
2011-02-01	ABT	Abbott Laboratories	D	-2.86	0.50	ESRX	Express Scripts Holding	A	2.44	0.50
2011-02-01	AMGN	Amgen	C	-1.84	0.00	HUM	Humana	A	2.36	0.00
2011-02-01	ARUN	Aruba Networks	C	-1.86	0.10	TDC	Teradata	A	2.64	0.10
2011-02-01	AU	Anglogold Ashanti Adr	C	-1.85	0.40	DOW	Dow Chemical	A	2.96	0.40

Date	Ticker	Name	R	SM	W (%)	Ticker	Name	R	SM	W (%)
2011-02-01	341	Cafe De Coral	C	-1.87	0.00	AMP	Ameriprise Financial	A	2.85	0.00
2011-02-01	STAN	Standard Chartered	C	-1.86	0.40	STI	Suntrust Banks	A	2.78	0.40
2011-02-01	CELG	Celgene	C	-1.86	0.10	SYK	Stryker	A	2.31	0.10
2011-02-01	SHP	Shoprite Holdings	C	-1.86	0.00	FTI	Fmc Technologies	A	2.77	0.00
2011-02-01	BBAS3	Banco Do Brasil Sa Bb Brasil	C	-1.86	0.10	DFS	Discover Financial Services	A	2.71	0.10
2011-02-01		Beijing Enterprises Holdings	D	-2.87	0.00	TSN	Tyson Foods	A	2.65	0.00
2011-02-01	168	Tsingtao Brewery	C	-1.87	0.00	TMK	Torchmark	A	2.62	0.00
2011-02-01	K	Kinross Gold	C	-1.86	0.50	HAL	Halliburton	A	2.56	0.50
2011-02-01	291	China Resources Beer	C	-1.86	0.10	QWST	Qwest Communications	A	2.55	0.10
2011-02-01	HGSI	Human Genome Sciences	D	-2.85	0.10	DVA	Davita	A	2.29	0.10
2011-02-01	JNJ	Johnson & Johnson	C	-1.84	0.00	THC	Tenet Healthcare	A	2.28	0.00
2011-02-01	LUV	Southwest Airlines	C	-1.86	0.10	NFLX	Netflix	A	3.00	0.10
2011-02-01	APN	Aspen Pharmacare	C	-1.86	0.00	EQR	Equity Residential	A	2.54	0.00
2011-02-01	ITUB	Itau Unibanco Adr	C	-1.86	0.10	HST	Host Hotels & Resorts	A	2.93	0.10
2011-02-01	NCM	Newcrest Mining	C	-1.86	1.10	VNO	Vornado Realty Trust	A	2.51	1.10
2011-02-01		Redecard	D	-2.90	0.00					
2011-02-01	RADL3	Raia Drogasil	C	-1.88	0.00	BXP	Boston Properties	A	2.50	0.00
2011-02-01	AGK	Aggreko	C	-1.86	0.00	VTR	Ventas	A	2.49	0.00
2011-02-01	NKO	Niko Resources	D	-2.85	0.10	AVB	Avalonbay Communities	A	2.48	0.10
2011-02-01	FFH	Fairfax Financial	C	-1.85	0.10	LXK	Lexmark Intl	A	2.45	0.10
2011-02-01	MRU	Metro	C	-1.85	0.00	BHI	Baker Hughes	A	2.44	0.00
2011-02-01	AZN	Astrazeneca	C	-1.85	0.40	KIM	Kimco Realty	A	2.44	0.40
2011-02-01	IGTE	IGATE Corporation	C	-1.89	0.00	BRCM	Broadcom Corp	A	2.49	0.00
2011-02-01		Bank Central Asia	C	-1.87	0.00	EP	El Paso Corporation	A	2.42	0.00
2011-02-01	DISCA	Discovery Communications	C	-1.86	0.80	KMX	Carmax	A	2.89	0.80
2011-02-01	1044	Hengan International American	C	-1.88	0.00	TEG	Integrays Energy	A	2.40	0.00
2011-02-01	AMSC	Superconductor Corporation	C	-1.87	0.10	FDX	Fedex	A	2.45	0.10
2011-02-01	500510	Larsen & Toubro	C	-1.88	0.00	BA	Boeing	A	2.40	0.00
2011-02-01	CTRP	Ctrip.com International Adr	C	-1.87	0.00	CVC	Cablevision Systems Corp	A	2.61	0.00
2011-02-01	511218	Shriram Transport Finance	C	-1.87	0.00	NI	Nisource	A	2.40	0.00
2011-02-01	GOLD	Randgold Resources Adr	C	-1.88	0.50	DD	E.i. Du Pont De Nemours	A	2.53	0.50
2011-02-01	322	Tingyi (cayman Islands)	C	-1.86	0.10	MRO	Marathon Oil	A	2.40	0.10
2011-02-01	1211	Byd	D	-2.90	0.10					
2011-02-01	BVN	Compania De Minas Buenaventura Adr	C	-1.87	0.00	BTU	Peabody Energy Corp	A	2.43	0.00
2011-02-01	CLNE	Clean Energy Fuels	D	-2.91	0.00					
2011-02-01	HDB	Hdfc Bank Adr	C	-1.87	0.10	AFL	Aflac	A	2.85	0.10
2011-02-01	DWA	DreamWorks Animation SKG	D	-2.87	0.10	TWC	Time Warner Cable Inc.	A	2.51	0.10
2011-02-01	151	Want Want China	C	-1.86	0.20	PCS	T-Mobile US Inc.	A	2.39	0.20
2011-02-01	DPS	Dr Pepper Snapple	C	-1.85	0.10	JCI	Johnson Controls	A	2.74	0.10
2011-02-01	FNV	Franco-nevada	C	-1.86	0.40	MEE	Massey Energy Corp	A	2.38	0.40
2011-02-01	1099	Sinopharm	D	-2.86	0.00	SE	Spectra Energy	A	2.38	0.00
2011-02-01	ABI	Anheuser-busch Inbev	C	-1.85	0.20	L	Loews	A	2.38	0.20
2011-03-01	ABT	Abbott Laboratories	D	-2.85	0.50	ESRX	Express Scripts Holding	A	2.42	0.50
2011-03-01	AU	Anglogold Ashanti Adr	C	-1.84	0.40	DOW	Dow Chemical	A	2.95	0.40
2011-03-01	YTL	Ytl	C	-1.86	0.10	FTI	Fmc Technologies	A	2.75	0.10
2011-03-01	STAN	Standard Chartered	C	-1.86	0.30	DFS	Discover Financial Services	A	2.72	0.30

Date	Ticker	Name	R	SM	W (%)	Ticker	Name	R	SM	W (%)
2011-03-01	CELG	Celgene	C	-1.86	0.10	HUM	Humana	A	2.39	0.10
2011-03-01	SHP	Shoprite Holdings	C	-1.85	0.00	TMK	Torchmark	A	2.63	0.00
2011-03-01	CL	Colgate-palmolive	C	-1.84	1.00	JCI	Johnson Controls	A	2.77	1.00
2011-03-01	BBAS3	Banco Do Brasil Sa Bb Brasil	C	-1.86	0.00	TWC	Time Warner Cable Inc.	A	2.53	0.00
2011-03-01		Beijing Enterprises Holdings	D	-2.87	0.00	VNO	Vornado Realty Trust	A	2.52	0.00
2011-03-01	AKAM	Akamai Technologies	C	-1.88	0.10	TDC	Teradata	A	2.67	0.10
2011-03-01	K	Kinross Gold	D	-2.87	0.40	QWST	Qwest Communications	A	2.51	0.40
2011-03-01	291	China Resources Beer	C	-1.86	0.00	BXP	Boston Properties	A	2.50	0.00
2011-03-01	HGSI	Human Genome Sciences	D	-2.85	0.10	SYK	Stryker	A	2.33	0.10
2011-03-01	APN	Aspen Pharmacare	C	-1.86	0.00	AVB	Avalonbay Communities	A	2.49	0.00
2011-03-01	ITUB	Itau Unibanco Adr	C	-1.86	0.00	HST	Host Hotels & Resorts	A	2.86	0.00
2011-03-01	NCM	Newcrest Mining	C	-1.86	1.10	VTR	Ventas	A	2.48	1.10
2011-03-01	BBD	Banco Bradesco	C	-1.86	0.10	AMP	Ameriprise Financial	A	2.85	0.10
2011-03-01		Raia Drogasil	C	-1.87	0.00	EP	El Paso Corporation	A	2.47	0.00
2011-03-01	RADL3	Aggreko	C	-1.85	0.00	BHI	Baker Hughes	A	2.44	0.00
2011-03-01	AGK	Niko Resources	D	-2.87	0.00	KIM	Kimco Realty	A	2.44	0.00
2011-03-01	NKO					BTU	Peabody Energy Corp	A	2.43	0.10
2011-03-01	FFH	Fairfax Financial	C	-1.85	0.10	MRO	Marathon Oil	A	2.43	0.10
2011-03-01	175	Geely Automobile	C	-1.89	0.10	PCS	T-Mobile US Inc.	A	2.43	0.00
2011-03-01	MRU	Metro	C	-1.85	0.00	LXK	Lexmark Intl	A	2.42	0.10
2011-03-01	OSK	Osisko Mining	C	-1.85	0.10	TEG	Integrays Energy	A	2.41	0.30
2011-03-01	AZN	Astrazeneca	C	-1.85	0.30	BRCM	Broadcom Corp	A	2.43	0.00
2011-03-01	IGTE	IGATE Corporation	C	-1.88	0.00	NI	Nisource	A	2.40	0.00
2011-03-01		Bank Central Asia	C	-1.85	0.00	NFLX	Netflix	A	3.00	0.80
2011-03-01	DISCA	Discovery Communications American	C	-1.84	0.80	FDX	Fedex	A	2.43	0.10
2011-03-01	AMSC	Superconductor Corporation	D	-2.89	0.10	L	Loews	A	2.39	0.00
2011-03-01	500257	Lupin	C	-1.87	0.00	SE	Spectra Energy	A	2.38	0.00
2011-03-01	AEM	Agnico Eagle Mines	C	-1.87	0.00	DD	E.i. Du Pont De Nemours	A	2.55	0.40
2011-03-01	GOLD	Randgold Resources Adr	C	-1.87	0.40	PSA	Public Storage	A	2.38	0.00
2011-03-01	322	Tingyi (cayman Islands)	C	-1.87	0.00					
2011-03-01	CLNE	Clean Energy Fuels	D	-2.90	0.00	KMX	Carmax	A	2.93	0.00
2011-03-01	LTM	Latam Airlines Adr	C	-1.86	0.00	DVA	Davita	A	2.31	0.10
2011-03-01	RDY	Dr Reddy's Laboratories Adr	C	-1.86	0.10	AFL	Aflac	A	2.83	0.00
2011-03-01	HDB	Hdfc Bank Adr	C	-1.87	0.00	BA	Boeing	A	2.40	0.00
2011-03-01	TTM	Tata Motors Adr	C	-1.88	0.00	STI	Suntrust Banks	A	2.73	0.00
2011-03-01	BMA	Banco Macro Adr	C	-1.87	0.00	CVC	Cablevision Systems Corp	A	2.63	0.00
2011-03-01	DWA	DreamWorks Animation SKG	D	-2.87	0.00	CM-CSA	Comcast	A	2.38	0.10
2011-03-01	151	Want Want China	C	-1.87	0.10	TSN	Tyson Foods	A	2.70	0.10
2011-03-01	DPS	Dr Pepper Snapple	C	-1.85	0.10	MEE	Massey Energy Corp	A	2.36	0.40
2011-03-01	FNV	Franco-nevada	C	-1.84	0.40	CMS	Cms Energy	A	2.36	0.20
2011-03-01	ABI	Anheuser-busch Inbev	C	-1.85	0.20	TDC	Teradata	A	2.74	0.10
2011-04-01	TQNT	TriQuint Semiconductor	C	-1.86	0.10	TSN	Tyson Foods	A	2.73	0.00
2011-04-01		Bayer	C	-1.84	0.00	LXK	Lexmark Intl	A	2.41	0.10
2011-04-01	VMW	Vmware	C	-1.86	0.10	DOW	Dow Chemical	A	3.00	0.40
2011-04-01	AU	Anglogold Ashanti Adr	C	-1.84	0.40	TMK	Torchmark	A	2.66	0.10
2011-04-01	YTL	Ytl	C	-1.85	0.10	BXP	Boston Properties	A	2.51	0.00
2011-04-01	ROR	Rotork	C	-1.85	0.00	VNO	Vornado Realty Trust	A	2.51	0.30
2011-04-01	STAN	Standard Chartered	D	-2.86	0.30					

Date	Ticker	Name	R	SM	W (%)	Ticker	Name	R	SM	W (%)
2011-04-01	BBAS3	Banco Do Brasil Sa Bb Brasil	C	-1.86	0.00	AVB	Avalonbay Communities	A	2.50	0.00
2011-04-01	MAR	Marriott International Expeditors	C	-1.86	0.10	NFLX	Netflix	A	3.00	0.10
2011-04-01	EXPD	International Of Washington	C	-1.85	0.10	FDX	Fedex	A	2.46	0.10
2011-04-01	K	Kinross Gold	D	-2.88	0.20	PCS	T-Mobile US Inc.	A	2.50	0.20
2011-04-01		Hill-Rom Holdings	C	-1.85	0.20	ESRX	Express Scripts Holding	A	2.43	0.20
2011-04-01	291	China Resources Beer	C	-1.85	0.00	VTR	Ventas	A	2.49	0.00
2011-04-01	LUV	Southwest Airlines	C	-1.85	0.00	KMX	Carmax	A	2.87	0.00
2011-04-01	ITUB	Itau Unibanco Adr	C	-1.85	0.10	HST	Host Hotels & Resorts	A	2.85	0.10
2011-04-01	NCM	Newcrest Mining	C	-1.85	1.10	EP	El Paso Corporation	A	2.47	1.10
2011-04-01	PCAR	Paccar	C	-1.85	0.20	BA	Boeing	A	2.42	0.20
2011-04-01	RADL3	Raia Drogasil	C	-1.87	0.00	BHI	Baker Hughes	A	2.46	0.00
2011-04-01	NKO	Niko Resources	D	-2.85	0.00	MRO	Marathon Oil	A	2.46	0.00
2011-04-01	BIMAS	Bim Birlesik Magazalar	C	-1.84	0.00	KIM	Kimco Realty	A	2.43	0.00
2011-04-01	RHT	Red Hat	C	-1.84	0.10	CPWR	Compuware Corp	A	2.37	0.10
2011-04-01	FFH	Fairfax Financial	D	-2.85	0.10	TEG	Integrays Energy	A	2.42	0.10
2011-04-01	175	Geely Automobile	C	-1.90	0.00	TSO	Tesoro	A	2.41	0.00
2011-04-01	TAT	TransAtlantic Petroleum	C	-1.85	0.00	FTI	Fmc Technologies	A	2.80	0.00
2011-04-01	MRU	Metro	C	-1.84	0.00	NI	Nisource	A	2.41	0.00
2011-04-01	OSK	Osisko Mining	C	-1.86	0.10	MEE	Massey Energy Corp	A	2.41	0.10
2011-04-01	AZN	Astrazeneca	C	-1.86	0.30	L	Loews	A	2.40	0.30
2011-04-01	CYN	City National	C	-1.85	0.00	AMP	Ameriprise Financial	A	2.84	0.00
2011-04-01	NKE	Nike	C	-1.86	1.30	JCI	Johnson Controls	A	2.81	1.30
2011-04-01	IGTE	IGATE Corporation	C	-1.87	0.00	JDSU	JDS Uniphase Corporation	A	2.35	0.00
2011-04-01	DISCA	Discovery Communications American	C	-1.85	0.80	CVC	Cablevision Systems Corp	A	2.61	0.80
2011-04-01	AMSC	Superconductor Corporation	D	-2.89	0.00	FAST	Fastenal	A	2.34	0.00
2011-04-01	NESN	Nestle	D	-2.84	0.10	SE	Spectra Energy	A	2.40	0.10
2011-04-01	NLC	Nalco Holding	C	-1.86	0.00	DD	E.i. Du Pont De Nemours	A	2.57	0.00
2011-04-01	500257	Lupin	C	-1.86	0.00	PSA	Public Storage	A	2.39	0.00
2011-04-01	FFIV	F5 Networks	C	-1.89	0.30	TER	Teradyne	A	2.33	0.30
2011-04-01	GOLD	Randgold Resources Adr	D	-2.87	0.30	BTU	Peabody Energy Corp	A	2.48	0.30
2011-04-01	NVS	Novartis Adr	C	-1.85	0.00	HUM	Humana	A	2.43	0.00
2011-04-01	MHS	Medco Health Solutions	C	-1.86	0.30	DVA	Davita	A	2.34	0.30
2011-04-01	RDY	Dr Reddy's Laboratories Adr	C	-1.85	0.10	SYK	Stryker	A	2.33	0.10
2011-04-01	HDB	Hdfc Bank Adr	C	-1.85	0.10	DFS	Discover Financial Services	A	2.82	0.10
2011-04-01	TTM	Tata Motors Adr	C	-1.87	0.00	JBL	Jabil Circuit	A	2.33	0.00
2011-04-01	LOGM	Logmein	C	-1.84	0.10	VRSN	Verisign	A	2.33	0.10
2011-04-01	BMA	Banco Macro Adr	C	-1.87	0.00	AFL	Aflac	A	2.78	0.00
2011-04-01	DWA	DreamWorks Animation SKG	D	-2.88	0.00	TWC	Time Warner Cable Inc.	A	2.54	0.00
2011-04-01	RVBD	Riverbed Technology	C	-1.87	0.20	ADSK	Autodesk	A	2.29	0.20
2011-04-01	151	Want Want China	C	-1.87	0.10	HRL	Hormel Foods	A	2.38	0.10
2011-04-01	MAPP	MAP Pharmaceuticals	C	-1.86	0.00	THC	Tenet Healthcare	A	2.32	0.00
2011-04-01	MSCI	Msci	C	-1.84	0.00	STI	Suntrust Banks	A	2.73	0.00
2011-04-01	ABI	Anheuser-busch Inbev	C	-1.85	0.10	CM-CSA	Comcast	A	2.37	0.10
2011-05-02	ROR	Rotork	C	-1.85	0.00	DOW	Dow Chemical	A	3.00	0.00
2011-05-02	STAN	Standard Chartered	D	-2.86	0.20	STI	Suntrust Banks	A	2.70	0.20
2011-05-02	CBRL	Cracker Barrel Old Country Store	C	-1.85	0.00	NFLX	Netflix	A	3.00	0.00
2011-05-02	BBAS3	Banco Do Brasil Sa Bb Brasil	C	-1.86	0.00	TMK	Torchmark	A	2.65	0.00

Date	Ticker	Name	R	SM	W (%)	Ticker	Name	R	SM	W (%)
2011-05-02	MAR	Marriott International	C	-1.86	0.00	KMX	Carmax	A	2.92	0.00
2011-05-02	EXPD	International Of Expeditors Washington	C	-1.84	0.10	GR	Goodrich	A	2.55	0.10
2011-05-02	K	Kinross Gold	D	-2.88	0.10	EQR	Equity Residential	A	2.60	0.10
2011-05-02	PCAR	Paccar	C	-1.85	0.20	FDX	Fedex	A	2.46	0.20
2011-05-02	RADL3	Raia Drogasil	C	-1.88	0.00	TWC	Time Warner Cable Inc.	A	2.58	0.00
2011-05-02	ALV	Autoliv	C	-1.84	0.10	JCI	Johnson Controls	A	2.78	0.10
2011-05-02	WFC	Wells Fargo	C	-1.86	2.10	HST	Host Hotels & Resorts	A	2.86	2.10
2011-05-02	FFH	Fairfax Financial	D	-2.85	0.10	DD	E.i. Du Pont De Nemours	A	2.58	0.10
2011-05-02	MRVL	Marvell Technology	D	-2.89	0.20	TDC	Teradata	A	2.81	0.20
2011-05-02	TAT	TransAtlantic Petroleum Teva	D	-2.88	0.00	FTI	Fmc Technologies	A	2.76	0.00
2011-05-02	TEVA	Pharmaceutical Industries Adr	D	-2.86	0.20	HUM	Humana	A	2.47	0.20
2011-05-02	AZN	Astrazeneca	C	-1.85	0.20	VNO	Vornado Realty Trust	A	2.56	0.20
2011-05-02	CRUS	Cirrus Logic	C	-1.89	0.10	LXK	Lexmark Intl	A	2.37	0.10
2011-05-02	CYN	City National	C	-1.85	0.00	AMP	Ameriprise Financial	A	2.83	0.00
2011-05-02	NKE	Nike	C	-1.85	1.30	TSN	Tyson Foods	A	2.75	1.30
2011-05-02	FFIV	F5 Networks	C	-1.88	0.30	CPWR	Compuware Corp	A	2.36	0.30
2011-05-02	MHS	Medco Health Solutions	C	-1.85	0.30	ESRX	Express Scripts Holding	A	2.44	0.30
2011-05-02	WCRX	Warner Chilcott Class A	C	-1.84	0.00	DVA	Davita	A	2.35	0.00
2011-05-02	VOLC	Volcano Corp.	C	-1.85	0.00	SYK	Stryker	A	2.32	0.00
2011-05-02	TTM	Tata Motors Adr	C	-1.87	0.00	BA	Boeing	A	2.45	0.00
2011-05-02	DWA	DreamWorks Animation SKG	D	-2.88	0.00	CVC	Cablevision Systems Corp	A	2.62	0.00
2011-05-02	RVBD	Riverbed Technology	C	-1.87	0.20	NSM	Nat Semiconductor	A	2.33	0.20
2011-05-02	MAPP	MAP Pharmaceuticals	C	-1.85	0.00	CVH	Coventry Health Care	A	2.30	0.00
2011-05-02	MSCI	Msci	C	-1.85	0.00	AFL	Aflac	A	2.81	0.00
2011-05-02	GOOGL	Alphabet	C	-1.86	4.50	VRSN	Verisign	A	2.33	4.50
2011-05-02	TIVO	Tivo	C	-1.88	0.20	LSI	LSI	A	2.30	0.20
2011-05-02	ABI	Anheuser-busch Inbev	C	-1.84	0.10	BXP	Boston Properties	A	2.55	0.10
2011-06-01	ELD	Eldorado Gold	D	-2.88	0.40	DOW	Dow Chemical	A	2.93	0.40
2011-06-01	RY	Royal Bank Of Canada	C	-1.85	0.00	JCI	Johnson Controls	A	2.73	0.00
2011-06-01	ROR	Rotork	C	-1.85	0.00	TSN	Tyson Foods	A	2.72	0.00
2011-06-01	STAN	Standard Chartered	D	-2.86	0.20	BXP	Boston Properties	A	2.56	0.20
2011-06-01	TLW	Tullow Oil	C	-1.85	0.00	VNO	Vornado Realty Trust	A	2.55	0.00
2011-06-01	BBAS3	Banco Do Brasil Sa Bb Brasil	C	-1.87	0.00	PCS	T-Mobile US Inc.	A	2.55	0.00
2011-06-01	K	Kinross Gold	D	-2.87	0.10	AVB	Avalonbay Communities	A	2.54	0.10
2011-06-01	PCAR	Paccar	C	-1.86	0.10	GR	Goodrich	A	2.54	0.10
2011-06-01	RADL3	Raia Drogasil	C	-1.89	0.00	EP	El Paso Corporation	A	2.54	0.00
2011-06-01	TROW	T Rowe Price	C	-1.86	0.10	HST	Host Hotels & Resorts	A	2.83	0.10
2011-06-01	SMF	Semafo	C	-1.90	0.00	DD	E.i. Du Pont De Nemours	A	2.53	0.00
2011-06-01	AAL	Anglo American	C	-1.85	0.10	VTR	Ventas	A	2.50	0.10
2011-06-01	WFC	Wells Fargo	C	-1.87	1.90	AMP	Ameriprise Financial	A	2.79	1.90
2011-06-01	SDRL	Seadrill	C	-1.85	0.00	BHI	Baker Hughes	A	2.46	0.00
2011-06-01	JNPR	Juniper Networks	C	-1.88	0.20	TDC	Teradata	A	2.80	0.20
2011-06-01	MRVL	Marvell Technology	D	-2.88	0.10	NSM	Nat Semiconductor	A	2.34	0.10
2011-06-01	TAT	TransAtlantic Petroleum	D	-2.90	0.00	FTI	Fmc Technologies	A	2.71	0.00
2011-06-01	OSK	Osisko Mining	C	-1.83	0.10	MRO	Marathon Oil	A	2.45	0.10

Date	Ticker	Name	R	SM	W (%)	Ticker	Name	R	SM	W (%)
2011-06-01	TEVA	Teva Pharmaceutical Industries Adr	D	-2.85	0.10	HUM	Humana	A	2.49	0.10
2011-06-01	AZN	Astrazeneca	C	-1.84	0.20	KIM	Kimco Realty	A	2.45	0.20
2011-06-01	ASML	Asml	C	-1.86	0.20	FDX	Fedex	A	2.44	0.20
2011-06-01	GTE	Gran Tierra Energy	C	-1.88	0.00	HAL	Halliburton	A	2.61	0.00
2011-06-01	FFIV	F5 Networks	C	-1.87	0.20	CPWR	Compuware Corp	A	2.31	0.20
2011-06-01	AOL	AOL	D	-2.87	0.10	VRSN	Verisign	A	2.31	0.10
2011-06-01	JPM	Jpmorgan Chase	C	-1.85	0.70	TMK	Torchmark	A	2.63	0.70
2011-06-01	MCRL	Micrel	C	-1.87	0.00	MOT	Motorola Solutions	A	2.30	0.00
2011-06-01	BRK.A	Berkshire Hathaway	C	-1.85	3.20	EQR	Equity Residential	A	2.60	3.20
2011-06-01	IVN	Turquoise Hill Resources	C	-1.86	0.80	TEG	Integrays Energy	A	2.43	0.80
2011-06-01	SWKS	Skyworks Solutions	C	-1.87	0.40	TER	Teradyne	A	2.29	0.40
2011-06-01	MHS	Medco Health Solutions	C	-1.85	0.20	ESRX	Express Scripts Holding	A	2.45	0.20
2011-06-01	DWA	DreamWorks Animation SKG	D	-2.90	0.00	CVC	Cablevision Systems Corp	A	2.61	0.00
2011-06-01	SNI	Scripps Networks Interactive	C	-1.85	0.30	TWC	Time Warner Cable Inc.	A	2.57	0.30
2011-06-01	CNQ	Canadian Natural Resources	C	-1.86	0.30	BA	Boeing	A	2.43	0.30
2011-06-01	GOOGL	Alphabet	C	-1.86	4.50	ADSK	Autodesk	A	2.27	4.50
2011-06-01	TIVO	Tivo	C	-1.86	0.30	BMC	BMC Software	A	2.26	0.30
2011-07-01	APH	Amphenol	C	-1.84	0.80	GR	Goodrich	A	2.61	0.80
2011-07-01	ECA	Encana	C	-1.85	0.00	TSN	Tyson Foods	A	2.74	0.00
2011-07-01	TQNT	TriQuint Semiconductor	C	-1.88	0.00	NSM	Nat Semiconductor	A	2.34	0.00
2011-07-01	ELD	Eldorado Gold	D	-2.89	0.40	DD	E.i. Du Pont De Nemours	A	2.56	0.40
2011-07-01	RY	Royal Bank Of Canada	C	-1.85	0.00	PCS	T-Mobile US Inc.	A	2.54	0.00
2011-07-01	ROR	Rotork	C	-1.85	0.00	TEG	Integrays Energy	A	2.44	0.00
2011-07-01	CBE	Cooper Industries	C	-1.85	0.20	BA	Boeing	A	2.42	0.20
2011-07-01	STAN	Standard Chartered	D	-2.86	0.20	NI	Nisource	A	2.44	0.20
2011-07-01	TLW	Tullow Oil	C	-1.86	0.10	HRL	Hormel Foods	A	2.40	0.10
2011-07-01	SHPL	Shoprite Holdings	C	-1.84	0.00	L	Loews	A	2.39	0.00
2011-07-01	BBAS3	Banco Do Brasil Sa Bb Brasil	D	-2.87	0.00	RAI	Reynolds American	A	2.39	0.00
2011-07-01	DCI	Donaldson	C	-1.84	0.00	FAST	Fastenal	A	2.38	0.00
2011-07-01	DE	Deere	C	-1.86	0.10	JBL	Jabil Circuit	A	2.34	0.10
2011-07-01	DIS	Walt Disney	C	-1.85	2.20	CVC	Cablevision Systems Corp	A	2.63	2.20
2011-07-01	ATO	Atos	C	-1.85	0.00	CMS	Cms Energy	A	2.38	0.00
2011-07-01	K	Kinross Gold	D	-2.87	0.00	ANF	Abercrombie & Fitch	A	2.38	0.00
2011-07-01	INT	World Fuel Services	C	-1.85	0.00	ADP	Automatic Data Processing	A	2.27	0.00
2011-07-01	NBL	Noble Energy	C	-1.85	2.00	FTI	Fmc Technologies	A	2.73	2.00
2011-07-01	NVLS	Novellus Systems	C	-1.85	0.00	CPWR	Compuware Corp	A	2.31	0.00
2011-07-01	BBD	Banco Bradesco	C	-1.84	0.00	TMK	Torchmark	A	2.63	0.00
2011-07-01	SCHW	Charles Schwab	C	-1.86	0.00	EQR	Equity Residential	A	2.61	0.00
2011-07-01	RADL3	Raia Drogasil	D	-2.89	0.00	CF	Cf Industries	A	2.38	0.00
2011-07-01	TROW	T Rowe Price	C	-1.86	0.10	BXP	Boston Properties	A	2.57	0.10
2011-07-01	SMF	Semafo	D	-2.91	0.00	SJM	Jm Smucker	A	2.37	0.10
2011-07-01	INGA	ING	C	-1.85	0.10	PH	Parker-hannifin	A	2.27	0.00
2011-07-01	VAL	The Valspar	C	-1.85	0.00	AVB	Avalonbay Communities	A	2.55	1.90
2011-07-01	WFC	Wells Fargo	C	-1.86	1.90	TE	Teco Energy	A	2.37	0.00
2011-07-01	SDRL	Seadrill	C	-1.85	0.00	SYMC	Symantec	A	2.27	0.10
2011-07-01	JNPR	Juniper Networks	C	-1.88	0.10	GPC	Genuine Parts	A	2.37	0.10
2011-07-01	NGD	New Gold	C	-1.85	0.10	BMC	BMC Software	A	2.27	0.00
2011-07-01	MRVL	Marvell Technology	D	-2.89	0.00					
2011-07-01	TAT	TransAtlantic Petroleum	D	-2.92	0.00					
2011-07-01	EOG	Eog Resources	C	-1.86	0.40	HAL	Halliburton	A	2.64	0.40
2011-07-01	TEVA	Teva Pharmaceutical Industries Adr	D	-2.85	0.10	ESRX	Express Scripts Holding	A	2.41	0.10

Date	Ticker	Name	R	SM	W (%)	Ticker	Name	R	SM	W (%)
2011-07-01	ASML	Asml	C	-1.87	0.20	CBS	Cbs	A	2.36	0.20
2011-07-01	IHG	Intercontinental Hotels	C	-1.85	0.00	NOV	National Oilwell Varco	A	2.36	0.00
2011-07-01	CEO	Cnoco Adr	C	-1.85	0.10	BHI	Baker Hughes	A	2.47	0.10
2011-07-01	GTE	Gran Tierra Energy	C	-1.88	0.00	MRO	Marathon Oil	A	2.46	0.00
2011-07-01	9984	Softbank	C	-1.85	0.00	CLF	Cliffs Natural Resources	A	2.35	0.00
2011-07-01	NPN	Naspers	C	-1.84	0.10	FDO	Family Dollar Stores	A	2.35	0.10
2011-07-01	FFIV	F5 Networks	C	-1.87	0.10	WDC	Western Digital	A	2.26	0.10
2011-07-01	MTB	M&t Bank	C	-1.84	0.10	VNO	Vornado Realty Trust	A	2.55	0.10
2011-07-01	GOLD	Randgold Resources Adr	D	-2.84	0.10	DOW	Dow Chemical	A	2.96	0.10
2011-07-01	AOL	AOL	D	-2.87	0.10	ADSK	Autodesk	A	2.25	0.10
2011-07-01	OGXP3	OGX Petroleo e Gas Participacoes S/A	D	-2.89	0.00	MCO	Moody's	A	2.35	0.00
2011-07-01	JPM	Jpmorgan Chase	C	-1.86	0.60	KIM	Kimco Realty	A	2.45	0.60
2011-07-01	BRK.A	Berkshire Hathaway	D	-2.85	3.30	PSA	Public Storage	A	2.40	3.30
2011-07-01	BG.	Bg	C	-1.85	0.10	BF.B	Brown-forman	A	2.34	0.10
2011-07-01		Novo-Nordisk B	C	-1.84	0.70	AN	Autonation	A	2.34	0.70
2011-07-01	CLNE	Clean Energy Fuels	D	-2.87	0.00	TWC	Time Warner Cable Inc.	A	2.60	0.00
2011-07-01	IVN	Turquoise Hill Resources	C	-1.86	0.80	CVH	Coventry Health Care	A	2.34	0.80
2011-07-01	SWKS	Skyworks Solutions	C	-1.88	0.40	XLNX	Xilinx	A	2.25	0.40
2011-07-01	MHS	Medco Health Solutions	C	-1.85	0.20	DVA	Davita	A	2.34	0.20
2011-07-01	3988	Bank Of China	C	-1.86	0.00	CNP	Centerpoint Energy	A	2.34	0.00
2011-07-01	WLL	Whiting Petroleum	C	-1.87	0.10	COG	Cabot Oil & Gas	A	2.42	0.10
2011-07-01	LOGM	Logmein	C	-1.87	0.10	CA	Ca	A	2.21	0.10
2011-07-01	DWA	DreamWorks Animation SKG	D	-2.91	0.00					
2011-07-01	RVBD	Riverbed Technology	C	-1.83	0.20	PBI	Pitney Bowes	A	2.20	0.20
2011-07-01	CXO	Concho Resources	C	-1.86	0.50	SE	Spectra Energy	A	2.40	0.50
2011-07-01	SNI	Scripps Networks Interactive	C	-1.85	0.30	CM-CSA	Comcast	A	2.38	0.30
2011-07-01	CNQ	Canadian Natural Resources	C	-1.86	0.20	EMN	Eastman Chemical	A	2.34	0.20
2011-07-01	GOOGL	Alphabet	C	-1.86	4.50	INTC	Intel	A	2.20	4.50
2011-08-01	APH	Amphenol	C	-1.86	0.70	FAST	Fastenal	A	2.34	0.70
2011-08-01	ECA	Encana	C	-1.86	0.00	TE	Teco Energy	A	2.36	0.00
2011-08-01	ADI	Analog Devices	C	-1.87	0.20	NSM	Nat Semiconductor	A	2.34	0.20
2011-08-01	MET	Metlife	C	-1.86	0.20	SPG	Simon Property	A	2.76	0.20
2011-08-01	ROK	Rockwell Automation	C	-1.88	0.10	ADP	Automatic Data Processing	A	2.26	0.10
2011-08-01	CTSH	Cognizant Technology Solutions	C	-1.86	0.40	LSI	LSI	A	2.31	0.40
2011-08-01	ELD	Eldorado Gold	D	-2.87	0.40	GPC	Genuine Parts	A	2.35	0.40
2011-08-01	ALTR	Altera Corp.	C	-1.86	1.00	CPWR	Compuware Corp	A	2.30	1.00
2011-08-01	AMGN	Amgen	C	-1.85	0.10	DVA	Davita	A	2.31	0.10
2011-08-01	ARUN	Aruba Networks	C	-1.89	0.10	SYMC	Symantec	A	2.26	0.10
2011-08-01		Bayer	C	-1.85	0.20	CBS	Cbs	A	2.34	0.20
2011-08-01	ARW	Arrow Electronics	C	-1.88	0.10	R	Ryder System	A	2.25	0.10
2011-08-01	ANTM	Anthem	C	-1.87	0.10	CVH	Coventry Health Care	A	2.29	0.10
2011-08-01	RY	Royal Bank Of Canada	C	-1.86	0.00	FDO	Family Dollar Stores	A	2.34	0.00
2011-08-01	AU	Anglogold Ashanti Adr	D	-2.86	0.20	CLF	Cliffs Natural Resources	A	2.33	0.20
2011-08-01	TD	The Toronto-dominion Bank	C	-1.85	0.10	CNP	Centerpoint Energy	A	2.33	0.10
2011-08-01	4	The Wharf	C	-1.84	0.00	HOG	Harley-davidson	A	2.33	0.00
2011-08-01	YTL	Ytl	C	-1.86	0.10	BF.B	Brown-forman	A	2.33	0.10
2011-08-01	ROR	Rotork	C	-1.86	0.00	EMN	Eastman Chemical	A	2.31	0.00

Date	Ticker	Name	R	SM	W (%)	Ticker	Name	R	SM	W (%)
2011-08-01	CBE	Cooper Industries	C	-1.87	0.20	MWV	MeadWestvaco	A	2.24	0.20
2011-08-01	STAN	Standard Chartered	D	-2.87	0.10	CVX	Chevron	A	2.31	0.10
2011-08-01	TLW	Tullow Oil	C	-1.86	0.10	MO	Altria	A	2.30	0.10
2011-08-01		The Foschini Group	C	-1.84	0.00	D	Dominion Resources	A	2.30	0.00
2011-08-01	SHP	Shoptite Holdings	C	-1.83	0.00	LUK	Leucadia National	A	2.30	0.00
2011-08-01	HLS	Healthsouth	C	-1.87	0.00	SYK	Stryker	A	2.28	0.00
2011-08-01	CMI	Cummins	C	-1.86	0.10	TSS	Total System Services	A	2.22	0.10
2011-08-01	DE	Deere	C	-1.87	0.00	CTAS	Cintas	A	2.21	0.00
2011-08-01	DHR	Danaher	C	-1.86	0.90	RRD	R.r.donnelley&sons	A	2.21	0.90
2011-08-01	DIS	Walt Disney	C	-1.85	2.10	CVC	Cablevision Systems Corp	A	2.58	2.10
2011-08-01	INTU	Intuit	C	-1.86	0.30	ADSK	Autodesk	A	2.23	0.30
2011-08-01	ATO	Atos	C	-1.86	0.00	HP	Helmerich & Payne	A	2.30	0.00
2011-08-01	EXPD	Expeditors International Of Washington	C	-1.85	0.10	ITT	ITT Inc.	A	2.21	0.10
2011-08-01	TRV	Travelers Companies	C	-1.86	0.10	EQR	Equity Residential	A	2.61	0.10
2011-08-01		Fidelity National Information Services	C	-1.85	0.10	ITW	Illinois Tool Works	A	2.20	0.10
2011-08-01	GNTX	Gentex	C	-1.86	0.10	HRL	Hormel Foods	A	2.38	0.10
2011-08-01	2498	Htc	C	-1.86	0.30	JWN	Nordstrom	A	2.29	0.30
2011-08-01	HGSI	Human Genome Sciences	D	-2.89	0.00	CI	Cigna	A	2.25	0.00
2011-08-01	INT	World Fuel Services	C	-1.85	0.00	LLL	L-3 Communications	A	2.19	0.00
2011-08-01	PLCM	Polycom	C	-1.87	0.20	GOOGL	Google Class A	A	2.21	0.20
2011-08-01	SLGN	Silgan	C	-1.86	0.00	IR	Ingersoll-rand	A	2.19	0.00
2011-08-01	MXIM	Maxim Integrated Products	C	-1.87	0.10	XLNX	Xilinx	A	2.21	0.10
2011-08-01	MYL	Mylan	C	-1.85	0.10	CEPH	Cephalon	A	2.24	0.10
2011-08-01	ITUB	Itau Unibanco Adr	D	-2.86	0.30	BXP	Boston Properties	A	2.56	0.30
2011-08-01	NCM	Newcrest Mining	C	-1.85	1.30	GT	Goodyear Tire & Rubber	A	2.29	1.30
2011-08-01	ORCL	Oracle	C	-1.86	1.30	BMC	BMC Software	A	2.20	1.30
2011-08-01	OXY	Occidental Petroleum	C	-1.86	1.30	FTI	Fmc Technologies	A	2.74	1.30
2011-08-01	PCAR	Paccar	C	-1.87	0.00	SHW	Sherwin-williams	A	2.19	0.00
2011-08-01	PG	Procter & Gamble	C	-1.85	0.10	SJM	Jm Smucker	A	2.38	0.10
2011-08-01	ALV	Autoliv	C	-1.86	0.10	RAI	Reynolds American	A	2.36	0.10
2011-08-01	TROW	T Rowe Price	C	-1.87	0.00	AVB	Avalonbay Communities	A	2.55	0.00
2011-08-01	SMF	Semafo	D	-2.90	0.10	MKC	Mccormick	A	2.28	0.10
2011-08-01	VAR	Varian Medical Systems	C	-1.86	0.10	COV	Covidien	A	2.24	0.10
2011-08-01	WFC	Wells Fargo	C	-1.86	1.90	VNO	Vornado Realty Trust	A	2.53	1.90
2011-08-01	RHT	Red Hat	C	-1.86	0.10	CA	Ca	A	2.20	0.10
2011-08-01	SDRL	Seadrill	C	-1.86	0.00	LTD	L Brands	A	2.28	0.00
2011-08-01	NGD	New Gold	C	-1.85	0.20	EXPE	Expedia	A	2.27	0.20
2011-08-01	G	Goldcorp	C	-1.86	0.90	DUK	Duke Energy	A	2.26	0.90
2011-08-01	MRVL	Marvell Technology	D	-2.89	0.00	INTC	Intel	A	2.20	0.00
2011-08-01	TAT	TransAtlantic Petroleum	D	-2.93	0.00					
2011-08-01	EOG	Eog Resources	C	-1.86	0.40	BHI	Baker Hughes	A	2.48	0.40
2011-08-01	MTD	Mettler Toledo International	C	-1.87	0.70	MWW	Monster Worldwide	A	2.18	0.70
2011-08-01	CBG	Cbre	C	-1.88	0.00	KIM	Kimco Realty	A	2.45	0.00
2011-08-01	TEVA	Pharmaceutical Industries Adr	D	-2.87	0.10	BAX	Baxter International	A	2.23	0.10
2011-08-01	AZN	Astrazeneca	C	-1.85	0.10	FMC	Fmc	A	2.26	0.10
2011-08-01	ASML	Asml	C	-1.87	0.10	VIAB	Viacom	A	2.26	0.10
2011-08-01	IHG	Intercontinental Hotels	C	-1.86	0.00	CLX	Clorox	A	2.26	0.00
2011-08-01	CEO	Cnooc Adr	C	-1.86	0.10	MRO	Marathon Oil	A	2.43	0.10

Date	Ticker	Name	R	SM	W (%)	Ticker	Name	R	SM	W (%)
2011-08-01	GTE	Gran Tierra Energy	C	-1.88	0.00	SE	Spectra Energy	A	2.39	0.00
2011-08-01	A	Agilent Technologies	C	-1.87	0.30	LMT	Lockheed Martin	A	2.18	0.30
2011-08-01	ATML	Atmel Corp	C	-1.87	0.20	MSFT	Microsoft	A	2.19	0.20
2011-08-01	UHS	Universal Health Services	C	-1.86	0.10	THC	Tenet Healthcare	A	2.23	0.10
2011-08-01	DISCA	Discovery Communications	C	-1.86	0.80	TWC	Time Warner Cable Inc.	A	2.55	0.80
2011-08-01	9984	Softbank	C	-1.86	0.00	ED	Consolidated Edison	A	2.25	0.00
2011-08-01	POT	Potash Corporation Of Saskatchewan	C	-1.85	0.00	XEL	Xcel Energy	A	2.25	0.00
2011-08-01	MTB	M&t Bank	C	-1.84	0.10	PSA	Public Storage	A	2.41	0.10
2011-08-01	SMTC	Semtech	C	-1.87	0.00	MU	Micron Technology	A	2.18	0.00
2011-08-01	NETL	Netlogic Microsystems	C	-1.87	0.00	PBI	Pitney Bowes	A	2.18	0.00
2011-08-01	OGXP3	OGX Petroleo e Gas Participacoes S/A	D	-2.91	0.00					
2011-08-01	JPM	Jpmorgan Chase	C	-1.86	0.50	MCO	Moody's Apartment Investment & Management	A	2.31	0.50
2011-08-01	848	Maoye International	C	-1.86	0.00	AIV		A	2.25	0.00
2011-08-01	BRK.A	Berkshire Hathaway	D	-2.86	3.20	IRM	Iron Mountain	A	2.26	3.20
2011-08-01	GPRO	Gen-Probe	C	-1.88	0.00	AGN	Allergan	A	2.23	0.00
2011-08-01	STJ	St Jude Medical Inc	C	-1.86	0.00	XRAY	Dentsply Intl	A	2.22	0.00
2011-08-01	BG.	Bg	C	-1.85	0.10	SO	Southern	A	2.25	0.10
2011-08-01	DKS	Dick's Sporting Goods	C	-1.86	0.00	ANF	Abercrombie & Fitch	A	2.41	0.00
2011-08-01		Novo-Nordisk B	C	-1.85	0.70	IFF	International Flavors & Fragrances	A	2.25	0.70
2011-08-01	WCN	Waste Connections	C	-1.86	0.10	MAS	Masco	A	2.17	0.10
2011-08-01	HRI	Herc	C	-1.87	0.00	YUM	Yum Brands	A	2.39	0.00
2011-08-01	ONXX	Onyx Pharmaceuticals	C	-1.88	0.00	BDX	Becton Dickinson	A	2.21	0.00
2011-08-01	KIRK	Kirkland's	D	-2.89	0.00	CM-CSA	Comcast	A	2.35	0.00
2011-08-01	SRCL	Stericycle	C	-1.86	0.30	BMS	Bemis	A	2.17	0.30
2011-08-01	CAVM	Cavium	C	-1.88	0.10	LDOS	Leidos	A	2.17	0.10
2011-08-01	IVN	Turquoise Hill Resources	C	-1.85	0.80	EA	Electronic Arts	A	2.24	0.80
2011-08-01	SWKS	Skyworks Solutions	C	-1.87	0.40	YHOO	Yahoo	A	2.17	0.40
2011-08-01	APKT	Acme Packet	C	-1.87	0.20	ADBE	Adobe Systems	A	2.17	0.20
2011-08-01	WCRX	Warner Chilcott Class A	D	-2.87	0.00	LH	Laboratory Corp Of America	A	2.20	0.00
2011-08-01	3988	Bank Of China	D	-2.87	0.00	WAG	Walgreens Boots Alliance	A	2.24	0.00
2011-08-01	QVCA	Liberty Interactive	C	-1.85	0.00	AMB	Prologis	A	2.25	0.00
2011-08-01	ADM	Admiral	C	-1.85	0.20	SNA	Snap-on	A	2.24	0.20
2011-08-01	DASA3	Diagnostics Da America	C	-1.86	0.00	SIAL	Sigma Aldrich	A	2.24	0.00
2011-08-01	WLL	Whiting Petroleum	C	-1.87	0.00	NOV	National Oilwell Varco	A	2.36	0.00
2011-08-01	CALX	Calix	C	-1.87	0.10	GLW	Corning	A	2.15	0.10
2011-08-01	LOGM	Logmein	C	-1.88	0.10	NI	Nisource	A	2.43	0.10
2011-08-01	1398	Commercial Bank Of China	C	-1.85	0.10	DV	Devry Education	A	2.24	0.10
2011-08-01	DHX	Dhi	C	-1.86	0.00	FDX	Fedex	A	2.17	0.00
2011-08-01	WBMD	Webmd Health	D	-2.90	0.00					
2011-08-01	CXO	Concho Resources	C	-1.86	0.60	EQT	Eq	A	2.33	0.60
2011-08-01	SNI	Scripps Networks Interactive	C	-1.86	0.30	AN	Autonation	A	2.34	0.30
2011-08-01	CNQ	Canadian Natural Resources	C	-1.87	0.20	VZ	Verizon Communications	A	2.24	0.20
2011-08-01	BIRG	Bank Of Ireland	D	-2.99	0.10					
2011-09-01	THI	Restaurant Brands International	C	-1.84	0.90	KMB	Kimberly-clark	A	2.18	0.90

Date	Ticker	Name	R	SM	W (%)	Ticker	Name	R	SM	W (%)
2011-09-01	AME	Ametek	C	-1.86	0.00	FAST	Fastenal	A	2.34	0.00
2011-09-01	AMT	American Tower	C	-1.84	0.40	SPG	Simon Property	A	2.75	0.40
2011-09-01	APH	Amphenol	C	-1.87	0.80	CTAS	Cintas	A	2.21	0.80
2011-09-01	ABT	Abbott Laboratories	C	-1.84	0.30	CVH	Coventry Health Care	A	2.30	0.30
2011-09-01	ECA	Encana	D	-2.88	0.00	MON	Monsanto	A	2.18	0.00
2011-09-01	ADI	Analog Devices	C	-1.87	0.20	TDC	Teradata	A	2.74	0.20
2011-09-01	MET	Metlife	D	-2.89	0.10	EQR	Equity Residential	A	2.60	0.10
2011-09-01	WBC	Wabco	C	-1.89	0.00	GPC	Genuine Parts	A	2.37	0.00
2011-09-01	ROK	Rockwell Automation	C	-1.89	0.00	R	Ryder System	A	2.20	0.00
2011-09-01	CTSH	Cognizant Technology Solutions	C	-1.87	0.40	NSM	Nat Semiconductor	A	2.34	0.40
2011-09-01	ALTR	Altera Corp.	C	-1.88	0.80	CPWR	Compuware Corp	A	2.26	0.80
2011-09-01	AMGN	Amgen	D	-2.85	0.10	DVA	Davita	A	2.29	0.10
2011-09-01	ARUN	Aruba Networks	C	-1.90	0.10	XLNX	Xilinx	A	2.20	0.10
2011-09-01		Bayer	D	-2.88	0.20	EXC	Exelon	A	2.18	0.20
2011-09-01	APA	Apache	C	-1.87	0.30	FTI	Fmc Technologies	A	2.71	0.30
2011-09-01	ARW	Arrow Electronics	C	-1.89	0.00	ITW	Illinois Tool Works	A	2.18	0.00
2011-09-01	OVTI	Omnivision Technologies	C	-1.92	0.00	CA	Ca	A	2.19	0.00
2011-09-01	ANTM	Anthem	C	-1.87	0.00	SYK	Stryker	A	2.26	0.00
2011-09-01	AU	Anglogold Ashanti	D	-2.84	0.30	CLF	Cliffs Natural Resources	A	2.31	0.30
2011-09-01	TD	The Toronto-dominion Bank	C	-1.85	0.10	SO	Southern	A	2.18	0.10
2011-09-01	SAM	Boston Beer	C	-1.87	0.00	HRL	Hormel Foods	A	2.36	0.00
2011-09-01	4	The Wharf	C	-1.86	0.00	ARG	Airgas Inc	A	2.18	0.00
2011-09-01	YTL	Ytl	D	-2.87	0.10	KMX	Carmax	A	2.17	0.10
2011-09-01	CAT	Caterpillar	C	-1.87	0.00	ITT	ITT Inc.	A	2.18	0.00
2011-09-01	CB	Chubb Corp	C	-1.84	0.40	AVB	Avalonbay Communities	A	2.56	0.40
2011-09-01	CBE	Cooper Industries	C	-1.89	0.10	LMT	Lockheed Martin	A	2.18	0.10
2011-09-01	STAN	Standard Chartered	D	-2.88	0.10	KSS	Kohl's	A	2.17	0.10
2011-09-01	TLW	Tullow Oil	D	-2.88	0.10	DV	Devry Education	A	2.17	0.10
2011-09-01	CCK	Crown	C	-1.86	0.00		Minnesota Mng.& Mfg	A	2.17	0.00
2011-09-01	BBAS3	Banco Do Brasil Sa Bb Brasil	D	-2.86	0.00	BBT	Bb&t	A	2.17	0.00
2011-09-01	MAR	Marriott International	D	-2.89	0.00	TWC	Time Warner Cable Inc.	A	2.49	0.00
2011-09-01	CMI	Cummins	C	-1.87	0.00	LLL	L-3 Communications	A	2.17	0.00
2011-09-01	DE	Deere	C	-1.87	0.00	IR	Ingersoll-rand	A	2.17	0.00
2011-09-01	DHR	Danaher	C	-1.87	0.90	BMS	Bemis	A	2.16	0.90
2011-09-01	DIS	Walt Disney	C	-1.87	1.90	CVC	Cablevision Systems Corp	A	2.43	1.90
2011-09-01	INTU	Intuit	C	-1.86	0.40	BMC	BMC Software	A	2.19	0.40
2011-09-01	69	Shangri-la Asia	C	-1.86	0.00	CNX	Consol Energy International	A	2.16	0.00
2011-09-01	ATO	Atos	C	-1.87	0.00	IGT	Game Technology PLC	A	2.16	0.00
2011-09-01	EMC	EMC Corp	C	-1.87	0.50	GOOGL	Google Class A	A	2.19	0.50
2011-09-01	ALB	Albemarle	C	-1.88	0.00	SIAL	Sigma Aldrich	A	2.23	0.00
2011-09-01	700	Tencent	C	-1.86	0.30	NYX	NYSE Euronext	A	2.16	0.30
2011-09-01	EXPD	Expeditors International Of Washington	C	-1.86	0.10	UPS	United Parcel Service	A	2.16	0.10
2011-09-01	TRV	Travelers Companies	C	-1.87	0.10	BXP	Boston Properties	A	2.54	0.10
2011-09-01		Fidelity National Information Services	C	-1.86	0.10	FDX	Fedex	A	2.15	0.10
2011-09-01	GIS	General Mills	C	-1.84	0.10	SJM	Jm Smucker	A	2.35	0.10
2011-09-01	GNTX	Gentex	C	-1.87	0.10	BF.B	Brown-forman	A	2.32	0.10
2011-09-01	2498	Htc	C	-1.88	0.10	USB	Us Bancorp	A	2.16	0.10
2011-09-01	BTE.U	Baytex Energy Trust-Units	C	-1.86	0.00	PBCT	People's United Financial	A	2.15	0.00
2011-09-01	PLCM	Polycom	C	-1.89	0.20	MSFT	Microsoft	A	2.18	0.20
2011-09-01	LLTC	Linear Technology	D	-2.87	0.00	ADSK	Autodesk	A	2.18	0.00
2011-09-01	LB	L Brands	C	-1.85	0.10	YUM	Yum Brands	A	2.40	0.10

Date	Ticker	Name	R	SM	W (%)	Ticker	Name	R	SM	W (%)
2011-09-01	INCY	Incyte	C	-1.88	0.10	CEPH	Cephalon	A	2.25	0.10
2011-09-01	MOT	Motorola Solutions	C	-1.86	0.00	FFIV	F5 Networks	A	2.14	0.00
2011-09-01	MRK	Merck & Co	C	-1.85	0.10	CI	Cigna	A	2.24	0.10
2011-09-01	SLGN	Silgan	C	-1.86	0.00	NOC	Northrop Grumman	A	2.14	0.00
2011-09-01	MXIM	Maxim Integrated Products	C	-1.87	0.00	LXK	Lexmark Intl	B	1.20	0.00
2011-09-01	MYL	Mylan	C	-1.87	0.00	AGN	Allergan	A	2.23	0.00
2011-09-01	ITUB	Itau Unibanco Adr	D	-2.87	0.20	VNO	Vornado Realty Trust	A	2.49	0.20
2011-09-01	ORCL	Oracle	C	-1.87	1.20	BRCM	Broadcom Corp	B	1.19	1.20
2011-09-01	F	Ford Motor	D	-2.90	0.00					
2011-09-01	OXY	Occidental Petroleum	C	-1.88	1.20	HAL	Halliburton	A	2.53	1.20
2011-09-01	PCAR	Paccar	D	-2.88	0.00	RSG	Republic Services	B	1.20	0.00
2011-09-01	CB	Chubb	C	-1.85	0.20	PSA	Public Storage	A	2.42	0.20
2011-09-01	PG	Procter & Gamble	C	-1.84	0.10	HOG	Harley-davidson	A	2.29	0.10
2011-09-01	RHI	Robert Half International	D	-2.89	0.00	NI	Nisource	A	2.45	0.00
2011-09-01	ROST	Ross Stores	C	-1.85	0.50	AN	Autonation	A	2.37	0.50
2011-09-01	LSI	LSI	C	-1.85	0.00	CNP	Centerpoint Energy	A	2.34	0.00
2011-09-01	ROC	Rockwood Holdings	C	-1.86	0.00	FMC	Fmc	A	2.22	0.00
2011-09-01	ALV	Autoliv	C	-1.89	0.00	MKC	Mccormick	A	2.28	0.00
2011-09-01	TROW	T Rowe Price	C	-1.88	0.00	KIM	Kimco Realty	A	2.41	0.00
2011-09-01	SIRO	Sirona Dental Systems	C	-1.87	0.10	THC	Tenet Healthcare	A	2.22	0.10
2011-09-01	VAR	Varian Medical Systems	C	-1.87	0.10	BDX	Becton Dickinson	A	2.20	0.10
2011-09-01	WFC	Wells Fargo	C	-1.88	1.80	IRM	Iron Mountain	A	2.27	1.80
2011-09-01	WMB	Williams Companies	C	-1.86	0.00	BHI	Baker Hughes	A	2.38	0.00
2011-09-01	WMT	Wal-mart Stores	D	-2.85	0.00	ANF	Abercrombie & Fitch	A	2.34	0.00
2011-09-01	RHT	Red Hat	C	-1.86	0.10	D	Dominion Resources	A	2.30	0.10
2011-09-01	XRAY	Dentsply Sirona	C	-1.85	0.00	CELG	Celgene	A	2.19	0.00
2011-09-01	MRVL	Marvell Technology	D	-2.90	0.00					
2011-09-01	TAT	TransAtlantic Petroleum	D	-2.94	0.00					
2011-09-01	EOG	Eog Resources	C	-1.87	0.40	MRO	Marathon Oil	A	2.38	0.40
2011-09-01	MTD	Mettler Toledo International Teva	C	-1.86	0.80	CLX	Clorox	A	2.25	0.80
2011-09-01	TEVA	Pharmaceutical Industries Adr	D	-2.88	0.00	DGX	Quest Diagnostics	A	2.19	0.00
2011-09-01	AZN	Astrazeneca	D	-2.85	0.10	PNC	Pnc Financial Services	A	2.15	0.10
2011-09-01	ASML	Asml	C	-1.88	0.10	JCI	Johnson Controls	A	2.14	0.10
2011-09-01	VRTX	Vertex Pharmaceuticals	C	-1.87	0.10	MDT	Medtronic	A	2.19	0.10
2011-09-01	IHG	Intercontinental Hotels	C	-1.88	0.00	SRE	Sempra Energy	B	1.19	0.00
2011-09-01	CEO	Cnooc Adr	C	-1.88	0.10	EQT	Eqst	A	2.31	0.10
2011-09-01	GTE	Gran Tierra Energy	D	-2.89	0.00	NOV	National Oilwell Varco	A	2.30	0.00
2011-09-01	BLK	Blackrock	C	-1.87	0.20	AIV	Apartment Investment & Management	A	2.24	0.20
2011-09-01	A	Agilent Technologies	C	-1.89	0.20	EA	Electronic Arts	A	2.24	0.20
2011-09-01	ATML	Atmel Corp	C	-1.90	0.10	VZ	Verizon Communications	A	2.24	0.10
2011-09-01	CSCO	Cisco Systems	D	-2.89	0.10	CEG	Constellation Energy	A	2.23	0.10
2011-09-01	UHS	Universal Health Services	C	-1.88	0.10	LLY	Eli Lilly	A	2.18	0.10
2011-09-01	ARIA	Ariad Pharmaceutical	C	-1.88	0.00	JNJ	Johnson & Johnson	A	2.18	0.00
2011-09-01	9984	Softbank	C	-1.87	0.00	SCG	Scana	B	1.19	0.00
2011-09-01	NESN	Nestle	D	-2.85	0.10	TGT	Target	B	1.18	0.10
2011-09-01	NPN	Naspers	C	-1.84	0.00	HCP	Hcp	B	1.18	0.00
2011-09-01	CTRP	Ctrip.com International Adr	C	-1.86	0.10	CBS	Cbs	A	2.31	0.10

Date	Ticker	Name	R	SM	W (%)	Ticker	Name	R	SM	W (%)
2011-09-01	KOG	Kodiak Oil & Gas Corp.	C	-1.86	0.00	CVX	Chevron	A	2.29	0.00
2011-09-01	MTB	M&t Bank	C	-1.86	0.10	MMC	Marsh & McLennan Cos	A	2.23	0.10
2011-09-01	MML	Medusa Mining	C	-1.85	0.20	PEG	Public Service Enterprise	B	1.18	0.20
2011-09-01	OGXP3	OGX Petroleo e Gas Participacoes S/A	D	-2.92	0.00					
2011-09-01	JPM	Jpmorgan Chase	C	-1.87	0.50	AOC	Aon plc	A	2.22	0.50
2011-09-01	848	Maoye International	D	-2.90	0.00					
2011-09-01	EP	El Paso Corporation	C	-1.85	0.00	HP	Helmerich & Payne	A	2.25	0.00
2011-09-01	BRK.A	Berkshire Hathaway	D	-2.86	3.30	BEN	Franklin Resources	A	2.21	3.30
2011-09-01	WTW	Weight Watchers International	C	-1.88	0.10	TIF	Tiffany	A	2.31	0.10
2011-09-01	MCK	Mckesson	C	-1.85	0.10	JWN	Nordstrom	A	2.26	0.10
2011-09-01	STJ	St Jude Medical Inc	C	-1.86	0.00	GAS	Nicor	A	2.23	0.00
2011-09-01	COST	Costco Wholesale	C	-1.84	0.40	EXPE	Expedia	A	2.26	0.40
2011-09-01	BG.	Bg	C	-1.86	0.10	URBN	Urban Outfitters	B	1.15	0.10
2011-09-01	DKS	Dick's Sporting Goods	C	-1.87	0.00	VIAB	Viacom	A	2.25	0.00
2011-09-01		Novo-Nordisk B	C	-1.86	0.60	BBY	Best Buy	B	1.15	0.60
2011-09-01	AET	Aetna	C	-1.86	0.00	SNA	Snap-on	A	2.22	0.00
2011-09-01	WCN	Waste Connections	C	-1.86	0.10	NRG	Nrg Energy	A	2.21	0.10
2011-09-01	NTAP	Netapp	D	-2.90	0.20	HSY	The Hershey	A	2.21	0.20
2011-09-01	CTXS	Citrix Systems	C	-1.89	0.40	KFT	Mondelez International Inc.	A	2.21	0.40
2011-09-01	WAT	Waters	C	-1.87	0.50	APD	Air Products & Chemicals	A	2.21	0.50
2011-09-01	C	Citigroup	D	-2.90	0.60					
2011-09-01	ONXX	Onyx Pharmaceuticals	C	-1.88	0.00	ATI	Allegheny Technologies	A	2.20	0.00
2011-09-01	KIRK	Kirkland's	D	-2.91	0.00					
2011-09-01	THS	Treehouse Foods	C	-1.85	0.30	LUK	Leucadia National	A	2.25	0.30
2011-09-01	MELI	Mercadolibre	C	-1.88	0.20	HRB	H.& R.block Cameron	A	2.24	0.20
2011-09-01	ANSS	Ansys	C	-1.85	0.10	CAM	International Corp.	A	2.20	0.10
2011-09-01	SRCL	Stericycle	C	-1.85	0.40	KR	Kroger	A	2.20	0.40
2011-09-01	CAVM	Cavium	C	-1.89	0.00	PPL	Ppl	A	2.20	0.00
2011-09-01	IVN	Turquoise Hill Resources	C	-1.88	0.80	KMB	Kimberly-clark	A	2.18	0.20
2011-09-01	ASC	Asos	C	-1.87	0.10	KMB	Kimberly-clark	A	2.18	0.20
2011-09-01	SWKS	Skyworks Solutions	C	-1.89	0.30	WY	Weyerhaeuser	A	2.19	0.30
2011-09-01	APKT	Acme Packet	C	-1.89	0.20	CAG	Conagra Brands	A	2.19	0.20
2011-09-01	1066	Shandong Weigao Group Medical Polymer	C	-1.87	0.10	KMB	Kimberly-clark	A	2.18	0.20
2011-09-01	WCRX	Warner Chilcott Class A	D	-2.89	0.00	APOL	Apollo Educat Grp	A	2.19	0.00
2011-09-01	TSLA	Tesla	C	-1.86	0.10	LO	Lorillard	A	2.25	0.10
2011-09-01	3988	Bank Of China	D	-2.88	0.00	KMB	Kimberly-clark	A	2.18	0.20
2011-09-01	QVCA	Liberty Interactive	C	-1.86	0.00	AMB	Prologis	A	2.20	0.00
2011-09-01	ADM	Admiral	D	-2.87	0.20	KMB	Kimberly-clark	A	2.18	0.20
2011-09-01	CALX	Calix	C	-1.90	0.00	NEM	Newmont Mining	A	2.19	0.00
2011-09-01	LOGM	Logmein	D	-2.89	0.10	AEE	Ameren	A	2.19	0.10
2011-09-01	1398	Industrial And Commercial Bank Of China	D	-2.87	0.00	KMB	Kimberly-clark	A	2.18	0.20
2011-09-01	DHX	Dhi	C	-1.89	0.00	IPG	Interpublic Group Of Companies	A	2.19	0.00
2011-09-01	BRML3	Br Malls Participacoes	C	-1.84	0.30	KMB	Kimberly-clark	A	2.18	0.20
2011-09-01	WBMD	Webmd Health	D	-2.90	0.00					
2011-09-01	CXO	Concho Resources	C	-1.87	0.60	XOM	Exxon Mobil	A	2.22	0.60
2011-09-01	MAPP	MAP Pharmaceuticals	C	-1.87	0.00	WU	The Western Union	A	2.19	0.00
2011-09-01	SNI	Scripps Networks Interactive	D	-2.87	0.30	WAG	Walgreens Boots Alliance	A	2.22	0.30

Date	Ticker	Name	R	SM	W (%)	Ticker	Name	R	SM	W (%)
2011-09-01	KAR	Kar Auction Services	C	-1.89	0.00	DRI	Darden Restaurants	A	2.21	0.00
2011-09-01	CNQ	Canadian Natural Resources	C	-1.88	0.20	KMB	Kimberly-clark	A	2.18	0.20
2011-09-01	TIVO	Tivo	C	-1.86	0.20	ED	Consolidated Edison	A	2.18	0.20
2011-10-03	APH	Amphenol	D	-2.89	0.80	GR	Goodrich	A	2.75	0.80
2011-10-03	ABT	Abbott Laboratories	C	-1.85	0.40	CEPH	Cephalon	A	2.25	0.40
2011-10-03	ECA	Encana	D	-2.90	0.00	TDC	Teradata	A	2.74	0.20
2011-10-03	ADI	Analog Devices	D	-2.88	0.20	UTX	United Technologies	A	2.31	0.20
2011-10-03	MET	Metlife	D	-2.91	0.10					
2011-10-03	PPO	Polypore International	C	-1.87	0.20					
2011-10-03	ROK	Rockwell Automation	D	-2.91	0.00					
2011-10-03	CTSH	Cognizant Technology Solutions	D	-2.88	0.50	XLNX	Xilinx	A	2.18	0.50
2011-10-03	ALTR	Altera Corp.	C	-1.90	0.60	GOOGL	Google Class A	A	2.17	0.60
2011-10-03	CTCT	Constant Contact	D	-2.92	0.10					
2011-10-03	ARUN	Aruba Networks	D	-2.90	0.10					
2011-10-03		Bayer	D	-2.89	0.20					
2011-10-03	APA	Apache	D	-2.90	0.20					
2011-10-03	ARW	Arrow Electronics	C	-1.91	0.00	PLL	Pall Corp	A	2.21	0.00
2011-10-03	ANTM	Anthem	C	-1.87	0.00	DVA	Davita	A	2.24	0.00
2011-10-03	AXP	American Express	C	-1.86	0.00	SPG	Simon Property	A	2.68	0.00
2011-10-03	TD	Toronto-dominion Bank	C	-1.86	0.10					
2011-10-03	YTL	Ytl	D	-2.87	0.10					
2011-10-03	OCDO	Ocado	D	-2.94	0.00					
2011-10-03	ROR	Rotork	D	-2.85	0.00					
2011-10-03	CB	Chubb Corp	C	-1.85	0.40	VNO	Vornado Realty Trust	A	2.41	0.40
2011-10-03	CBE	Cooper Industries	D	-2.89	0.10	LMT	Lockheed Martin	A	2.17	0.10
2011-10-03	STAN	Standard Chartered	D	-2.89	0.10					
2011-10-03	BWLD	Buffalo Wild Wings	C	-1.86	0.10	TWC	Time Warner Cable Inc.	A	2.47	0.10
2011-10-03	CCK	Crown	C	-1.88	0.00	TSS	Total System Services	A	2.17	0.00
2011-10-03	BBAS3	Banco Do Brasil Sa Bb Brasil	D	-2.89	0.00					
2011-10-03	CVLT	Commvault Systems	C	-1.88	0.00	MSFT	Microsoft	A	2.17	0.00
2011-10-03	CMI	Cummins	C	-1.89	0.00	ITT	ITT Inc.	A	2.16	0.00
2011-10-03	DE	Deere	D	-2.90	0.00	R	Ryder System	A	2.16	0.00
2011-10-03	DHR	Danaher	C	-1.88	0.90	CNP	Centerpoint Energy	A	2.33	0.90
2011-10-03	DIS	Walt Disney	D	-2.89	1.80	AN	Autonation	A	2.29	1.80
2011-10-03	INTU	Intuit	D	-2.86	0.40	TLAB	Tellabs	B	1.18	0.40
2011-10-03	ECL	Ecolab	C	-1.86	0.10	SIAL	Sigma Aldrich	A	2.22	0.10
2011-10-03	69	Shangri-la Asia	C	-1.89	0.00					
2011-10-03	ATO	Atos	D	-2.88	0.00					
2011-10-03	EMC	EMC Corp	C	-1.88	0.50	BRCM	Broadcom Corp	B	1.17	0.50
2011-10-03	700	Tencent	C	-1.89	0.20					
2011-10-03	EXPD	Expeditors International Of Washington	D	-2.88	0.00	D	Dominion Resources	A	2.30	0.00
2011-10-03	TRV	Travelers Companies	D	-2.88	0.10	PSA	Public Storage	A	2.37	0.10
2011-10-03	GMCR	Keurig Green Mountain	C	-1.87	0.40	HRL	Hormel Foods	A	2.35	0.40
2011-10-03	FCX	Freeport-mcmoran	D	-2.92	0.20					
2011-10-03	FISV	Fiserv	D	-2.87	0.10	RRC	Range Resources	A	2.28	0.10
2011-10-03	FRX	Forest Laboratories	C	-1.88	0.00	AGN	Allergan	A	2.23	0.00
2011-10-03		Fidelity National Information Services	D	-2.88	0.10	CVX	Chevron	A	2.27	0.10
2011-10-03	GNTX	Gentex	C	-1.89	0.10	HOG	Harley-davidson	A	2.26	0.10
2011-10-03		Hill-Rom Holdings	D	-2.90	0.20	CI	Cigna	A	2.21	0.20
2011-10-03	2498	Htc	C	-1.89	0.00					

Date	Ticker	Name	R	SM	W (%)	Ticker	Name	R	SM	W (%)
2011-10-03	PCLN	The Priceline	C	-1.86	0.90	JWN	Nordstrom	A	2.26	0.90
2011-10-03	HGTX3	Cia Hering Sa	C	-1.86	0.00					
2011-10-03	HUM	Humana	C	-1.86	0.10	LLY	Eli Lilly	A	2.18	0.10
2011-10-03	BTE.U	Baytex Energy Trust-Units	C	-1.88	0.00					
2011-10-03	MS	Morgan Stanley	D	-2.93	0.10					
2011-10-03	JEC	Jacobs Engineering	D	-2.90	0.00					
2011-10-03	PLCM	Polycom	C	-1.91	0.20	LXK	Lexmark Intl	B	1.16	0.20
2011-10-03	KLAC	Kla-tencor	C	-1.88	0.00	EQT	Eq	A	2.26	0.00
2011-10-03	LRCX	Lam Research	D	-2.90	0.00	VZ	Verizon Communications	A	2.24	0.00
2011-10-03	MAT	Mattel	C	-1.85	0.00	LO	Lorillard	A	2.25	0.00
2011-10-03	INCY	Incyte	C	-1.89	0.00	DGX	Quest Diagnostics	A	2.18	0.00
2011-10-03	MOT	Motorola Solutions	C	-1.86	0.10	NOV	National Oilwell Varco	A	2.23	0.10
2011-10-03	MRK	Merck & Co	D	-2.86	0.10	BDX	Becton Dickinson	A	2.18	0.10
2011-10-03	SLGN	Silgan	C	-1.87	0.00	GAS	Nicor	A	2.22	0.00
2011-10-03	MXIM	Maxim Integrated Products	C	-1.86	0.00	CEG	Constellation Energy	A	2.22	0.00
2011-10-03	MYL	Mylan	C	-1.89	0.00	THC	Tenet Healthcare	A	2.15	0.00
2011-10-03	ITUB	Itau Unibanco Adr	D	-2.90	0.20	KIM	Kimco Realty	A	2.34	0.20
2011-10-03	OKE	Oneok	C	-1.86	0.10	NI	Nisource	A	2.44	0.10
2011-10-03	NCM	Newcrest Mining	D	-2.86	1.20					
2011-10-03	ORCL	Oracle	C	-1.87	1.10	XOM	Exxon Mobil	A	2.21	1.10
2011-10-03	OXY	Occidental Petroleum	C	-1.90	1.00	FTI	Fmc Technologies	A	2.59	1.00
2011-10-03	PCAR	Paccar	D	-2.90	0.00	PGN	Progress Energy	A	2.20	0.00
2011-10-03	CB	Chubb	C	-1.86	0.10	AOC	Aon plc	A	2.19	0.10
2011-10-03	PG	Procter & Gamble	C	-1.84	0.10	HSY	The Hershey	A	2.21	0.10
2011-10-03	PVH	Pvh	C	-1.88	0.00	LUK	Leucadia National	A	2.19	0.00
2011-10-03	CBA	Commonwealth Bank Of Australia	D	-2.86	0.00					
2011-10-03	ROST	Ross Stores	C	-1.85	0.60	CBS	Cbs	A	2.24	0.60
2011-10-03	CHRW	C.h.robinson Worldwide	D	-2.87	0.60	FMC	Fmc	A	2.20	0.60
2011-10-03	AGK	Aggreko	C	-1.87	0.00					
2011-10-03	ALV	Autoliv	D	-2.90	0.00					
2011-10-03	TROW	T Rowe Price	D	-2.89	0.00	AMB	Prologis	A	2.17	0.00
2011-10-03	SIRO	Sirona Dental Systems	C	-1.88	0.00	NEM	Newmont Mining	A	2.19	0.00
2011-10-03	VAR	Varian Medical Systems	D	-2.88	0.10	DUK	Duke Energy	A	2.19	0.10
2011-10-03	WFC	Wells Fargo	D	-2.89	1.80	WY	Weyerhaeuser	A	2.17	1.80
2011-10-03	WMB	Williams Companies	C	-1.88	0.00	HAL	Halliburton	A	2.36	0.00
2011-10-03	WMT	Wal-mart Stores	D	-2.85	0.00	HRB	H.& R.block	A	2.21	0.00
2011-10-03	RHT	Red Hat	D	-2.85	0.10	PPL	Ppl	A	2.19	0.10
2011-10-03	UAA	Under Armour	C	-1.87	0.10	SNA	Snap-on	A	2.18	0.10
2011-10-03	CY	Cypress Semiconductor	C	-1.90	0.00	CMS	Cms Energy	A	2.19	0.00
2011-10-03	TAT	TransAtlantic Petroleum	D	-2.96	0.00					
2011-10-03	EOG	Eog Resources	D	-2.90	0.20					
2011-10-03	MTD	Mettler Toledo International	C	-1.89	0.70	AEE	Ameren	A	2.19	0.70
2011-10-03	OSK	Osisko Mining	C	-1.86	0.10					
2011-10-03	AZN	Astrazeneca	D	-2.85	0.00					
2011-10-03	ASML	Asml	C	-1.87	0.10					
2011-10-03	VRTX	Vertex Pharmaceuticals	C	-1.88	0.10	XEL	Xcel Energy	A	2.19	0.10
2011-10-03	ARM	Arm Holdings	C	-1.86	0.60					
2011-10-03	IHG	Intercontinental Hotels	D	-2.88	0.00					
2011-10-03	CEO	Cnooc Adr	D	-2.91	0.10					
2011-10-03	BLK	Blackrock	D	-2.89	0.20	BEN	Franklin Resources	A	2.16	0.20
2011-10-03	A	Agilent Technologies	C	-1.91	0.10	FE	Firstenergy	A	2.19	0.10
2011-10-03	ATML	Atmel Corp	C	-1.92	0.10	AEP	American Electric Power	A	2.18	0.10
2011-10-03	CSCO	Cisco Systems	D	-2.90	0.00	NRG	Nrg Energy	A	2.18	0.00
2011-10-03	FD	Macy's	C	-1.86	0.00	EXPE	Expedia	A	2.21	0.00
2011-10-03	AVGO	Avago Technologies	C	-1.86	0.50	CLF	Cliffs Natural Resources	A	2.18	0.50

Date	Ticker	Name	R	SM	W (%)	Ticker	Name	R	SM	W (%)
2011-10-03	VSI	Vitamin Shoppe	C	-1.87	0.10	WAG	Walgreens Boots Alliance	A	2.20	0.10
2011-10-03	NKE	Nike	C	-1.85	1.50	EXC	Exelon	A	2.17	1.50
2011-10-03	HMSY	Hms	C	-1.86	0.10	PEG	Public Service Enterprise	A	2.17	0.10
2011-10-03	UHS	Universal Health Services	C	-1.91	0.10	HP	Helmerich & Payne	A	2.16	0.10
2011-10-03	ARIA	Ariad Pharmaceutical	C	-1.87	0.00	COG	Cabot Oil & Gas	A	2.16	0.00
2011-10-03	INVA	Innoviva	D	-2.89	0.00	CAM	Cameron International Corp.	A	2.16	0.00
2011-10-03	UNH	Unitedhealth	C	-1.87	0.60	CNX	Consol Energy	A	2.12	0.60
2011-10-03	DISCA	Discovery Communications	D	-2.85	0.90	LTD	L Brands	A	2.20	0.90
2011-10-03	1044	Hengan International	C	-1.86	0.00					
2011-10-03	GILD	Gilead Sciences	C	-1.85	1.10	PCG	Pg&e	B	1.18	1.10
2011-10-03	NFLX	Netflix	C	-1.92	0.00	KR	Kroger	A	2.18	0.00
2011-10-03	WCG	Wellcare Health Plans	C	-1.89	0.00	SCG	Scana	B	1.17	0.00
2011-10-03	NESN	Nestle	D	-2.85	0.10					
2011-10-03	CACC	Credit Acceptance	C	-1.88	0.00					
2011-10-03	H	Hyatt Hotels	D	-2.90	0.00	APOL	Apollo Educat Grp International	A	2.16	0.00
2011-10-03	CTRP	Ctrip.com International Adr	C	-1.90	0.10	IGT	Game Technology PLC	A	2.15	0.10
2011-10-03	SLH	Solera Holdings	C	-1.87	0.20					
2011-10-03	HBI	Hanesbrands	C	-1.88	0.00					
2011-10-03	MTB	M&t Bank	D	-2.87	0.10					
2011-10-03	MML	Medusa Mining	C	-1.87	0.10					
2011-10-03	OGXP3	OGX Petroleo e Gas Participacoes S/A	D	-2.92	0.00					
2011-10-03	JPM	Jpmorgan Chase	D	-2.90	0.30					
2011-10-03	ILMN	Illumina	D	-2.92	0.00					
2011-10-03	EP	El Paso Corporation	C	-1.86	0.00	BHI	Baker Hughes	A	2.28	0.00
2011-10-03	BRK.A	Berkshire Hathaway	D	-2.87	3.60					
2011-10-03	WTW	Weight Watchers International	C	-1.89	0.10	DV	Devry Education	A	2.14	0.10
2011-10-03	MCK	Mckesson	C	-1.86	0.10	TGT	Target	B	1.17	0.10
2011-10-03	BG.	Bg	C	-1.87	0.10					
2011-10-03	DKS	Dick's Sporting Goods	C	-1.88	0.00	URBN	Urban Outfitters	B	1.13	0.00
2011-10-03		Novo-Nordisk B	C	-1.86	0.60					
2011-10-03	AET	Aetna	C	-1.88	0.00					
2011-10-03	EL	Estee Lauder Companies	C	-1.87	0.80					
2011-10-03	WCN	Waste Connections	D	-2.87	0.10					
2011-10-03	NTAP	Netapp	D	-2.91	0.10					
2011-10-03	CTXS	Citrix Systems	D	-2.90	0.50					
2011-10-03	WAT	Waters	C	-1.88	0.50					
2011-10-03	C	Citigroup	D	-2.92	0.50					
2011-10-03	ONXX	Onyx Pharmaceuticals	C	-1.89	0.00					
2011-10-03	KIRK	Kirkland's	D	-2.91	0.00					
2011-10-03	MELI	Mercadolibre	C	-1.91	0.10					
2011-10-03	AVAV	Aerovironment	C	-1.87	0.00					
2011-10-03	ANSS	Ansys	C	-1.86	0.10					
2011-10-03	PEGA	Pegasystems	C	-1.90	0.00					
2011-10-03	SRCL	Stericycle	C	-1.86	0.40					
2011-10-03	VPHM	Viropharma	C	-1.87	0.00					
2011-10-03	CAVM	Cavium	D	-2.91	0.00					
2011-10-03	CHKP	Check Point Software Technologies	C	-1.86	0.70					
2011-10-03	IVN	Turquoise Hill Resources	C	-1.92	0.40					
2011-10-03	ASC	Asos	C	-1.90	0.10					
2011-10-03	SWKS	Skyworks Solutions	D	-2.91	0.30					
2011-10-03	TDG	Transdigm	C	-1.86	0.10					
2011-10-03	APKT	Acme Packet	C	-1.91	0.20					

Date	Ticker	Name	R	SM	W (%)	Ticker	Name	R	SM	W (%)
2011-10-03	WYNN	Wynn Resorts	C	-1.89	0.20					
2011-10-03	1066	Shandong Weigao Group Medical Polymer	D	-2.88	0.10					
2011-10-03	NVS	Novartis Adr	C	-1.86	0.10					
2011-10-03	MHS	Medco Health Solutions	D	-2.88	0.00					
2011-10-03	RRGB	Red Robin Gourmet Burgers	C	-1.90	0.00					
2011-10-03	TSLA	Tesla	C	-1.86	0.10					
2011-10-03	3988	Bank Of China	D	-2.91	0.00					
2011-10-03	HDB	Hdfc Bank Adr	D	-2.87	0.00					
2011-10-03	QVCA	Liberty Interactive	C	-1.87	0.00					
2011-10-03	ADM	Admiral	D	-2.88	0.20					
2011-10-03	BR	Broadridge Financial Solutions	D	-2.87	0.00					
2011-10-03	WYN	Wyndham Worldwide	C	-1.87	0.00					
2011-10-03	CALX	Calix	C	-1.95	0.00					
2011-10-03	LOGM	Logmein	D	-2.89	0.10					
2011-10-03	DFS	Discover Financial Services	C	-1.87	0.00					
2011-10-03	N	Netsuite	C	-1.90	0.00					
2011-10-03	QLIK	Qlik Technologies	C	-1.89	0.00					
2011-10-03	WBMD	Webmd Health	D	-2.92	0.00					
2011-10-03	RVBD	Riverbed Technology	D	-2.92	0.10					
2011-10-03	151	Want Want China	C	-1.86	0.20					
2011-10-03	CXO	Concho Resources	C	-1.90	0.50	MRO	Marathon Oil	A	2.28	0.50
2011-10-03	SWI	SolarWinds	C	-1.87	0.00					
2011-10-03	GTATQ	GT Advanced Technologies	C	-1.94	0.00					
2011-10-03	LULU	Lululemon Athletica	C	-1.88	0.00					
2011-10-03	MAPP	MAP Pharmaceuticals	D	-2.85	0.00					
2011-10-03	SNI	Scripps Networks Interactive	D	-2.89	0.20					
2011-10-03	MSCI	Msci	D	-2.88	0.00					
2011-10-03	BUD	Anheuser-busch Inbev Adr	D	-2.86	0.10					
2011-10-03	KAR	Kar Auction Services	C	-1.91	0.00					
2011-10-03	AVEO	AVEO Pharmaceuticals	C	-1.88	0.00					
2011-10-03	CNQ	Canadian Natural Resources	D	-2.90	0.20					
2011-10-03	MDLZ	Mondelez International	C	-1.85	0.10					
2011-10-03	AVGO	Broadcom	C	-1.86	0.10					
2011-10-03	TIVO	Tivo	D	-2.89	0.20					
2011-10-03	BIRG	Bank Of Ireland	D	-2.99	0.10					
2011-11-01	APH	Amphenol	D	-2.87	0.80	GR	Goodrich	A	2.77	0.80
2011-11-01	APOL	Apollo Educat Grp	C	-1.86	0.00	TWC	Time Warner Cable Inc.	A	2.48	0.00
2011-11-01	ECA	Encana	D	-2.90	0.00	ARG	Airgas Inc	B	1.18	0.00
2011-11-01	MET	Metlife	D	-2.89	0.10	PSA	Public Storage	A	2.44	0.10
2011-11-01	PPO	Polypore International	C	-1.88	0.10	TSS	Total System Services	A	2.20	0.10
2011-11-01	ROK	Rockwell Automation	D	-2.89	0.00	LMT	Lockheed Martin	A	2.18	0.00
2011-11-01	ALTR	Altera Corp.	C	-1.87	0.60	TDC	Teradata	A	2.83	0.60
2011-11-01	CTCT	Constant Contact	D	-2.91	0.10					
2011-11-01	ARUN	Aruba Networks	D	-2.89	0.10	NVDA	Nvidia	A	2.26	0.10
2011-11-01		Bayer	D	-2.88	0.20	PCG	Pg&e	B	1.18	0.20
2011-11-01	APA	Apache	D	-2.88	0.20	HAL	Halliburton	A	2.44	0.20
2011-11-01	APC	Anadarko Petroleum	C	-1.85	1.20	MRO	Marathon Oil	A	2.36	1.20
2011-11-01	VMW	Vmware	C	-1.85	0.20	XLNX	Xilinx	A	2.22	0.20
2011-11-01	ARW	Arrow Electronics	D	-2.88	0.10	PH	Parker-hannifin	B	1.22	0.10
2011-11-01	ANTM	Anthem	C	-1.86	0.00	AGN	Allergan	A	2.24	0.00
2011-11-01	AXP	American Express	C	-1.85	0.00	AOC	Aon plc	A	2.21	0.00
2011-11-01	OCDO	Ocado	D	-2.95	0.00					
2011-11-01	CBE	Cooper Industries	D	-2.88	0.10	TEL	Te Connectivity	B	1.21	0.10

Date	Ticker	Name	R	SM	W (%)	Ticker	Name	R	SM	W (%)
2011-11-01	STAN	Standard Chartered	D	-2.88	0.10	FMC	Fmc	B	1.18	0.10
2011-11-01	BWLD	Buffalo Wild Wings	C	-1.85	0.10	AN	Autonation	A	2.35	0.10
2011-11-01	CCK	Crown Galaxy	C	-1.87	0.00	PWR	Quanta Services	B	1.20	0.00
2011-11-01	27	Entertainment	C	-1.88	0.10	SRE	Sempra Energy	B	1.17	0.10
2011-11-01	BBAS3	Banco Do Brasil Sa Bb Brasil	D	-2.88	0.00	IP	International Paper	B	1.17	0.00
2011-11-01	CVLT	Commvault Systems	C	-1.84	0.00	MSFT	Microsoft	A	2.18	0.00
2011-11-01	CSX	Csx	D	-2.87	0.30	R	Ryder System	B	1.19	0.30
2011-11-01	DE	Deere	D	-2.88	0.00	MOLX	Molex	B	1.19	0.00
2011-11-01	DIS	Walt Disney	D	-2.87	1.80	CBS	Cbs	A	2.31	1.80
2011-11-01	DOV	Dover	D	-2.87	0.00	UPS	United Parcel Service	B	1.18	0.00
2011-11-01	ECL	Ecolab	C	-1.85	0.10	TIE	Titanium Metals	B	1.20	0.10
2011-11-01	EMC	EMC Corp	C	-1.86	0.50	SNDK	Sandisk Corp	B	1.21	0.50
2011-11-01	168	Tsingtao Brewery	C	-1.87	0.00	ARG	Airgas Inc	B	1.18	0.00
2011-11-01	700	Tencent	D	-2.87	0.20	ARG	Airgas Inc	B	1.18	0.00
2011-11-01	EXPD	International Of Washington	D	-2.86	0.00	JOY	Joy Global	B	1.18	0.00
2011-11-01	GMCR	Keurig Green Mountain	C	-1.91	0.10	HRL	Hormel Foods	A	2.38	0.10
2011-11-01	FCX	Freeport-mcmoran	D	-2.89	0.10	APD	Air Products & Chemicals	B	1.19	0.10
2011-11-01	FRX	Forest Laboratories	D	-2.87	0.00	LLY	Eli Lilly	A	2.18	0.00
2011-11-01		Fidelity National Information Services	D	-2.88	0.10	PLL	Pall Corp	B	1.17	0.10
2011-11-01	GNTX	Gentex	C	-1.86	0.10	HOG	Harley-davidson	A	2.29	0.10
2011-11-01		Hill-Rom Holdings	D	-2.89	0.10	DGX	Quest Diagnostics	B	1.19	0.10
2011-11-01	PCLN	The Priceline	C	-1.85	0.80	JWN	Nordstrom	A	2.29	0.80
2011-11-01	QEP	Qep Resources	D	-2.87	0.10	RRC	Range Resources	A	2.35	0.10
2011-11-01	BTE.U	Baytex Energy Trust-Units	C	-1.85	0.00	ARG	Airgas Inc	B	1.18	0.00
2011-11-01	MS	Morgan Stanley	D	-2.91	0.20					
2011-11-01	JEC	Jacobs Engineering	D	-2.88	0.00	NI	Nisource	A	2.45	0.00
2011-11-01	PLCM	Polycom	C	-1.92	0.10	NVLS	Novellus Systems	B	1.21	0.10
2011-11-01	CRM	Salesforce.com	D	-2.84	0.80	YHOO	Yahoo	B	1.20	0.80
2011-11-01	LRCX	Lam Research	D	-2.88	0.00	LLTC	Linear Technology	B	1.20	0.00
2011-11-01	INCY	Incyte	D	-2.89	0.00	CNP	Centerpoint Energy	A	2.35	0.00
2011-11-01	SLGN	Silgan	C	-1.87	0.00	D	Dominion Resources	A	2.31	0.00
2011-11-01	NBL	Noble Energy	D	-2.86	2.10	BHI	Baker Hughes	A	2.34	2.10
2011-11-01	ITUB	Itau Unibanco Adr	D	-2.87	0.20	MMC	Marsh & McLennan Cos	A	2.19	0.20
2011-11-01	NCM	Newcrest Mining	D	-2.86	1.10	ARG	Airgas Inc	B	1.18	0.00
2011-11-01	ORCL	Oracle	C	-1.85	1.00	GOOGL	Google Class A	B	1.19	1.00
2011-11-01	PCAR	Paccar	D	-2.87	0.00	VZ	Verizon Communications	A	2.24	0.00
2011-11-01	PVH	Pvh	C	-1.84	0.00	LO	Lorillard	A	2.24	0.00
2011-11-01	EW	Edwards Lifesciences	D	-2.87	0.10	CEG	Constellation Energy	A	2.23	0.10
2011-11-01	SHW	Sherwin-williams	C	-1.85	0.00	GAS	Nicor	A	2.23	0.00
2011-11-01	SLB	Schlumberger	D	-2.88	0.90	EQT	Eqst	A	2.31	0.90
2011-11-01	CHRW	C.h.robinson Worldwide	D	-2.85	0.50	XOM	Exxon Mobil	A	2.22	0.50
2011-11-01	RADL3	Raia Drogasil	D	-2.85	0.00	ARG	Airgas Inc	B	1.18	0.00
2011-11-01	AGK	Aggreko	C	-1.86	0.00	ARG	Airgas Inc	B	1.18	0.00
2011-11-01	SIRO	Sirona Dental Systems	C	-1.87	0.10	HP	Helmerich & Payne	A	2.22	0.10
2011-11-01	VAR	Varian Medical Systems	D	-2.87	0.10	EIX	Edison International	A	2.20	0.10
2011-11-01	WFC	Wells Fargo	D	-2.88	1.60	SPG	Simon Property	A	2.19	1.60
2011-11-01	WMB	Williams Companies	C	-1.85	0.10	NOV	National Oilwell Varco	A	2.31	0.10
2011-11-01	XRAY	Dentsply Sirona	C	-1.85	0.00	PGN	Progress Energy	A	2.20	0.00
2011-11-01	CY	Cypress Semiconductor	C	-1.87	0.00	TLAB	Tellabs	B	1.19	0.00

Date	Ticker	Name	R	SM	W (%)	Ticker	Name	R	SM	W (%)
2011-11-01	TAT	TransAtlantic Petroleum	D	-2.96	0.00					
2011-11-01	EOG	Eog Resources	D	-2.88	0.20	EP	El Paso Corporation	A	2.24	0.20
2011-11-01	MTD	Mettler Toledo International	C	-1.87	0.70	PPL	Ppl	A	2.20	0.70
2011-11-01	OSK	Osisko Mining	D	-2.87	0.00	ARG	Airgas Inc	B	1.18	0.00
2011-11-01	ASML	Asml	C	-1.85	0.10	ARG	Airgas Inc	B	1.18	0.00
2011-11-01	VRTX	Vertex Pharmaceuticals	C	-1.89	0.00	AEE	Ameren	A	2.20	0.00
2011-11-01	ARM	Arm Holdings	C	-1.85	0.60	ARG	Airgas Inc	B	1.18	0.00
2011-11-01	BLK	Blackrock	D	-2.88	0.20	HCP	Hcp	A	2.19	0.20
2011-11-01	A	Agilent Technologies	D	-2.89	0.20	CMS	Cms Energy	A	2.20	0.20
2011-11-01	ATML	Atmel Corp	D	-2.89	0.10	MCHP	Microchip Technology	B	1.19	0.10
2011-11-01	EBAY	Ebay	C	-1.85	0.70	HRB	H.& R.block	A	2.23	0.70
2011-11-01	AVGO	Avago Technologies	C	-1.86	0.40	BRCM	Broadcom Corp	B	1.18	0.40
2011-11-01	VSI	Vitamin Shoppe	C	-1.87	0.10	LTD	L Brands	A	2.23	0.10
2011-11-01	UHS	Universal Health Services	D	-2.88	0.10	DUK	Duke Energy	A	2.20	0.10
2011-11-01	ARIA	Ariad Pharmaceutic	C	-1.82	0.00	FTI	Fmc Technologies	A	2.20	0.00
2011-11-01	UNH	Unitedhealth	C	-1.86	0.50	PNW	Pinnacle West Capital	A	2.19	0.50
2011-11-01	GILD	Gilead Sciences	C	-1.84	1.10	XEL	Xcel Energy	A	2.19	1.10
2011-11-01	WCG	Wellcare Health Plans	C	-1.86	0.00	FE	Firstenergy	A	2.19	0.00
2011-11-01	CACC	Credit Acceptance	C	-1.87	0.00	AIZ	Assurant	B	1.20	0.00
2011-11-01	H	Hyatt Hotels	D	-2.88	0.00	BIG	Big Lots	A	2.21	0.00
2011-11-01	CTRP	Ctrip.com International Adr	D	-2.89	0.10	HD	The Home Depot	A	2.21	0.10
2011-11-01	SLH	Solera Holdings	C	-1.86	0.10	TER	Teradyne	B	1.18	0.10
2011-11-01	HBI	Hanesbrands	C	-1.87	0.00	HSY	The Hershey	A	2.21	0.00
2011-11-01	MTB	M&t Bank	D	-2.87	0.00	TMK	Torchmark	B	1.20	0.00
2011-11-01	1880	Belle International	C	-1.86	0.00	ARG	Airgas Inc	B	1.18	0.00
2011-11-01	OGXP3	OGX Petroleo e Gas Participacoes S/A	D	-2.90	0.00					
2011-11-01	JPM	Jpmorgan Chase	D	-2.89	0.40	XL	XL	B	1.19	0.40
2011-11-01	SYK	Stryker	D	-2.88	0.00	AEP	American Electric Power	A	2.19	0.00
2011-11-01	WTW	Weight Watchers International	C	-1.86	0.10	KR	Kroger	A	2.19	0.10
2011-11-01	BG.	Bg	C	-1.86	0.10	ARG	Airgas Inc	B	1.18	0.00
2011-11-01	DKS	Dick's Sporting Goods	C	-1.85	0.00	TGT	Target	A	2.19	0.00
2011-11-01		Novo-Nordisk B	D	-2.86	0.60	ARG	Airgas Inc	B	1.18	0.00
2011-11-01	EL	Estee Lauder Companies	C	-1.85	0.80	TSN	Tyson Foods	A	2.20	0.80
2011-11-01	WCN	Waste Connections	D	-2.87	0.10	ED	Consolidated Edison	A	2.19	0.10
2011-11-01	NTAP	Netapp	D	-2.89	0.10	LXK	Lexmark Intl	B	1.18	0.10
2011-11-01	WAT	Waters	C	-1.87	0.40	POM	Pepco Holdings	A	2.19	0.40
2011-11-01	C	Citigroup	D	-2.91	0.60					
2011-11-01	MCHX	Marchex	C	-1.87	0.00	SHLD	Sears	B	1.25	0.00
2011-11-01	KIRK	Kirkland's	D	-2.89	0.00	KMX	Carmax	B	1.21	0.00
2011-11-01	MELI	Mercadolibre	D	-2.89	0.10	JCP	Jc Penney	B	1.21	0.10
2011-11-01	AVAV	Aerovironment	C	-1.86	0.00	SO	Southern	A	2.19	0.00
2011-11-01	ANSS	Ansys	C	-1.85	0.10	HNZ	Heinz	A	2.18	0.10
2011-11-01	PEGA	Pegasystems	C	-1.87	0.00	SCG	Scana	A	2.18	0.00
2011-11-01	SRCL	Stericycle	C	-1.86	0.40	DTE	Dte Energy	A	2.18	0.40
2011-11-01	PM	Philip Morris International	C	-1.84	0.10	RAI	Reynolds American	A	2.19	0.10
2011-11-01	CHKP	Check Point Software Technologies	C	-1.85	0.70	PEG	Public Service Enterprise	A	2.17	0.70
2011-11-01	IVN	Turquoise Hill Resources	D	-2.88	0.50	ARG	Airgas Inc	B	1.18	0.00
2011-11-01	ASC	Asos	C	-1.90	0.10	ARG	Airgas Inc	B	1.18	0.00
2011-11-01	SWKS	Skyworks Solutions	D	-2.90	0.30	HAR	Harman Ind Inc	B	1.27	0.30
2011-11-01	APKT	Acme Packet	D	-2.91	0.10					
2011-11-01	WYNN	Wynn Resorts	C	-1.87	0.20	OMC	Omnicom	B	1.20	0.20

Date	Ticker	Name	R	SM	W (%)	Ticker	Name	R	SM	W (%)
2011-11-01	1066	Shandong Weigao Group Medical Polymer	D	-2.89	0.10	ARG	Airgas Inc	B	1.18	0.00
2011-11-01	NVS	Novartis Adr	D	-2.86	0.10	DHI	D.r. Horton International	B	1.21	0.10
2011-11-01	RRGB	Red Robin Gourmet Burgers	C	-1.89	0.00	IGT	Game Technology PLC	B	1.18	0.00
2011-11-01	BRBY	Burberry	C	-1.86	0.20	ARG	Airgas Inc	B	1.18	0.00
2011-11-01	HDB	Hdfc Bank Adr	D	-2.84	0.00	EFX	Equifax	B	1.19	0.00
2011-11-01	ADM	Admiral	D	-2.89	0.20	ARG	Airgas Inc	B	1.18	0.00
2011-11-01	WYN	Wyndham Worldwide	C	-1.85	0.00	DRI	Darden Restaurants	B	1.18	0.00
2011-11-01	WLL	Whiting Petroleum	D	-2.90	0.00					
2011-11-01	N	Netsuite	C	-1.85	0.00	DO	Diamond Offshore Drilling	B	1.20	0.00
2011-11-01	QLIK	Qlik Technologies	C	-1.84	0.10		Berkshire Hathaway B	B	1.19	0.10
2011-11-01	WBMD	Webmd Health	D	-2.90	0.00					
2011-11-01	BIDU	Baidu Adr	C	-1.86	0.40	ETR	Entergy	B	1.19	0.40
2011-11-01	RVBD	Riverbed Technology	D	-2.90	0.10	L	Loews	B	1.19	0.10
2011-11-01	151	Want Want China	C	-1.85	0.20	ARG	Airgas Inc	B	1.18	0.00
2011-11-01	GTATQ	GT Advanced Technologies	C	-1.92	0.00	STZ	Constellation Brands	B	1.19	0.00
2011-11-01	LULU	Lululemon Athletica	C	-1.86	0.00	GPC	Genuine Parts	A	2.19	0.00
2011-11-01	MAPP	MAP Pharmaceuticals	D	-2.86	0.00	VTR	Ventas	B	1.19	0.00
2011-11-01	SNI	Scripps Networks Interactive	D	-2.87	0.20	CINF	Cincinnati Financial	B	1.18	0.20
2011-11-01	KAR	Kar Auction Services	C	-1.89	0.00	CPB	Campbell Soup	B	1.18	0.00
2011-11-01	AVEO	AVEO Pharmaceuticals	C	-1.88	0.00	TEG	Integrays Energy	B	1.18	0.00
2011-11-01	CNQ	Canadian Natural Resources	D	-2.89	0.20	ARG	Airgas Inc	B	1.18	0.00
2011-11-01	MDLZ	Mondelez International	C	-1.84	0.10	MO	Altria	A	2.19	0.10
2011-11-01	AVGO	Broadcom	C	-1.86	0.10	PBCT	People's United Financial	B	1.18	0.10
2011-11-01	TIVO	Tivo	D	-2.87	0.20	USB	Us Bancorp	B	1.18	0.20
2011-11-01	BIRG	Bank Of Ireland	D	-2.99	0.30					
2011-12-01	APH	Amphenol	D	-2.87	0.70	GR	Goodrich	A	2.77	0.70
2011-12-01	APOL	Apollo Educat Grp	C	-1.85	0.00	CBS	Cbs	A	2.32	0.00
2011-12-01	ECA	Encana	D	-2.90	0.00					
2011-12-01	MET	Metlife	D	-2.89	0.00	PSA	Public Storage	A	2.45	0.00
2011-12-01	PPO	Polypore International	C	-1.88	0.10	JBL	Jabil Circuit	A	2.24	0.10
2011-12-01	ALTR	Altera Corp.	D	-2.87	0.50	TDC	Teradata	A	2.79	0.50
2011-12-01	ARUN	Aruba Networks	D	-2.90	0.10					
2011-12-01	APA	Apache	D	-2.88	0.10	MRO	Marathon Oil	A	2.39	0.10
2011-12-01	AXP	American Express	C	-1.85	0.00	MCO	Moody's	A	2.22	0.00
2011-12-01	BCR	C R Bard	D	-2.87	0.00	AGN	Allergan	A	2.24	0.00
2011-12-01	BLL	Ball	D	-2.86	0.00	PWR	Quanta Services	A	2.21	0.00
2011-12-01	OCDO	Ocado	D	-2.95	0.00					
2011-12-01	STAN	Standard Chartered	D	-2.88	0.00	D	Dominion Resources	A	2.31	0.00
2011-12-01	27	Galaxy Entertainment	C	-1.88	0.10	CEG	Constellation Energy	A	2.24	0.10
2011-12-01	BBAS3	Banco Do Brasil Sa Bb Brasil	D	-2.88	0.00	XOM	Exxon Mobil	A	2.24	0.00
2011-12-01	CSX	Csx	D	-2.87	0.30	MWV	MeadWestvaco	A	2.21	0.30
2011-12-01	DE	Deere	D	-2.87	0.00	TYC	Tyco International	A	2.21	0.00
2011-12-01	DIS	Walt Disney	D	-2.86	1.90	JWN	Nordstrom	A	2.27	1.90
2011-12-01	EMC	EMC Corp	D	-2.86	0.40	XLNX	Xilinx	A	2.22	0.40
2011-12-01	700	Tencent	D	-2.88	0.10	FTI	Fmc Technologies	A	2.23	0.10
2011-12-01	EXPD	Expeditors International Of Washington	D	-2.87	0.00	TSS	Total System Services	A	2.20	0.00
2011-12-01	GMCR	Keurig Green Mountain	C	-1.92	0.00	HRL	Hormel Foods	A	2.40	0.00
2011-12-01	FCX	Freeport-mcmoran	D	-2.89	0.10	ARG	Airgas Inc	A	2.20	0.10
2011-12-01	FRX	Forest Laboratories	D	-2.88	0.00	BAX	Baxter International	A	2.21	0.00

Date	Ticker	Name	R	SM	W (%)	Ticker	Name	R	SM	W (%)
2011-12-01		Fidelity National Information Services	D	-2.88	0.10	LMT	Lockheed Martin	A	2.19	0.10
2011-12-01	GNTX	Gentex	C	-1.85	0.10	HOG	Harley-davidson	A	2.29	0.10
2011-12-01		Hill-Rom Holdings	D	-2.89	0.10	AET	Aetna	A	2.20	0.10
2011-12-01	QEP	Qep Resources	D	-2.86	0.10	EQT	Eqst	A	2.31	0.10
2011-12-01	MS	Morgan Stanley	D	-2.92	0.10					
2011-12-01	PLCM	Polycom	D	-2.92	0.00	LO	Lorillard	A	2.25	2.70
2011-12-01	KO	Coca-cola	C	-1.84	2.70	SNDK	Sandisk Corp	A	2.21	0.70
2011-12-01	CRM	Salesforce.com	D	-2.86	0.70	ADP	Automatic Data Processing	A	2.19	0.00
2011-12-01	SLGN	Silgan	C	-1.86	0.00	AOC	Aon plc	A	2.21	0.20
2011-12-01	ITUB	Itau Unibanco Adr	D	-2.88	0.20	GAS	Nicor	A	2.23	1.10
2011-12-01	NCM	Newcrest Mining	D	-2.85	1.10	GOOGL	Google Class A	A	2.20	0.90
2011-12-01	ORCL	Oracle	C	-1.85	0.90	FLS	Flowserve	B	1.24	0.00
2011-12-01	PCAR	Paccar	D	-2.87	0.00	PFE	Pfizer	A	2.20	0.00
2011-12-01	EW	Edwards Lifesciences	D	-2.88	0.00	PH	Parker-hannifin	B	1.23	0.00
2011-12-01	SHW	Sherwin-williams	C	-1.84	0.00	HP	Helmerich & Payne	A	2.25	0.90
2011-12-01	SLB	Schlumberger	D	-2.87	0.90	MAS	Masco	B	1.23	0.50
2011-12-01	CHRW	C.h.robinson Worldwide	D	-2.85	0.50	TSO	Tesoro	A	2.22	0.10
2011-12-01	AGK	Aggreko	C	-1.85	0.10	BEAM	Beam Inc	A	2.22	0.00
2011-12-01	UL	Unilever Adr	C	-1.84	0.00	NDAQ	Nasdaq	A	2.21	1.70
2011-12-01	WFC	Wells Fargo	D	-2.87	1.70	AEE	Ameren	A	2.22	0.20
2011-12-01	NGD	New Gold	C	-1.87	0.20	ROK	Rockwell Automation	B	1.23	0.80
2011-12-01	MTD	Mettler Toledo International	C	-1.86	0.80	RAI	Reynolds American	A	2.21	0.00
2011-12-01	OSK	Osisko Mining	D	-2.88	0.00	AIZ	Assurant	A	2.21	0.10
2011-12-01	BLK	Blackrock	D	-2.87	0.10	JEC	Jacobs Engineering	B	1.22	0.10
2011-12-01	A	Agilent Technologies	D	-2.88	0.10	HRB	H.& R.block	A	2.25	0.70
2011-12-01	EBAY	Ebay	C	-1.86	0.70	MSFT	Microsoft	A	2.18	0.30
2011-12-01	AVGO	Avago Technologies	C	-1.86	0.30	HD	The Home Depot	A	2.23	0.10
2011-12-01	VSI	Vitamin Shoppe	C	-1.87	0.10	VZ	Verizon Communications	A	2.25	0.00
2011-12-01	VOD	Vodafone Adr	C	-1.85	0.00	LLY	Eli Lilly	A	2.19	0.10
2011-12-01	UHS	Universal Health Services	D	-2.88	0.10	PGN	Progress Energy	A	2.21	0.00
2011-12-01	EXX	Exxaro Resources	C	-1.85	0.00	MHS	Medco Health Solutions	B	1.21	0.50
2011-12-01	UNH	Unitedhealth	C	-1.85	0.50	DGX	Quest Diagnostics	B	1.21	1.00
2011-12-01	GILD	Gilead Sciences	C	-1.85	1.00	BIG	Big Lots	A	2.23	0.00
2011-12-01	H	Hyatt Hotels	D	-2.88	0.00	AKAM	Akamai Technologies	B	1.26	0.10
2011-12-01	SLH	Solera Holdings	D	-2.87	0.10	MMC	Marsh & McLennan Cos	A	2.20	0.00
2011-12-01	MTB	M&t Bank	D	-2.87	0.00	HSY	The Hershey	A	2.21	0.10
2011-12-01	MML	Medusa Mining	C	-1.87	0.10	PNW	Pinnacle West Capital	A	2.21	0.00
2011-12-01	1880	Belle International	C	-1.86	0.00	USB	Us Bancorp	A	2.19	0.30
2011-12-01	JPM	Jpmorgan Chase	D	-2.89	0.30	MDT	Medtronic	B	1.19	0.00
2011-12-01	SYK	Stryker	D	-2.87	0.00	LTD	L Brands	A	2.22	0.10
2011-12-01	WTW	Weight Watchers International	C	-1.88	0.10	ETN	Eaton Corp PLC	B	1.22	0.10
2011-12-01	WCN	Waste Connections	D	-2.87	0.10	ADSK	Autodesk	B	1.22	0.00
2011-12-01	NTAP	Netapp	D	-2.90	0.00	XRAY	Dentsply Intl	B	1.18	0.50
2011-12-01	WAT	Waters	D	-2.87	0.50					
2011-12-01	C	Citigroup	D	-2.91	0.40					
2011-12-01	322	Tingyi (cayman Islands)	C	-1.84	0.10	CMS	Cms Energy	A	2.21	0.10
2011-12-01	SRCL	Stericycle	C	-1.86	0.40	EMR	Emerson Electric	B	1.21	0.40
2011-12-01	INFA	Informatica	D	-2.88	0.40	NVLS	Novellus Systems	B	1.21	0.40
2011-12-01	IVN	Turquoise Hill Resources	D	-2.88	0.50	PPL	Ppl	A	2.20	0.50
2011-12-01	ASC	Asos	D	-2.91	0.00					
2011-12-01	SWKS	Skyworks Solutions	D	-2.91	0.20					
2011-12-01	APKT	Acme Packet	D	-2.92	0.10					
2011-12-01	WYNN	Wynn Resorts	C	-1.88	0.10	NX	Twenty-First Century Fox Inc	A	2.21	0.10

Date	Ticker	Name	R	SM	W (%)	Ticker	Name	R	SM	W (%)
2011-12-01	1066	Shandong Weigao Group Medical Polymer	D	-2.91	0.00					
2011-12-01	NVS	Novartis Adr	D	-2.86	0.10	PDCO	Patterson Companies	B	1.18	0.10
2011-12-01	CRR	Carbo Ceramics	C	-1.87	0.00	EP	El Paso Corporation	A	2.25	0.00
2011-12-01	BRBY	Burberry	C	-1.86	0.20	GPC	Genuine Parts	A	2.20	0.20
2011-12-01	HDB	Hdfc Bank Adr	D	-2.86	0.00	HCP	Hcp	A	2.19	0.00
2011-12-01	ADM	Admiral	D	-2.91	0.10					
2011-12-01	EDU	New Oriental Education & Technology Adr	C	-1.88	0.20	CVS	Cvs Health	A	2.20	0.20
2011-12-01	PAY	Verifone Systems	C	-1.87	0.00	YHOO	Yahoo	B	1.21	0.00
2011-12-01	BRML3	Br Malls Participacoes	C	-1.84	0.30	BF.B	Brown-forman	A	2.20	0.30
2011-12-01	BIDU	Baidu Adr	C	-1.86	0.30	VRSN	Verisign	B	1.21	0.30
2011-12-01	RVBD	Riverbed Technology	D	-2.89	0.20	LXK	Lexmark Intl	B	1.20	0.20
2011-12-01	LULU	Lululemon Athletica	C	-1.88	0.00	TSN	Tyson Foods	A	2.22	0.00
2011-12-01	MAPP	MAP Pharmaceuticals	D	-2.86	0.00	NI	Nisource	A	2.48	0.00
2011-12-01	SNI	Scripps Networks Interactive	D	-2.88	0.20	KR	Kroger	A	2.20	0.20
2011-12-01	BTO	B2gold	C	-1.86	0.00	XEL	Xcel Energy	A	2.20	0.00
2011-12-01	3092	Start Today	C	-1.88	0.00	DUK	Duke Energy	A	2.20	0.00
2011-12-01	AVEO	AVEO Pharmaceuticals	C	-1.87	0.00	CNP	Centerpoint Energy	A	2.34	0.00
2011-12-01	AVGO	Broadcom	C	-1.86	0.00	ADBE	Adobe Systems	B	1.19	0.00
2011-12-01	BIRG	Bank Of Ireland	D	-2.99	0.20					
2012-01-02	ECA	Encana	D	-2.91	0.00	PSA	Public Storage	A	2.47	0.00
2012-01-02	MET	Metlife	D	-2.89	0.00	GR	Goodrich	A	2.78	0.10
2012-01-02	PPO	Polypore International	C	-1.89	0.10	NI	Nisource	A	2.50	0.50
2012-01-02	ELD	Eldorado Gold	C	-1.89	0.50					
2012-01-02	ARUN	Aruba Networks	D	-2.91	0.10	MRO	Marathon Oil	A	2.41	0.10
2012-01-02	APA	Apache	D	-2.89	0.10	PRGO	Perrigo Company plc	A	2.29	0.00
2012-01-02	BCR	C R Bard	D	-2.87	0.00	RHI	Robert Half International	A	2.24	0.00
2012-01-02	BLL	Ball	D	-2.85	0.00					
2012-01-02	OCDO	Ocado	D	-2.97	0.00	TDC	Teradata	A	2.71	0.40
2012-01-02	CERN	Cerner	C	-1.86	0.40	CNP	Centerpoint Energy	A	2.34	0.10
2012-01-02	27	Galaxy Entertainment	C	-1.89	0.10	D	Dominion Resources	A	2.32	0.00
2012-01-02	BBAS3	Banco Do Brasil Sa Bb Brasil	D	-2.88	0.00	JBL	Jabil Circuit	A	2.23	0.30
2012-01-02	CSX	Csx	D	-2.87	0.30	PWR	Quanta Services	A	2.22	0.00
2012-01-02	DE	Deere	D	-2.87	0.00	MMI	Motorola Mobility Holdings	A	2.31	0.20
2012-01-02	DELL	Dell	C	-1.86	0.20	NVLS	Novellus Systems	A	2.25	0.10
2012-01-02	ATHN	Athenahealth	C	-1.88	0.10	GOOGL	Google Class A	A	2.21	0.40
2012-01-02	EMC	EMC Corp	D	-2.87	0.40	HOG	Harley-davidson	A	2.30	0.00
2012-01-02	700	Tencent	D	-2.88	0.00	ARG	Airgas Inc	A	2.21	0.10
2012-01-02	FCX	Freeport-mcmoran	D	-2.90	0.10	AGN	Allergan	A	2.25	0.00
2012-01-02	FRX	Forest Laboratories	D	-2.87	0.00					
2012-01-02		Fidelity National Information Services	D	-2.87	0.10	CTAS	Cintas	A	2.22	0.10
2012-01-02	QEP	Qep Resources	D	-2.87	0.10	CVX	Chevron	A	2.31	0.10
2012-01-02	MS	Morgan Stanley	D	-2.92	0.00					
2012-01-02	KO	Coca-cola	C	-1.84	2.90	HRL	Hormel Foods	A	2.39	2.90
2012-01-02	CRM	Salesforce.com	D	-2.88	0.50	XLNX	Xilinx	A	2.21	0.50
2012-01-02	SLGN	Silgan	C	-1.86	0.00	MWV	MeadWestvaco	A	2.21	0.00
2012-01-02	NCM	Newcrest Mining	D	-2.88	0.80	VZ	Verizon Communications	A	2.26	0.80
2012-01-02	ORCL	Oracle	C	-1.88	0.50	YHOO	Yahoo	A	2.21	0.50
2012-01-02	PCAR	Paccar	D	-2.88	0.00	TYC	Tyco International	A	2.21	0.00
2012-01-02	EW	Edwards Lifesciences	D	-2.87	0.00	PFE	Pfizer	A	2.21	0.00
2012-01-02	SLB	Schlumberger	D	-2.88	0.70	EQT	Eqst	A	2.28	0.70
2012-01-02	CPHD	Cepheid	C	-1.86	0.00	AET	Aetna	A	2.20	0.00

Date	Ticker	Name	R	SM	W (%)	Ticker	Name	R	SM	W (%)
2012-01-02	AMZN	Amazon.com	C	-1.88	1.50	CBS	Cbs	A	2.34	1.50
2012-01-02	NGD	New Gold	C	-1.88	0.20	LEN	Lennar	A	2.26	0.20
2012-01-02	G	Goldcorp	C	-1.86	0.90	LO	Lorillard	A	2.26	0.90
2012-01-02	MTD	Mettler Toledo International	C	-1.87	0.70	R	Ryder System	A	2.21	0.70
2012-01-02	OSK	Osisko Mining	D	-2.89	0.00	HP	Helmerich & Payne	A	2.25	0.00
2012-01-02	A	Agilent Technologies	D	-2.89	0.00	ADP	Automatic Data Processing	A	2.20	0.00
2012-01-02	EBAY	Ebay	C	-1.84	0.60	JWN	Nordstrom	A	2.29	0.60
2012-01-02	AVGO	Avago Technologies	C	-1.86	0.30	SNDK	Sandisk Corp	A	2.21	0.30
2012-01-02	VSI	Vitamin Shoppe	C	-1.86	0.10	HRB	H.& R.block	A	2.26	0.10
2012-01-02	UHS	Universal Health Services	D	-2.89	0.00	BAX	Baxter International	A	2.20	0.00
2012-01-02	4755	Rakuten	C	-1.85	0.00	GT	Goodyear Tire & Rubber	A	2.25	0.00
2012-01-02	ABX	Barrick Gold	C	-1.86	0.00	XOM	Exxon Mobil	A	2.25	0.00
2012-01-02	SLH	Solera Holdings	D	-2.88	0.10	LXK	Lexmark Intl	A	2.19	0.10
2012-01-02	MML	Medusa Mining	D	-2.90	0.10					
2012-01-02	1880	Belle International	C	-1.87	0.00	CEG	Constellation Energy	A	2.24	0.00
2012-01-02	JPM	Jpmorgan Chase	D	-2.88	0.30	AIZ	Assurant	A	2.22	0.30
2012-01-02	WTW	Weight Watchers International	C	-1.89	0.00	HD	The Home Depot	A	2.25	0.00
2012-01-02	ACT	Actavis	C	-1.86	0.20	JNJ	Johnson & Johnson	A	2.18	0.20
2012-01-02	WCN	Waste Connections	D	-2.87	0.10	TSS	Total System Services	A	2.20	0.10
2012-01-02	WAT	Waters	D	-2.88	0.40	ESRX	Express Scripts Holding	B	1.21	0.40
2012-01-02	C	Citigroup	D	-2.91	0.30					
2012-01-02	SRCL	Stericycle	C	-1.86	0.30	LMT	Lockheed Martin	A	2.20	0.30
2012-01-02		Anhanguera Educacional Participacoes	D	-2.92	0.00					
2012-01-02	LVS	Las Vegas Sands	C	-1.87	0.30	LOW	Lowe's Companies	A	2.22	0.30
2012-01-02	INFA	Informatica	D	-2.90	0.30	MSFT	Microsoft	A	2.18	0.30
2012-01-02	SWKS	Skyworks Solutions	D	-2.91	0.20					
2012-01-02	APKT	Acme Packet	D	-2.93	0.00					
2012-01-02	WYNN	Wynn Resorts	C	-1.89	0.00	NX	Twenty-First Century Fox Inc	A	2.22	0.00
2012-01-02	CRR	Carbo Ceramics	C	-1.89	0.00	EP	El Paso Corporation	A	2.26	0.00
2012-01-02	BRBY	Burberry	C	-1.87	0.20	FTI	Fmc Technologies	A	2.23	0.20
2012-01-02	HDB	Hdfc Bank Adr	D	-2.86	0.00	AOC	Aon plc	A	2.22	0.00
2012-01-02	ADM	Admiral	D	-2.92	0.10					
2012-01-02	EDU	New Oriental Education & Technology Adr	C	-1.88	0.20	BIG	Big Lots	A	2.22	0.20
2012-01-02		Br Malls Participacoes	C	-1.84	0.30	HSY	The Hershey	A	2.22	0.30
2012-01-02	BRML3	Participacoes	C	-1.88	0.20	VRSN	Verisign	B	1.22	0.20
2012-01-02	BIDU	Baidu Adr	C	-1.88	0.20	APOL	Apollo Educat Grp	A	2.21	0.00
2012-01-02	EXPE	Expedia	C	-1.85	0.00	TSN	Tyson Foods	A	2.22	0.00
2012-01-02	BTO	B2gold	C	-1.88	0.00	EFX	Equifax	A	2.22	0.60
2012-01-02	FNV	Franco-nevada	C	-1.86	0.60	BEAM	Beam Inc	A	2.22	0.00
2012-01-02	3092	Start Today	C	-1.86	0.00	WDC	Western Digital	B	1.21	0.00
2012-01-02	AVGO	Broadcom	C	-1.86	0.00					
2012-02-01	ECA	Encana	D	-2.91	0.00					
2012-02-01	PPO	Polypore International	D	-2.90	0.10	GR	Goodrich	A	2.79	0.10
2012-02-01	ELD	Eldorado Gold	D	-2.88	0.50	NI	Nisource	A	2.50	0.50
2012-02-01	ARUN	Aruba Networks	D	-2.89	0.10	MMI	Motorola Mobility Holdings	A	2.31	0.10
2012-02-01	VMW	Vmware	C	-1.84	0.20	NVLS	Novellus Systems	A	2.30	0.20
2012-02-01	OCDO	Ocado	D	-2.94	0.00					
2012-02-01	CERN	Cerner	C	-1.86	0.30	XLNX	Xilinx	A	2.24	0.30
2012-02-01	ATHN	Athenahealth	C	-1.86	0.10	TER	Teradyne	A	2.24	0.10
2012-02-01	MS	Morgan Stanley	D	-2.90	0.00	PSA	Public Storage	A	2.48	0.00
2012-02-01	CRM	Salesforce.com	D	-2.85	0.50	VRSN	Verisign	A	2.23	0.50
2012-02-01	NEM	Newmont Mining	C	-1.86	0.20	PX	Praxair	A	2.22	0.20
2012-02-01	NCM	Newcrest Mining	D	-2.86	0.80	MRO	Marathon Oil	A	2.44	0.80
2012-02-01	ORCL	Oracle	D	-2.87	0.40	LXK	Lexmark Intl	A	2.21	0.40
2012-02-01	QSII	Quality Systems	D	-2.86	0.10	MCHP	Microchip Technology	A	2.21	0.10

Date	Ticker	Name	R	SM	W (%)	Ticker	Name	R	SM	W (%)
2012-02-01	CHRW	C.h.robinson Worldwide	D	-2.85	0.30	VMC	Vulcan Materials Co	A	2.28	0.30
2012-02-01	AMZN	Amazon.com	C	-1.88	1.40	CBS	Cbs	A	2.36	1.40
2012-02-01	TIBX	TIBCO Software	C	-1.86	0.00	YHOO	Yahoo	A	2.21	0.00
2012-02-01	NGD	New Gold	C	-1.86	0.30	D	Dominion Resources	A	2.31	0.30
2012-02-01	G	Goldcorp	C	-1.86	0.80	CVX	Chevron	A	2.30	0.80
2012-02-01	MIC	Millicom	C	-1.85	0.10	LEN	Lennar	A	2.29	0.10
2012-02-01	SDB	International Cellular	C	-1.85	0.10	NWL	Newell Brands	A	2.28	0.60
2012-02-01	ARM	Arm Holdings	C	-1.85	0.60	SNDK	Sandisk Corp	A	2.20	0.30
2012-02-01	AVGO	Avago Technologies	C	-1.83	0.30	PRGO	Perrigo Company plc	A	2.29	0.00
2012-02-01	UHS	Universal Health Services	D	-2.88	0.00	HP	Helmerich & Payne	A	2.27	0.00
2012-02-01	4755	Rakuten	C	-1.86	0.00	GOOGL	Google Class A	A	2.19	0.10
2012-02-01	SLH	Solera Holdings	D	-2.87	0.10	JBL	Jabil Circuit	A	2.28	1.00
2012-02-01	ACN	Accenture Cl A	C	-1.85	1.00	FLS	Flowserve	A	2.27	0.00
2012-02-01	IPGP	Ipg Photonics	D	-2.88	0.00	EP	El Paso Corporation	A	2.27	0.10
2012-02-01	MML	Medusa Mining	D	-2.88	0.10	HD	The Home Depot	A	2.26	0.00
2012-02-01	3632	Gree	C	-1.86	0.00	SUN	Sunoco	A	2.26	0.10
2012-02-01	BIR	Birchcliff Energy	C	-1.85	0.10	JWN	Nordstrom	A	2.29	0.10
2012-02-01	MCK	Mckesson	C	-1.84	0.10	VZ	Verizon Communications	A	2.25	0.10
2012-02-01	ASR	Alacer Gold	C	-1.88	0.10	AGN	Allergan	A	2.25	0.30
2012-02-01	ACT	Actavis	C	-1.86	0.30	MCO	Moody's	A	2.23	0.30
2012-02-01	C	Citigroup	D	-2.90	0.30	JEC	Jacobs Engineering	A	2.24	0.00
2012-02-01	1211	Byd	D	-2.94	0.00					
2012-02-01	AVAV	Aerovironment	C	-1.86	0.00					
2012-02-01		Anhanguera Educacional Participacoes	D	-2.91	0.00					
2012-02-01	INFA	Informatica	D	-2.88	0.30	MU	Micron Technology	B	1.30	0.30
2012-02-01	IVN	Turquoise Hill Resources	D	-2.88	0.10	XOM	Exxon Mobil	A	2.25	0.10
2012-02-01	APKT	Acme Packet	D	-2.93	0.00					
2012-02-01	ADM	Admiral	D	-2.91	0.10					
2012-02-01	EDU	New Oriental Education & Technology Adr	D	-2.88	0.10	HRB	H.& R.block	A	2.27	0.10
2012-02-01	QLIK	Qlik Technologies	C	-1.84	0.00	WDC	Western Digital	B	1.26	0.00
2012-02-01	BIDU	Baidu Adr	C	-1.87	0.10	LSI	LSI	B	1.26	0.10
2012-02-01	MAPP	MAP Pharmaceuticals	D	-2.84	0.00	BAX	Baxter International	A	2.23	0.00
2012-02-01	MAKO	MAKO Surgical Corp.	C	-1.85	0.00	MHS	Medco Health Solutions	A	2.23	0.00
2012-02-01	DPS	Dr Pepper Snapple	C	-1.85	0.10	HRL	Hormel Foods	A	2.39	0.10
2012-02-01	BTO	B2gold	C	-1.85	0.00	SWK	Stanley Black & Decker	A	2.25	0.00
2012-02-01	EDEN	Edenred	D	-2.84	0.00	LO	Lorillard	A	2.24	0.00
2012-03-01	DNA	Dalradian Resources	C	-1.87	0.00	NI	Nisource	A	2.51	0.00
2012-03-01	ELD	Eldorado Gold	D	-2.88	0.40	MRO	Marathon Oil	A	2.48	0.40
2012-03-01	ARUN	Aruba Networks	D	-2.85	0.10	MU	Micron Technology	A	2.34	0.10
2012-03-01	NG	Novagold Resources	D	-2.87	0.10	CVX	Chevron	A	2.32	0.10
2012-03-01	VMW	Vmware	C	-1.82	0.20	MMI	Motorola Mobility Holdings	A	2.31	0.20
2012-03-01	AU	Anglogold Ashanti Adr	D	-2.85	0.10	DOW	Dow Chemical	A	2.26	0.10
2012-03-01	9432	Nippon Telegraph & Telephone Corp Ntt	C	-1.84	0.10	RF	Regions Financial	A	2.32	0.10
2012-03-01	GNTX	Gentex	C	-1.87	0.10	HAR	Harman Ind Inc	A	2.32	0.10
2012-03-01	NEM	Newmont Mining	C	-1.86	0.10	EMN	Eastman Chemical	A	2.25	0.10
2012-03-01	NCM	Newcrest Mining	D	-2.87	0.70	DNR	Denbury Resources	A	2.31	0.70
2012-03-01	ORCL	Oracle	D	-2.86	0.30	NVLS	Novellus Systems	A	2.28	0.30
2012-03-01	CHRW	C.h.robinson Worldwide	D	-2.84	0.20	GR	Goodrich	A	2.79	0.20
2012-03-01	AMZN	Amazon.com	C	-1.88	1.10	CBS	Cbs	A	2.38	1.10
2012-03-01	TIBX	TIBCO Software	C	-1.84	0.00	LSI	LSI	A	2.28	0.00

Date	Ticker	Name	R	SM	W (%)	Ticker	Name	R	SM	W (%)
2012-03-01	NGD	New Gold	C	-1.86	0.30	GNW	Genworth Financial	A	2.31	0.30
2012-03-01	MIC SDB	Millicom International Cellular	C	-1.84	0.10	D	Dominion Resources	A	2.31	0.10
2012-03-01	ARM	Arm Holdings	C	-1.86	0.60	TXT	Textron	A	2.31	0.60
2012-03-01		Bank Central Asia	C	-1.85	0.00	LNC	Lincoln National	A	2.30	0.00
2012-03-01	BBBY	Bed Bath & Beyond	C	-1.84	0.70	JWN	Nordstrom	A	2.31	0.70
2012-03-01	SLH	Solera Holdings	D	-2.87	0.00	AMD	Advanced Micro Devices	A	2.28	0.00
2012-03-01	ACN	Accenture Cl A	C	-1.84	0.90	JBL	Jabil Circuit	A	2.31	0.90
2012-03-01	MML	Medusa Mining	D	-2.87	0.10	OI	Owens Illinois Rg	A	2.29	0.10
2012-03-01	3632	Gree	C	-1.85	0.00	MAS	Masco	A	2.29	0.00
2012-03-01	BIR	Birchcliff Energy	C	-1.88	0.10	FHN	First Horizon National	A	2.28	0.10
2012-03-01	MCK	Mckesson	C	-1.84	0.10	HD	The Home Depot	A	2.28	0.10
2012-03-01	ASR	Alacer Gold	C	-1.87	0.00	FLS	Flowserve	A	2.28	0.00
2012-03-01	ACT	Actavis	C	-1.86	0.20	PRGO	Perrigo Company plc	A	2.32	0.20
2012-03-01	C	Citigroup	D	-2.89	0.30	PSA	Public Storage	A	2.47	0.30
2012-03-01	322	Tingyi (cayman Islands)	C	-1.84	0.10	VMC	Vulcan Materials Co	A	2.28	0.10
2012-03-01	THS	Treehouse Foods	C	-1.85	0.20	LEN	Lennar	A	2.31	0.20
2012-03-01		Anhanguera Educacional Participacoes	D	-2.91	0.00					
2012-03-01	INFA	Informatica	D	-2.86	0.40	WDC	Western Digital	A	2.27	0.40
2012-03-01	IVN	Turquoise Hill Resources	D	-2.87	0.10	IVZ	Invesco	A	2.28	0.10
2012-03-01	ABC	Amerisourcebergen	D	-2.86	0.00	GPS	Gap	A	2.27	0.00
2012-03-01	ADM	Admiral	D	-2.90	0.10	NWL	Newell Brands	A	2.28	0.10
2012-03-01	EDU	New Oriental Education & Technology Adr	D	-2.87	0.00	HRB	H.& R.block	A	2.26	0.00
2012-03-01	LOGM	Logmein	C	-1.86	0.10	ADSK	Autodesk	A	2.25	0.10
2012-03-01	BIDU	Baidu Adr	C	-1.86	0.10	XLNX	Xilinx	A	2.24	0.10
2012-03-01	151	Want Want China	C	-1.85	0.10	EP	El Paso Corporation	A	2.28	0.10
2012-03-01	DPS	Dr Pepper Snapple	C	-1.85	0.10	LO	Lorillard	A	2.29	0.10
2012-04-02	DNA	Dalradian Resources	C	-1.90	0.00	NI	Nisource	A	2.52	0.00
2012-04-02	ELD	Eldorado Gold	D	-2.89	0.20	PSA	Public Storage	A	2.48	0.20
2012-04-02	NG	Novagold Resources	D	-2.89	0.10	MRO	Marathon Oil	A	2.45	0.10
2012-04-02	CSX	Csx	C	-1.83	0.10	GR	Goodrich	A	2.79	0.10
2012-04-02	9432	Nippon Telegraph & Telephone Corp Ntt	C	-1.85	0.00	CBS	Cbs	A	2.42	0.00
2012-04-02	NCM	Newcrest Mining	D	-2.88	0.40	SHLD	Sears	A	2.36	0.40
2012-04-02	RGLD	Royal Gold	C	-1.86	0.10	DOW	Dow Chemical	A	2.27	0.10
2012-04-02	CHRW	C.h.robinson Worldwide	D	-2.84	0.10	MAS	Masco	A	2.32	0.10
2012-04-02	NGD	New Gold	C	-1.88	0.20	RF	Regions Financial	A	2.36	0.20
2012-04-02	FFH	Fairfax Financial	C	-1.85	0.10	JWN	Nordstrom	A	2.33	0.10
2012-04-02	G	Goldcorp	D	-2.84	0.50	BAC	Bank Of America	A	2.32	0.50
2012-04-02	ARM	Arm Holdings	C	-1.84	0.60	CVX	Chevron	A	2.32	0.60
2012-04-02	MML	Medusa Mining	D	-2.88	0.10	TXT	Textron	A	2.32	0.10
2012-04-02	3632	Gree	C	-1.88	0.00	D	Dominion Resources	A	2.31	0.00
2012-04-02	BIR	Birchcliff Energy	D	-2.92	0.10					
2012-04-02	ASR	Alacer Gold	C	-1.89	0.00	MMI	Motorola Mobility Holdings	A	2.31	0.00
2012-04-02	322	Tingyi (cayman Islands)	C	-1.84	0.00	FHN	First Horizon National	A	2.31	0.00
2012-04-02	THS	Treehouse Foods	C	-1.85	0.20	LEN	Lennar	A	2.35	0.20
2012-04-02	IVN	Turquoise Hill Resources	D	-2.89	0.10	LNC	Lincoln National	A	2.31	0.10
2012-04-02	APKT	Acme Packet	D	-2.94	0.00					
2012-04-02	LOGM	Logmein	C	-1.86	0.00	MU	Micron Technology	A	2.31	0.00
2012-04-02	AVEO	AVEO Pharmaceuticals	D	-2.88	0.00	PRGO	Perrigo Company plc	A	2.32	0.00
2012-04-02	TOU	Tourmaline Oil	D	-2.89	0.20	HAR	Harman Ind Inc	A	2.30	0.20
2012-05-01	DNA	Dalradian Resources	D	-2.91	0.00					

Date	Ticker	Name	R	SM	W (%)	Ticker	Name	R	SM	W (%)
2012-05-01	ELD	Eldorado Gold	D	-2.89	0.20	NI	Nisource	A	2.54	0.20
2012-05-01	ALTR	Altera Corp.	C	-1.85	0.10	MMI	Motorola Mobility Holdings	A	2.31	0.10
2012-05-01	ARUN	Aruba Networks	D	-2.86	0.00	NVLS	Novellus Systems	A	2.29	0.00
2012-05-01	APC	Anadarko Petroleum	C	-1.86	1.10	MRO	Marathon Oil	A	2.42	1.10
2012-05-01	NG	Novagold Resources	D	-2.89	0.10	PSA	Public Storage	A	2.50	0.10
2012-05-01	BB	Blackberry	D	-2.97	0.00					
2012-05-01	SHP	Shire	C	-1.85	0.20	RF	Regions Financial	A	2.38	0.20
2012-05-01	CSX	Csx	C	-1.83	0.10	GR	Goodrich	A	2.79	0.10
2012-05-01	HUM	Humana	C	-1.85	0.20	PRGO	Perrigo Company plc	A	2.32	0.20
2012-05-01	BTE.U	Baytex Energy Trust-Units	C	-1.85	0.00	LEN	Lennar	A	2.37	0.00
2012-05-01	JCP	Jc Penney	C	-1.86	0.00	CBS	Cbs	A	2.42	0.00
2012-05-01	NCM	Newcrest Mining	D	-2.89	0.30	SUN	Sunoco	A	2.33	0.30
2012-05-01	QSII	Quality Systems	D	-2.86	0.00	AMD	Advanced Micro Devices	A	2.28	0.00
2012-05-01	RGLD	Royal Gold	C	-1.88	0.10	DOW	Dow Chemical	A	2.26	0.10
2012-05-01	CPHD	Cepheid	C	-1.86	0.00	AGN	Allergan	A	2.28	0.00
2012-05-01	CHRW	C.h.robinson Worldwide	D	-2.86	0.10	MAS	Masco	A	2.34	0.10
2012-05-01	MUX	Mcewen Mining	D	-2.89	0.00	EMN	Eastman Chemical	A	2.26	0.00
2012-05-01	NGD	New Gold	C	-1.89	0.20	JWN	Nordstrom	A	2.32	0.20
2012-05-01	FFH	Fairfax Financial	C	-1.85	0.10	D	Dominion Resources	A	2.32	0.10
2012-05-01	G	Goldcorp	D	-2.87	0.30	CVX	Chevron	A	2.32	0.30
2012-05-01	ARM	Arm Holdings	D	-2.87	0.50	HAR	Harman Ind Inc	A	2.32	0.50
2012-05-01	HMSY	Hms	C	-1.88	0.00	ESRX	Express Scripts	A	2.26	0.00
2012-05-01	MML	Medusa Mining	D	-2.87	0.10	WMB	Williams Companies	A	2.30	0.10
2012-05-01	BIR	Birchcliff Energy	D	-2.92	0.10					
2012-05-01	ASR	Alacer Gold	D	-2.89	0.00	LO	Lorillard	A	2.30	0.00
2012-05-01	THS	Treehouse Foods	D	-2.85	0.20	FOSL	Fossil	A	3.00	0.20
2012-05-01	IVN	Turquoise Hill Resources	D	-2.92	0.10					
2012-05-01	PG	Premier Gold Mines	D	-2.87	0.00	DNR	Denbury Resources	A	2.30	0.00
2012-05-01	RVBD	Riverbed Technology	C	-1.89	0.00	WDC	Western Digital	A	2.27	0.00
2012-05-01	FNV	Franco-nevada	C	-1.84	0.70	EP	El Paso Corporation	A	2.30	0.70
2012-05-01	TOU	Tourmaline Oil	D	-2.88	0.20	TXT	Textron	A	2.29	0.20
2012-05-01	ARCO	Arcos Dorados	D	-2.90	0.10	SHLD	Sears	A	2.34	0.10
2012-06-01	ELD	Eldorado Gold	D	-2.91	0.10					
2012-06-01	CTCT	Constant Contact	C	-1.90	0.10	AKAM	Akamai Technologies	A	2.25	0.10
2012-06-01		Bayer	C	-1.86	0.20	RF	Regions Financial	A	2.32	0.20
2012-06-01	APC	Anadarko Petroleum	D	-2.89	0.80	SUN	Sunoco	A	2.31	0.80
2012-06-01	NG	Novagold Resources	D	-2.90	0.10	D	Dominion Resources	A	2.32	0.10
2012-06-01	TAHO	Tahoe Resources	C	-1.88	0.10	DOW	Dow Chemical	A	2.24	0.10
2012-06-01	TLW	Tullow Oil	C	-1.86	0.10	BEAM	Beam Inc	A	2.25	0.10
2012-06-01	TSCO	Tesco	D	-2.88	0.00	SNI	Scripps Networks Interactive	A	2.25	0.00
2012-06-01	MON	Monsanto	C	-1.85	0.30	FOSL	Fossil	A	3.00	0.30
2012-06-01	SHP	Shire	C	-1.87	0.10	EFX	Equifax	A	2.24	0.10
2012-06-01	CVLT	Commvault Systems	C	-1.86	0.00	NVLS	Novellus Systems	A	2.25	0.00
2012-06-01	CSX	Csx	C	-1.85	0.00	GR	Goodrich	A	2.79	0.00
2012-06-01	DCI	Donaldson	C	-1.85	0.00	MAS	Masco	A	2.29	0.00
2012-06-01	CLR	Continental Resources	C	-1.88	0.40	WMB	Williams Companies	A	2.25	0.40
2012-06-01	HUM	Humana	C	-1.87	0.00	PRGO	Perrigo Company plc	A	2.31	0.00
2012-06-01	MCD	Mcdonald's	C	-1.86	2.90	CBS	Cbs	A	2.38	2.90
2012-06-01	NBL	Noble Energy	C	-1.87	2.00	XOM	Exxon Mobil	A	2.23	2.00
2012-06-01	NCM	Newcrest Mining	D	-2.90	0.20					
2012-06-01	OXY	Occidental Petroleum	D	-2.88	0.50	KMI	Kinder Morgan	A	2.23	0.50
2012-06-01	PH	Parker-hannifin	C	-1.86	0.00	IR	Ingersoll-rand	A	2.25	0.00
2012-06-01	RL	Ralph Lauren	C	-1.87	0.20	LO	Lorillard	A	2.27	0.20
2012-06-01	RGLD	Royal Gold	C	-1.85	0.10	PX	Praxair	A	2.22	0.10

Date	Ticker	Name	R	SM	W (%)	Ticker	Name	R	SM	W (%)
2012-06-01	SLB	Schlumberger	D	-2.87	0.30	TSO	Tesoro	A	2.21	0.30
2012-06-01	CPHD	Cepheid	C	-1.87	0.00	AGN	Allergan	A	2.25	0.00
2012-06-01	CHRW	C.h.robinson Worldwide	D	-2.87	0.00	TXT	Texttron	A	2.25	0.00
2012-06-01	NGD	New Gold	D	-2.88	0.30	ALL	Allstate	A	2.24	0.30
2012-06-01	FFH	Fairfax Financial	C	-1.85	0.10	FHN	First Horizon National	A	2.24	0.10
2012-06-01	G	Goldcorp	D	-2.86	0.30	HSY	The Hershey	A	2.24	0.30
2012-06-01	EOG	Eog Resources	C	-1.87	0.40	RRC	Range Resources	A	2.17	0.40
2012-06-01	MRU	Metro Teva	C	-1.85	0.10	BAC	Bank Of America	A	2.23	0.10
2012-06-01	TEVA	Pharmaceutical Industries Adr	C	-1.86	0.00	ESRX	Express Scripts	A	2.24	0.00
2012-06-01	BSX	Boston Scientific	C	-1.85	0.00	DVA	Davita	A	2.22	0.00
2012-06-01	ARM	Arm Holdings	D	-2.87	0.50	IVZ	Invesco	A	2.23	0.50
2012-06-01	CFX	Colfax	C	-1.88	0.00	PKI	Perkinelmer	A	2.25	0.00
2012-06-01	MML	Medusa Mining	D	-2.88	0.10	CINF	Cincinnati Financial	A	2.23	0.10
2012-06-01	BIR	Birchcliff Energy	D	-2.93	0.10					
2012-06-01	ASR	Alacer Gold	D	-2.92	0.00					
2012-06-01	C	Citigroup	C	-1.89	0.10	PSA	Public Storage	A	2.46	0.10
2012-06-01	THS	Treehouse Foods	D	-2.86	0.20	NWL	Newell Brands	A	2.26	0.20
2012-06-01	MELI	Mercadolibre	C	-1.89	0.20	JWN	Nordstrom	A	2.27	0.20
2012-06-01	SRCL	Stericycle	C	-1.84	0.30	ITW	Illinois Tool Works	A	2.23	0.30
2012-06-01	IVN	Turquoise Hill Resources	D	-2.93	0.10					
2012-06-01	PG	Premier Gold Mines	D	-2.87	0.00	LOW	Lowe's Companies	A	2.23	0.00
2012-06-01	1299	Aia	C	-1.86	0.20	STI	Suntrust Banks	A	2.23	0.20
2012-06-01	CXO	Concho Resources	C	-1.88	0.50	NI	Nisource	A	2.52	0.50
2012-06-01	FLDM	Fluidigm	C	-1.86	0.00	PFE	Pfizer	A	2.21	0.00
2012-06-01	FNV	Franco-nevada	C	-1.83	0.80	TYC	Tyco International	A	2.23	0.80
2012-06-01	CNQ	Canadian Natural Resources	D	-2.88	0.10	AIG	American International	A	2.23	0.10
2012-06-01	TOU	Tourmaline Oil	D	-2.89	0.20	LTD	L Brands	A	2.23	0.20
2012-06-01	PVG	Pretium Resources	C	-1.87	0.10	NX	Twenty-First Century Fox Inc	A	2.23	0.10
2012-06-01	ARCO	Arcos Dorados	D	-2.93	0.10					
2012-06-01	BIRG	Bank Of Ireland	C	-1.90	0.20	CCI	Crown Castle Intl Corp	A	2.22	0.20
2012-07-02	ADI	Analog Devices	C	-1.85	0.00	AKAM	Akamai Technologies	A	2.28	0.00
2012-07-02	ELD	Eldorado Gold	D	-2.90	0.10					
2012-07-02	CTCT	Constant Contact	C	-1.91	0.00	KLAC	Kla-tencor	A	2.24	0.00
2012-07-02	APC	Anadarko Petroleum	D	-2.88	0.80	SUN	Sunoco	A	2.32	0.80
2012-07-02	NG	Novagold Resources	D	-2.91	0.10					
2012-07-02	FTNT	Fortinet	C	-1.86	0.10	INTC	Intel	A	2.23	0.10
2012-07-02	TAHO	Tahoe Resources	D	-2.91	0.10					
2012-07-02	TLW	Tullow Oil	C	-1.84	0.10	D	Dominion Resources	A	2.33	0.10
2012-07-02	TSCO	Tesco	D	-2.87	0.00	S	Sprint Nextel	A	2.27	0.00
2012-07-02	SHP	Shire	D	-2.87	0.00	STZ	Constellation Brands	A	2.27	0.00
2012-07-02	DCI	Donaldson	C	-1.86	0.00	GR	Goodrich	A	2.80	0.00
2012-07-02	DHR	Danaher	C	-1.85	1.10	MAS	Masco	A	2.34	1.10
2012-07-02	CLR	Continental Resources	C	-1.88	0.30	WMB	Williams Companies	A	2.25	0.30
2012-07-02	EMC	EMC Corp	C	-1.86	0.30	ADBE	Adobe Systems	A	2.23	0.30
2012-07-02	FITB	Fifth Third Bancorp	C	-1.85	0.10	PSA	Public Storage	A	2.50	0.10
2012-07-02	URBN	Urban Outfitters	C	-1.85	0.00	CBS	Cbs	A	2.42	0.00
2012-07-02	HUM	Humana	C	-1.87	0.00	PRGO	Perrigo Company plc	A	2.36	0.00
2012-07-02	IBM	IBM	C	-1.84	0.60	BMC	BMC Software	A	2.22	0.60
2012-07-02	6954	Fanuc	C	-1.86	0.10	BEAM	Beam Inc	A	2.27	0.10
2012-07-02	MCD	Mcdonald's	C	-1.86	2.80	JWN	Nordstrom	A	2.29	2.80
2012-07-02	MOT	Motorola Solutions	C	-1.85	0.20	CA	Ca	A	2.22	0.20
2012-07-02	NBL	Noble Energy	D	-2.87	2.00	XOM	Exxon Mobil	A	2.25	2.00
2012-07-02	NCM	Newcrest Mining	D	-2.90	0.20					
2012-07-02	OXY	Occidental Petroleum	D	-2.86	0.40	TSO	Tesoro	A	2.23	0.40
2012-07-02	RL	Ralph Lauren	C	-1.87	0.10	MNST	Monster Beverage	A	3.00	0.10
2012-07-02	SIRI	Sirius Xm	C	-1.86	0.00	NX	Twenty-First Century Fox Inc	A	2.28	0.00

Date	Ticker	Name	R	SM	W (%)	Ticker	Name	R	SM	W (%)
2012-07-02	SLB	Schlumberger	D	-2.86	0.20	RRC	Range Resources	A	2.19	0.20
2012-07-02	CHRW	C.h.robinson Worldwide	D	-2.86	0.00	TXT	Textron	A	2.27	0.00
2012-07-02	AGK	Aggreko	C	-1.85	0.00	AIG	American International	A	2.26	0.00
2012-07-02	TPR	Tapestry	C	-1.88	0.00	LO	Lorillard	A	2.30	0.00
2012-07-02	NGD	New Gold	D	-2.88	0.30	STI	Suntrust Banks	A	2.26	0.30
2012-07-02	FFH	Fairfax Financial	C	-1.85	0.10	HSY	The Hershey	A	2.26	0.10
2012-07-02	G	Goldcorp	D	-2.87	0.20	ALL	Allstate	A	2.26	0.20
2012-07-02	EOG	Eog Resources	C	-1.87	0.40	EQT	Eqst	B	1.20	0.40
2012-07-02	MTD	Mettler Toledo International	C	-1.86	0.60	IR	Ingersoll-rand	A	2.27	0.60
2012-07-02	MIC	Millicom International	D	-2.86	0.00	FHN	First Horizon National	A	2.26	0.00
2012-07-02	SDB	Cellular								
2012-07-02	BSX	Boston Scientific	C	-1.85	0.00	AGN	Allergan	A	2.27	0.00
2012-07-02	ARM	Arm Holdings	D	-2.87	0.40	FII	Federated Investors	A	2.26	0.40
2012-07-02	AVGO	Avago Technologies	C	-1.85	0.20	HRS	Harris	A	2.21	0.20
2012-07-02	CFX	Colfax	C	-1.87	0.00	PKI	Perkinelmer	A	2.25	0.00
2012-07-02	QCOM	Qualcomm	C	-1.86	1.10	WDC	Western Digital	A	2.20	1.10
2012-07-02	FFIV	F5 Networks	C	-1.88	0.00	TER	Teradyne	A	2.20	0.00
2012-07-02	ACN	Accenture Cl A	C	-1.85	0.90	PWR	Quanta Services	A	2.25	0.90
2012-07-02	MML	Medusa Mining	D	-2.89	0.10	CINF	Cincinnati Financial	A	2.25	0.10
2012-07-02	JPM	Jpmorgan Chase	C	-1.87	0.20	RF	Regions Financial	A	2.38	0.20
2012-07-02	BIR	Birchcliff Energy	D	-2.94	0.00					
2012-07-02	NATI	National Instruments	C	-1.86	0.00	RTN	Raytheon	A	2.24	0.00
2012-07-02	BG.	Bg	D	-2.86	0.00	CCI	Crown Castle Intl Corp	A	2.25	0.00
2012-07-02	C	Citigroup	C	-1.88	0.10	EFX	Equifax	A	2.27	0.10
2012-07-02	MELI	Mercadolibre	C	-1.87	0.20	SNI	Scripps Networks Interactive	A	2.27	0.20
2012-07-02	LVS	Las Vegas Sands	C	-1.88	0.20	LOW	Lowe's Companies	A	2.25	0.20
2012-07-02	INFA	Informatica	D	-2.87	0.30	TXN	Texas Instruments	A	2.18	0.30
2012-07-02	CHKP	Check Point Software Technologies	D	-2.87	0.40	YHOO	Yahoo	A	2.18	0.40
2012-07-02	IVN	Turquoise Hill Resources	D	-2.92	0.10					
2012-07-02	PG	Premier Gold Mines	D	-2.88	0.00	DFS	Discover Financial Services	A	2.25	0.00
2012-07-02	TSLA	Tesla	C	-1.87	0.10	NWL	Newell Brands	A	2.27	0.10
2012-07-02	BRBY	Burberry	C	-1.86	0.00	CF	Cf Industries	A	2.25	0.00
2012-07-02	QVCA	Liberty Interactive	C	-1.85	0.00	BAC	Bank Of America	A	2.27	0.00
2012-07-02	1299	Aia	C	-1.85	0.20	BF.B	Brown-forman	A	2.25	0.20
2012-07-02	QLIK	Qlik Technologies	D	-2.90	0.00	ORCL	Oracle	B	1.19	0.00
2012-07-02	AL	Air Lease	D	-2.89	0.10	TYC	Tyco International	A	2.24	0.10
2012-07-02	VRA	Vera Bradley	D	-2.91	0.00					
2012-07-02	CXO	Concho Resources	C	-1.88	0.40	VLO	Valero Energy	B	1.20	0.40
2012-07-02	FLDM	Fluidigm	C	-1.85	0.00	ESRX	Express Scripts	A	2.26	0.00
2012-07-02	BTO	B2gold	D	-2.89	0.00	DOW	Dow Chemical	A	2.24	0.00
2012-07-02	CNQ	Canadian Natural Resources	D	-2.88	0.10	TWC	Time Warner Cable Inc.	A	2.24	0.10
2012-07-02	PVG	Pretium Resources	C	-1.87	0.10	HOT	Strw Htl Res Wrlwd	A	2.24	0.10
2012-07-02	ARCO	Arcos Dorados	D	-2.91	0.10					
2012-07-02	GOOGL	Alphabet	C	-1.86	4.70	NI	Nisource	A	2.53	4.70
2012-07-02	BIRG	Bank Of Ireland	C	-1.88	0.30	SPG	Simon Property	A	2.24	0.30
2012-08-01	APH	Amphenol	C	-1.84	0.70	MAS	Masco	A	2.29	0.70
2012-08-01	ADI	Analog Devices	C	-1.84	0.00	WDC	Western Digital	A	2.27	0.00
2012-08-01	ELD	Eldorado Gold	D	-2.92	0.10					
2012-08-01	CTCT	Constant Contact	C	-1.91	0.00	KLAC	Kla-tencor	A	2.25	0.00
2012-08-01	APC	Anadarko Petroleum	D	-2.87	0.80	SUN	Sunoco	A	2.32	0.80
2012-08-01	NG	Novagold Resources	D	-2.93	0.10					
2012-08-01	FTNT	Fortinet	C	-1.86	0.10	HRS	Harris	A	2.21	0.10
2012-08-01	TAHO	Tahoe Resources	D	-2.90	0.10	MOS	The Mosaic	A	2.21	0.10
2012-08-01	CB	Chubb Corp	C	-1.84	0.60	PSA	Public Storage	A	2.52	0.60
2012-08-01	TLW	Tullow Oil	C	-1.87	0.10	SPG	Simon Property	A	2.25	0.10
2012-08-01	TSCO	Tesco	D	-2.87	0.00	TMK	Torchmark	A	2.25	0.00

Date	Ticker	Name	R	SM	W (%)	Ticker	Name	R	SM	W (%)
2012-08-01	CI	Cigna	D	-2.87	0.10	PRGO	Perrigo Company plc	A	2.34	0.10
2012-08-01	SHP	Shire	D	-2.86	0.00	FHN	First Horizon National	A	2.24	0.00
2012-08-01	27	Galaxy Entertainment	C	-1.87	0.10	BAC	Bank Of America	A	2.24	0.10
2012-08-01	ORLY	O'reilly Automotive	C	-1.87	0.00	CBS	Cbs	A	2.42	0.00
2012-08-01	SYMC	Symantec	D	-2.86	0.00	TER	Teradyne	A	2.21	0.00
2012-08-01	DHR	Danaher	C	-1.84	1.00	TXT	Textron	A	2.28	1.00
2012-08-01	CLR	Continental Resources	C	-1.89	0.20	MPC	Marathon Petroleum	A	2.29	0.20
2012-08-01	EMC	EMC Corp	C	-1.85	0.30	CA	Ca	A	2.20	0.30
2012-08-01	RENT3	Localiza Rent A Car	C	-1.85	0.00	BF.B	Brown-forman	A	2.24	0.00
2012-08-01	FITB	Fifth Third Bancorp	C	-1.84	0.10	RF	Regions Financial	A	2.38	0.10
2012-08-01	ISRG	Intuitive Surgical	C	-1.86	0.60	ESRX	Express Scripts	A	2.27	0.60
2012-08-01	STT	State Street	C	-1.86	0.30	ALL	Allstate	A	2.27	0.30
2012-08-01		Kingfisher	C	-1.86	0.00	RAI	Reynolds American	A	2.24	0.00
2012-08-01	IBM	IBM	C	-1.84	0.60	ORCL	Oracle	A	2.20	0.60
2012-08-01	TSCO	Tractor Supply	C	-1.85	0.00	JWN	Nordstrom	A	2.31	0.00
2012-08-01	6954	Fanuc	C	-1.87	0.10	SRE	Sempra Energy	A	2.23	0.10
2012-08-01	CRM	Salesforce.com	C	-1.87	0.50	YHOO	Yahoo	A	2.18	0.50
2012-08-01	MCD	McDonald's	C	-1.85	2.80	NX	Twenty-First Century Fox Inc	A	2.28	2.80
2012-08-01	MOT	Motorola Solutions	C	-1.85	0.20	TXN	Texas Instruments	A	2.18	0.20
2012-08-01	NBL	Noble Energy	D	-2.86	2.10	WMB	Williams Companies	A	2.28	2.10
2012-08-01	NCM	Newcrest Mining	D	-2.90	0.10					
2012-08-01	OXY	Occidental Petroleum	D	-2.86	0.40	XOM	Exxon Mobil	A	2.26	0.40
2012-08-01	CB	Chubb	C	-1.84	0.60	CCI	Crown Castle Intl Corp	A	2.26	0.60
2012-08-01	PNC	Pnc Financial Services	C	-1.85	0.40	EFX	Equifax	A	2.26	0.40
2012-08-01	RL	Ralph Lauren	C	-1.87	0.00	LO	Lorillard	A	2.29	0.00
2012-08-01	SIRI	Sirius Xm	C	-1.85	0.00	TWC	Time Warner Cable Inc.	A	2.25	0.00
2012-08-01	CHRW	C.h.robinson Worldwide	D	-2.88	0.00	IR	Ingersoll-rand	A	2.26	0.00
2012-08-01	TIBX	TIBCO Software	C	-1.87	0.00	NI	Nisource	A	2.54	0.00
2012-08-01	TPR	Tapestry	C	-1.89	0.00	STZ	Constellation Brands	A	2.27	0.00
2012-08-01	NGD	New Gold	D	-2.88	0.30	CMS	Cms Energy	A	2.23	0.30
2012-08-01	FFH	Fairfax Financial	C	-1.86	0.10	NEE	Nextera Energy	A	2.23	0.10
2012-08-01	G	Goldcorp	D	-2.88	0.20	PNW	Pinnacle West Capital	A	2.23	0.20
2012-08-01	EOG	Eog Resources	C	-1.86	0.50	TSO	Tesoro	A	2.25	0.50
2012-08-01	MTD	Mettler Toledo International	C	-1.86	0.60	PKI	Perkinelmer	A	2.24	0.60
2012-08-01	BSX	Boston Scientific	D	-2.86	0.00	BAX	Baxter International	A	2.24	0.00
2012-08-01	FD	Macy's	C	-1.86	0.10	SNI	Scripps Networks Interactive	A	2.25	0.10
2012-08-01	AVGO	Avago Technologies	C	-1.84	0.20	S	Sprint Nextel	A	2.34	0.20
2012-08-01	NKE	Nike	C	-1.86	1.10	BEAM	Beam Inc	A	2.26	1.10
2012-08-01	QCOM	Qualcomm	C	-1.86	1.10	D	Dominion Resources	A	2.33	1.10
2012-08-01	SBUX	Starbucks	C	-1.88	0.80	LTD	L Brands	A	2.25	0.80
2012-08-01	ACN	Accenture Cl A	C	-1.85	0.90	TYC	Tyco International	A	2.24	0.90
2012-08-01	MML	Medusa Mining	D	-2.89	0.10	VTR	Ventas	A	2.23	0.10
2012-08-01	JPM	Jpmorgan Chase	C	-1.87	0.10	DFS	Discover Financial Services	A	2.26	0.10
2012-08-01	BIR	Birchcliff Energy	D	-2.93	0.00					
2012-08-01	NATI	National Instruments	C	-1.87	0.00	TSS	Total System Services	A	2.24	0.00
2012-08-01	STX	Seagate Technology	C	-1.84	0.00	HSY	The Hershey	A	2.26	0.00
2012-08-01	BG.	Bg	D	-2.86	0.10	AMB	Prologis	A	2.23	0.10
2012-08-01	CTXS	Citrix Systems	C	-1.87	0.50	CINF	Cincinnati Financial	A	2.25	0.50
2012-08-01	WAT	Waters	D	-2.86	0.10	COV	Covidien	A	2.22	0.10

Date	Ticker	Name	R	SM	W (%)	Ticker	Name	R	SM	W (%)
2012-08-01	C	Citigroup	D	-2.88	0.00	AIG	American International	A	2.26	0.00
2012-08-01	MELI	Mercadolibre	C	-1.89	0.10	HOT	Strw Htl Res Wrlwd	A	2.24	0.10
2012-08-01	LVS	Las Vegas Sands	D	-2.90	0.10	TWX	Time Warner	A	2.24	0.10
2012-08-01	INFA	Informatica	D	-2.91	0.10					
2012-08-01	CHKP	Check Point Software Technologies	D	-2.88	0.40	WY	Weyerhaeuser	A	2.25	0.40
2012-08-01	IVN	Turquoise Hill Resources	D	-2.93	0.20					
2012-08-01	PG	Premier Gold Mines	D	-2.88	0.00	FII	Federated Investors	A	2.23	0.00
2012-08-01	TSLA	Tesla	C	-1.88	0.10	NWL	Newell Brands	A	2.26	0.10
2012-08-01	QVCA	Liberty Interactive	C	-1.84	0.00	STI	Suntrust Banks	A	2.25	0.00
2012-08-01	EDU	New Oriental Education & Technology Adr	D	-2.93	0.00					
2012-08-01	1299	Aia	C	-1.85	0.20	PWR	Quanta Services	A	2.23	0.20
2012-08-01	CMG	Chipotle Mexican Grill	C	-1.89	0.90	BIG	Big Lots	A	2.23	0.90
2012-08-01	AL	Air Lease	D	-2.89	0.10	RTN	Raytheon	A	2.24	0.10
2012-08-01	CXO	Concho Resources	C	-1.87	0.30	VLO	Valero Energy	A	2.22	0.30
2012-08-01	FLDM	Fluidigm	C	-1.87	0.00	MYL	Mylan N.V.	A	2.22	0.00
2012-08-01	BTO	B2gold	D	-2.88	0.00	HCP	Hcp	A	2.23	0.00
2012-08-01	CNQ	Canadian Natural Resources	D	-2.88	0.10	MAT	Mattel	A	2.23	0.10
2012-08-01	PVG	Pretium Resources	C	-1.86	0.10	AMP	Ameriprise Financial	A	2.23	0.10
2012-08-01	ARCO	Arcos Dorados	D	-2.92	0.10					
2012-08-01	GOOGL	Alphabet	C	-1.84	5.10	MO	Altria	A	2.25	5.10
2012-08-01	BIRG	Bank Of Ireland	C	-1.89	0.20	MWV	MeadWestvaco	A	2.23	0.20
2012-09-03	THI	Restaurant Brands International	C	-1.86	0.80	S	Sprint Nextel	A	2.38	0.80
2012-09-03	ELD	Eldorado Gold	D	-2.90	0.10	D	Dominion Resources	A	2.32	0.10
2012-09-03	CTCT	Constant Contact	D	-2.90	0.00	WDC	Western Digital	A	2.29	0.00
2012-09-03	APC	Anadarko Petroleum	D	-2.87	0.70	TSO	Tesoro	A	2.36	0.70
2012-09-03	NG	Novagold Resources	D	-2.92	0.10					
2012-09-03	VMW	Vmware	D	-2.87	0.20	KLAC	Kla-tencor	A	2.25	0.20
2012-09-03	CB	Chubb Corp	C	-1.83	0.60	PSA	Public Storage	A	2.50	0.60
2012-09-03	TLW	Tullow Oil	C	-1.86	0.00	WY	Weyerhaeuser	A	2.27	0.00
2012-09-03	27	Galaxy Entertainment	C	-1.85	0.10	BAC	Bank Of America	A	2.27	0.10
2012-09-03	DHR	Danaher	C	-1.84	0.90	MAS	Masco	A	2.34	0.90
2012-09-03	CLR	Continental Resources	C	-1.87	0.20	SUN	Sunoco	A	2.31	0.20
2012-09-03	EMC	EMC Corp	C	-1.85	0.30	HRS	Harris	A	2.24	0.30
2012-09-03	ISRG	Intuitive Surgical	C	-1.86	0.50	PRGO	Perrigo Company plc	A	2.33	0.50
2012-09-03	STT	State Street	C	-1.85	0.20	RF	Regions Financial	A	2.38	0.20
2012-09-03		Kingfisher	C	-1.85	0.00	STI	Suntrust Banks	A	2.27	0.00
2012-09-03	IBM	IBM	C	-1.84	0.50	TER	Teradyne	A	2.22	0.50
2012-09-03	TSCO	Tractor Supply	C	-1.84	0.00	CBS	Cbs	A	2.46	0.00
2012-09-03	6954	Fanuc	C	-1.86	0.10	FHN	First Horizon National	A	2.27	0.10
2012-09-03	JBHT	J.b.hunt Transport Services	C	-1.86	0.10	TXT	Textron	A	2.29	0.10
2012-09-03	CRM	Salesforce.com	C	-1.85	0.50	MSFT	Microsoft	A	2.22	0.50
2012-09-03	MCD	Mcdonald's	D	-2.85	2.50	JWN	Nordstrom	A	2.34	2.50
2012-09-03	MOT	Motorola Solutions	C	-1.85	0.20	CA	Ca	A	2.21	0.20
2012-09-03	NBL	Noble Energy	D	-2.86	2.00	WMB	Williams Companies	A	2.28	2.00
2012-09-03	CB	Chubb	C	-1.84	0.60	AIG	American International	A	2.29	0.60
2012-09-03	PNC	Pnc Financial Services	C	-1.85	0.40	DFS	Discover Financial Services	A	2.28	0.40
2012-09-03	SCHW	Charles Schwab	C	-1.85	0.00	ALL	Allstate	A	2.27	0.00
2012-09-03	CHRW	C.h.robinson Worldwide	D	-2.87	0.00	IR	Ingersoll-rand	A	2.29	0.00
2012-09-03	NGD	New Gold	D	-2.87	0.30	HSY	The Hershey	A	2.26	0.30
2012-09-03	FFH	Fairfax Financial	D	-2.86	0.10	EFX	Equifax	A	2.26	0.10

Date	Ticker	Name	R	SM	W (%)	Ticker	Name	R	SM	W (%)
2012-09-03	G	Goldcorp	D	-2.86	0.10	CINF	Cincinnati Financial	A	2.26	0.10
2012-09-03	MTD	Mettler Toledo International	C	-1.85	0.60	PKI	Perkinelmer	A	2.26	0.60
2012-09-03	BSX	Boston Scientific	D	-2.86	0.00	BAX	Baxter International	A	2.24	0.00
2012-09-03	CSCO	Cisco Systems	C	-1.85	0.10	ORCL	Oracle	A	2.21	0.10
2012-09-03	FD	Macy's	C	-1.84	0.10	NX	Twenty-First Century Fox Inc	A	2.28	0.10
2012-09-03	NKE	Nike	C	-1.86	1.10	STZ	Constellation Brands	A	2.31	1.10
2012-09-03	QCOM	Qualcomm	C	-1.85	1.10	GOOGL	Google Class A	A	2.20	1.10
2012-09-03	SBUX	Starbucks	C	-1.87	0.80	SNI	Scripps Networks Interactive	A	2.27	0.80
2012-09-03	FFIV	F5 Networks	C	-1.88	0.00	LLTC	Linear Technology	A	2.19	0.00
2012-09-03	ACN	Accenture Cl A	C	-1.84	0.80	TYC	Tyco International	A	2.25	0.80
2012-09-03	JPM	Jpmorgan Chase	C	-1.87	0.00	CCI	Crown Castle Intl Corp	A	2.27	0.00
2012-09-03	BG.	Bg	D	-2.86	0.10	VLO	Valero Energy	A	2.26	0.10
2012-09-03	WAT	Waters	D	-2.86	0.10	CVH	Coventry Health Care	A	2.23	0.10
2012-09-03	MELI	Mercadolibre	C	-1.87	0.10	TWC	Time Warner Cable Inc.	A	2.26	0.10
2012-09-03	LVS	Las Vegas Sands	D	-2.88	0.10	LTD	L Brands	A	2.26	0.10
2012-09-03	INFA	Informatica	D	-2.90	0.10	TXN	Texas Instruments	A	2.18	0.10
2012-09-03	CHKP	Check Point Software Technologies	D	-2.88	0.30	ADBE	Adobe Systems	A	2.17	0.30
2012-09-03	IVN	Turquoise Hill Resources	D	-2.94	0.20					
2012-09-03	TSLA	Tesla	C	-1.87	0.10	LO	Lorillard	A	2.28	0.10
2012-09-03	ZUMZ	Zumiez	C	-1.88	0.00	IPG	Interpublic Group Of Companies	A	2.26	0.00
2012-09-03	ITC	Itc Hldng	D	-2.84	0.00	NI	Nisource	A	2.52	0.00
2012-09-03	1299	Aia	C	-1.85	0.20	TMK	Torchmark	A	2.25	0.20
2012-09-03	CMG	Chipotle Mexican Grill	C	-1.89	0.90	LOW	Lowe's Companies	A	2.25	0.90
2012-09-03	AL	Air Lease	D	-2.88	0.10	PWR	Quanta Services	A	2.25	0.10
2012-09-03	CXO	Concho Resources	C	-1.87	0.30	XOM	Exxon Mobil	A	2.26	0.30
2012-09-03	CNQ	Canadian Natural Resources	D	-2.87	0.10	TWX	Time Warner	A	2.25	0.10
2012-09-03	PVG	Pretium Resources	C	-1.86	0.10	HOT	Strw Htl Res Wrlwd	A	2.25	0.10
2012-09-03	ARCO	Arcos Dorados	D	-2.92	0.10					
2012-09-03	BIRG	Bank Of Ireland	C	-1.90	0.20	NRG	Nrg Energy	A	2.25	0.20
2012-10-01	THI	Restaurant Brands International	C	-1.85	0.80	NI	Nisource	A	2.54	0.80
2012-10-01	CTCT	Constant Contact	D	-2.90	0.00					
2012-10-01	NG	Novagold Resources	D	-2.91	0.10					
2012-10-01	TLW	Tullow Oil	C	-1.85	0.00	S	Sprint Nextel	A	2.41	0.00
2012-10-01	ISRG	Intuitive Surgical	C	-1.86	0.50	PRGO	Perrigo Company plc	A	2.35	0.50
2012-10-01		Fidelity National Information Services	C	-1.85	0.10	MAS	Masco	A	2.37	0.10
2012-10-01	STT	State Street	C	-1.84	0.20	PSA	Public Storage	A	2.48	0.20
2012-10-01	JBHT	J.b.hunt Transport Services	C	-1.86	0.10	TXT	Textron	A	2.29	0.10
2012-10-01	DLTR	Dollar Tree	C	-1.86	0.70	CBS	Cbs	A	2.45	0.70
2012-10-01	CHRW	C.h.robinson Worldwide	D	-2.86	0.00	PKI	Perkinelmer	A	2.28	0.00
2012-10-01	FFH	Fairfax Financial	D	-2.86	0.10	TSO	Tesoro	A	2.39	0.10
2012-10-01	NKE	Nike	C	-1.86	0.90	MJN	Mead Johnson Nutrition	A	2.46	0.90
2012-10-01	BBBY	Bed Bath & Beyond	C	-1.86	0.90	JWN	Nordstrom	A	2.32	0.90
2012-10-01	SBUX	Starbucks	C	-1.86	0.80	NX	Twenty-First Century Fox Inc	A	2.30	0.80
2012-10-01	BG.	Bg	D	-2.86	0.10	RF	Regions Financial	A	2.39	0.10
2012-10-01	CTXS	Citrix Systems	C	-1.85	0.50	WDC	Western Digital	A	2.26	0.50
2012-10-01	INFA	Informatica	D	-2.90	0.10	HRS	Harris	A	2.26	0.10
2012-10-01	CHKP	Check Point Software Technologies	D	-2.88	0.20	CSC	Computer Sciences	A	2.24	0.20

Date	Ticker	Name	R	SM	W (%)	Ticker	Name	R	SM	W (%)
2012-10-01	IVN	Turquoise Hill Resources	D	-2.93	0.20					
2012-10-01	TSLA	Tesla	C	-1.85	0.10	STZ	Constellation Brands	A	2.30	0.10
2012-10-01	ZUMZ	Zumiez	C	-1.89	0.00	SNI	Scripps Networks Interactive	A	2.29	0.00
2012-10-01	CMG	Chipotle Mexican Grill	D	-2.88	0.90	TWC	Time Warner Cable Inc.	A	2.28	0.90
2012-10-01	PVG	Pretium Resources	C	-1.88	0.00	PCS	T-Mobile US Inc.	A	2.34	0.00
2012-10-01	BIRG	Bank Of Ireland	C	-1.89	0.20	D	Dominion Resources	A	2.32	0.20
2012-11-01	THI	Restaurant Brands International	C	-1.86	0.80	NI	Nisource	A	2.54	0.80
2012-11-01	CTCT	Constant Contact	D	-2.93	0.00					
2012-11-01	NG	Novagold Resources	D	-2.92	0.10					
2012-11-01	AXP	American Express	C	-1.84	0.70	RF	Regions Financial	A	2.37	0.70
2012-11-01	TLW	Tullow Oil	C	-1.85	0.00	S	Sprint Nextel	A	2.44	0.00
2012-11-01	ATHN	Athenahealth	C	-1.89	0.20	KLAC	Kla-tencor	A	2.24	0.20
2012-11-01	ISRG	Intuitive Surgical	C	-1.85	0.50	PRGO	Perrigo Company plc	A	2.35	0.50
2012-11-01		Fidelity National Information Services	C	-1.84	0.10	MAS	Masco	A	2.39	0.10
2012-11-01	JBHT	J.b.hunt Transport Services	C	-1.84	0.10	PKI	Perkinelmer	A	2.30	0.10
2012-11-01	KO	Coca-cola	C	-1.85	2.80	MJN	Mead Johnson Nutrition	A	2.41	2.80
2012-11-01	RIGL	Rigel Pharmaceuticals	C	-1.87	0.00	MYL	Mylan N.V.	A	2.25	0.00
2012-11-01	DLTR	Dollar Tree	C	-1.88	0.50	CBS	Cbs	A	2.42	0.50
2012-11-01	FFH	Fairfax Financial	D	-2.86	0.10	FSLR	First Solar	A	2.35	0.10
2012-11-01	WEB	Web.com	C	-1.86	0.00	HRS	Harris	A	2.24	0.00
2012-11-01	IHG	Intercontinental Hotels	C	-1.86	0.00	TSO	Tesoro	A	2.33	0.00
2012-11-01	UGPA3	Ultrapar Participacoes	C	-1.85	0.00	BAC	Bank Of America	A	2.33	0.00
2012-11-01	NKE	Nike	C	-1.86	0.90	STZ	Constellation Brands	A	2.33	0.90
2012-11-01	INVA	Innoviva	C	-1.88	0.00	THC	Tenet Healthcare	A	2.24	0.00
2012-11-01	BBBY	Bed Bath & Beyond	C	-1.87	0.80	JWN	Nordstrom	A	2.33	0.80
2012-11-01	SBUX	Starbucks	C	-1.87	0.50	NX	Twenty-First Century Fox Inc	A	2.29	0.50
2012-11-01	BMRN	Biomarin Pharmaceutical	C	-1.86	0.10	CVH	Coventry Health Care	A	2.24	0.10
2012-11-01	BMY	Bristol-myers Squibb	C	-1.85	0.10	VAR	Varian Medical Systems	A	2.23	0.10
2012-11-01	CTXS	Citrix Systems	C	-1.87	0.30	SNDK	Sandisk Corp	A	2.24	0.30
2012-11-01	CHKP	Software Technologies	D	-2.88	0.10	CSC	Computer Sciences	A	2.23	0.10
2012-11-01	IVN	Turquoise Hill Resources	D	-2.93	0.20					
2012-11-01	TSLA	Tesla	D	-2.85	0.10	WHR	Whirlpool	A	2.31	0.10
2012-11-01	CMG	Chipotle Mexican Grill	D	-2.90	0.70					
2012-11-01	PVG	Pretium Resources	C	-1.87	0.00	PCS	T-Mobile US Inc.	A	2.31	0.00
2012-11-01	AVGO	Broadcom	C	-1.84	0.00	TDC	Teradata	A	2.22	0.00
2012-11-01	BIRG	Bank Of Ireland	C	-1.89	0.20	WY	Weyerhaeuser	A	2.30	0.20
2012-12-03	THI	Restaurant Brands International	D	-2.87	0.70	NI	Nisource	A	2.52	0.70
2012-12-03	AAPL	Apple	C	-1.86	8.80	CSC	Computer Sciences	A	2.29	8.80
2012-12-03	CTCT	Constant Contact	D	-2.93	0.00					
2012-12-03	NG	Novagold Resources	D	-2.93	0.10					
2012-12-03	AXP	American Express	C	-1.85	0.70	BAC	Bank Of America	A	2.33	0.70
2012-12-03	CLR	Continental Resources	C	-1.86	0.10	FSLR	First Solar	A	2.39	0.10
2012-12-03	ATHN	Athenahealth	C	-1.89	0.10	JDSU	JDS Uniphase Corporation	A	2.24	0.10
2012-12-03		Kingfisher	C	-1.84	0.00	S	Sprint Nextel	A	2.45	0.00
2012-12-03	KO	Coca-cola	C	-1.85	2.80	STZ	Constellation Brands	A	2.33	2.80
2012-12-03	RIGL	Rigel Pharmaceuticals	C	-1.88	0.00	PRGO	Perrigo Company plc	A	2.31	0.00

Date	Ticker	Name	R	SM	W (%)	Ticker	Name	R	SM	W (%)
2012-12-03	OXY	Occidental Petroleum	D	-2.87	0.20	TSO	Tesoro	A	2.38	0.20
2012-12-03	PNC	Pnc Financial Services	C	-1.86	0.30	EFX	Equifax	A	2.30	0.30
2012-12-03	ROST	Ross Stores	C	-1.87	0.60	CBS	Cbs	A	2.45	0.60
2012-12-03	DLTR	Dollar Tree	C	-1.88	0.40	LOW	Lowe's Companies	A	2.32	0.40
2012-12-03	SCHW	Charles Schwab	C	-1.85	0.00	DFS	Discover Financial Services	A	2.30	0.00
2012-12-03	SLB	Schlumberger	C	-1.85	0.20	WMB	Williams Companies	A	2.28	0.20
2012-12-03	TJX	Tjx Companies	C	-1.84	2.00	JWN	Nordstrom	A	2.31	2.00
2012-12-03	WFC	Wells Fargo	C	-1.85	2.60	ALL	Allstate	A	2.30	2.60
2012-12-03	FFH	Fairfax Financial	D	-2.87	0.10	MAS	Masco	A	2.40	0.10
2012-12-03	G	Goldcorp	C	-1.86	0.10	PCS	T-Mobile US Inc.	A	2.32	0.10
2012-12-03	BBT	Bb&t	C	-1.86	0.10	WY	Weyerhaeuser	A	2.30	0.10
2012-12-03	WEB	Web.com	C	-1.87	0.00	HRS	Harris	A	2.23	0.00
2012-12-03	CRUS	Cirrus Logic	C	-1.89	0.00	TER	Teradyne	A	2.22	0.00
2012-12-03	IHG	Intercontinental Hotels	C	-1.85	0.00	IR	Ingersoll-rand	A	2.30	0.00
2012-12-03	UGPA3	Ultrapar Participacoes	C	-1.84	0.00	PKI	Perkinelmer	A	2.30	0.00
2012-12-03	CSCO	Cisco Systems	C	-1.84	0.10	VRSN	Verisign	A	2.22	0.10
2012-12-03	NKE	Nike	C	-1.86	0.80	BF.B	Brown-forman	A	2.27	0.80
2012-12-03	INVA	Innoviva	C	-1.89	0.00	THC	Tenet Healthcare	A	2.28	0.00
2012-12-03	BBBY	Bed Bath & Beyond	C	-1.87	0.70	WYN	Wyndham Worldwide	A	2.31	0.70
2012-12-03	KW	Kennedy-wilson	C	-1.85	0.00	CCI	Crown Castle Intl Corp	A	2.29	0.00
2012-12-03	ATVI	Activision Blizzard	D	-2.85	0.00	HSY	The Hershey	A	2.26	0.00
2012-12-03	BMJ	Bristol-myers Squibb	C	-1.85	0.10	MYL	Mylan N.V.	A	2.26	0.10
2012-12-03	CTXS	Citrix Systems	C	-1.88	0.20	ORCL	Oracle	A	2.21	0.20
2012-12-03	ASML	Asml	C	-1.86	0.20	YHOO	Yahoo	A	2.21	0.20
2012-12-03	CHKP	Check Point Software Technologies	D	-2.88	0.00	GOOGL	Google Class A	A	2.21	0.00
2012-12-03	IVN	Turquoise Hill Resources	D	-2.94	0.10					
2012-12-03	PG	Premier Gold Mines	C	-1.90	0.00	TWX	Time Warner	A	2.28	0.00
2012-12-03	ADM	Admiral	C	-1.84	0.10	STI	Suntrust Banks	A	2.28	0.10
2012-12-03	CMG	Chipotle Mexican Grill	D	-2.90	0.70					
2012-12-03	CXO	Concho Resources	D	-2.87	0.10	VLO	Valero Energy	A	2.26	0.10
2012-12-03	ULTA	Ulta Beauty	C	-1.83	0.20	NX	Twenty-First Century Fox Inc	A	2.30	0.20
2012-12-03	BTO	B2gold	C	-1.86	0.00	FHN	First Horizon National	A	2.28	0.00
2012-12-03	CNQ	Canadian Natural Resources	D	-2.86	0.00	TWC	Time Warner Cable Inc.	A	2.28	0.00
2012-12-03	PVG	Pretium Resources	D	-2.88	0.00	AIG	American International	A	2.28	0.00
2013-01-01	THI	Restaurant Brands International	D	-2.86	0.70	NI	Nisource	A	2.53	0.70
2013-01-01	AAPL	Apple	C	-1.87	7.60	CSC	Computer Sciences	A	2.30	7.60
2013-01-01	ELD	Eldorado Gold	C	-1.86	0.00	S	Sprint Nextel	A	2.45	0.00
2013-01-01	CTCT	Constant Contact	D	-2.92	0.00					
2013-01-01	NG	Novagold Resources	D	-2.93	0.10					
2013-01-01	TAHO	Tahoe Resources	C	-1.86	0.10	BTU	Peabody Energy Corp	A	2.23	0.10
2013-01-01	CLR	Continental Resources	C	-1.85	0.10	FSLR	First Solar	A	2.44	0.10
2013-01-01	ATHN	Athenahealth	C	-1.87	0.10	JDSU	JDS Uniphase Corporation	A	2.26	0.10
2013-01-01	FCX	Freeport-mcmoran	C	-1.87	0.10	NUE	Nucor	A	2.21	0.10
2013-01-01	GE	General Electric	C	-1.85	0.20	MAS	Masco	A	2.40	0.20
2013-01-01	GPS	Gap	C	-1.86	0.10	AZO	Autozone	A	2.51	0.10
2013-01-01	TSCO	Tractor Supply	C	-1.86	0.00	CBS	Cbs	A	2.48	0.00
2013-01-01	KO	Coca-cola	C	-1.85	2.60	STZ	Constellation Brands	A	2.33	2.60
2013-01-01	MCD	Mcdonald's	D	-2.84	1.60	WYN	Wyndham Worldwide	A	2.33	1.60
2013-01-01	RIGL	Rigel Pharmaceuticals	D	-2.90	0.00					

Date	Ticker	Name	R	SM	W (%)	Ticker	Name	R	SM	W (%)
2013-01-01	OXY	Occidental Petroleum	D	-2.86	0.20	WMB	Williams Companies	A	2.29	0.20
2013-01-01	PAYX	Paychex	C	-1.85	0.00	PKI	Perkinelmer	A	2.30	0.00
2013-01-01	PNC	Pnc Financial Services	D	-2.85	0.20	BAC	Bank Of America	A	2.39	0.20
2013-01-01	ROST	Ross Stores	C	-1.87	0.50	LOW	Lowe's Companies	A	2.31	0.50
2013-01-01	DLTR	Dollar Tree	D	-2.88	0.30	NX	Twenty-First Century Fox Inc	A	2.31	0.30
2013-01-01	SLB	Schlumberger	C	-1.85	0.10	VLO	Valero Energy	A	2.28	0.10
2013-01-01	TJX	Tjx Companies	C	-1.85	1.90	JWN	Nordstrom	A	2.31	1.90
2013-01-01	EDV	Endeavour Mining	D	-2.86	0.00	IR	Ingersoll-rand	A	2.30	0.00
2013-01-01	WFC	Wells Fargo	C	-1.84	2.60	CCI	Crown Castle Intl Corp	A	2.31	2.60
2013-01-01	FL	Foot Locker	C	-1.86	0.10	NFLX	Netflix	A	2.29	0.10
2013-01-01	UAA	Under Armour	C	-1.87	0.30	DLPH	Delphi Automotive	A	2.32	0.30
2013-01-01	FFH	Fairfax Financial	D	-2.86	0.10	WY	Weyerhaeuser	A	2.30	0.10
2013-01-01	G	Goldcorp	D	-2.87	0.00	STI	Suntrust Banks	A	2.30	0.00
2013-01-01	BBT	Bb&t	C	-1.86	0.10	EFX	Equifax	A	2.31	0.10
2013-01-01	IHG	Intercontinental Hotels	C	-1.85	0.00	PCS	T-Mobile US Inc.	A	2.30	0.00
2013-01-01	UGPA3	Ultrapar Participacoes	C	-1.83	0.00	ALL	Allstate	A	2.30	0.00
2013-01-01	NKE	Nike	C	-1.85	0.90	HSY	The Hershey	A	2.26	0.90
2013-01-01	ARIA	Ariad Pharmaceutical	C	-1.87	0.10	THC	Tenet Healthcare	A	2.31	0.10
2013-01-01	INVA	Innoviva	C	-1.88	0.00	MYL	Mylan N.V.	A	2.26	0.00
2013-01-01	QCOM	Qualcomm	C	-1.84	0.90	HRS	Harris	A	2.25	0.90
2013-01-01	WFM	Whole Foods Market	C	-1.85	0.10	TWX	Time Warner	A	2.29	0.10
2013-01-01	BBBY	Bed Bath & Beyond	D	-2.88	0.70	TWC	Time Warner Cable Inc.	A	2.28	0.70
2013-01-01	KW	Kennedy-wilson	C	-1.84	0.00	GNW	Genworth Financial	A	2.30	0.00
2013-01-01	ATVI	Activision Blizzard	D	-2.86	0.00	GT	Goodyear Tire & Rubber	A	2.24	0.00
2013-01-01	MML	Medusa Mining	C	-1.86	0.10	FHN	First Horizon National	A	2.29	0.10
2013-01-01	BMJ	Bristol-myers Squibb	C	-1.85	0.10	CVH	Coventry Health Care	A	2.25	0.10
2013-01-01	DKS	Dick's Sporting Goods	C	-1.86	0.10	ANF	Abercrombie & Fitch	A	2.28	0.10
2013-01-01	CTXS	Citrix Systems	D	-2.87	0.20	TER	Teradyne	A	2.24	0.20
2013-01-01	PNRA	Panera Bread	C	-1.85	0.00	SNI	Scripps Networks Interactive	A	2.27	0.00
2013-01-01	ASML	Asml	C	-1.86	0.20	VRSN	Verisign	A	2.24	0.20
2013-01-01	IVN	Turquoise Hill Resources	D	-2.94	0.20					
2013-01-01	PG	Premier Gold Mines	D	-2.90	0.00	AIG	American International	A	2.29	0.00
2013-01-01	EXXIQ	Energy XXI	C	-1.86	0.00	XOM	Exxon Mobil	A	2.25	0.00
2013-01-01	CMG	Chipotle Mexican Grill	D	-2.89	0.70	GME	Gamestop Corp New	A	2.27	0.70
2013-01-01	CXO	Concho Resources	D	-2.87	0.10	HP	Helmerich & Payne	A	2.24	0.10
2013-01-01	LULU	Lululemon Athletica	C	-1.84	0.00	MAT	Mattel	A	2.24	0.00
2013-01-01	ULTA	Ulta Beauty	C	-1.84	0.20	KMX	Carmax	A	2.25	0.20
2013-01-01	FLDM	Fluidigm	C	-1.86	0.00	ZBH	Zimmer Biomet	A	2.23	0.00
2013-01-01	BTO	B2gold	C	-1.86	0.00	PWR	Quanta Services	A	2.28	0.00
2013-01-01	CNQ	Canadian Natural Resources	D	-2.86	0.00	AMP	Ameriprise Financial	A	2.28	0.00
2013-01-01	PVG	Pretium Resources	D	-2.88	0.00	DFS	Discover Financial Services	A	2.28	0.00
2013-01-01	MDLZ	Mondelez International	D	-2.87	0.20	F	Ford Motor	A	2.24	0.20
2013-02-01	THI	Restaurant Brands International	D	-2.86	0.70	NI	Nisource	A	2.58	0.70
2013-02-01	AAPL	Apple	D	-2.89	5.90	CSC	Computer Sciences	A	2.32	5.90
2013-02-01	ABT	Abbott Laboratories	C	-1.85	0.50	THC	Tenet Healthcare	A	2.37	0.50
2013-02-01	ELD	Eldorado Gold	C	-1.88	0.00	S	Sprint Nextel	A	2.45	0.00
2013-02-01	CTCT	Constant Contact	D	-2.92	0.00					
2013-02-01	NG	Novagold Resources	D	-2.92	0.00					
2013-02-01	TAHO	Tahoe Resources	C	-1.87	0.10	AVY	Avery Dennison	A	2.23	0.10

Date	Ticker	Name	R	SM	W (%)	Ticker	Name	R	SM	W (%)
2013-02-01	ATHN	Athenahealth	C	-1.85	0.10	JDSU	JDS Uniphase Corporation	A	2.29	0.10
2013-02-01	EMC	EMC Corp	D	-2.85	0.00	VRSN	Verisign	A	2.27	0.00
2013-02-01	FCX	Freeport-mcmoran	C	-1.86	0.10	NUE	Nucor	A	2.23	0.10
2013-02-01	GE	General Electric	C	-1.84	0.10	MAS	Masco	A	2.45	0.10
2013-02-01	GPS	Gap	C	-1.85	0.10	CBS	Cbs	A	2.53	0.10
2013-02-01	KO	Coca-cola	C	-1.85	2.60	STZ	Constellation Brands	A	2.30	2.60
2013-02-01	MRK	Merck & Co	C	-1.85	0.20	MYL	Mylan N.V.	A	2.28	0.20
2013-02-01	FRO	Frontline	D	-2.86	0.00	FSLR	First Solar	A	2.40	0.00
2013-02-01	ROST	Ross Stores	C	-1.86	0.60	NFLX	Netflix	A	2.51	0.60
2013-02-01	DLTR	Dollar Tree	D	-2.88	0.10	WYN	Wyndham Worldwide	A	2.35	0.10
2013-02-01	EDV	Endeavour Mining	D	-2.84	0.00	VLO	Valero Energy	A	2.37	0.00
2013-02-01	VFC	Vf	C	-1.85	0.10	HSY	The Hershey	A	2.29	0.10
2013-02-01	WFC	Wells Fargo	C	-1.84	2.60	BAC	Bank Of America	A	2.39	2.60
2013-02-01	FL	Foot Locker	C	-1.85	0.10	NX	Twenty-First Century Fox Inc	A	2.34	0.10
2013-02-01	UAA	Under Armour	C	-1.86	0.20	FOSL	Fossil	A	2.27	0.20
2013-02-01	NGD	New Gold	C	-1.86	0.20	EFX	Equifax	A	2.33	0.20
2013-02-01	FFH	Fairfax Financial	D	-2.87	0.10	IR	Ingersoll-rand	A	2.33	0.10
2013-02-01	BBT	Bb&t	C	-1.85	0.10	GNW	Genworth Financial	A	2.38	0.10
2013-02-01	ARIA	Ariad Pharmaceutic	C	-1.86	0.10	LIFE	Life Technologies	A	2.27	0.10
2013-02-01	INVA	Innoviva	C	-1.88	0.00	ZBH	Zimmer Biomet	A	2.26	0.00
2013-02-01	WFM	Whole Foods Market	C	-1.84	0.10	LOW	Lowe's Companies	A	2.34	0.10
2013-02-01	BBBY	Bed Bath & Beyond	D	-2.87	0.60	JWN	Nordstrom	A	2.32	0.60
2013-02-01	MML	Medusa Mining	C	-1.88	0.10	ALL	Allstate	A	2.33	0.10
2013-02-01	DKS	Dick's Sporting Goods	C	-1.85	0.10	TWX	Time Warner	A	2.31	0.10
2013-02-01	PNRA	Panera Bread	C	-1.84	0.00	ANF	Abercrombie & Fitch	A	2.29	0.00
2013-02-01	PG	Premier Gold Mines	D	-2.91	0.00					
2013-02-01	CMG	Chipotle Mexican Grill	D	-2.88	0.70	SNI	Scripps Networks Interactive	A	2.29	0.70
2013-02-01	LULU	Lululemon Athletica	C	-1.85	0.00	MAT	Mattel	A	2.25	0.00
2013-02-01	FLDM	Fluidigm	C	-1.84	0.00	ESRX	Express Scripts	A	2.26	0.00
2013-02-01	BTO	B2gold	C	-1.85	0.00	WY	Weyerhaeuser	A	2.33	0.00
2013-02-01	PVG	Pretium Resources	D	-2.90	0.00	AIG	American International	A	2.32	0.00
2013-02-01	MDLZ	Mondelez International	D	-2.86	0.30	TSN	Tyson Foods	A	2.25	0.30
2013-03-01	AAPL	Apple	D	-2.90	5.20	CSC	Computer Sciences	A	2.36	5.20
2013-03-01	CTCT	Constant Contact	D	-2.93	0.00					
2013-03-01	NG	Novagold Resources	D	-2.93	0.00					
2013-03-01	TAHO	Tahoe Resources Cobalt	C	-1.89	0.10	CF	Cf Industries	A	2.26	0.10
2013-03-01	CIE	International Energy	C	-1.88	0.10	VLO	Valero Energy	A	2.38	0.10
2013-03-01	FCX	Freeport-mcmoran	D	-2.88	0.00	AVY	Avery Dennison	A	2.24	0.00
2013-03-01	MRK	Merck & Co	C	-1.85	0.10	THC	Tenet Healthcare	A	2.37	0.10
2013-03-01	FRO	Frontline	D	-2.91	0.00					
2013-03-01	ROST	Ross Stores	D	-2.86	0.50	NFLX	Netflix	A	2.59	0.50
2013-03-01	RYL	Ryland Gp	C	-1.86	0.10	STZ	Constellation Brands	A	2.41	0.10
2013-03-01	EDV	Endeavour Mining	D	-2.88	0.00	NI	Nisource	A	2.59	0.00
2013-03-01	FL	Foot Locker	C	-1.85	0.10	CBS	Cbs	A	2.55	0.10
2013-03-01	UAA	Under Armour	C	-1.86	0.20	HSY	The Hershey	A	2.30	0.20
2013-03-01	NGD	New Gold	C	-1.87	0.20	MAS	Masco	A	2.46	0.20
2013-03-01	INVA	Innoviva	C	-1.89	0.00	MYL	Mylan N.V.	A	2.29	0.00
2013-03-01	BBBY	Bed Bath & Beyond	D	-2.87	0.50	NX	Twenty-First Century Fox Inc	A	2.35	0.50
2013-03-01	MML	Medusa Mining	D	-2.90	0.10					
2013-03-01	DKS	Dick's Sporting Goods	C	-1.84	0.00	LOW	Lowe's Companies	A	2.34	0.00
2013-03-01	PG	Premier Gold Mines	D	-2.93	0.00					
2013-03-01	BTO	B2gold	C	-1.88	0.00	S	Sprint Nextel	A	2.46	0.00
2013-03-01	FNV	Franco-nevada	C	-1.87	0.70	BAC	Bank Of America	A	2.38	0.70

Date	Ticker	Name	R	SM	W (%)	Ticker	Name	R	SM	W (%)
2013-03-01	TFM	Fresh Market	D	-2.88	0.10	TWX	Time Warner	A	2.32	0.10
2013-03-01	PVG	Pretium Resources	D	-2.93	0.00					
2013-03-01	MDLZ	Mondelez International	D	-2.86	0.20	EA	Electronic Arts	A	2.28	0.20
2013-03-01	CNL	Continental Gold	C	-1.90	0.00	FSLR	First Solar	A	2.36	0.00
2013-04-01	AAPL	Apple	D	-2.90	4.90	CSC	Computer Sciences	A	2.36	4.90
2013-04-01	CTCT	Constant Contact	D	-2.93	0.00					
2013-04-01	NG	Novagold Resources	D	-2.94	0.00					
2013-04-01	TAHO	Tahoe Resources Cobalt	D	-2.87	0.10	AVY	Avery Dennison	A	2.25	0.10
2013-04-01	CIE	International Energy	C	-1.87	0.10	FSLR	First Solar	A	2.38	0.10
2013-04-01	FCX	Freeport-mcmoran	D	-2.87	0.00	CF	Cf Industries	A	2.24	0.00
2013-04-01	MRK	Merck & Co	C	-1.85	0.10	THC	Tenet Healthcare	A	2.46	0.10
2013-04-01	FRO	Frontline	D	-2.90	0.00					
2013-04-01	EDV	Endeavour Mining	D	-2.89	0.00	NI	Nisource	A	2.62	0.00
2013-04-01	FL	Foot Locker	C	-1.85	0.10	CBS	Cbs	A	2.58	0.10
2013-04-01	UAA	Under Armour	C	-1.86	0.20	STZ	Constellation Brands	A	2.44	0.20
2013-04-01	NGD	New Gold	C	-1.88	0.20	S	Sprint Nextel	A	2.49	0.20
2013-04-01	MEX-CHEM	Mexichem	C	-1.86	0.10	MAS	Masco	A	2.48	0.10
2013-04-01	ARIA	Ariad Pharmaceutic	C	-1.86	0.10	MYL	Mylan N.V.	A	2.28	0.10
2013-04-01	MML	Medusa Mining	D	-2.89	0.10	BAC	Bank Of America	A	2.41	0.10
2013-04-01	IVN	Turquoise Hill Resources	D	-2.89	0.10	GNW	Genworth Financial	A	2.40	0.10
2013-04-01	PG	Premier Gold Mines	D	-2.93	0.00					
2013-04-01	ULTA	Ulta Beauty	D	-2.87	0.00	NFLX	Netflix	A	2.57	0.00
2013-04-01	BTO	B2gold	D	-2.88	0.00	NX	Twenty-First Century Fox Inc	A	2.37	0.00
2013-04-01	FNV	Franco-nevada	C	-1.87	0.70	VLO	Valero Energy	A	2.37	0.70
2013-04-01	TFM	Fresh Market	D	-2.89	0.00	EXPE	Expedia	A	2.39	0.00
2013-04-01	MDLZ	Mondelez International	D	-2.85	0.30	HSY	The Hershey International	A	2.31	0.30
2013-04-01	ASH	Ashland Global	C	-1.86	0.10	IFF	Flavors & Fragrances	A	2.23	0.10
2013-05-01	AAPL	Apple	D	-2.90	4.50	CSC	Computer Sciences	A	2.34	4.50
2013-05-01	CTCT	Constant Contact	D	-2.92	0.00					
2013-05-01	YTL	Ytl	D	-2.87	0.00	NI	Nisource	A	2.65	0.00
2013-05-01	ISRG	Intuitive Surgical	D	-2.86	0.10	THC	Tenet Healthcare	A	2.42	0.10
2013-05-01	TRMB	Trimble	C	-1.86	0.10	MAS	Masco	A	2.49	0.10
2013-05-01	FRO	Frontline	D	-2.92	0.00					
2013-05-01	TOL	Toll Brothers	C	-1.85	0.10	STZ	Constellation Brands	A	2.46	0.10
2013-05-01	AMZN	Amazon.com	C	-1.85	1.50	CBS	Cbs	A	2.58	1.50
2013-05-01	NGD	New Gold	D	-2.90	0.10	FSLR	First Solar	A	2.65	0.10
2013-05-01	MEX-CHEM	Mexichem	C	-1.86	0.00	S	Sprint Nextel	A	2.56	0.00
2013-05-01	MML	Medusa Mining	D	-2.92	0.00					
2013-05-01	ASML	Asml	C	-1.84	0.10	HPQ	Hewlett-Packard	A	2.29	0.10
2013-05-01	IVN	Turquoise Hill Resources	D	-2.87	0.10	TSO	Tesoro	A	2.47	0.10
2013-05-01	PG	Premier Gold Mines	D	-2.95	0.00					
2013-05-01	BTO	B2gold	D	-2.91	0.00					
2013-05-01	FNV	Franco-nevada	C	-1.88	0.60	GNW	Genworth Financial	A	2.42	0.60
2013-05-01	GLEN	Glencore	C	-1.87	0.00	BAC	Bank Of America	A	2.41	0.00
2013-06-03	AAPL	Apple	D	-2.89	4.30	MU	Micron Technology	A	2.36	4.30
2013-06-03	CTCT	Constant Contact	D	-2.92	0.00					
2013-06-03	ISRG	Intuitive Surgical	D	-2.86	0.00	THC	Tenet Healthcare	A	2.45	0.00
2013-06-03	TRMB	Trimble	C	-1.85	0.10	KSU	Kansas City Southern	A	2.56	0.10
2013-06-03	FRO	Frontline	D	-2.92	0.00					
2013-06-03	CHRW	C.h.robinson Worldwide	D	-2.85	0.00	MAS	Masco	A	2.50	0.00
2013-06-03	TOL	Toll Brothers	C	-1.85	0.10	STZ	Constellation Brands	A	2.50	0.10
2013-06-03	AMZN	Amazon.com	C	-1.84	1.60	BBY	Best Buy	A	2.40	1.60
2013-06-03	NGD	New Gold	D	-2.90	0.00					
2013-06-03	MEX-CHEM	Mexichem	C	-1.87	0.00	FSLR	First Solar	A	2.76	0.00

Date	Ticker	Name	R	SM	W (%)	Ticker	Name	R	SM	W (%)
2013-06-03	QCOM	Qualcomm	C	-1.84	0.50	HPQ	Hewlett-Packard	A	2.35	0.50
2013-06-03	MML	Medusa Mining	D	-2.93	0.00					
2013-06-03		Novo-Nordisk B	C	-1.86	0.40	NI	Nisource	A	2.61	0.40
2013-06-03	IVN	Turquoise Hill Resources	D	-2.85	0.10	S	Sprint Nextel	A	2.57	0.10
2013-06-03	PG	Premier Gold Mines	D	-2.94	0.00					
2013-06-03	DGC	Detour Gold	D	-2.94	0.00					
2013-06-03	AR	Argonaut Gold	D	-2.88	0.00	TSO	Tesoro	A	2.55	0.00
2013-06-03	BTO	B2gold	D	-2.90	0.00	BAC	Bank Of America	A	2.45	0.00
2013-06-03	FNV	Franco-nevada	D	-2.88	0.50	GNW	Genworth Financial	A	2.44	0.50
2013-07-01	AAPL	Apple	D	-2.90	3.70					
2013-07-01	RCI.B	Rogers Communications	C	-1.87	0.10	NI	Nisource	A	2.61	0.10
2013-07-01	TAHO	Tahoe Resources	D	-2.86	0.10	AVY	Avery Dennison	A	2.26	0.10
2013-07-01	TSCO	Tesco	C	-1.86	0.00	KSU	Kansas City Southern	A	2.56	0.00
2013-07-01	ISRG	Intuitive Surgical	D	-2.86	0.00	ALXN	Alexion Pharmaceuticals	A	2.98	0.00
2013-07-01	IBM	IBM	C	-1.85	0.00	MU	Micron Technology	A	2.43	0.00
2013-07-01	FRO	Frontline	D	-2.92	0.00					
2013-07-01	NGD	New Gold	D	-2.91	0.00					
2013-07-01	CCT	Catamaran Corp	C	-1.85	0.00	S	Sprint Nextel	A	2.56	0.00
2013-07-01	IHG	Intercontinental Hotels	C	-1.85	0.00	MAS	Masco	A	2.49	0.00
2013-07-01	MEX-CHEM	Mexichem	D	-2.88	0.00	GNW	Genworth Financial	A	2.48	0.00
2013-07-01	EBAY	Ebay	C	-1.85	1.00	GME	Gamestop Corp New	A	2.45	1.00
2013-07-01	QCOM	Qualcomm	C	-1.85	0.30	HPQ	Hewlett-Packard	A	2.35	0.30
2013-07-01	SYNN	Syngenta	C	-1.85	0.10	TSO	Tesoro	A	2.48	0.10
2013-07-01		Novo-Nordisk B	C	-1.86	0.30	BAC	Bank Of America	A	2.43	0.30
2013-07-01	IVN	Turquoise Hill Resources	D	-2.87	0.10	AIG	American International	A	2.37	0.10
2013-07-01	PG	Premier Gold Mines	D	-2.96	0.00					
2013-07-01	BRML3	Br Malls Participacoes	D	-2.89	0.00	LOW	Lowe's Companies	A	2.36	0.00
2013-07-01	SWI	SolarWinds	D	-2.89	0.10	CSC	Computer Sciences	A	2.33	0.10
2013-07-01	AR	Argonaut Gold	D	-2.91	0.00					
2013-07-01	BUD	Anheuser-busch Inbev Adr	C	-1.85	0.50	STZ	Constellation Brands	A	2.49	0.50
2013-07-01	FLDM	Fluidigm	C	-1.85	0.00	THC	Tenet Healthcare	A	2.44	0.00
2013-07-01	BTO	B2gold	D	-2.91	0.00					
2013-07-01	FNV	Franco-nevada	D	-2.90	0.40	ALL	Allstate	A	2.36	0.40
2013-07-01	EDEN	Edenred	C	-1.85	0.10	IR	Ingersoll-rand	A	2.35	0.10
2013-07-01	MPC	Marathon Petroleum	C	-1.87	0.20	FSLR	First Solar	A	2.66	0.20
2013-08-01	AAPL	Apple	D	-2.89	3.70	MU	Micron Technology	A	2.41	3.70
2013-08-01	RCI.B	Rogers Communications	C	-1.87	0.10	NI	Nisource	A	2.66	0.10
2013-08-01	TAHO	Tahoe Resources	D	-2.85	0.10	AVY	Avery Dennison	A	2.27	0.10
2013-08-01	MON	Monsanto	C	-1.85	0.40	STZ	Constellation Brands	A	2.49	0.40
2013-08-01	6326	Kubota	C	-1.86	0.10	KSU	Kansas City Southern	A	2.57	0.10
2013-08-01	PHM	Pultegroup	C	-1.89	0.20	EA	Electronic Arts	A	2.40	0.20
2013-08-01	NGD	New Gold	D	-2.90	0.00					
2013-08-01	IHG	Intercontinental Hotels	C	-1.84	0.00	GNW	Genworth Financial	A	2.53	0.00
2013-08-01	EBAY	Ebay	C	-1.85	0.90	GME	Gamestop Corp New	A	2.53	0.90
2013-08-01	QCOM	Qualcomm	C	-1.84	0.20	HPQ	Hewlett-Packard	A	2.37	0.20
2013-08-01	SYNN	Syngenta	C	-1.85	0.10	TSO	Tesoro	A	2.53	0.10
2013-08-01	DHI	D.r. Horton	C	-1.88	0.30	HSY	The Hershey	A	2.35	0.30
2013-08-01		Novo-Nordisk B	C	-1.85	0.20	MAS	Masco	A	2.51	0.20
2013-08-01	IVN	Turquoise Hill Resources	D	-2.90	0.00					
2013-08-01	PG	Premier Gold Mines	D	-2.95	0.00					
2013-08-01	DVA	Davita	C	-1.85	0.10	ALXN	Alexion Pharmaceuticals	A	3.00	0.10
2013-08-01	151	Want Want China	C	-1.86	0.00	FOXA	Twenty-first Century Fox	A	2.42	0.00

Date	Ticker	Name	R	SM	W (%)	Ticker	Name	R	SM	W (%)
2013-08-01	SWI	SolarWinds	D	-2.90	0.00	CSC	Computer Sciences	A	2.36	0.00
2013-08-01	AR	Argonaut Gold	D	-2.90	0.00	LOW	Lowe's Companies	A	2.40	0.00
2013-08-01	BUD	Anheuser-busch Inbev Adr	C	-1.84	0.40	GM	General Motors	A	2.32	0.40
2013-08-01	FLDM	Fluidigm	C	-1.85	0.00	THC	Tenet Healthcare	A	2.42	0.00
2013-08-01	EDEN	Edenred	C	-1.85	0.00	IR	Ingersoll-rand	A	2.39	0.00
2013-08-01	MPC	Marathon Petroleum	C	-1.86	0.10	FSLR	First Solar	A	2.68	0.10
2013-09-02	ABT	Abbott Laboratories	C	-1.86	0.10	ALXN	Alexion Pharmaceuticals	A	3.00	0.10
2013-09-02	YTL	Ytl	D	-2.86	0.00	NI	Nisource	A	2.62	0.00
2013-09-02	CB	Chubb Corp	C	-1.85	0.60	GNW	Genworth Financial	A	2.48	0.60
2013-09-02	MON	Monsanto	C	-1.85	0.30	STZ	Constellation Brands	A	2.50	0.30
2013-09-02	MAR	Marriott International	C	-1.85	0.00	GME	Gamestop Corp New	A	2.53	0.00
2013-09-02	6326	Kubota	C	-1.87	0.00	MU	Micron Technology	A	2.41	0.00
2013-09-02	TRV	Travelers Companies	C	-1.85	0.40	AIG	American International	A	2.39	0.40
2013-09-02	8303	Shinsei Bank	C	-1.88	0.00	CSC	Computer Sciences	A	2.37	0.00
2013-09-02	URBN	Urban Outfitters	C	-1.84	0.10	BBY	Best Buy	A	2.53	0.10
2013-09-02	KO	Coca-cola	C	-1.85	1.80	EA	Electronic Arts	A	2.41	1.80
2013-09-02	LEN	Lennar	D	-2.88	0.10	HSY	The Hershey	A	2.33	0.10
2013-09-02	PHM	Pultegroup	C	-1.89	0.10	TSN	Tyson Foods	A	2.32	0.10
2013-09-02	SHW	Sherwin-williams	C	-1.85	0.20	KSU	Kansas City Southern	A	2.54	0.20
2013-09-02	WMT	Wal-mart Stores	C	-1.85	0.80	LOW	Lowe's Companies	A	2.40	0.80
2013-09-02	ACN	Accenture Cl A	C	-1.86	0.70	ROP	Roper Technologies	A	2.38	0.70
2013-09-02	BIR	Birchcliff Energy	C	-1.87	0.00	TWX	Time Warner	A	2.36	0.00
2013-09-02	DHI	D.r. Horton	C	-1.89	0.20	F	Ford Motor	A	2.30	0.20
2013-09-02		Novo-Nordisk B	C	-1.85	0.30	LNC	Lincoln National	A	2.36	0.30
2013-09-02	EXPN	Experian	C	-1.85	0.20	SEE	Sealed Air	A	2.36	0.20
2013-09-02	IVN	Turquoise Hill Resources	D	-2.88	0.00	ALL	Allstate	A	2.35	0.00
2013-09-02	AL	Air Lease	C	-1.86	0.10	IR	Ingersoll-rand	A	2.37	0.10
2013-09-02	151	Want Want China	C	-1.84	0.00	DFS	Discover Financial Services	A	2.34	0.00
2013-09-02	EDEN	Edenred	C	-1.86	0.00	TMK	Torchmark	A	2.34	0.00
2013-10-01	AMT	American Tower	D	-2.85	0.20	GNW	Genworth Financial	A	2.52	0.20
2013-10-01	YTL	Ytl	D	-2.86	0.00	NI	Nisource	A	2.66	0.00
2013-10-01	URBN	Urban Outfitters	C	-1.86	0.10	BBY	Best Buy	A	2.56	0.10
2013-10-01	KO	Coca-cola	C	-1.85	1.60	STZ	Constellation Brands	A	2.54	1.60
2013-10-01	LEN	Lennar	D	-2.86	0.00	EA	Electronic Arts	A	2.40	0.00
2013-10-01	SHW	Sherwin-williams	C	-1.84	0.20	KSU	Kansas City Southern	A	2.57	0.20
2013-10-01	AAL	Anglo American	D	-2.88	0.00	MU	Micron Technology	A	2.54	0.00
2013-10-01	ACN	Accenture Cl A	C	-1.85	0.60	IR	Ingersoll-rand	A	2.41	0.60
2013-10-01	SNTS	Santarus	C	-1.86	0.00	ALXN	Alexion Pharmaceuticals	A	3.00	0.00
2013-10-01	BIR	Birchcliff Energy	D	-2.87	0.00	DAL	Delta Air Lines	A	2.47	0.00
2013-10-01	DHI	D.r. Horton	D	-2.88	0.10	PVH	Pvh	A	2.34	0.10
2013-10-01	HRI	Herc	C	-1.87	0.10	GME	Gamestop Corp New	A	2.54	0.10
2013-10-01	IVN	Turquoise Hill Resources	D	-2.90	0.00					
2013-11-01	URBN	Urban Outfitters	C	-1.86	0.10	BBY	Best Buy	A	2.63	0.10
2013-11-01	IP	International Paper	C	-1.85	0.10	CLF	Cliffs Natural Resources	A	2.29	0.10
2013-11-01	KO	Coca-cola	C	-1.85	1.40	STZ	Constellation Brands	A	2.61	1.40
2013-11-01	LEN	Lennar	D	-2.87	0.00	EA	Electronic Arts	A	2.39	0.00
2013-11-01	AAL	Anglo American	D	-2.88	0.10	NI	Nisource	A	2.67	0.10
2013-11-01	WMT	Wal-mart Stores	C	-1.83	0.50	GME	Gamestop Corp New	A	2.58	0.50
2013-11-01	EBAY	Ebay	C	-1.85	0.60	DAL	Delta Air Lines	A	2.52	0.60
2013-11-01	ACN	Accenture Cl A	C	-1.85	0.30	KSU	Kansas City Southern	A	2.63	0.30
2013-11-01	BIR	Birchcliff Energy	D	-2.86	0.00	GNW	Genworth Financial	A	2.58	0.00
2013-11-01	DHI	D.r. Horton	D	-2.89	0.00	HSY	The Hershey	A	2.36	0.00
2013-11-01	BTO	B2gold	D	-2.88	0.00	MU	Micron Technology	A	2.54	0.00

Date	Ticker	Name	R	SM	W (%)	Ticker	Name	R	SM	W (%)
2013-12-02	ISRG	Intuitive Surgical	D	-2.89	0.00	MYL	Mylan N.V.	A	2.43	0.00
2013-12-02	URBN	Urban Outfitters	D	-2.86	0.00	BBY	Best Buy	A	2.61	0.00
2013-12-02	RKT	Rock-Tenn Co	C	-1.87	0.10	NI	Nisource	A	2.67	0.10
2013-12-02	AAL	Anglo American	D	-2.89	0.00	STZ	Constellation Brands	A	2.66	0.00
2013-12-02	EBAY	Ebay	C	-1.85	0.40	DAL	Delta Air Lines	A	2.57	0.40
2013-12-02	BIR	Birchcliff Energy	D	-2.86	0.00	KSU	Kansas City Southern	A	2.63	0.00
2013-12-02	TRLA	Trulia	C	-1.89	0.00	MU	Micron Technology	A	2.65	0.00
2013-12-02	BTO	B2gold	D	-2.90	0.00					
2013-12-02	FNV	Franco-nevada	C	-1.86	0.20	GNW	Genworth Financial	A	2.62	0.20
2014-01-01	GWG	Ww Grainger	C	-1.84	0.40	KSU	Kansas City Southern	A	2.64	0.40
2014-01-01	URBN	Urban Outfitters	D	-2.86	0.00	BBY	Best Buy	A	2.59	0.00
2014-01-01	RKT	Rock-Tenn Co	C	-1.86	0.10	NI	Nisource	A	2.70	0.10
2014-01-01	AAL	Anglo American	D	-2.89	0.00	STZ	Constellation Brands	A	2.65	0.00
2014-01-01	PCYC	Pharmacyclics	C	-1.87	0.00	VRTX	Vertex Pharmaceuticals	A	2.43	0.00
2014-01-01	COG	Cabot Oil & Gas	C	-1.83	0.00	PXD	Pioneer Natural Resources	A	2.39	0.00
2014-01-01	N	Netsuite	C	-1.85	0.40	MU	Micron Technology	A	2.66	0.40
2014-01-01	BTO	B2gold	D	-2.90	0.00	GNW	Genworth Financial	A	2.63	0.00
2014-01-01	FNV	Franco-nevada	C	-1.85	0.20	DAL	Delta Air Lines	A	2.54	0.20
2014-02-03	THI	Restaurant Brands International	C	-1.85	0.30	GNW	Genworth Financial	A	2.58	0.30
2014-02-03	ALTR	Altera Corp.	D	-2.86	0.00	MU	Micron Technology	A	2.69	0.00
2014-02-03	SAM	Boston Beer	C	-1.87	0.10	TSN	Tyson Foods	A	2.40	0.10
2014-02-03	VRSK	Verisk Analytics	C	-1.85	0.10	IR	Ingersoll-rand	A	2.46	0.10
2014-02-03	CELG	Celgene	C	-1.86	0.00	REGN	Regeneron Pharmaceuticals	A	2.95	0.00
2014-02-03	FSLR	First Solar	C	-1.87	0.00	HP	Helmerich & Payne	A	2.37	0.00
2014-02-03	CREE	Cree	C	-1.86	0.00	CSC	Computer Sciences	A	2.43	0.00
2014-02-03	CVLT	Commvault Systems	D	-2.88	0.10	WDC	Western Digital	A	2.42	0.10
2014-02-03	AKAM	Akamai Technologies	C	-1.86	0.00	HPQ	Hewlett-Packard	A	2.40	0.00
2014-02-03	GWG	Ww Grainger	C	-1.86	0.30	ROP	Roper Technologies	A	2.40	0.30
2014-02-03	URBN	Urban Outfitters	D	-2.87	0.00	DAL	Delta Air Lines	A	2.57	0.00
2014-02-03	RKT	Rock-Tenn Co	C	-1.87	0.10	NI	Nisource	A	2.72	0.10
2014-02-03	NBL	Noble Energy	C	-1.87	2.10	CHK	Chesapeake Energy	A	2.26	2.10
2014-02-03	ROST	Ross Stores	C	-1.87	0.20	LOW	Lowe's Companies	A	2.40	0.20
2014-02-03	AAL	Anglo American	D	-2.88	0.10	VRTX	Vertex Pharmaceuticals	A	2.45	0.10
2014-02-03	FFH	Fairfax Financial	C	-1.85	0.00	MYL	Mylan N.V.	A	2.42	0.00
2014-02-03	9984	Softbank	C	-1.87	0.20	HAR	Harman Ind Inc	A	2.40	0.20
2014-02-03	SBUX	Starbucks	C	-1.86	1.10	WYNN	Wynn Resorts	A	2.38	1.10
2014-02-03	EXPN	Experian	D	-2.86	0.00	PBI	Pitney Bowes	A	2.39	0.00
2014-02-03	LNKD	Linkedin	C	-1.86	0.90	LMT	Lockheed Martin	A	2.36	0.90
2014-02-03	1299	Aia	C	-1.85	0.30	YHOO	Yahoo	A	2.39	0.30
2014-02-03	CXO	Concho Resources	C	-1.87	0.00	HAL	Halliburton	A	2.25	0.00
2014-02-03	FIVE	Five Below	C	-1.89	0.10	MCK	Mckesson	A	2.38	0.10
2014-03-03	THI	Restaurant Brands International	C	-1.84	0.30	REGN	Regeneron Pharmaceuticals	A	3.00	0.30
2014-03-03	SAM	Boston Beer	C	-1.85	0.10	TSN	Tyson Foods	A	2.43	0.10
2014-03-03	VRSK	Verisk Analytics	C	-1.85	0.10	IR	Ingersoll-rand	A	2.49	0.10
2014-03-03	CB	Chubb Corp	C	-1.85	0.40	GNW	Genworth Financial	A	2.62	0.40
2014-03-03	CL	Colgate-palmolive	C	-1.84	1.70	SNA	Snap-on	A	2.39	1.70
2014-03-03	CVLT	Commvault Systems	D	-2.87	0.10	MU	Micron Technology	A	2.75	0.10
2014-03-03	TRV	Travelers Companies	C	-1.85	0.10	ETFC	Etrade Financial	A	2.44	0.10
2014-03-03	8303	Shinsei Bank	D	-2.87	0.00	NI	Nisource	A	2.73	0.00
2014-03-03	GWG	Ww Grainger	C	-1.85	0.30	ROP	Roper Technologies	A	2.41	0.30
2014-03-03	8591	Orix	C	-1.87	0.00	MYL	Mylan N.V.	A	2.53	0.00
2014-03-03	MUR	Murphy Oil	C	-1.85	0.10	HP	Helmerich & Payne	A	2.42	0.10
2014-03-03	NBL	Noble Energy	C	-1.85	2.20	HAL	Halliburton	A	2.29	2.20

Date	Ticker	Name	R	SM	W (%)	Ticker	Name	R	SM	W (%)
2014-03-03	PG	Procter & Gamble	C	-1.85	0.10	HSY	The Hershey	A	2.38	0.10
2014-03-03	ROST	Ross Stores	C	-1.85	0.10	DAL	Delta Air Lines	A	2.64	0.10
2014-03-03	WMT	Wal-mart Stores	C	-1.85	0.10	FOXA	Twenty-first Century Fox	A	2.45	0.10
2014-03-03	GIB.A	Cgi	C	-1.86	0.10	VRTX	Vertex Pharmaceuticals	A	2.47	0.10
2014-03-03	MRU	Metro	D	-2.86	0.10	CSC	Computer Sciences	A	2.46	0.10
2014-03-03	SBUX	Starbucks	C	-1.86	1.10	WYNN	Wynn Resorts	A	2.44	1.10
2014-03-03	COST	Costco Wholesale	C	-1.85	0.60	SWY	Safeway Inc	A	2.42	0.60
2014-03-03	LNKD	Linkedin	C	-1.87	0.60	LMT	Lockheed Martin	A	2.40	0.60
2014-03-03	1299	Aia	C	-1.85	0.30	WDC	Western Digital	A	2.44	0.30
2014-03-03	FIVE	Five Below	C	-1.88	0.10	MCK	Mckesson	A	2.39	0.10
2014-03-03	BLMN	Bloomin' Brands	C	-1.84	0.00	WAG	Walgreens Boots Alliance	A	2.38	0.00
2014-04-01	THI	Restaurant Brands International	C	-1.84	0.30	REGN	Regeneron Pharmaceuticals	A	3.00	0.30
2014-04-01	VRSK	Verisk Analytics	C	-1.86	0.00	IR	Ingersoll-rand	A	2.46	0.00
2014-04-01	YTL	Ytl	D	-2.85	0.00	NI	Nisource	A	2.76	0.00
2014-04-01	OCDO	Ocado	C	-1.88	0.00	MYL	Mylan N.V.	A	2.47	0.00
2014-04-01	CB	Chubb Corp	D	-2.85	0.30	GNW	Genworth Financial	A	2.72	0.30
2014-04-01	CL	Colgate-palmolive	C	-1.84	1.80	DLPH	Delphi Automotive	A	2.59	1.80
2014-04-01	CVLT	Commvault Systems	D	-2.87	0.00	MU	Micron Technology	A	2.74	0.00
2014-04-01	TRV	Travelers Companies	C	-1.85	0.10	ETFC	Etrade Financial	A	2.48	0.10
2014-04-01	GWV	Ww Grainger	C	-1.85	0.20	ROP	Roper Technologies	A	2.41	0.20
2014-04-01	IP	International Paper	C	-1.85	0.00	AVY	Avery Dennison	A	2.30	0.00
2014-04-01	KO	Coca-cola	D	-2.85	0.90	TSN	Tyson Foods	A	2.48	0.90
2014-04-01	MUR	Murphy Oil	C	-1.84	0.10	HP	Helmerich & Payne	A	2.46	0.10
2014-04-01	PG	Procter & Gamble	C	-1.84	0.10	WHR	Whirlpool	A	2.47	0.10
2014-04-01	ROST	Ross Stores	C	-1.85	0.10	SWY	Safeway Inc	A	2.42	0.10
2014-04-01	GIB.A	Cgi	C	-1.86	0.10	HPQ	Hewlett-Packard	A	2.47	0.10
2014-04-01	MRU	Metro	D	-2.85	0.10	WDC	Western Digital	A	2.47	0.10
2014-04-01	DISCA	Discovery Communications	C	-1.85	0.90	WYNN	Wynn Resorts	A	2.41	0.90
2014-04-01	NFLX	Netflix	C	-1.87	0.40	MCK	Mckesson	A	2.39	0.40
2014-04-01	BBBY	Bed Bath & Beyond	D	-2.86	0.10	WAG	Walgreens Boots Alliance	A	2.37	0.10
2014-04-01	SBUX	Starbucks	C	-1.85	1.20	HRB	H.& R.block	A	2.36	1.20
2014-04-01	COST	Costco Wholesale	C	-1.85	0.60	VIAB	Viacom	A	2.32	0.60
2014-04-01	SRCL	Stericycle	C	-1.84	0.30	R	Ryder System	A	2.41	0.30
2014-04-01	LNKD	Linkedin	C	-1.88	0.50	LMT	Lockheed Martin	A	2.40	0.50
2014-04-01	1299	Aia	C	-1.84	0.30	CSC	Computer Sciences	A	2.46	0.30
2014-04-01	FIVE	Five Below	C	-1.87	0.00	OMC	Omnicom	A	2.30	0.00
2014-04-01	FBHS	Fortune Brands Home & Security	C	-1.85	0.10	FLS	Flowserve	A	2.39	0.10
2014-04-01	BLMN	Bloomin' Brands	C	-1.85	0.00	DTV	DIRECTV	A	2.30	0.00
2014-05-01	CTCT	Constant Contact	C	-1.87	0.00	HPQ	Hewlett-Packard	A	2.46	0.00
2014-05-01		Bayer	C	-1.84	0.90	NI	Nisource	A	2.78	0.90
2014-05-01	BA	Boeing	C	-1.85	0.40	IR	Ingersoll-rand	A	2.49	0.40
2014-05-01	6326	Kubota	D	-2.88	0.00	DLPH	Delphi Automotive	A	2.57	0.00
2014-05-01	700	Tencent	C	-1.87	0.10	TSN	Tyson Foods	A	2.47	0.10
2014-05-01	GWV	Ww Grainger	D	-2.85	0.20	R	Ryder System	A	2.41	0.20
2014-05-01	MS	Morgan Stanley	C	-1.84	0.30	GNW	Genworth Financial	A	2.73	0.30
2014-05-01	JEC	Jacobs Engineering	C	-1.86	0.10	LMT	Lockheed Martin	A	2.40	0.10
2014-05-01	MUR	Murphy Oil	C	-1.84	0.10	HP	Helmerich & Payne	A	2.45	0.10
2014-05-01	TJX	Tjx Companies	C	-1.85	2.20	SWY	Safeway Inc	A	2.43	2.20
2014-05-01	AMZN	Amazon.com	C	-1.87	2.00	WAG	Walgreens Boots Alliance	A	2.39	2.00
2014-05-01	MTD	Mettler Toledo International	C	-1.85	0.50	ROK	Rockwell Automation	A	2.37	0.50
2014-05-01	PCP	Precision Castparts	C	-1.84	0.30	FLS	Flowserve	A	2.37	0.30
2014-05-01	ARM	Arm Holdings	C	-1.87	0.10	WHR	Whirlpool	A	2.46	0.10
2014-05-01	CNQR	Concur Technologies	C	-1.89	0.10	CSC	Computer Sciences	A	2.44	0.10
2014-05-01	DISCA	Discovery Communications	C	-1.86	0.80	WYNN	Wynn Resorts	A	2.37	0.80

Date	Ticker	Name	R	SM	W (%)	Ticker	Name	R	SM	W (%)
2014-05-01	NFLX	Netflix	C	-1.88	0.40	MCK	Mckesson	A	2.37	0.40
2014-05-01	9984	Softbank	C	-1.85	0.10	HAR	Harman Ind Inc	A	2.43	0.10
2014-05-01	SBUX	Starbucks	C	-1.86	1.20	HRB	H.& R.block	A	2.33	1.20
2014-05-01	ACN	Accenture Cl A	C	-1.84	0.00	CTAS	Cintas	A	2.36	0.00
2014-05-01	MA	Mastercard	C	-1.85	1.50	ALL	Allstate	A	2.42	1.50
2014-05-01	COST	Costco Wholesale	C	-1.85	0.60	DTV	DIRECTV	A	2.31	0.60
2014-05-01	MHK	Mohawk Industries	C	-1.85	0.10	KORS	Michael Kors	A	2.64	0.10
2014-05-01	C	Citigroup	D	-2.86	0.70	DFS	Discover Financial Services	A	2.40	0.70
2014-05-01	SRCL	Stericycle	C	-1.84	0.30	AME	Ametek	A	2.35	0.30
2014-05-01	ABC	Amerisourcebergen	C	-1.85	0.30	VIAB	Viacom	A	2.31	0.30
2014-05-01	V	Visa	C	-1.85	1.90	STI	Suntrust Banks	A	2.40	1.90
2014-05-01	LNKD	Linkedin	C	-1.90	0.30	DOV	Dover	A	2.34	0.30
2014-05-01	XRO	Xero	C	-1.88	0.00	PBI	Pitney Bowes	A	2.43	0.00
2014-05-01	FIVE	Five Below	C	-1.88	0.00	TIF	Tiffany	A	2.29	0.00
2014-05-01	PBYI	Puma Biotechnology	C	-1.90	0.00	MYL	Mylan N.V.	A	2.48	0.00
2014-05-01	FBHS	Fortune Brands Home & Security	C	-1.86	0.10	PNR	Pentair	A	2.33	0.10
2014-06-02	THI	Restaurant Brands International	C	-1.84	0.20	DLPH	Delphi Automotive	A	2.58	0.20
2014-06-02	CTCT	Constant Contact	C	-1.85	0.00	HPQ	Hewlett-Packard	A	2.48	0.00
2014-06-02	BAC	Bank Of America	C	-1.86	0.50	GNW	Genworth Financial	A	2.70	0.50
2014-06-02	CERN	Cerner	C	-1.86	0.70	CSC	Computer Sciences	A	2.46	0.70
2014-06-02	6326	Kubota	D	-2.87	0.00	TSN	Tyson Foods	A	2.48	0.00
2014-06-02	4528	Ono Pharmaceutical	C	-1.87	0.00	WHR	Whirlpool	A	2.44	0.00
2014-06-02	CRM	Salesforce.com	C	-1.87	0.90	PBI	Pitney Bowes	A	2.45	0.90
2014-06-02	RKT	Rock-Tenn Co	D	-2.85	0.10	NI	Nisource	A	2.80	0.10
2014-06-02	TJX	Tjx Companies	C	-1.86	1.90	SWY	Safeway Inc	A	2.43	1.90
2014-06-02	TMO	Thermo Fisher Scientific	C	-1.85	0.50	AET	Aetna	A	2.35	0.50
2014-06-02	AMZN	Amazon.com	C	-1.87	1.80	MCK	Mckesson	A	2.42	1.80
2014-06-02	MTD	Mettler Toledo International	C	-1.84	0.50	IR	Ingersoll-rand	A	2.48	0.50
2014-06-02	XLNX	Xilinx	C	-1.86	0.10	WDC	Western Digital	A	2.44	0.10
2014-06-02	PCP	Precision Castparts	C	-1.84	0.30	R	Ryder System	A	2.43	0.30
2014-06-02	ESNT	Essentra	C	-1.85	0.10	HAR	Harman Ind Inc	A	2.42	0.10
2014-06-02	CBS	Cbs	C	-1.85	0.10	WAG	Walgreens Boots Alliance	A	2.41	0.10
2014-06-02	CNQR	Concur Technologies	C	-1.89	0.10	HRS	Harris	A	2.39	0.10
2014-06-02	REGN	Regeneron Pharmaceuticals	C	-1.85	0.00	AGN	Allergan	A	2.33	0.00
2014-06-02	INVA	Innoviva	D	-2.88	0.00	ESRX	Express Scripts	A	2.33	0.00
2014-06-02	DISCA	Discovery Communications	D	-2.86	0.70	WYNN	Wynn Resorts	A	2.39	0.70
2014-06-02	NFLX	Netflix	C	-1.85	0.40	TIF	Tiffany	A	2.33	0.40
2014-06-02	9984	Softbank	C	-1.85	0.10	SNA	Snap-on	A	2.41	0.10
2014-06-02	SBUX	Starbucks	C	-1.85	1.30	VIAB	Viacom	A	2.32	1.30
2014-06-02	BMJ	Bristol-myers Squibb	C	-1.86	0.40	HUM	Humana	A	2.32	0.40
2014-06-02	MA	Mastercard	C	-1.85	1.40	ALL	Allstate	A	2.43	1.40
2014-06-02	COST	Costco Wholesale	C	-1.85	0.60	IPG	Interpublic Group Of Companies	A	2.31	0.60
2014-06-02	MHK	Mohawk Industries	C	-1.85	0.00	KORS	Michael Kors	A	2.65	0.00
2014-06-02	C	Citigroup	D	-2.86	0.50	DFS	Discover Financial Services	A	2.43	0.50
2014-06-02	SRCL	Stericycle	C	-1.84	0.30	CTAS	Cintas	A	2.39	0.30
2014-06-02	NOW	Servicenow	C	-1.88	0.30	STX	Seagate Technology	A	2.36	0.30
2014-06-02	GNRC	Generac	C	-1.87	0.10	ROK	Rockwell Automation	A	2.37	0.10
2014-06-02	V	Visa	C	-1.85	1.80	MCO	Moody's	A	2.42	1.80
2014-06-02	LNKD	Linkedin	D	-2.90	0.30	FLS	Flowserve	A	2.37	0.30
2014-06-02	N	Netsuite	D	-2.89	0.00	GOOGL	Google Class A	A	2.34	0.00
2014-06-02	DXCM	Dexcom	C	-1.86	0.00	STJ	St Jude Medical Inc	A	2.30	0.00
2014-06-02	XRO	Xero	C	-1.88	0.00	TMK	Torchmark	A	2.40	0.00
2014-06-02	BTO	B2gold	C	-1.88	0.00	EFX	Equifax	A	2.40	0.00
2014-06-02	WDAY	Workday	C	-1.89	0.50	LRCX	Lam Research	A	2.33	0.50
2014-06-02	PBYI	Puma Biotechnology	C	-1.93	0.00	HSP	Hospira	A	2.27	0.00

Date	Ticker	Name	R	SM	W (%)	Ticker	Name	R	SM	W (%)
2014-06-02	KMI	Kinder Morgan	D	-2.86	0.00	HP	Helmerich & Payne	A	2.46	0.00
2014-06-02	FBHS	Fortune Brands Home & Security	C	-1.86	0.10	AME	Ametek	A	2.35	0.10
2014-06-02	TRIP	Tripadvisor	C	-1.85	0.90	AN	Autonation	A	2.28	0.90
2014-06-02	DNKN	Dunkin' Brands	C	-1.85	0.30	DNB	Dun & Bradstreet	A	2.27	0.30
2014-06-02	CLVS	Clovis Oncology	D	-2.91	0.00					
2014-06-02	OAK	Oaktree Capital Group Llc	C	-1.86	0.10	STI	Suntrust Banks	A	2.41	0.10
2014-06-02	BLMN	Bloomin' Brands	D	-2.85	0.00	EXPE	Expedia	A	2.26	0.00
2014-06-02	BIRG	Bank Of Ireland	C	-1.88	0.50	PFG	Principal Financial	A	2.37	0.50
2014-07-01	THI	Restaurant Brands International	C	-1.84	0.10	NI	Nisource	A	2.83	0.10
2014-07-01	CTSH	Cognizant Technology Solutions	C	-1.85	0.10	HPQ	Hewlett-Packard	A	2.49	0.10
2014-07-01	BAC	Bank Of America	C	-1.85	0.40	GNW	Genworth Financial	A	2.71	0.40
2014-07-01	SAM	Boston Beer	C	-1.85	0.10	KORS	Michael Kors	A	2.62	0.10
2014-07-01	CERN	Cerner	C	-1.86	0.50	CSC	Computer Sciences	A	2.47	0.50
2014-07-01	4528	Ono Pharmaceutical	C	-1.85	0.00	HP	Helmerich & Payne	A	2.50	0.00
2014-07-01	CSL	Csl	C	-1.85	0.00	HAR	Harman Ind Inc	A	2.45	0.00
2014-07-01	CRM	Salesforce.com	C	-1.85	1.00	WDC	Western Digital	A	2.47	1.00
2014-07-01	TJX	Tjx Companies	C	-1.86	1.60	SWY	Safeway Inc	A	2.43	1.60
2014-07-01	TMO	Thermo Fisher Scientific	C	-1.84	0.50	HUM	Humana	A	2.33	0.50
2014-07-01	AMZN	Amazon.com	C	-1.86	1.60	MCK	Mckesson	A	2.42	1.60
2014-07-01	MRVL	Marvell Technology	C	-1.85	0.10	PBI	Pitney Bowes	A	2.44	0.10
2014-07-01	XLNX	Xilinx	C	-1.85	0.00	STX	Seagate Technology	A	2.39	0.00
2014-07-01	ULTI	The Ultimate Software	D	-2.86	0.10	HRS	Harris	A	2.38	0.10
2014-07-01	ESNT	Essentra	C	-1.86	0.10	WHR	Whirlpool	A	2.43	0.10
2014-07-01	CBS	Cbs	C	-1.84	0.00	WAG	Walgreens Boots Alliance	A	2.42	0.00
2014-07-01	NKE	Nike	C	-1.84	1.20	DLPH	Delphi Automotive	A	2.59	1.20
2014-07-01	CNQR	Concur Technologies	D	-2.88	0.00	LRCX	Lam Research	A	2.37	0.00
2014-07-01	DISCA	Discovery Communications	D	-2.86	0.50	WYNN	Wynn Resorts	A	2.38	0.50
2014-07-01	9984	Softbank	C	-1.85	0.10	SNA	Snap-on	A	2.41	0.10
2014-07-01	CAKE	Cheesecake Factory	C	-1.84	0.10	VIAB	Viacom	A	2.32	0.10
2014-07-01	VRX	Valeant Pharmaceuticals International	C	-1.86	0.10	TMK	Torchmark	A	2.41	0.10
2014-07-01	BMJ	Bristol-myers Squibb	C	-1.86	0.30	STJ	St Jude Medical Inc	A	2.33	0.30
2014-07-01	MA	Mastercard	C	-1.85	1.20	MCO	Moody's	A	2.44	1.20
2014-07-01	WAT	Waters	C	-1.85	0.00	ESRX	Express Scripts	A	2.32	0.00
2014-07-01	C	Citigroup	D	-2.84	0.40	ALL	Allstate	A	2.43	0.40
2014-07-01	NOW	Servicenow	C	-1.85	0.30	AMAT	Applied Materials	A	2.36	0.30
2014-07-01	DPZ	Domino's Pizza	C	-1.85	0.00	IPG	Interpublic Group Of Companies	A	2.32	0.00
2014-07-01	GNRC	Generac	C	-1.87	0.10	IR	Ingersoll-rand	A	2.51	0.10
2014-07-01	V	Visa	C	-1.85	1.60	STI	Suntrust Banks	A	2.42	1.60
2014-07-01	LNKD	Linkedin	D	-2.89	0.20	R	Ryder System	A	2.44	0.20
2014-07-01	DXCM	Dexcom	C	-1.83	0.10	AGN	Allergan	A	2.32	0.10
2014-07-01	XRO	Xero	C	-1.90	0.00	PFG	Principal Financial	A	2.40	0.00
2014-07-01	BTO	B2gold	C	-1.85	0.00	GT	Goodyear Tire & Rubber	A	2.39	0.00
2014-07-01	WDAY	Workday	C	-1.87	0.50	GOOGL	Google Class A	A	2.35	0.50
2014-07-01	FBHS	Fortune Brands Home & Security	C	-1.86	0.00	CTAS	Cintas	A	2.40	0.00
2014-07-01	DNKN	Dunkin' Brands	C	-1.85	0.30	AN	Autonation	A	2.29	0.30
2014-07-01	OAK	Oaktree Capital Group Llc	D	-2.86	0.10	EFX	Equifax	A	2.41	0.10
2014-07-01	AVO	Avigilon	C	-1.88	0.00	FLS	Flowserve	A	2.37	0.00
2014-07-01	BLMN	Bloomin' Brands	D	-2.85	0.00	DNB	Dun & Bradstreet	A	2.29	0.00
2014-07-01	BIRG	Bank Of Ireland	C	-1.89	0.40	HAL	Halliburton	A	2.36	0.40
2014-08-01	THI	Restaurant Brands International	C	-1.83	0.10	NI	Nisource	A	2.79	0.10

Date	Ticker	Name	R	SM	W (%)	Ticker	Name	R	SM	W (%)
2014-08-01	CTSH	Cognizant Technology Solutions	C	-1.85	0.10	HPQ	Hewlett-Packard	A	2.50	0.10
2014-08-01	BAC	Bank Of America	C	-1.86	0.40	ALL	Allstate	A	2.43	0.40
2014-08-01	SAM	Boston Beer	C	-1.85	0.10	DLPH	Delphi Automotive	A	2.57	0.10
2014-08-01	EQT	Eqst	C	-1.86	0.10	HP	Helmerich & Payne	A	2.45	0.10
2014-08-01	HOG	Harley-davidson	C	-1.86	0.20	KORS	Michael Kors	A	2.57	0.20
2014-08-01	PG	Procter & Gamble	C	-1.84	0.00	WHR	Whirlpool	A	2.44	0.00
2014-08-01	TJX	Tjx Companies	C	-1.86	1.50	DAL	Delta Air Lines	A	2.73	1.50
2014-08-01	MRVL	Marvell Technology	C	-1.86	0.10	WDC	Western Digital	A	2.50	0.10
2014-08-01	BSX	Boston Scientific	C	-1.85	0.30	AMGN	Amgen	A	2.39	0.30
2014-08-01	ARM	Arm Holdings	D	-2.87	0.00	HAR	Harman Ind Inc	A	2.43	0.00
2014-08-01	ESNT	Essentra	C	-1.86	0.10	MCO	Moody's	A	2.43	0.10
2014-08-01	CNQR	Concur Technologies	D	-2.88	0.00	CSC	Computer Sciences	A	2.46	0.00
2014-08-01	9984	Softbank	C	-1.85	0.10	SNA	Snap-on	A	2.42	0.10
2014-08-01	BMJ	Bristol-myers Squibb	C	-1.85	0.30	ESRX	Express Scripts	A	2.33	0.30
2014-08-01	BG.	Bg	C	-1.84	0.00	STI	Suntrust Banks	A	2.40	0.00
2014-08-01	RYAAY	Ryanair Adr	C	-1.85	0.10	SWY	Safeway Inc	A	2.43	0.10
2014-08-01	OPK	Opko Health	C	-1.88	0.00	AGN	Allergan	A	2.31	0.00
2014-08-01	DPZ	Domino's Pizza	C	-1.85	0.00	MCK	Mckesson	A	2.43	0.00
2014-08-01	GNRC	Generac	C	-1.88	0.10	IR	Ingersoll-rand	A	2.48	0.10
2014-08-01	DXCM	Dexcom	C	-1.84	0.10	HUM	Humana	A	2.31	0.10
2014-08-01	XRO	Xero	C	-1.91	0.00	TMK	Torchmark	A	2.39	0.00
2014-08-01	BTO	B2gold	C	-1.86	0.10	CTAS	Cintas	A	2.39	0.10
2014-08-01	WDAY	Workday	C	-1.88	0.40	PBI	Pitney Bowes	A	2.43	0.40
2014-08-01	FBHS	Fortune Brands Home & Security	D	-2.87	0.00	R	Ryder System	A	2.43	0.00
2014-08-01	DNKN	Dunkin' Brands	C	-1.86	0.20	WAG	Walgreens Boots Alliance	A	2.40	0.20
2014-08-01	OAK	Oaktree Capital Group Llc	D	-2.86	0.10	EFX	Equifax	A	2.43	0.10
2014-08-01	AVO	Avigilon	C	-1.88	0.00	STX	Seagate Technology	A	2.39	0.00
2014-08-01	IVN	Ivanhoe Mines	D	-2.88	0.00	PFJ	Principal Financial	A	2.39	0.00
2014-08-01	BIRG	Bank Of Ireland	C	-1.89	0.50	WYNN	Wynn Resorts	A	2.38	0.50
2014-09-01		Bayer	C	-1.84	0.50	WDC	Western Digital	A	2.51	0.50
2014-09-01	SAM	Boston Beer	C	-1.85	0.10	DLPH	Delphi Automotive	A	2.59	0.10
2014-09-01	CB	Chubb Corp	C	-1.84	0.30	MCO	Moody's	A	2.46	0.30
2014-09-01	ERF	Eurofins Scientific	C	-1.86	0.00	WHR	Whirlpool	A	2.46	0.00
2014-09-01	FMC	Fmc	D	-2.87	0.00	AA	Alcoa	A	2.36	0.00
2014-09-01	HOG	Harley-davidson	C	-1.86	0.10	KORS	Michael Kors	A	2.55	0.10
2014-09-01	JEC	Jacobs Engineering	D	-2.87	0.00	IR	Ingersoll-rand	A	2.49	0.00
2014-09-01	RKT	Rock-Tenn Co	D	-2.85	0.10	NI	Nisource	A	2.84	0.10
2014-09-01	LB-TYK	Liberty Global	C	-1.84	0.20	SWY	Safeway Inc	A	2.43	0.20
2014-09-01	MRVL	Marvell Technology	C	-1.86	0.00	HPQ	Hewlett-Packard	A	2.54	0.00
2014-09-01	BSX	Boston Scientific	C	-1.85	0.30	AMGN	Amgen	A	2.43	0.30
2014-09-01	PCP	Precision Castparts	C	-1.85	0.10	R	Ryder System	A	2.45	0.10
2014-09-01	9984	Softbank	C	-1.85	0.00	HAR	Harman Ind Inc	A	2.46	0.00
2014-09-01	BMJ	Bristol-myers Squibb	C	-1.85	0.30	ESRX	Express Scripts	A	2.35	0.30
2014-09-01	BG.	Bg	C	-1.84	0.10	HP	Helmerich & Payne	A	2.45	0.10
2014-09-01	LBTYA	Liberty Global	C	-1.84	0.20	MCK	Mckesson	A	2.43	0.20
2014-09-01	RYAAY	Ryanair Adr	C	-1.85	0.10	WYNN	Wynn Resorts	A	2.35	0.10
2014-09-01	OPK	Opko Health	C	-1.84	0.00	HUM	Humana	A	2.33	0.00
2014-09-01	PCS	T-Mobile US Inc.	C	-1.86	0.10	FTR	Frontier Communications	A	2.30	0.10
2014-09-01	ILD	Iliad	C	-1.89	0.00	EFX	Equifax	A	2.44	0.00
2014-09-01	GNRC	Generac	C	-1.87	0.00	LMT	Lockheed Martin	A	2.43	0.00
2014-09-01	XRO	Xero	C	-1.91	0.00	CSC	Computer Sciences	A	2.44	0.00
2014-09-01	BTO	B2gold	C	-1.87	0.10	SNA	Snap-on	A	2.43	0.10
2014-09-01	SFM	Sprouts Farmers Market	D	-2.90	0.00	DTV	DIRECTV	A	2.34	0.00
2014-09-01	DNKN	Dunkin' Brands	D	-2.86	0.20	IPG	Interpublic Group Of Companies	A	2.32	0.20

Date	Ticker	Name	R	SM	W (%)	Ticker	Name	R	SM	W (%)
2014-09-01	OAK	Oaktree Capital Group Llc	D	-2.86	0.10	ALL	Allstate	A	2.45	0.10
2014-09-01	IVN	Ivanhoe Mines	D	-2.88	0.00	PBI	Pitney Bowes	A	2.43	0.00
2014-10-01	BA	Boeing	D	-2.85	0.20	URI	United Rentals	A	2.64	0.20
2014-10-01	SAM	Boston Beer	D	-2.86	0.10	STZ	Constellation Brands	A	2.79	0.10
2014-10-01	ABF	Associated British Foods	C	-1.86	0.50	WDC	Western Digital	A	2.47	0.50
2014-10-01	5332	Toto	D	-2.89	0.00	CSC	Computer Sciences	A	2.44	0.00
2014-10-01	CB	Chubb Corp	C	-1.84	0.30	MCO	Moody's	A	2.45	0.30
2014-10-01	ADS	Alliance Data Systems	C	-1.86	0.00	R	Ryder System	A	2.44	0.00
2014-10-01	MON	Monsanto	C	-1.85	0.20	DLPH	Delphi Automotive	A	2.52	0.20
2014-10-01	DHR	Danaher	C	-1.85	0.70	LMT	Lockheed Martin	A	2.44	0.70
2014-10-01	ERF	Eurofins Scientific	C	-1.86	0.00	SNA	Snap-on	A	2.41	0.00
2014-10-01	MCHP	Microchip Technology	C	-1.85	0.00	HPQ	Hewlett-Packard	A	2.49	0.00
2014-10-01	HOG	Harley-davidson	D	-2.87	0.10	KORS	Michael Kors	A	2.50	0.10
2014-10-01	ITW	Illinois Tool Works	C	-1.85	0.40	CTAS	Cintas	A	2.43	0.40
2014-10-01	RKT	Rock-Tenn Co	D	-2.85	0.00	NI	Nisource	A	2.87	0.00
2014-10-01	NBL	Noble Energy	C	-1.86	2.00	HP	Helmerich & Payne	A	2.40	2.00
2014-10-01	PCAR	Paccar	C	-1.86	0.00	NOC	Northrop Grumman	A	2.33	0.00
2014-10-01	SLB	Schlumberger	C	-1.86	0.70	HAL	Halliburton	A	2.32	0.70
2014-10-01	AMZN	Amazon.com	D	-2.85	1.40	SWY	Safeway Inc	A	2.43	1.40
2014-10-01	LB-TYK	Liberty Global	C	-1.84	0.20	MCK	Mckesson	A	2.42	0.20
2014-10-01	TPR	Tapestry	D	-2.90	0.00	WHR	Whirlpool	A	2.43	0.00
2014-10-01	EOG	Eog Resources	C	-1.86	1.20	XEC	Cimarex Energy	A	2.32	1.20
2014-10-01	BSX	Boston Scientific	C	-1.86	0.30	MNK	Mallinckrodt	A	2.36	0.30
2014-10-01	PCP	Precision Castparts	D	-2.86	0.00	NSC	Norfolk Southern	A	2.32	0.00
2014-10-01	BIR	Birchcliff Energy	C	-1.89	0.00	SNDK	Sandisk Corp	A	2.40	0.00
2014-10-01	MA	Mastercard	C	-1.84	1.20	ALL	Allstate	A	2.45	1.20
2014-10-01	BG.	Bg	C	-1.86	0.00	PFG	Principal Financial	A	2.40	0.00
2014-10-01	USB	Us Bancorp	C	-1.84	1.00	EFX	Equifax	A	2.41	1.00
2014-10-01	LBTYA	Liberty Global	C	-1.84	0.20	DTV	DIRECTV	A	2.34	0.20
2014-10-01	HON	Honeywell International	C	-1.84	0.10	GD	General Dynamics	A	2.31	0.10
2014-10-01	OPK	Opko Health	D	-2.85	0.00	AGN	Allergan	A	2.34	0.00
2014-10-01	PCS	T-Mobile US Inc.	C	-1.87	0.10	FTR	Frontier Communications	A	2.28	0.10
2014-10-01	ILD	Iliad	C	-1.88	0.00	LRCX	Lam Research	A	2.39	0.00
2014-10-01	WLK	Westlake Chemical	C	-1.86	0.10	AA	Alcoa	A	2.34	0.10
2014-10-01	CXO	Concho Resources	C	-1.86	0.10	MRO	Marathon Oil	A	2.27	0.10
2014-10-01	XRO	Xero	D	-2.92	0.00	STX	Seagate Technology	A	2.37	0.10
2014-10-01	BTO	B2gold	C	-1.89	0.10	SRE	Sempra Energy	A	2.35	0.10
2014-10-01	TOU	Tourmaline Oil	C	-1.86	0.10	WYNN	Wynn Resorts	A	2.33	0.70
2014-10-01	SFM	Sprouts Farmers Market	D	-2.90	0.00	NI	Nisource	A	2.90	0.00
2014-10-01	TRIP	Tripadvisor	C	-1.86	0.70	AA	Alcoa	A	2.37	0.10
2014-10-01	IVN	Ivanhoe Mines	D	-2.90	0.00	URI	United Rentals	A	2.68	0.10
2014-11-03	ELD	Eldorado Gold	C	-1.89	0.00	WDC	Western Digital	A	2.50	0.50
2014-11-03	APD	Air Products & Chemicals	C	-1.83	0.10	CSC	Computer Sciences	A	2.45	0.00
2014-11-03	BA	Boeing	D	-2.85	0.10	HPQ	Hewlett-Packard	A	2.51	0.10
2014-11-03	ABF	Associated British Foods	C	-1.86	0.50	DLPH	Delphi Automotive	A	2.59	0.20
2014-11-03	5332	Toto	D	-2.88	0.00	LMT	Lockheed Martin	A	2.47	0.00
2014-11-03	TSM	Taiwan Semiconductor Manufacturing	C	-1.84	0.10	EFX	Equifax	A	2.43	0.00
2014-11-03	ADR	Adr	C	-1.85	0.20	WHR	Whirlpool	A	2.52	0.00
2014-11-03	MON	Monsanto	C	-1.85	0.20	HP	Helmerich & Payne	A	2.36	1.50
2014-11-03	DE	Deere	D	-2.85	0.00	CTAS	Cintas	A	2.45	0.10
2014-11-03	ERF	Eurofins Scientific	C	-1.86	0.00	MCO	Moody's	A	2.48	0.20
2014-11-03	HOG	Harley-davidson	D	-2.85	0.00					
2014-11-03	NBL	Noble Energy	D	-2.88	1.50					
2014-11-03	PCAR	Paccar	C	-1.84	0.10					
2014-11-03	PNC	Pnc Financial Services	C	-1.84	0.20					

Date	Ticker	Name	R	SM	W (%)	Ticker	Name	R	SM	W (%)
2014-11-03	PPG	Ppg Industries	C	-1.84	0.60	SIAL	Sigma Aldrich	A	2.34	0.60
2014-11-03	SLB	Schlumberger	C	-1.86	0.50	WMB	Williams Companies	A	2.28	0.50
2014-11-03	TMO	Thermo Fisher Scientific	C	-1.84	0.50	AGN	Allergan	A	2.37	0.50
2014-11-03	AMZN	Amazon.com	D	-2.86	1.20	MCK	Mckesson	A	2.45	1.20
2014-11-03	TPR	Tapestry	D	-2.90	0.10	TSO	Tesoro	A	2.26	1.00
2014-11-03	EOG	Eog Resources	C	-1.87	1.00	SWY	Safeway Inc	A	2.43	0.00
2014-11-03	DISCA	Discovery Communications	D	-2.87	0.00	WYNN	Wynn Resorts	A	2.34	1.20
2014-11-03	SBUX	Starbucks	C	-1.84	1.20	STX	Seagate Technology	A	2.43	0.00
2014-11-03	BIR	Birchcliff Energy	C	-1.90	0.00	LRCX	Lam Research	A	2.42	0.00
2014-11-03	BG.	Bg	D	-2.86	0.00	ALL	Allstate	A	2.48	1.00
2014-11-03	USB	Us Bancorp	C	-1.84	1.00	R	Ryder System	A	2.44	0.10
2014-11-03	HON	Honeywell International	C	-1.84	0.10	ESRX	Express Scripts	A	2.36	0.00
2014-11-03	OPK	Opko Health	D	-2.85	0.00	FPF	Principal Financial	A	2.41	0.00
2014-11-03	ILD	Iliad	C	-1.87	0.00	MRO	Marathon Oil	A	2.25	0.00
2014-11-03	AR	Antero Resources	D	-2.87	0.00	DOW	Dow Chemical	A	2.27	0.00
2014-11-03	WLK	Westlake Chemical	C	-1.88	0.00	SRE	Sempra Energy	A	2.37	0.10
2014-11-03	DLG	Direct Line Insurance	C	-1.85	0.10	PSX	Phillips 66	A	2.23	0.00
2014-11-03	CXO	Concho Resources	C	-1.88	0.00	SNA	Snap-on	A	2.46	0.10
2014-11-03	XRO	Xero	D	-2.94	0.00	HUM	Humana	A	2.36	0.10
2014-11-03	BUD	Anheuser-busch Inbev Adr	C	-1.84	0.10		Berkshire Hathaway B	A	2.36	0.30
2014-11-03	BTO	B2gold	C	-1.91	0.10	NOC	Northrop Grumman	A	2.35	0.00
2014-11-03	FNV	Franco-nevada	C	-1.86	0.30	GD	General Dynamics	A	2.35	0.10
2014-11-03	CNQ	Canadian Natural Resources	C	-1.87	0.00	DTV	DIRECTV	A	2.34	0.00
2014-11-03	TOU	Tourmaline Oil	C	-1.88	0.10	DNB	Dun & Bradstreet	A	2.32	0.60
2014-11-03	SFM	Sprouts Farmers Market	D	-2.90	0.00	NI	Nisource	A	2.88	0.00
2014-11-03	TRIP	Tripadvisor	C	-1.87	0.60	DLPH	Delphi Automotive	A	2.62	0.20
2014-11-03	IVN	Ivanhoe Mines	D	-2.93	0.00	HPQ	Hewlett-Packard	A	2.55	0.00
2014-12-01	ELD	Eldorado Gold	C	-1.86	0.00	AA	Alcoa	A	2.37	0.50
2014-12-01	MON	Monsanto	C	-1.84	0.20	MCK	Mckesson	A	2.46	1.00
2014-12-01	ERF	Eurofins Scientific	C	-1.86	0.00	HP	Helmerich & Payne	A	2.29	1.20
2014-12-01	ECL	Ecolab	C	-1.85	0.50	TSO	Tesoro	A	2.26	0.40
2014-12-01	PCLN	The Priceline	D	-2.86	1.00	PSX	Phillips 66	A	2.22	0.80
2014-12-01	NBL	Noble Energy	D	-2.90	1.20	SWY	Safeway Inc	A	2.43	0.30
2014-12-01	SLB	Schlumberger	C	-1.88	0.40	AGN	Allergan	A	2.40	0.00
2014-12-01	EOG	Eog Resources	C	-1.88	0.80	WDC	Western Digital	A	2.51	0.00
2014-12-01	NFLX	Netflix	C	-1.88	0.30	WHR	Whirlpool	A	2.56	1.00
2014-12-01	THC	Tenet Healthcare	C	-1.88	0.00	URI	United Rentals	A	2.65	0.00
2014-12-01	BIR	Birchcliff Energy	C	-1.89	0.00	TIF	Tiffany	A	2.35	0.10
2014-12-01	EL	Estee Lauder Companies	C	-1.84	1.00	ESRX	Express Scripts	A	2.39	0.00
2014-12-01	RXN	Rexnord	C	-1.85	0.00	SNA	Snap-on	A	2.46	1.00
2014-12-01	LVS	Las Vegas Sands	D	-2.88	0.10	MRO	Marathon Oil	A	2.21	0.00
2014-12-01	OPK	Opko Health	D	-2.85	0.00	MCO	Moody's	A	2.49	0.10
2014-12-01	TSLA	Tesla	C	-1.87	1.00	MPC	Marathon Petroleum	A	2.20	0.00
2014-12-01	AR	Antero Resources	D	-2.88	0.00	CSC	Computer Sciences	A	2.47	0.30
2014-12-01	DLG	Direct Line Insurance	C	-1.84	0.10	LMT	Lockheed Martin	A	2.47	0.00
2014-12-01	CXO	Concho Resources	C	-1.90	0.00	R	Ryder System	A	2.46	0.00
2014-12-01	XRO	Xero	D	-2.94	0.00	DTV	DIRECTV	A	2.34	0.50
2014-12-01	BTO	B2gold	D	-2.91	0.10	ALL	Allstate	A	2.50	0.10
2014-12-01	FNV	Franco-nevada	C	-1.85	0.30					
2014-12-01	CNQ	Canadian Natural Resources	C	-1.87	0.00					
2014-12-01	TOU	Tourmaline Oil	D	-2.89	0.00					
2014-12-01	TRIP	Tripadvisor	C	-1.89	0.50					
2014-12-01	OAK	Oaktree Capital Group Llc	D	-2.85	0.10					
2014-12-01	IVN	Ivanhoe Mines	D	-2.92	0.00					
2015-01-01	ELD	Eldorado Gold	C	-1.87	0.00	NI	Nisource	A	2.90	0.00
2015-01-01	CLR	Continental Resources	D	-2.92	0.10					
2015-01-01	ECL	Ecolab	C	-1.85	0.40	LYB	Lyondellbasell Industries	A	2.36	0.40

Date	Ticker	Name	R	SM	W (%)	Ticker	Name	R	SM	W (%)
2015-01-01	700	Tencent	C	-1.86	0.10	WHR	Whirlpool	A	2.59	0.10
2015-01-01	PCLN	The Priceline	D	-2.86	1.00	MCK	Mckesson	A	2.46	1.00
2015-01-01	NBL	Noble Energy	D	-2.90	1.00					
2015-01-01	NUE	Nucor	C	-1.86	0.00	AA	Alcoa	A	2.34	0.00
2015-01-01	SLB	Schlumberger	C	-1.88	0.30	TSO	Tesoro	A	2.26	0.30
2015-01-01	AMZN	Amazon.com	D	-2.85	1.00	SWY	Safeway Inc	A	2.44	1.00
2015-01-01	EOG	Eog Resources	C	-1.87	0.80	MPC	Marathon Petroleum	A	2.20	0.80
2015-01-01	NFLX	Netflix	D	-2.88	0.30	TIF	Tiffany	A	2.35	0.30
2015-01-01	BIR	Birchcliff Energy	C	-1.91	0.00	WDC	Western Digital	A	2.55	0.00
2015-01-01	STLD	Steel Dynamics	C	-1.87	0.10	SIAL	Sigma Aldrich	A	2.34	0.10
2015-01-01	TSLA	Tesla	C	-1.87	0.90	DLPH	Delphi Automotive	A	2.62	0.90
2015-01-01	TTM	Tata Motors Adr	C	-1.85	0.10	URI	United Rentals	A	2.62	0.10
2015-01-01	DLG	Direct Line Insurance	C	-1.85	0.10	ALL	Allstate	A	2.52	0.10
2015-01-01	AL	Air Lease	C	-1.87	0.20	CTAS	Cintas	A	2.49	0.20
2015-01-01	CXO	Concho Resources	D	-2.89	0.00	APC	Anadarko Petroleum	A	2.17	0.00
2015-01-01	XRO	Xero	D	-2.94	0.00					
2015-01-01	BTO	B2gold	D	-2.91	0.10					
2015-01-01	FNV	Franco-nevada	C	-1.86	0.20	SNA	Snap-on	A	2.47	0.20
2015-01-01	TRIP	Tripadvisor	D	-2.89	0.50	DNB	Dun & Bradstreet	A	2.31	0.50
2015-01-01	IVN	Ivanhoe Mines	D	-2.91	0.00					
2015-01-01	GOOGL	Alphabet	D	-2.86	3.00	HPQ	Hewlett-Packard	A	2.57	3.00
2015-02-02	CLR	Continental Resources	D	-2.90	0.10					
2015-02-02	ECL	Ecolab	C	-1.85	0.30	AA	Alcoa	A	2.35	0.30
2015-02-02	GMCR	Keurig Green Mountain	C	-1.87	0.20	WHR	Whirlpool	A	2.61	0.20
2015-02-02	PCLN	The Priceline	D	-2.88	0.70	MCK	Mckesson	A	2.47	0.70
2015-02-02	JNJ	Johnson & Johnson	C	-1.85	1.80	MNK	Mallinckrodt	A	2.43	1.80
2015-02-02	CRM	Salesforce.com	C	-1.85	0.90	HPQ	Hewlett-Packard	A	2.52	0.90
2015-02-02	MAT	Mattel	D	-2.90	0.00					
2015-02-02	MSFT	Microsoft	C	-1.86	1.60	WDC	Western Digital	A	2.49	1.60
2015-02-02	NBL	Noble Energy	D	-2.90	1.00	TSO	Tesoro	A	2.29	1.00
2015-02-02	SLB	Schlumberger	D	-2.88	0.20	MPC	Marathon Petroleum	A	2.21	0.20
2015-02-02	EOG	Eog Resources	C	-1.87	0.70	VLO	Valero Energy	B	1.21	0.70
2015-02-02	QCOM	Qualcomm	D	-2.87	0.40	CSC	Computer Sciences	A	2.45	0.40
2015-02-02	BIR	Birchcliff Energy	D	-2.92	0.00					
2015-02-02	TWTR	Twitter	D	-2.91	0.00					
2015-02-02	TSLA	Tesla	C	-1.88	0.80	DLPH	Delphi Automotive	A	2.60	0.80
2015-02-02	DFS	Discover Financial Services	C	-1.86	0.10	ALL	Allstate	A	2.52	0.10
2015-02-02	AL	Air Lease	C	-1.86	0.20	URI	United Rentals	A	2.52	0.20
2015-02-02	CXO	Concho Resources	D	-2.87	0.00	COG	Cabot Oil & Gas	B	1.16	0.00
2015-02-02	XRO	Xero	D	-2.94	0.00					
2015-02-02	WDAY	Workday	D	-2.86	0.20	STX	Seagate Technology	A	2.38	0.20
2015-02-02	TRIP	Tripadvisor	D	-2.90	0.30	DNB	Dun & Bradstreet	A	2.31	0.30
2015-02-02	IVN	Ivanhoe Mines	D	-2.94	0.00					
2015-02-02	GOOGL	Alphabet	D	-2.85	2.70	BRCM	Broadcom Corp	A	2.28	2.70
2015-03-02	AMT	American Tower	C	-1.84	0.40	EFX	Equifax	A	2.53	0.40
2015-03-02	CLR	Continental Resources	D	-2.91	0.00					
2015-03-02	ECL	Ecolab	C	-1.84	0.30	SIAL	Sigma Aldrich	A	2.34	0.30
2015-03-02	GMCR	Keurig Green Mountain	C	-1.86	0.10	DLPH	Delphi Automotive	A	2.68	0.10
2015-03-02	DECK	Deckers Outdoor	C	-1.88	0.00	SNA	Snap-on	A	2.51	0.00
2015-03-02	JNJ	Johnson & Johnson	C	-1.84	1.60	HSP	Hospira	A	2.48	1.60
2015-03-02	KO	Coca-cola	C	-1.84	0.30	MNST	Monster Beverage	A	2.46	0.30
2015-03-02	MSFT	Microsoft	C	-1.85	1.30	WDC	Western Digital	A	2.54	1.30
2015-03-02	NBL	Noble Energy	D	-2.90	0.80					
2015-03-02	SLB	Schlumberger	D	-2.88	0.20	FSLR	First Solar	B	1.26	0.20
2015-03-02	EOG	Eog Resources	D	-2.87	0.60	PSX	Phillips 66	B	1.22	0.60
2015-03-02	QCOM	Qualcomm	D	-2.85	0.40	CSC	Computer Sciences	A	2.53	0.40
2015-03-02	EXAS	Exact Sciences	C	-1.88	0.00	MNK	Mallinckrodt	A	2.48	0.00
2015-03-02	BIR	Birchcliff Energy	D	-2.92	0.00					
2015-03-02	RBS	Royal Bank Of Scotland Adr	C	-1.85	0.00	ALL	Allstate	A	2.52	0.00

Date	Ticker	Name	R	SM	W (%)	Ticker	Name	R	SM	W (%)
2015-03-02	TSLA	Tesla	D	-2.89	0.60	GT	Goodyear Tire & Rubber	A	2.38	0.60
2015-03-02	DFS	Discover Financial Services	C	-1.85	0.10	NDAQ	Nasdaq	A	2.40	0.10
2015-03-02	KPTI	Karyopharm Therapeutics	D	-2.90	0.00	AGN	Allergan	A	2.45	0.00
2015-04-01	AMT	American Tower	C	-1.85	0.30	ALL	Allstate	A	2.52	0.30
2015-04-01	AXP	American Express	D	-2.86	0.70	NDAQ	Nasdaq	A	2.40	0.70
2015-04-01	ABF	Associated British Foods	C	-1.86	0.50	NI	Nisource	A	2.94	0.50
2015-04-01	GE	General Electric	D	-2.84	0.10	CTAS	Cintas	A	2.51	0.10
2015-04-01	DECK	Deckers Outdoor	D	-2.88	0.00	HBI	Hanesbrands	A	3.00	0.00
2015-04-01	JNJ	Johnson & Johnson	C	-1.85	1.50	HSP	Hospira	A	2.48	1.50
2015-04-01	KO	Coca-cola	C	-1.85	0.30	DLPH	Delphi Automotive	A	2.67	0.30
2015-04-01	MSFT	Microsoft	C	-1.86	1.00	CSC	Computer Sciences	A	2.48	1.00
2015-04-01	NBL	Noble Energy	D	-2.90	0.80	FSLR	First Solar	B	1.25	0.80
2015-04-01	PCAR	Paccar	C	-1.85	0.10	LMT	Lockheed Martin	A	2.49	0.10
2015-04-01	SLB	Schlumberger	D	-2.88	0.20	PSX	Phillips 66	B	1.23	0.20
2015-04-01	QCOM	Qualcomm	D	-2.86	0.30	LRCX	Lam Research	A	2.37	0.30
2015-04-01	EXAS	Exact Sciences	C	-1.88	0.10	HUM	Humana	A	2.46	0.10
2015-04-01	BIR	Birchcliff Energy	D	-2.92	0.00					
2015-04-01	USB	Us Bancorp	C	-1.84	1.00	LM	Legg Mason	A	2.37	1.00
2015-04-01	RBS	Royal Bank Of Scotland Adr	C	-1.86	0.00		Berkshire Hathaway B	A	2.36	0.00
2015-04-01	RXN	Rexnord	D	-2.84	0.00	R	Ryder System	A	2.47	0.00
2015-04-01	TSLA	Tesla	D	-2.89	0.50	WHR	Whirlpool	A	2.61	0.50
2015-04-01	BTO	B2gold	D	-2.88	0.10	MCK	Mckesson	A	2.49	0.10
2015-04-01	KPTI	Karyopharm Therapeutics	D	-2.89	0.00	ESRX	Express Scripts	A	2.39	0.00
2015-04-01	NMBL	Nimble Storage	D	-2.87	0.00	ADSK	Autodesk	A	2.29	0.00
2015-04-01	FANG	Diamondback Energy	C	-1.86	0.00	BHI	Baker Hughes	B	1.20	0.00
2015-04-01	MDLZ	Mondelez International	C	-1.85	0.20	SNA	Snap-on	A	2.51	0.20
2015-05-01	AMT	American Tower	C	-1.85	0.30	ALL	Allstate	A	2.51	0.30
2015-05-01	AXP	American Express	D	-2.86	0.50	NDAQ	Nasdaq	A	2.38	0.50
2015-05-01	SAM	Boston Beer	C	-1.87	0.10	HBI	Hanesbrands	A	2.96	0.10
2015-05-01	ABF	Associated British Foods	C	-1.85	0.50	NI	Nisource	A	2.93	0.50
2015-05-01	SYMC	Symantec	C	-1.84	0.10	CSC	Computer Sciences	A	2.48	0.10
2015-05-01	IDXX	Idexx Laboratories	C	-1.87	0.00	HSP	Hospira	A	2.48	0.00
2015-05-01	JNJ	Johnson & Johnson	D	-2.85	1.30	HUM	Humana	A	2.43	1.30
2015-05-01	KO	Coca-cola	D	-2.85	0.30	WHR	Whirlpool	A	2.54	0.30
2015-05-01	MAT	Mattel	D	-2.90	0.10					
2015-05-01	PCAR	Paccar	C	-1.85	0.10	CTAS	Cintas	A	2.50	0.10
2015-05-01	CHRW	C.h.robinson Worldwide	C	-1.86	0.10	R	Ryder System	A	2.48	0.10
2015-05-01	UNP	Union Pacific	C	-1.86	1.10	LMT	Lockheed Martin	A	2.46	1.10
2015-05-01	WMT	Wal-mart Stores	C	-1.86	0.00	MCK	Mckesson	A	2.49	0.00
2015-05-01	QCOM	Qualcomm	D	-2.86	0.20	LRCX	Lam Research	A	2.41	0.20
2015-05-01	EXAS	Exact Sciences	C	-1.88	0.10	ESRX	Express Scripts	A	2.40	0.10
2015-05-01	USB	Us Bancorp	C	-1.84	1.00	LM	Legg Mason	A	2.36	1.00
2015-05-01	AMP	Ameriprise Financial	C	-1.85	0.10		Berkshire Hathaway B	A	2.36	0.10
2015-05-01	RBS	Royal Bank Of Scotland Adr	C	-1.86	0.00	BK	Bank Of New York Mellon	A	2.35	0.00
2015-05-01	CMG	Chipotle Mexican Grill	C	-1.85	1.10	EXPE	Expedia	A	2.35	1.10
2015-05-01	DAL	Delta Air Lines	C	-1.85	0.10	DNB	Dun & Bradstreet	A	2.33	0.10
2015-05-01	BTO	B2gold	D	-2.89	0.10	SNA	Snap-on	A	2.53	0.10
2015-05-01	FNV	Franco-nevada	C	-1.85	0.20	MNST	Monster Beverage	A	2.46	0.20
2015-05-01	LYB	Lyondellbasell Industries	D	-2.85	0.00	SIAL	Sigma Aldrich	A	2.34	0.00
2015-05-01	KPTI	Karyopharm Therapeutics	D	-2.86	0.00	EW	Edwards Lifesciences	A	2.33	0.00
2015-05-01	SFM	Sprouts Farmers Market	C	-1.86	0.10	KR	Kroger	A	2.33	0.10
2015-06-01	AMT	American Tower	C	-1.85	0.20	ALL	Allstate	A	2.49	0.20
2015-06-01	CTCT	Constant Contact	C	-1.89	0.10	CSC	Computer Sciences	A	2.50	0.10
2015-06-01	AXP	American Express	D	-2.86	0.40	NDAQ	Nasdaq	A	2.40	0.40
2015-06-01	SAM	Boston Beer	C	-1.87	0.10	HBI	Hanesbrands	A	2.98	0.10
2015-06-01	ABF	Associated British Foods	C	-1.85	0.60	NI	Nisource	A	3.00	0.60

Date	Ticker	Name	R	SM	W (%)	Ticker	Name	R	SM	W (%)
2015-06-01	CL	Colgate-palmolive	C	-1.84	1.80	WHR	Whirlpool	A	2.57	1.80
2015-06-01	MON	Monsanto	C	-1.85	0.20	MNST	Monster Beverage	A	2.41	0.20
2015-06-01	SYMC	Symantec	C	-1.85	0.10	LRCX	Lam Research	A	2.44	0.10
2015-06-01	ZBH	Zimmer Biomet	C	-1.84	0.30	HUM	Humana	A	2.56	0.30
2015-06-01	IP	International Paper	C	-1.85	0.10	SIAL	Sigma Aldrich	A	2.34	0.10
2015-06-01	KO	Coca-cola	D	-2.85	0.20	HRL	Hormel Foods	A	2.33	0.20
2015-06-01	LUV	Southwest Airlines	C	-1.87	0.40	MCK	Mckesson	A	2.52	0.40
2015-06-01	MAT	Mattel	D	-2.91	0.10					
2015-06-01	RHI	Robert Half International	C	-1.85	0.10	CTAS	Cintas	A	2.54	0.10
2015-06-01	CHRW	C.h.robinson Worldwide	C	-1.87	0.10	R	Ryder System	A	2.46	0.10
2015-06-01	UNP	Union Pacific	C	-1.86	0.90	NOC	Northrop Grumman	A	2.41	0.90
2015-06-01	WDC	Western Digital	C	-1.86	0.00	BRCM	Broadcom Corp	A	2.37	0.00
2015-06-01	DISH	Dish Network	C	-1.85	0.00	EXPE	Expedia	A	2.37	0.00
2015-06-01	QCOM	Qualcomm	D	-2.84	0.30	NVDA	Nvidia	A	2.31	0.30
2015-06-01	EXAS	Exact Sciences	C	-1.85	0.10	MNK	Mallinckrodt	A	2.52	0.10
2015-06-01	CP	Canadian Pacific Railway	C	-1.86	0.80	LVL	Level 3 Communications	A	2.43	0.80
2015-06-01	USB	Us Bancorp	C	-1.84	0.90		Berkshire Hathaway B	A	2.36	0.90
2015-06-01	AMP	Ameriprise Financial	C	-1.85	0.00	LM	Legg Mason	A	2.36	0.00
2015-06-01	RBS	Royal Bank Of Scotland Adr	D	-2.86	0.00	BK	Bank Of New York Mellon	A	2.35	0.00
2015-06-01	LNKD	Linkedin	C	-1.88	0.10	GD	General Dynamics	A	2.35	0.10
2015-06-01	CMG	Chipotle Mexican Grill	C	-1.86	1.10	KR	Kroger	A	2.34	1.10
2015-06-01	DAL	Delta Air Lines	C	-1.85	0.10	DNB	Dun & Bradstreet	A	2.33	0.10
2015-06-01	BTO	B2gold	D	-2.87	0.10	ESRX	Express Scripts	A	2.40	0.10
2015-06-01	FNV	Franco-nevada	C	-1.85	0.10	EW	Edwards Lifesciences	A	2.34	0.10
2015-06-01	WDAY	Workday	C	-1.86	0.20	ALTR	Altera Corp.	A	2.25	0.20
2015-06-01	KPTI	Karyopharm Therapeutics	D	-2.87	0.00	HSP	Hospira	A	2.48	0.00
2015-06-01	SFM	Sprouts Farmers Market	C	-1.87	0.00	KMX	Carmax	A	2.27	0.00
2015-06-01	GOOG	Alphabet	D	-2.85	2.20	VRSN	Verisign	A	2.22	2.20
2015-07-01	AMT	American Tower	D	-2.85	0.20	ALL	Allstate	A	2.48	0.20
2015-07-01	AMGN	Amgen	C	-1.85	0.40	HUM	Humana	A	2.50	0.40
2015-07-01	CTCT	Constant Contact	D	-2.89	0.10	CSC	Computer Sciences	A	2.49	0.10
2015-07-01	4503	Astellas Pharma	C	-1.86	0.20	NI	Nisource	A	2.96	0.20
2015-07-01	AXP	American Express	D	-2.86	0.20	NDAQ	Nasdaq	A	2.38	0.20
2015-07-01	SAM	Boston Beer	C	-1.88	0.10	HBI	Hanesbrands	A	3.00	0.10
2015-07-01	CL	Colgate-palmolive	C	-1.85	1.60	WHR	Whirlpool	A	2.52	1.60
2015-07-01	MON	Monsanto	D	-2.86	0.10	HRL	Hormel Foods	A	2.33	0.10
2015-07-01	EQR	Equity Residential	C	-1.85	0.10		Berkshire Hathaway B	A	2.35	0.10
2015-07-01	MAR	Marriott International	C	-1.85	0.50	MCK	Mckesson	A	2.50	0.50
2015-07-01	SYMC	Symantec	C	-1.86	0.00	LRCX	Lam Research	A	2.44	0.00
2015-07-01		Fidelity National Information Services	C	-1.85	0.10	CTAS	Cintas	A	2.53	0.10
2015-07-01	ZBH	Zimmer Biomet	C	-1.85	0.30	HSP	Hospira	A	2.48	0.30
2015-07-01	ITW	Illinois Tool Works	C	-1.84	0.30	R	Ryder System	A	2.44	0.30
2015-07-01	KO	Coca-cola	D	-2.85	0.20	RAI	Reynolds American	A	2.31	0.20
2015-07-01	LUV	Southwest Airlines	C	-1.88	0.40	EXPE	Expedia	A	2.37	0.40
2015-07-01	MAT	Mattel	D	-2.91	0.10					
2015-07-01	NBL	Noble Energy	D	-2.87	0.50	NFX	Newfield Exploration	A	2.26	0.50
2015-07-01	OLN	Olin	C	-1.86	0.00	SIAL	Sigma Aldrich	A	2.35	0.00
2015-07-01	PG	Procter & Gamble	D	-2.86	0.00	SWK	Stanley Black & Decker	A	2.30	0.00
2015-07-01	RHI	Robert Half International	C	-1.85	0.10	NOC	Northrop Grumman	A	2.41	0.10
2015-07-01	CHRW	C.h.robinson Worldwide	D	-2.87	0.10	GD	General Dynamics	A	2.36	0.10
2015-07-01	TJX	Tjx Companies	C	-1.84	1.70	KR	Kroger	A	2.34	1.70
2015-07-01	UNP	Union Pacific	C	-1.87	0.70	VMC	Vulcan Materials Co	A	2.30	0.70
2015-07-01	PXD	Pioneer Natural Resources	D	-2.87	0.00	WMB	Williams Companies	A	2.23	0.00

Date	Ticker	Name	R	SM	W (%)	Ticker	Name	R	SM	W (%)
2015-07-01	DISH	Dish Network	C	-1.86	0.00	DNB	Dun & Bradstreet	A	2.32	0.00
2015-07-01		Bank Central Asia	C	-1.85	0.10	LVL	Level 3 Communications	A	2.42	0.10
2015-07-01	QCOM	Qualcomm	D	-2.85	0.30	BRCM	Broadcom Corp	A	2.35	0.30
2015-07-01	IPGP	Ipg Photonics	C	-1.86	0.10	TXT	Textron	A	2.29	0.10
2015-07-01	CP	Canadian Pacific Railway	C	-1.86	0.60	EW	Edwards Lifesciences	A	2.37	0.60
2015-07-01	MDVN	Medivation	C	-1.86	0.20	MNK	Mallinckrodt	A	2.48	0.20
2015-07-01	GM	General Motors	C	-1.86	0.30	DHI	D.r. Horton	A	2.24	0.30
2015-07-01	LNKD	Linkedin	C	-1.87	0.10	CSX	Csx	A	2.29	0.10
2015-07-01	CMG	Chipotle Mexican Grill	D	-2.86	1.10	ROST	Ross Stores	A	2.26	1.10
2015-07-01	DAL	Delta Air Lines	C	-1.87	0.10	TSCO	Tractor Supply	A	2.26	0.10
2015-07-01	FNV	Franco-nevada	C	-1.86	0.10	BK	Bank Of New York Mellon	A	2.34	0.10
2015-07-01	WDAY	Workday	D	-2.86	0.20	ALTR	Altera Corp.	A	2.25	0.20
2015-07-01	KPTI	Karyopharm Therapeutics	D	-2.88	0.00	ESRX	Express Scripts	A	2.42	0.00
2015-07-01	SFM	Sprouts Farmers Market	D	-2.89	0.00	TGNA	Tegna	A	2.26	0.00
2015-07-01	AAL	American Airlines	C	-1.88	0.00	KMX	Carmax	A	2.25	0.00
2015-08-03	AAPL	Apple	C	-1.85	3.80	CSC	Computer Sciences	A	2.48	3.80
2015-08-03	APH	Amphenol	C	-1.85	1.40	CTAS	Cintas	A	2.53	1.40
2015-08-03	CTCT	Constant Contact	D	-2.90	0.00					
2015-08-03		Bayer	C	-1.85	0.10	NI	Nisource	A	3.00	0.10
2015-08-03	4503	Astellas Pharma	C	-1.84	0.20	EW	Edwards Lifesciences	A	2.39	0.20
2015-08-03	AXP	American Express	D	-2.87	0.10	ALL	Allstate	A	2.51	0.10
2015-08-03	SAM	Boston Beer Taiwan	C	-1.88	0.10	WHR	Whirlpool	A	2.53	0.10
2015-08-03	TSM	Semiconductor Manufacturing Adr	C	-1.86	0.10	LRCX	Lam Research	A	2.40	0.10
2015-08-03	BLL	Ball	C	-1.85	0.10	NOC	Northrop Grumman	A	2.45	0.10
2015-08-03	ADS	Alliance Data Systems	C	-1.85	0.20	GD	General Dynamics	A	2.38	0.20
2015-08-03	CL	Colgate-palmolive	C	-1.84	1.60	RAI	Reynolds American	A	2.36	1.60
2015-08-03	MON	Monsanto	D	-2.86	0.10	HRL	Hormel Foods	A	2.35	0.10
2015-08-03	EQR	Equity Residential	C	-1.85	0.10	NDAQ	Nasdaq	A	2.40	0.10
2015-08-03	MAR	Marriott International	C	-1.86	0.40	EXPE	Expedia	A	2.43	0.40
2015-08-03	700	Tencent	C	-1.86	0.10	VRTX	Vertex Pharmaceuticals	A	2.36	0.10
2015-08-03		Fidelity National Information Services	C	-1.84	0.10	VMC	Vulcan Materials Co	A	2.32	0.10
2015-08-03	GE	General Electric	C	-1.84	0.40	PLL	Pall Corp	A	2.27	0.40
2015-08-03	ZBH	Zimmer Biomet	C	-1.86	0.20	MNK	Mallinckrodt	A	2.50	0.20
2015-08-03	HAR	Harman Ind Inc	C	-1.87	0.10	SWK	Stanley Black & Decker	A	2.29	0.10
2015-08-03	ITW	Illinois Tool Works	C	-1.85	0.20	ALLE	Allegion	A	2.26	0.20
2015-08-03	JBHT	J.b.hunt Transport Services	C	-1.85	0.10	MAS	Masco	A	2.24	0.10
2015-08-03	JNJ	Johnson & Johnson	D	-2.84	0.90	HSP	Hospira	A	2.49	0.90
2015-08-03	COL	Rockwell Collins	C	-1.86	0.00	ACN	Accenture Cl A	A	2.22	0.00
2015-08-03	LUV	Southwest Airlines	C	-1.87	0.40	KR	Kroger	A	2.37	0.40
2015-08-03	MAT	Mattel	D	-2.92	0.00					
2015-08-03	MSFT	Microsoft	C	-1.84	0.80	BRCM	Broadcom Corp	A	2.34	0.80
2015-08-03	NBL	Noble Energy	D	-2.89	0.30	PSX	Phillips 66	A	2.22	0.30
2015-08-03	PCAR	Paccar	C	-1.84	0.10	PKI	Perkinelmer	A	2.22	0.10
2015-08-03	PG	Procter & Gamble	D	-2.86	0.00	DHI	D.r. Horton	A	2.26	0.00
2015-08-03	RHI	Robert Half International	C	-1.85	0.10	ROP	Roper Technologies	A	2.21	0.10
2015-08-03	SLB	Schlumberger	C	-1.85	0.10	WMB	Williams Companies	A	2.21	0.10
2015-08-03	UNP	Union Pacific	D	-2.87	0.60	ADP	Automatic Data Processing	A	2.21	0.60
2015-08-03	EOG	Eog Resources	D	-2.87	0.40	FSLR	First Solar	A	2.18	0.40
2015-08-03	ARM	Arm Holdings	C	-1.86	0.00	BK	Bank Of New York Mellon	A	2.35	0.00
2015-08-03	DISH	Dish Network	C	-1.86	0.00	DNB	Dun & Bradstreet	A	2.32	0.00
2015-08-03	SIG	Signet Jewelers	C	-1.86	0.10	ROST	Ross Stores	A	2.28	0.10

Date	Ticker	Name	R	SM	W (%)	Ticker	Name	R	SM	W (%)
2015-08-03		Bank Central Asia	C	-1.86	0.00	SIAL	Sigma Aldrich	A	2.35	0.00
2015-08-03	QCOM	Qualcomm	D	-2.85	0.30	VRSN	Verisign	A	2.25	0.30
2015-08-03	CAH	Cardinal Health	C	-1.84	0.00	TSCO	Tractor Supply	A	2.27	0.00
2015-08-03	IPGP	Ipg Photonics	C	-1.85	0.10	HON	Honeywell	A	2.21	0.10
2015-08-03	CMPR	Cimpress	C	-1.88	0.00	LMT	Lockheed Martin	A	2.19	0.00
2015-08-03	CP	Canadian Pacific Railway	D	-2.86	0.60	LM	Legg Mason	A	2.33	0.60
2015-08-03	BIR	Birchcliff Energy	D	-2.89	0.00	LLY	Eli Lilly	A	2.29	0.00
2015-08-03	FLT	Fleetcor Technologies	C	-1.84	0.20	ROK	Rockwell Automation	A	2.19	0.20
2015-08-03	SRCL	Stericycle	C	-1.83	0.30	AME	Ametek	A	2.19	0.30
2015-08-03	MDVN	Medivation Check Point	C	-1.87	0.10	HUM	Humana	A	2.47	0.10
2015-08-03	CHKP	Software Technologies	C	-1.85	0.10	ALTR	Altera Corp.	A	2.24	0.10
2015-08-03	GM	General Motors	D	-2.86	0.20	NWL	Newell Brands	A	2.25	0.20
2015-08-03	LNKD	Linkedin	C	-1.88	0.00	RSG	Republic Services	A	2.18	0.00
2015-08-03	CXO	Concho Resources	C	-1.86	0.00	HAL	Halliburton	B	1.18	0.00
2015-08-03	DAL	Delta Air Lines	C	-1.83	0.00	CVC	Cablevision Systems Corp	A	2.27	0.00
2015-08-03	FNV	Franco-nevada	C	-1.88	0.10	ZTS	Zoetis	A	2.28	0.10
2015-08-03	WDAY	Workday	D	-2.85	0.30	JNPR	Juniper Networks	A	2.23	0.30
2015-08-03	KMI	Kinder Morgan	C	-1.87	0.00	EQT	Eqt	B	1.17	0.00
2015-08-03	KPTI	Karyopharm Therapeutics	D	-2.90	0.00	ESRX	Express Scripts	A	2.42	0.00
2015-08-03	SFM	Sprouts Farmers Market	D	-2.90	0.00	LOW	Lowe's Companies	A	2.26	0.00
2015-08-03	HLT	Hilton Worldwide	C	-1.86	0.10	DG	Dollar General	A	2.25	0.10
2015-09-01	AAPL	Apple	C	-1.87	3.80	LRCX	Lam Research	A	2.37	3.80
2015-09-01	APH	Amphenol	C	-1.86	1.30	CTAS	Cintas	A	2.52	1.30
2015-09-01	ADI	Analog Devices	C	-1.87	0.10	BRCM	Broadcom Corp	A	2.33	0.10
2015-09-01	CTCT	Constant Contact	D	-2.91	0.00					
2015-09-01		Bayer	C	-1.87	0.10	BK	Bank Of New York Mellon	A	2.31	0.10
2015-09-01	ANTM	Anthem	C	-1.87	0.30	ACT	Actavis	A	2.84	0.30
2015-09-01	4503	Astellas Pharma	C	-1.86	0.20	SWK	Stanley Black & Decker	A	2.28	0.20
2015-09-01	SAM	Boston Beer Taiwan	C	-1.90	0.10	DLPH	Delphi Automotive	A	2.61	0.10
2015-09-01	TSM	Semiconductor Manufacturing Adr	C	-1.87	0.10	VRSN	Verisign	A	2.24	0.10
2015-09-01	BLL	Ball	C	-1.86	0.10	NOC	Northrop Grumman	A	2.41	0.10
2015-09-01	ALNY	Alnylam Pharmaceuticals	C	-1.88	0.00	HSP	Hospira	A	2.49	0.00
2015-09-01	ADS	Alliance Data Systems	C	-1.86	0.10	VMC	Vulcan Materials Co	A	2.32	0.10
2015-09-01	CL	Colgate-palmolive	C	-1.86	1.60	SNA	Snap-on	A	2.54	1.60
2015-09-01	MON	Monsanto	D	-2.87	0.00	WHR	Whirlpool	A	2.49	0.00
2015-09-01	MAR	Marriott International	C	-1.86	0.40	CM- CSA	Comcast	A	2.46	0.40
2015-09-01	CLR	Continental Resources	D	-2.91	0.00					
2015-09-01	ECL	Ecolab	C	-1.85	0.20	SIAL	Sigma Aldrich	A	2.35	0.20
2015-09-01	700	Tencent	C	-1.88	0.10	ROST	Ross Stores	A	2.25	0.10
2015-09-01	AKAM	Akamai Technologies	C	-1.85	0.20	ALTR	Altera Corp.	A	2.23	0.20
2015-09-01	GE	General Electric	C	-1.86	0.30	ALLE	Allegion	A	2.24	0.30
2015-09-01	ZBH	Zimmer Biomet	C	-1.86	0.20	HUM	Humana	A	2.46	0.20
2015-09-01	HAR	Harman Ind Inc	C	-1.89	0.00	HRL	Hormel Foods	A	2.35	0.00
2015-09-01	6479	Minebea Mitsumi	C	-1.90	0.00	LOW	Lowe's Companies	A	2.25	0.00
2015-09-01	ITW	Illinois Tool Works	C	-1.86	0.20	MAS	Masco	A	2.24	0.20
2015-09-01	JBHT	J.b.hunt Transport Services	C	-1.87	0.10	ACN	Accenture Cl A	A	2.20	0.10
2015-09-01	JEC	Jacobs Engineering	D	-2.85	0.00	PCP	Precision Castparts	A	2.20	0.00
2015-09-01	JNJ	Johnson & Johnson	D	-2.85	0.70	ESRX	Express Scripts	A	2.38	0.70
2015-09-01	LUV	Southwest Airlines	C	-1.87	0.50	EXPE	Expedia	A	2.38	0.50
2015-09-01	MDT	Medtronic	C	-1.85	0.50	EW	Edwards Lifesciences	A	2.35	0.50
2015-09-01	MMC	Marsh & Mclennan Cos	C	-1.85	0.30	ALL	Allstate	A	2.42	0.30

Date	Ticker	Name	R	SM	W (%)	Ticker	Name	R	SM	W (%)
2015-09-01	MSFT	Microsoft	C	-1.86	0.70	GOOGL	Google Class A	A	2.21	0.70
2015-09-01	NBL	Noble Energy	D	-2.90	0.30					
2015-09-01	PCAR	Paccar	C	-1.86	0.10	PKI	Perkinelmer	A	2.19	0.10
2015-09-01	RHI	Robert Half International	C	-1.87	0.10	ADP	Automatic Data Processing	A	2.19	0.10
2015-09-01	SHW	Sherwin-williams	C	-1.86	0.60	HON	Honeywell International	A	2.19	0.60
2015-09-01	SLB	Schlumberger	D	-2.86	0.10	CAM	Cameron International Corp.	A	2.26	0.10
2015-09-01	UNP	Union Pacific	D	-2.89	0.40	EXPD	Expeditors International Of Washington	A	2.18	0.40
2015-09-01	LB-TYK	Liberty Global	C	-1.86	0.20	KR	Kroger	A	2.32	0.20
2015-09-01	EOG	Eog Resources	D	-2.87	0.40	PSX	Phillips 66	A	2.22	0.40
2015-09-01	BSX	Boston Scientific	C	-1.86	0.40	VRTX	Vertex Pharmaceuticals	A	2.32	0.40
2015-09-01	ARM	Arm Holdings	C	-1.87	0.00	CVC	Cablevision Systems Corp	A	2.24	0.00
2015-09-01	6758	Sony	C	-1.87	0.00	TSCO	Tractor Supply	A	2.24	0.00
2015-09-01	DISH	Dish Network	C	-1.88	0.00	DNB	Dun & Bradstreet	A	2.26	0.00
2015-09-01	AVGO	Avago Technologies	C	-1.87	0.60	JNPR	Juniper Networks	A	2.20	0.60
2015-09-01		Bank Central Asia	C	-1.86	0.00	NWL	Newell Brands	A	2.24	0.00
2015-09-01	QCOM	Qualcomm	D	-2.87	0.20	HRS	Harris	A	2.20	0.20
2015-09-01	IPGP	Ipg Photonics	C	-1.85	0.20	AME	Ametek	A	2.18	0.20
2015-09-01	CP	Canadian Pacific Railway	D	-2.87	0.50	HIG	The Hartford Financial Services	A	2.22	0.50
2015-09-01	BIR	Birchcliff Energy	D	-2.88	0.00	DG	Dollar General	A	2.22	0.00
2015-09-01	WAT	Waters	C	-1.86	0.20	LLY	Eli Lilly	A	2.27	0.20
2015-09-01		Liberty Global	C	-1.86	0.30	LB	L Brands	A	2.26	0.30
2015-09-01	LBTYA	Liberty Global	C	-1.86	0.30					
2015-09-01	MDVN	Medivation	C	-1.89	0.10	ZTS	Zoetis	A	2.26	0.10
2015-09-01	CAVM	Cavium	C	-1.86	0.00	GOOG	Google Class C	A	2.19	0.00
2015-09-01		Check Point Software Technologies	C	-1.85	0.10	CTXS	Citrix Systems	A	2.19	0.10
2015-09-01	SWKS	Skyworks Solutions	C	-1.88	0.20	NVDA	Nvidia	A	2.19	0.20
2015-09-01	GM	General Motors	D	-2.88	0.20	RAI	Reynolds American	A	2.34	0.20
2015-09-01	BLUE	Bluebird Bio	C	-1.89	0.10	PRGO	Perrigo	A	2.24	0.10
2015-09-01	AGIO	Agios Pharmaceuticals	C	-1.90	0.10	ISRG	Intuitive Surgical	A	2.24	0.10
2015-09-01	AL	Air Lease	D	-2.87	0.20	LMT	Lockheed Martin	A	2.18	0.20
2015-09-01	CXO	Concho Resources	D	-2.87	0.00	NI	Nisource	A	3.00	0.00
2015-09-01	JE	Just Eat	C	-1.87	0.00	MAC	Macerich	A	2.22	0.00
2015-09-01	BTO	B2gold	D	-2.88	0.10	CCL	Carnival	A	2.22	0.10
2015-09-01	FNV	Franco-nevada	D	-2.85	0.10	PSA	Public Storage	A	2.22	0.10
2015-09-01	WDAY	Workday	D	-2.87	0.30	CSCO	Cisco Systems	A	2.18	0.30
2015-09-01	KMI	Kinder Morgan	D	-2.88	0.00	NDAQ	Nasdaq	A	2.39	0.00
2015-09-01	SAGE	Sage Therapeutics	C	-1.88	0.00	ABT	Abbott Laboratories	A	2.22	0.00
2015-09-01	IVN	Ivanhoe Mines	D	-2.90	0.00	TGT	Target	A	2.22	0.00
2015-09-01	COMM	Commscope	C	-1.84	0.00	ORCL	Oracle	A	2.16	0.00
2015-09-01	HLT	Hilton Worldwide	C	-1.87	0.10	DRI	Darden Restaurants	A	2.26	0.10
2015-09-01	PAH	Platform Specialty Products	D	-2.89	0.00	AVY	Avery Dennison	A	2.22	0.00
2015-09-01	AVGO	Broadcom	C	-1.87	0.20	MOT	Motorola Solutions	B	1.19	0.20
2015-10-01	AAPL	Apple	C	-1.86	3.80	BRCM	Broadcom Corp	A	2.34	3.80
2015-10-01	APH	Amphenol	C	-1.86	1.30	CTAS	Cintas	A	2.53	1.30
2015-10-01	ADI	Analog Devices	C	-1.87	0.20	VRSN	Verisign	A	2.25	0.20
2015-10-01	CTCT	Constant Contact	D	-2.91	0.00					
2015-10-01		Bayer	C	-1.87	0.10	HRB	H.& R.block	A	2.21	0.10
2015-10-01	VIV	Vivendi	C	-1.86	0.00	CAG	Conagra Brands	A	2.20	0.00
2015-10-01	ANTM	Anthem	C	-1.86	0.20	ACT	Actavis	A	2.80	0.20
2015-10-01	4503	Astellas Pharma	C	-1.87	0.20	CPB	Campbell Soup	A	2.20	0.20
2015-10-01	AXP	American Express	D	-2.85	0.10	ALL	Allstate	A	2.43	0.10
2015-10-01	SAM	Boston Beer	D	-2.89	0.10	DLPH	Delphi Automotive	A	2.66	0.10
2015-10-01	5332	Toto	C	-1.86	0.10	ED	Edison Consolidated Edison	A	2.20	0.10

Date	Ticker	Name	R	SM	W (%)	Ticker	Name	R	SM	W (%)
2015-10-01	TSM	Taiwan Semiconductor Manufacturing Adr	D	-2.86	0.10	ALTR	Altera Corp.	A	2.24	0.10
2015-10-01	BLL	Ball	C	-1.86	0.00	NOC	Northrop Grumman	A	2.43	0.00
2015-10-01	ALNY	Alnylam Pharmaceuticals	C	-1.90	0.00	HUM	Humana	A	2.47	0.00
2015-10-01	ADS	Alliance Data Systems	C	-1.86	0.00	VMC	Vulcan Materials Co	A	2.33	0.00
2015-10-01	CL	Colgate-palmolive	D	-2.85	1.70	SNA	Snap-on	A	2.52	1.70
2015-10-01	MAR	Marriott International	D	-2.86	0.50	CM-CSK	Comcast Special A	A	2.50	0.50
2015-10-01	DE	Deere	C	-1.88	0.00	ALLE	Allegion	A	2.24	0.00
2015-10-01	INTU	Intuit	C	-1.86	0.20	GOOGL	Google Class A	A	2.22	0.20
2015-10-01	CLR	Continental Resources	D	-2.91	0.00					
2015-10-01	ECL	Ecolab	D	-2.84	0.20	SIAL	Sigma Aldrich	A	2.34	0.20
2015-10-01	700	Tencent	C	-1.87	0.10	MKC	Mccormick	A	2.20	0.10
2015-10-01	DYAX	Dyax Corp	C	-1.90	0.00	EW	Edwards Lifesciences	A	2.39	0.00
2015-10-01	FDX	Fedex	D	-2.87	0.50	MAS	Masco	A	2.24	0.50
2015-10-01	AKAM	Akamai Technologies	C	-1.85	0.20	JNPR	Juniper Networks	A	2.21	0.20
2015-10-01	GE	General Electric	D	-2.85	0.30	ACN	Accenture Cl A	A	2.21	0.30
2015-10-01	ZBH	Zimmer Biomet	D	-2.87	0.10	VRTX	Vertex Pharmaceuticals	A	2.28	0.10
2015-10-01	6479	Minebea Mitsumi	C	-1.91	0.00	PCG	Pg&e	A	2.20	0.00
2015-10-01	ITW	Illinois Tool Works	D	-2.86	0.10	ADP	Automatic Data Processing	A	2.21	0.10
2015-10-01	JBHT	J.b.hunt Transport Services	C	-1.87	0.00	PCP	Precision Castparts	A	2.20	0.00
2015-10-01	JNJ	Johnson & Johnson	D	-2.85	0.60	ISRG	Intuitive Surgical	A	2.21	0.60
2015-10-01	LEG	Leggett & Platt	C	-1.86	0.00	WHR	Whirlpool	A	2.45	0.00
2015-10-01	LUV	Southwest Airlines	C	-1.86	0.50	CM-CSA	Comcast	A	2.48	0.50
2015-10-01	MDT	Medtronic	C	-1.86	0.50	ABT	Abbott Laboratories	A	2.21	0.50
2015-10-01	MMC	Marsh & Mclennan Cos	C	-1.85	0.20	NDAQ	Nasdaq	A	2.41	0.20
2015-10-01		Minnesota Mng.& Mfg	D	-2.86	0.80	RTN	Raytheon	A	2.19	0.80
2015-10-01	MSFT	Microsoft	C	-1.85	0.70	NVDA	Nvidia	A	2.21	0.70
2015-10-01	NBL	Noble Energy	D	-2.91	0.20					
2015-10-01	PCAR	Paccar	D	-2.87	0.10	HON	Honeywell International	A	2.19	0.10
2015-10-01	PPG	Ppg Industries	D	-2.87	0.70	AVY	Avery Dennison	A	2.23	0.70
2015-10-01	RHI	Robert Half International	C	-1.87	0.10	LMT	Lockheed Martin	A	2.18	0.10
2015-10-01	DLTR	Dollar Tree	C	-1.87	0.10	EXPE	Expedia	A	2.42	0.10
2015-10-01	SHW	Sherwin-williams	C	-1.87	0.50	AME	Ametek	A	2.18	0.50
2015-10-01	SLB	Schlumberger	D	-2.88	0.10	CAM	Cameron International Corp.	A	2.24	0.10
2015-10-01	UNP	Union Pacific	D	-2.88	0.40	WM	Waste Management International	A	2.18	0.40
2015-10-01	CF	Cf Industries	C	-1.89	0.10	IFF	Flavors & Fragrances	A	2.19	0.10
2015-10-01	WFC	Wells Fargo	C	-1.85	3.50	BK	Bank Of New York Mellon	A	2.32	3.50
2015-10-01	RHT	Red Hat	C	-1.85	0.10	CTXS	Citrix Systems	A	2.21	0.10
2015-10-01	LB-TYK	Liberty Global	C	-1.87	0.20	KR	Kroger	A	2.35	0.20
2015-10-01	EOG	Eog Resources	D	-2.88	0.30	PSX	Phillips 66	A	2.22	0.30
2015-10-01	BSX	Boston Scientific	C	-1.85	0.50	PRGO	Perrigo	A	2.21	0.50
2015-10-01	ARM	Arm Holdings	C	-1.87	0.00	GT	Goodyear Tire & Rubber	A	2.20	0.00
2015-10-01	6758	Sony	C	-1.87	0.00	CCE	Coca-Cola Enterprises	A	2.19	0.00
2015-10-01	BLK	Blackrock	D	-2.87	0.40	PSA	Public Storage	A	2.24	0.40
2015-10-01	DISH	Dish Network	D	-2.88	0.00	CVC	Cablevision Systems Corp	A	2.31	0.00

Date	Ticker	Name	R	SM	W (%)	Ticker	Name	R	SM	W (%)
2015-10-01	AVGO	Avago Technologies	C	-1.86	0.70	HRS	Harris	A	2.20	0.70
2015-10-01	GS	Goldman Sachs	C	-1.87	0.10	MAC	Macerich	A	2.23	0.10
2015-10-01	QCOM	Qualcomm	D	-2.88	0.20	GOOG	Google Class C	A	2.20	0.20
2015-10-01	UNH	Unitedhealth	C	-1.85	1.90	LH	Laboratory Corp Of America	A	2.20	1.90
2015-10-01	GILD	Gilead Sciences	C	-1.87	1.80	PFE	Pfizer	A	2.19	1.80
2015-10-01	BMRN	Biomarin Pharmaceutical	C	-1.86	0.10	XRAY	Dentsply Intl	A	2.19	0.10
2015-10-01	VRX	Valeant Pharmaceuticals International	C	-1.89	0.00	SJM	Jm Smucker	A	2.19	0.00
2015-10-01	IPGP	Ipg Photonics	C	-1.86	0.20	EXPD	Expeditors International Of Washington	A	2.18	0.20
2015-10-01	JPM	Jpmorgan Chase	C	-1.85	0.90	HIG	The Hartford Financial Services	A	2.23	0.90
2015-10-01	CP	Canadian Pacific Railway	D	-2.87	0.50	TSN	Tyson Foods	A	2.19	0.50
2015-10-01	BIR	Birchcliff Energy	D	-2.88	0.00	HBAN	Huntington Bancshares	A	2.19	0.00
2015-10-01	ILMN	Illumina	C	-1.89	0.20	PDCO	Patterson Companies	A	2.19	0.20
2015-10-01	BRK.A	Berkshire Hathaway	D	-2.86	4.60	PGR	Progressive	A	2.22	4.60
2015-10-01	AET	Aetna	C	-1.86	0.30	ABBV	Abbvie	A	2.17	0.30
2015-10-01	WAT	Waters	C	-1.86	0.20	VAR	Varian Medical Systems	A	2.16	0.20
2015-10-01	C	Citigroup	C	-1.86	0.80	AIZ	Assurant	A	2.22	0.80
2015-10-01	LBTYA	Liberty Global	C	-1.87	0.30	LOW	Lowe's Companies	A	2.26	0.30
2015-10-01	MDVN	Medivation	D	-2.89	0.10	BAX	Baxter International	A	2.15	0.10
2015-10-01	CAVM	Cavium Check Point	C	-1.86	0.00	CSCO	Cisco Systems	A	2.19	0.00
2015-10-01	CHKP	Software Technologies	C	-1.85	0.10	NI	Nisource	A	3.00	0.10
2015-10-01	SWKS	Skyworks Solutions	C	-1.87	0.20	RAI	Reynolds American	A	2.36	0.20
2015-10-01	GM	General Motors	D	-2.87	0.10	HRL	Hormel Foods	A	2.37	0.10
2015-10-01	HDB	Hdfc Bank Adr	C	-1.84	0.50	XL	XL	A	2.20	0.50
2015-10-01	DPZ	Domino's Pizza	C	-1.85	0.20	DRI	Darden Restaurants	A	2.26	0.20
2015-10-01	STRZA	Starz	C	-1.87	0.00	ROST	Ross Stores	A	2.26	0.00
2015-10-01	LNKD	Linkedin	D	-2.88	0.10	RSG	Republic Services	A	2.18	0.10
2015-10-01	DFS	Discover Financial Services	D	-2.86	0.00	WU	The Western Union	A	2.19	0.00
2015-10-01	BLUE	Bluebird Bio	C	-1.92	0.00	SWK	Stanley Black & Decker	A	2.27	0.00
2015-10-01	HCA	Hca	C	-1.86	0.20	TE	Teco Energy	A	2.25	0.20
2015-10-01	AGIO	Agios Pharmaceuticals	C	-1.91	0.10	NWL	Newell Brands	A	2.24	0.10
2015-10-01	AL	Air Lease	D	-2.87	0.20	UPS	United Parcel Service	A	2.17	0.20
2015-10-01	TSRO	Tesaro	C	-1.90	0.00	CCL	Carnival	A	2.23	0.00
2015-10-01	CXO	Concho Resources	D	-2.87	0.00	RCL	Royal Caribbean Cruises	A	2.22	0.00
2015-10-01	BTO	B2gold	D	-2.89	0.10	SCG	Scana	A	2.19	0.10
2015-10-01	FNV	Franco-nevada	D	-2.85	0.10	CBG	Cbre	A	2.19	0.10
2015-10-01	WDAY	Workday	D	-2.87	0.30	AAP	Advance Auto Parts	A	2.22	0.30
2015-10-01	MPC	Marathon Petroleum	C	-1.86	0.10	GAS	AGL Resources	A	2.22	0.10
2015-10-01	DNKN	Dunkin' Brands	C	-1.87	0.10	TSCO	Tractor Supply	A	2.25	0.10
2015-10-01	RARE	Ultragenyx Pharmaceutical	C	-1.88	0.00	TWC	Time Warner Cable Inc.	A	2.21	0.00
2015-10-01	SAGE	Sage Therapeutics	C	-1.90	0.00	GME	Gamestop Corp New	A	2.21	0.00
2015-10-01	HDS	Hd Supply	C	-1.87	0.10	FLIR	Flir Systems	B	1.15	0.10
2015-10-01	HLT	Hilton Worldwide	C	-1.87	0.10	TGT	Target	A	2.23	0.10
2015-10-01	PAH	Platform Specialty Products	D	-2.92	0.00					
2015-10-01	BABA	Alibaba Adr	D	-2.92	0.10					
2015-10-01	AVGO	Broadcom	C	-1.86	0.20	WEC	Wec Energy	A	2.21	0.20

Date	Ticker	Name	R	SM	W (%)	Ticker	Name	R	SM	W (%)
2015-11-02	AAPL	Apple	C	-1.85	3.80	BRCM	Broadcom Corp	A	2.35	3.80
2015-11-02	APH	Amphenol	C	-1.85	1.40	CTAS	Cintas	A	2.58	1.40
2015-11-02	ADI	Analog Devices	C	-1.85	0.20	ALTR	Altera Corp.	A	2.25	0.20
2015-11-02	VLO	Valero Energy	C	-1.84	0.20	CAM	Cameron International Corp.	A	2.27	0.20
2015-11-02		Bayer	C	-1.86	0.10	BF.B	Brown-forman	A	2.20	0.10
2015-11-02	VIV	Vivendi	C	-1.85	0.00	CCE	Coca-Cola Enterprises	A	2.20	0.00
2015-11-02	ANTM	Anthem	C	-1.86	0.10	HUM	Humana	A	2.47	0.10
2015-11-02	4503	Astellas Pharma	C	-1.86	0.10	SCG	Scana	A	2.20	0.10
2015-11-02	5332	Toto Taiwan Semiconductor Manufacturing Adr	C	-1.86	0.10	DPS	Dr Pepper Snapple	A	2.20	0.10
2015-11-02	TSM		D	-2.86	0.10	NVDA	Nvidia	A	2.25	0.10
2015-11-02	BLL	Ball	C	-1.85	0.00	NOC	Northrop Grumman	A	2.49	0.00
2015-11-02	CELG	Celgene	C	-1.85	0.60	VRTX	Vertex Pharmaceuticals	A	2.33	0.60
2015-11-02	ALNY	Alnylam Pharmaceuticals	D	-2.89	0.00	XRAY	Dentsply Intl	A	2.23	0.00
2015-11-02	PZZA	Papa John's International	C	-1.85	0.00	CM-CSK	Comcast Special A	A	2.54	0.00
2015-11-02	CVS	Cvs Health	C	-1.85	1.10	CM-CSA	Comcast	A	2.53	1.10
2015-11-02	INTU	Intuit	C	-1.85	0.10	HRS	Harris	A	2.22	0.10
2015-11-02	CLR	Continental Resources	D	-2.89	0.00	NFX	Newfield Exploration	A	2.25	0.00
2015-11-02	700	Tencent	C	-1.86	0.10	CPB	Campbell Soup	A	2.20	0.10
2015-11-02	FDX	Fedex	D	-2.86	0.40	VMC	Vulcan Materials Co	A	2.34	0.40
2015-11-02	AKAM	Akamai Technologies	C	-1.86	0.10	CSCO	Cisco Systems	A	2.21	0.10
2015-11-02	ZBH	Zimmer Biomet	D	-2.85	0.00	LH	Laboratory Corp Of America	A	2.22	0.00
2015-11-02	MS	Morgan Stanley	D	-2.86	0.10	NDAQ	Nasdaq	A	2.47	0.10
2015-11-02	JBHT	J.b.hunt Transport Services	D	-2.86	0.00	ALLE	Allegion	A	2.27	0.00
2015-11-02	LEG	Leggett & Platt	C	-1.85	0.00	DLPH	Delphi Automotive	A	2.72	0.00
2015-11-02	LEN	Lennar	C	-1.85	0.10	SNA	Snap-on	A	2.58	0.10
2015-11-02	MDT	Medtronic	C	-1.84	0.50	PFE	Pfizer	A	2.21	0.50
2015-11-02	MMC	Marsh & McLennan Cos	D	-2.84	0.20	BK	Bank Of New York Mellon	A	2.35	0.20
2015-11-02	NBL	Noble Energy	D	-2.88	0.20	FSLR	First Solar	A	2.24	0.20
2015-11-02	PCAR	Paccar	D	-2.87	0.10	MAS	Masco	A	2.27	0.10
2015-11-02	6594	Nidec	C	-1.87	0.00	CAG	Conagra Brands	A	2.20	0.00
2015-11-02	PPG	Ppg Industries	D	-2.85	0.70	SIAL	Sigma Aldrich	A	2.35	0.70
2015-11-02	RHI	Robert Half International	D	-2.86	0.10	ADP	Automatic Data Processing	A	2.22	0.10
2015-11-02	DLTR	Dollar Tree	C	-1.87	0.10	EXPE	Expedia	A	2.47	0.10
2015-11-02	SHW	Sherwin-williams	C	-1.85	0.60	RTN	Raytheon	A	2.21	0.60
2015-11-02	SLB	Schlumberger	D	-2.85	0.20	RIG	Transocean	B	1.24	0.20
2015-11-02	UNP	Union Pacific	D	-2.88	0.30	ROP	Roper Technologies	A	2.21	0.30
2015-11-02	UTX	United Technologies	D	-2.87	0.10	HON	Honeywell International	A	2.20	0.10
2015-11-02	CF	Cf Industries	C	-1.87	0.10	AVY	Avery Dennison	A	2.26	0.10
2015-11-02	WFC	Wells Fargo	D	-2.84	3.40	PSA	Public Storage	A	2.26	3.40
2015-11-02	RHT	Red Hat	C	-1.83	0.10	XLNX	Xilinx	A	2.21	0.10
2015-11-02	LB-TYK	Liberty Global	C	-1.86	0.20	UAL	United Continental	A	2.34	0.20
2015-11-02	TEVA	Teva Pharmaceutical Industries Adr	C	-1.86	0.40	PRGO	Perrigo	A	2.21	0.40
2015-11-02	BIIB	Biogen	D	-2.89	1.50	PDCO	Patterson Companies	A	2.21	1.50
2015-11-02	ARM	Arm Holdings	C	-1.86	0.10	CINF	Cincinnati Financial	A	2.20	0.10
2015-11-02	DISH	Dish Network	D	-2.87	0.00	CVC	Cablevision Systems Corp	A	2.31	0.00
2015-11-02	EBAY	Ebay	C	-1.83	0.20	LOW	Lowe's Companies	A	2.28	0.20
2015-11-02	CBS	Cbs	D	-2.87	0.00	TSCO	Tractor Supply	A	2.27	0.00
2015-11-02	AVGO	Avago Technologies	C	-1.86	0.60	MCHP	Microchip Technology	A	2.20	0.60

Date	Ticker	Name	R	SM	W (%)	Ticker	Name	R	SM	W (%)
2015-11-02	GS	Goldman Sachs	D	-2.86	0.10	MAC	Macerich	A	2.26	0.10
2015-11-02	UHS	Universal Health Services	C	-1.86	0.00	ALXN	Alexion Pharmaceuticals	B	1.20	0.00
2015-11-02	QCOM	Qualcomm	D	-2.86	0.20	SNDK	Sandisk Corp	B	1.28	0.20
2015-11-02	UNH	Unitedhealth	C	-1.84	1.80	BAX	Baxter International	B	1.19	1.80
2015-11-02	GILD	Gilead Sciences	C	-1.85	1.70	ISRG	Intuitive Surgical	B	1.18	1.70
2015-11-02	NFLX	Netflix	C	-1.86	0.80	CCL	Carnival	A	2.25	0.80
2015-11-02	FFIV	F5 Networks	D	-2.86	0.10	KLAC	Kla-tencor	B	1.24	0.10
2015-11-02	BMRN	Biomarin Pharmaceutical	C	-1.85	0.10	NI	Nisource	A	3.00	0.10
2015-11-02	IPGP	Ipg Photonics	C	-1.84	0.20	PAYX	Paychex	A	2.20	0.20
2015-11-02	JPM	Jpmorgan Chase	C	-1.84	0.90	PGR	Progressive	A	2.24	0.90
2015-11-02	CP	Canadian Pacific Railway	D	-2.87	0.40	KIM	Kimco Realty	A	2.20	0.40
2015-11-02	SYK	Stryker	C	-1.85	0.20	HRL	Hormel Foods	A	2.39	0.20
2015-11-02	BIR	Birchcliff Energy	D	-2.87	0.00	CLX	Clorox	A	2.20	0.00
2015-11-02	ILMN	Illumina	D	-2.90	0.10	SWK	Stanley Black & Decker	A	2.30	0.10
2015-11-02	BRK.A	Berkshire Hathaway	D	-2.85	4.50	HIG	The Hartford Financial Services	A	2.23	4.50
2015-11-02	USB	Us Bancorp	D	-2.85	0.80	AIZ	Assurant	A	2.23	0.80
2015-11-02	AET	Aetna	C	-1.86	0.30	NWL	Newell Brands	A	2.26	0.30
2015-11-02	WAT	Waters	C	-1.84	0.20	TE	Teco Energy	A	2.26	0.20
2015-11-02	C	Citigroup	D	-2.84	0.90	CBG	Cbre	A	2.23	0.90
2015-11-02	FLT	Fleetcor Technologies	C	-1.85	0.20	PCP	Precision Castparts	A	2.20	0.20
2015-11-02	MSTR	Microstrategy	C	-1.87	0.00	ADSK	Autodesk	B	1.22	0.00
2015-11-02	LBTYA	Liberty Global	C	-1.86	0.30	RCL	Royal Caribbean Cruises	A	2.25	0.30
2015-11-02	MDVN	Medivation	D	-2.89	0.00	TAP	Molson Coors Brewing	A	2.23	0.00
2015-11-02	SWKS	Skyworks Solutions	C	-1.88	0.10	INTC	Intel	B	1.22	0.10
2015-11-02	TDG	Transdigm	C	-1.84	0.10	LMT	Lockheed Martin	A	2.20	0.10
2015-11-02	TSLA	Tesla	C	-1.87	0.80	RAI	Reynolds American	A	2.40	0.80
2015-11-02	DPZ	Domino's Pizza	C	-1.85	0.20	GME	Gamestop Corp New	A	2.24	0.20
2015-11-02	STRZA	Starz	C	-1.88	0.00	AAP	Advance Auto Parts	A	2.23	0.00
2015-11-02	BLUE	Bluebird Bio	C	-1.93	0.00	GAS	AGL Resources	A	2.22	0.00
2015-11-02	XON	Intrexon	C	-1.91	0.10	GT	Goodyear Tire & Rubber	A	2.22	0.10
2015-11-02	QLIK	Qlik Technologies	C	-1.87	0.10	LRCX	Lam Research	B	1.21	0.10
2015-11-02	HCA	Hca	C	-1.88	0.10	MKC	Mccormick	A	2.21	0.10
2015-11-02	CMG	Chipotle Mexican Grill	C	-1.86	1.10	TGT	Target	A	2.22	1.10
2015-11-02	AGIO	Agios Pharmaceuticals	D	-2.90	0.10					
2015-11-02	AL	Air Lease	D	-2.86	0.20	WM	Waste Management	A	2.20	0.20
2015-11-02	TSRO	Tesaro	C	-1.88	0.00	MO	Altria	A	2.21	0.00
2015-11-02	JE.	Just Eat	C	-1.83	0.00	SJM	Jm Smucker International	A	2.20	0.00
2015-11-02	ANAC	Anacor Pharmaceuticals	C	-1.87	0.00	IFF	Flavors & Fragrances	A	2.21	0.00
2015-11-02	BTO	B2gold	D	-2.89	0.10	PCG	Pg&e	A	2.20	0.10
2015-11-02	WDAY	Workday	D	-2.83	0.30	TXN	Texas Instruments	B	1.20	0.30
2015-11-02	PANW	Palo Alto Networks	C	-1.86	0.00	LLTC	Linear Technology	B	1.20	0.00
2015-11-02	MPC	Marathon Petroleum	C	-1.85	0.10	PXD	Pioneer Natural Resources	B	1.22	0.10
2015-11-02	ARMK	Aramark	C	-1.85	0.10	TWC	Time Warner Cable Inc.	A	2.22	0.10
2015-11-02	DNKN	Dunkin' Brands	C	-1.88	0.00	IPG	Interpublic Group Of Companies	A	2.21	0.00
2015-11-02	RARE	Ultragenyx Pharmaceutical	C	-1.86	0.00	WU	The Western Union	A	2.21	0.00
2015-11-02	SAGE	Sage Therapeutics	C	-1.87	0.00	WEC	Wec Energy	A	2.21	0.00
2015-11-02	OVAS	Ovascience	D	-2.96	0.00					
2015-11-02	HDS	Hd Supply	C	-1.86	0.10	AME	Ametek	A	2.19	0.10
2015-11-02	OMF	Onemain	C	-1.85	0.00	XL	XL	A	2.22	0.00
2015-11-02	HLT	Hilton Worldwide	D	-2.86	0.10	HRB	H.& R.block	A	2.21	0.10
2015-11-02	ZOES	Zoe's Kitchen	C	-1.87	0.00	DAL	Delta Air Lines	A	2.19	0.00

Date	Ticker	Name	R	SM	W (%)	Ticker	Name	R	SM	W (%)
2015-11-02	BME	B&M European Value Retail	C	-1.85	0.10	SPG	Simon Property	A	2.20	0.10
2015-11-02	AVGO	Broadcom	C	-1.86	0.20	NTAP	Netapp	B	1.20	0.20
2015-11-02	BIRG	Bank Of Ireland	C	-1.85	0.40	ED	Consolidated Edison	A	2.20	0.40
2015-12-01	AAPL	Apple	C	-1.85	3.70	BRCM	Broadcom Corp	A	2.37	3.70
2015-12-01	APH	Amphenol	D	-2.85	1.40	CTAS	Cintas	A	2.58	1.40
2015-12-01		Bayer	D	-2.86	0.10	PGR	Progressive International	A	2.22	0.10
2015-12-01	VIV	Vivendi	C	-1.86	0.00	IFF	Flavors & Fragrances	A	2.22	0.00
2015-12-01	ANTM	Anthem	C	-1.87	0.10	HUM	Humana	A	2.45	0.10
2015-12-01	4503	Astellas Pharma	D	-2.86	0.10	MKC	Mccormick	A	2.22	0.10
2015-12-01	BLL	Ball	D	-2.85	0.00	NOC	Northrop Grumman	A	2.48	0.00
2015-12-01	CELG	Celgene	C	-1.87	0.50	VRTX	Vertex Pharmaceuticals	A	2.34	0.50
2015-12-01	CERN	Cerner	D	-2.87	0.30	NVDA	Nvidia	A	2.28	0.30
2015-12-01	ALNY	Alnylam Pharmaceuticals	D	-2.87	0.00	XRAY	Dentsply Intl	A	2.23	0.00
2015-12-01	CVS	Cvs Health	C	-1.86	0.80	CM-CSK	Comcast Special A	A	2.53	0.80
2015-12-01	INTU	Intuit	C	-1.84	0.10	SNDK	Sandisk Corp	A	2.27	0.10
2015-12-01	FDX	Fedex	D	-2.86	0.40	VMC	Vulcan Materials Co	A	2.37	0.40
2015-12-01	AKAM	Akamai Technologies	C	-1.87	0.00	ALTR	Altera Corp.	A	2.25	0.00
2015-12-01	GD	General Dynamics	C	-1.84	0.10	MAS	Masco	A	2.28	0.10
2015-12-01	GIS	General Mills	C	-1.84	0.00	DLPH	Delphi Automotive	A	2.75	0.00
2015-12-01	MS	Morgan Stanley	D	-2.85	0.10	NDAQ	Nasdaq	A	2.46	0.10
2015-12-01	LEN	Lennar	C	-1.84	0.10	SNA	Snap-on	A	2.60	0.10
2015-12-01	MDT	Medtronic	C	-1.84	0.50	LH	Laboratory Corp Of America	A	2.22	0.50
2015-12-01	MMC	Marsh & McLennan Cos	D	-2.83	0.10	BK	Bank Of New York Mellon	A	2.36	0.10
2015-12-01	PCAR	Paccar	D	-2.87	0.00	ALLE	Allegion	A	2.28	0.00
2015-12-01	HAIN	Hain Celestial	D	-2.90	0.00					
2015-12-01	6594	Nidec	C	-1.86	0.00	XLNX	Xilinx	A	2.22	0.00
2015-12-01	PPG	Ppg Industries	D	-2.85	0.80	AVY	Avery Dennison	A	2.26	0.80
2015-12-01	WTB1	Whitbread	D	-2.86	0.30	CPB	Campbell Soup	A	2.21	0.30
2015-12-01	RHI	Robert Half International	D	-2.86	0.10	ADP	Automatic Data Processing	A	2.23	0.10
2015-12-01	SHW	Sherwin-williams	C	-1.84	0.60	RTN	Raytheon	A	2.22	0.60
2015-12-01	SLB	Schlumberger	D	-2.86	0.20	CAM	Cameron International Corp.	A	2.27	0.20
2015-12-01	TJX	Tjx Companies	C	-1.85	1.60	CM-CSA	Comcast	A	2.52	1.60
2015-12-01	UNP	Union Pacific	D	-2.89	0.30	PAYX	Paychex	A	2.21	0.30
2015-12-01	UTX	United Technologies	D	-2.87	0.00	ROP	Roper Technologies	A	2.21	0.00
2015-12-01	UAA	Under Armour	C	-1.86	0.70	HRL	Hormel Foods	A	2.44	0.70
2015-12-01	LB-TYK	Liberty Global	D	-2.87	0.20	LOW	Lowe's Companies	A	2.29	0.20
2015-12-01	TEVA	Teva Pharmaceutical Industries Adr	C	-1.85	0.40	PFE	Pfizer	A	2.20	0.40
2015-12-01	BIIB	Biogen	D	-2.90	1.30	PRGO	Perrigo	A	2.20	1.30
2015-12-01	DISH	Dish Network	D	-2.87	0.00	CVC	Cablevision Systems Corp	A	2.29	0.00
2015-12-01	AVGO	Avago Technologies	C	-1.85	0.70	ADSK	Autodesk	A	2.25	0.70
2015-12-01	QCOM	Qualcomm	D	-2.88	0.10	KLAC	Kla-tencor	A	2.24	0.10
2015-12-01	UNH	Unitedhealth	C	-1.85	1.70	BAX	Baxter International	B	1.19	1.70
2015-12-01	GILD	Gilead Sciences	C	-1.86	1.70	ISRG	Intuitive Surgical	B	1.17	1.70
2015-12-01	NFLX	Netflix	C	-1.83	1.00	TSCO	Tractor Supply	A	2.26	1.00
2015-12-01	BMRN	Biomarin Pharmaceutical	C	-1.88	0.10	NI	Nisource	A	3.00	0.10
2015-12-01	IPGP	Ipg Photonics	C	-1.83	0.20	HON	Honeywell International	A	2.20	0.20
2015-12-01	JPM	Jpmorgan Chase	C	-1.84	1.00	PSA	Public Storage	A	2.27	1.00
2015-12-01	CP	Canadian Pacific Railway	D	-2.86	0.40	HBAN	Huntington Bancshares	A	2.21	0.40
2015-12-01	SYK	Stryker	C	-1.85	0.20	NWL	Newell Brands	A	2.27	0.20

Date	Ticker	Name	R	SM	W (%)	Ticker	Name	R	SM	W (%)
2015-12-01	BIR	Birchcliff Energy	D	-2.88	0.00	DPS	Dr Pepper Snapple	A	2.21	0.00
2015-12-01	ILMN	Illumina	D	-2.87	0.10	ARG	Airgas Inc	A	2.26	0.10
2015-12-01	BRK.A	Berkshire Hathaway	D	-2.85	4.40	AIZ	Assurant	A	2.24	4.40
2015-12-01	AET	Aetna	C	-1.86	0.20	TE	Teco Energy	A	2.25	0.20
2015-12-01	MHK	Mohawk Industries	C	-1.85	0.10	RAI	Reynolds American	A	2.38	0.10
2015-12-01	WAT	Waters	C	-1.84	0.20	NFX	Newfield Exploration	A	2.24	0.20
2015-12-01	FLT	Fleetcor Technologies	C	-1.84	0.20	PCP	Precision Castparts	A	2.20	0.20
2015-12-01	LBTYA	Liberty Global	D	-2.87	0.30	CCL	Carnival	A	2.24	0.30
2015-12-01	SWKS	Skyworks Solutions	C	-1.87	0.10	CTXS	Citrix Systems	A	2.23	0.10
2015-12-01	TDG	Transdigm	C	-1.84	0.10	PKI	Perkinelmer	A	2.20	0.10
2015-12-01	TSLA	Tesla	C	-1.86	0.90	SWK	Stanley Black & Decker	A	2.31	0.90
2015-12-01	DPZ	Domino's Pizza	C	-1.85	0.20	RCL	Royal Caribbean Cruises	A	2.24	0.20
2015-12-01	STRZA	Starz	C	-1.87	0.00	TWC	Time Warner Cable Inc.	A	2.22	0.00
2015-12-01	BLUE	Bluebird Bio	C	-1.93	0.00	TAP	Molson Coors Brewing	A	2.24	0.00
2015-12-01	XON	Intrexon	C	-1.91	0.10	FSLR	First Solar	A	2.24	0.10
2015-12-01	QLIK	Qlik Technologies	C	-1.87	0.10	HRS	Harris	A	2.23	0.10
2015-12-01	CMG	Chipotle Mexican Grill	C	-1.87	1.00	TGT	Target	A	2.21	1.00
2015-12-01	AGIO	Agios Pharmaceuticals	D	-2.92	0.10					
2015-12-01	AL	Air Lease	D	-2.86	0.20	LMT	Lockheed Martin	A	2.20	0.20
2015-12-01	TSRO	Tesaro	C	-1.87	0.00	GT	Goodyear Tire & Rubber	A	2.23	0.00
2015-12-01	ANAC	Anacor Pharmaceuticals	C	-1.87	0.00	PCL	Plum Creek Timber Co	A	2.23	0.00
2015-12-01	BTO	B2gold	D	-2.88	0.10	TXN	Texas Instruments	A	2.21	0.10
2015-12-01	ARMK	Aramark	C	-1.84	0.10	HRB	H.& R.block	A	2.21	0.10
2015-12-01	DNKN	Dunkin' Brands	D	-2.88	0.00	MCD	McDonald's	A	2.21	0.00
2015-12-01	OAK	Oaktree Capital Group Llc	D	-2.86	0.10	MAC	Macerich	A	2.24	0.10
2015-12-01	RARE	Ultragenyx Pharmaceutical	C	-1.87	0.00	TSN	Tyson Foods	A	2.23	0.00
2015-12-01	SAGE	Sage Therapeutics	C	-1.89	0.00	GAS	AGL Resources	A	2.22	0.00
2015-12-01	HDS	Hd Supply	C	-1.85	0.10	AME	Ametek	A	2.20	0.10
2015-12-01	HLT	Hilton Worldwide	D	-2.87	0.10	CAH	Cardinal Health	A	2.19	0.10
2015-12-01	SYF	Synchrony Financial	C	-1.85	0.20	HIG	The Hartford Financial Services	A	2.23	0.20
2015-12-01	LBRDA	Liberty Broadband	C	-1.84	0.00	CBG	Cbre	A	2.23	0.00
2015-12-01	BME	B&m European Value Retail	C	-1.85	0.00	SJM	Jm Smucker	A	2.21	0.00
2015-12-01	AVGO	Broadcom	C	-1.85	0.20	INTC	Intel	A	2.23	0.20
2015-12-01	BIRG	Bank Of Ireland	C	-1.85	0.40	SCG	Scana	A	2.21	0.40
2016-01-01	AAPL	Apple	C	-1.87	3.40	BRCM	Broadcom Corp	A	2.39	3.40
2016-01-01		Bayer	D	-2.87	0.10	NI	Nisource	A	3.00	0.10
2016-01-01	VIV	Vivendi	D	-2.87	0.00	NWL	Newell Brands	A	2.26	0.00
2016-01-01	ANTM	Anthem	C	-1.86	0.00	HUM	Humana	A	2.46	0.00
2016-01-01	4503	Astellas Pharma	D	-2.86	0.10	TE	Teco Energy	A	2.25	0.10
2016-01-01	SAM	Boston Beer	D	-2.87	0.10	DLPH	Delphi Automotive	A	2.73	0.10
2016-01-01	CERN	Cerner	D	-2.87	0.30	NVDA	Nvidia	A	2.28	0.30
2016-01-01	ALNY	Alnylam Pharmaceuticals	D	-2.89	0.00	VRTX	Vertex Pharmaceuticals	A	2.33	0.00
2016-01-01	CVS	Cvs Health	D	-2.86	0.80	CM-CSA	Comcast	A	2.48	0.80
2016-01-01	MLM	Martin Marietta Materials	C	-1.87	0.20	CTAS	Cintas	A	2.56	0.20
2016-01-01	ECL	Ecolab	C	-1.84	0.20	ARG	Airgas Inc	A	2.26	0.20
2016-01-01	FDX	Fedex	D	-2.87	0.30	NOC	Northrop Grumman	A	2.49	0.30
2016-01-01	GD	General Dynamics	C	-1.85	0.10	VMC	Vulcan Materials Co	A	2.34	0.10
2016-01-01	MS	Morgan Stanley	D	-2.87	0.10	NDAQ	Nasdaq	A	2.46	0.10
2016-01-01	LEN	Lennar	C	-1.85	0.10	SNA	Snap-on	A	2.59	0.10
2016-01-01	INCY	Incyte	C	-1.86	0.10	XRAY	Dentsply Intl	A	2.23	0.10
2016-01-01	PCAR	Paccar	D	-2.88	0.00	ALLE	Allegion	A	2.27	0.00

Date	Ticker	Name	R	SM	W (%)	Ticker	Name	R	SM	W (%)
2016-01-01	6594	Nidec	C	-1.87	0.00	TAP	Molson Coors Brewing	A	2.24	0.00
2016-01-01	WTB1	Whitbread	D	-2.87	0.30	TSN	Tyson Foods	A	2.24	0.30
2016-01-01	RHI	Robert Half International	D	-2.88	0.10	MAS	Masco	A	2.26	0.10
2016-01-01	INFY	Infosys Adr	C	-1.86	0.00	SNDK	Sandisk Corp	A	2.27	0.00
2016-01-01	SHW	Sherwin-williams	C	-1.85	0.60	ACN	Accenture Cl A	A	2.23	0.60
2016-01-01	SLB	Schlumberger	D	-2.87	0.10	FSLR	First Solar	A	2.27	0.10
2016-01-01	UNP	Union Pacific	D	-2.89	0.20	ADP	Automatic Data Processing	A	2.22	0.20
2016-01-01	FL	Foot Locker	C	-1.86	0.10	CVC	Cablevision Systems Corp	A	2.30	0.10
2016-01-01	UAA	Under Armour	C	-1.87	0.70	HRL	Hormel Foods	A	2.46	0.70
2016-01-01	LB-TYK	Liberty Global	D	-2.87	0.10	LOW	Lowe's Companies	A	2.28	0.10
2016-01-01	BIIB	Biogen	D	-2.89	1.40	LH	Laboratory Corp Of America	A	2.22	1.40
2016-01-01	GS	Goldman Sachs	D	-2.85	0.00	BK	Bank Of New York Mellon	A	2.34	0.00
2016-01-01	QCOM	Qualcomm	D	-2.88	0.10	KLAC	Kla-tencor	A	2.25	0.10
2016-01-01	UNH	Unitedhealth	C	-1.84	1.80	ACT	Actavis	A	2.21	1.80
2016-01-01	GILD	Gilead Sciences	C	-1.86	1.60	ZTS	Zoetis	A	2.20	1.60
2016-01-01	XEC	Cimarex Energy	C	-1.88	0.00	CAM	Cameron International Corp.	A	2.25	0.00
2016-01-01	CP	Canadian Pacific Railway	D	-2.88	0.30	ADSK	Autodesk	A	2.24	0.30
2016-01-01	SYK	Stryker	C	-1.85	0.10	PFE	Pfizer	A	2.19	0.10
2016-01-01	BIR	Birchcliff Energy	D	-2.91	0.00					
2016-01-01	BRK.A	Berkshire Hathaway	D	-2.86	4.40	MAC	Macerich	A	2.24	4.40
2016-01-01	AET	Aetna	C	-1.86	0.20	BAX	Baxter International	A	2.19	0.20
2016-01-01	MHK	Mohawk Industries	C	-1.85	0.10	RAI	Reynolds American	A	2.38	0.10
2016-01-01	FLT	Fleetcor Technologies	D	-2.85	0.10	RTN	Raytheon	A	2.22	0.10
2016-01-01	LBTYA	Liberty Global	D	-2.87	0.20	CCL	Carnival	A	2.25	0.20
2016-01-01	SRCL	Stericycle	D	-2.87	0.10	A	Agilent Technologies	A	2.21	0.10
2016-01-01	TWTR	Twitter	D	-2.93	0.00					
2016-01-01	SWKS	Skyworks Solutions	D	-2.88	0.10	HRS	Harris	A	2.24	0.10
2016-01-01	WOOF	Vca	C	-1.85	0.00	TSCO	Tractor Supply	A	2.25	0.00
2016-01-01	TSLA	Tesla	C	-1.86	1.00	SWK	Stanley Black & Decker	A	2.30	1.00
2016-01-01	PCS	T-Mobile US Inc.	C	-1.85	0.00	LVLT	Level 3 Communications	B	1.19	0.00
2016-01-01	DPZ	Domino's Pizza	C	-1.84	0.20	TWC	Time Warner Cable Inc.	A	2.22	0.20
2016-01-01	STRZA	Starz	C	-1.88	0.00	MCD	Mcdonald's	A	2.21	0.00
2016-01-01	BLUE	Bluebird Bio	D	-2.94	0.00					
2016-01-01	XON	Intrexon	C	-1.93	0.10	ESRX	Express Scripts	A	2.18	0.10
2016-01-01	CMG	Chipotle Mexican Grill	D	-2.89	0.90	ROST	Ross Stores	A	2.20	0.90
2016-01-01	AGIO	Agios Pharmaceuticals	D	-2.92	0.10					
2016-01-01	TSRO	Tesaro	C	-1.87	0.00	MYL	Mylan	B	1.23	0.00
2016-01-01	ANAC	Anacor Pharmaceuticals	C	-1.88	0.00	ZBH	Zimmer Biomet	B	1.19	0.00
2016-01-01	BTO	B2gold	D	-2.86	0.10	DD	E.i. Du Pont De Nemours	A	2.23	0.10
2016-01-01	LYB	Lyondellbasell Industries	C	-1.85	0.10	AVY	Avery Dennison	A	2.25	0.10
2016-01-01	DNKN	Dunkin' Brands	D	-2.87	0.00	DRI	Darden Restaurants	A	2.20	0.00
2016-01-01	OAK	Oaktree Capital Group Llc	D	-2.86	0.10	PGR	Progressive	A	2.23	0.10
2016-01-01	RARE	Ultragenyx Pharmaceutical	C	-1.86	0.00	VAR	Varian Medical Systems	B	1.18	0.00
2016-01-01	LC	Lendingclub	D	-2.93	0.10					
2016-01-01	HDS	Hd Supply	C	-1.86	0.10	ROP	Roper Technologies	A	2.21	0.10

Date	Ticker	Name	R	SM	W (%)	Ticker	Name	R	SM	W (%)
2016-01-01	HLT	Hilton Worldwide	D	-2.89	0.10	OMC	Omnicom	A	2.19	0.10
2016-01-01	SYF	Synchrony Financial	C	-1.86	0.20	AIZ	Assurant	A	2.22	0.20
2016-01-01	LBRDA	Liberty Broadband	C	-1.84	0.00	HIG	The Hartford Financial Services	A	2.22	0.00
2016-01-01	BIRG	Bank Of Ireland	C	-1.86	0.50	GAS	AGL Resources	A	2.23	0.50
2016-02-01	AAPL	Apple	D	-2.88	3.30	VRSN	Verisign	A	2.27	3.30
2016-02-01	AMT	American Tower	D	-2.85	0.20	EXR	Extra Space Storage	A	2.84	0.20
2016-02-01	ADI	Analog Devices	D	-2.86	0.10	SNDK	Sandisk Corp	A	2.26	0.10
2016-02-01	CTSH	Cognizant Technology Solutions	C	-1.85	0.30	NVDA	Nvidia	A	2.25	0.30
2016-02-01		Bayer	D	-2.88	0.00	DPS	Dr Pepper Snapple International	A	2.22	0.00
2016-02-01	VIV	Vivendi	D	-2.87	0.00	IFF	Flavors & Fragrances	A	2.21	0.00
2016-02-01	APC	Anadarko Petroleum	D	-2.93	0.00					
2016-02-01	4503	Astellas Pharma	D	-2.86	0.10	ED	Consolidated Edison	A	2.21	0.10
2016-02-01	BAC	Bank Of America	C	-1.87	0.40	NDAQ	Nasdaq	A	2.48	0.40
2016-02-01	SAM	Boston Beer	D	-2.88	0.10	DLPH	Delphi Automotive	A	2.56	0.10
2016-02-01	VRSK	Verisk Analytics	C	-1.85	0.00	NOC	Northrop Grumman	A	2.49	0.00
2016-02-01	TSM	Taiwan Semiconductor Manufacturing	D	-2.84	0.10	KLAC	Kla-tencor	A	2.24	0.10
2016-02-01	CELG	Celgene	D	-2.86	0.50	HUM	Humana	A	2.43	0.50
2016-02-01	CERN	Cerner	D	-2.87	0.20	HRS	Harris	A	2.23	0.20
2016-02-01	CL	Colgate-palmolive	D	-2.84	1.80	SNA	Snap-on	A	2.56	1.80
2016-02-01	MAR	Marriott International	D	-2.87	0.40	CVC	Cablevision Systems Corp	A	2.30	0.40
2016-02-01	CVS	Cvs Health	D	-2.86	0.90	LOW	Lowe's Companies	A	2.27	0.90
2016-02-01	MLM	Martin Marietta Materials	C	-1.88	0.10	VMC	Vulcan Materials Co	A	2.31	0.10
2016-02-01	ORLY	O'reilly Automotive	C	-1.84	0.80	TSCO	Tractor Supply	A	2.25	0.80
2016-02-01	CLR	Continental Resources	D	-2.91	0.00					
2016-02-01	ECL	Ecolab	C	-1.85	0.10	ARG	Airgas Inc	A	2.27	0.10
2016-02-01	FDX	Fedex	D	-2.88	0.20	ALLE	Allegion	A	2.25	0.20
2016-02-01	GD	General Dynamics	C	-1.85	0.10	MAS	Masco	A	2.24	0.10
2016-02-01	PCLN	The Priceline	C	-1.88	0.90	CCL	Carnival	A	2.23	0.90
2016-02-01	LEN	Lennar	C	-1.88	0.10	HRL	Hormel Foods	A	2.48	0.10
2016-02-01	NXPI	Nxp Semiconductors	D	-2.89	0.10	INTC	Intel	A	2.20	0.10
2016-02-01	INCY	Incyte	C	-1.91	0.00	VRTX	Vertex Pharmaceuticals	A	2.24	0.00
2016-02-01	EA	Electronic Arts	C	-1.86	0.40	RAI	Reynolds American	A	2.42	0.40
2016-02-01		Minnesota Mng.& Mfg	D	-2.85	0.70	RTN	Raytheon	A	2.22	0.70
2016-02-01	NBL	Noble Energy	D	-2.86	0.10	NFX	Newfield Exploration	A	2.17	0.10
2016-02-01	COP	Conocophillips	D	-2.93	0.00					
2016-02-01	PCAR	Paccar	D	-2.88	0.10	HON	Honeywell International	A	2.20	0.10
2016-02-01	6594	Nidec	C	-1.88	0.00	MO	Altria	A	2.21	0.00
2016-02-01	WTB1	Whitbread	D	-2.88	0.30	CLX	Clorox	A	2.21	0.30
2016-02-01	RHI	Robert Half International	D	-2.89	0.10	WM	Waste Management	A	2.19	0.10
2016-02-01	SHW	Sherwin-williams	C	-1.85	0.60	XYL	Xylem	A	2.19	0.60
2016-02-01	SLB	Schlumberger	D	-2.87	0.20	NI	Nisource	A	3.00	0.20
2016-02-01	CHRW	C.h.robinson Worldwide	D	-2.85	0.10	LMT	Lockheed Martin	A	2.19	0.10
2016-02-01	TJX	Tjx Companies	C	-1.83	1.80	MCD	Mcdonald's	A	2.22	1.80
2016-02-01	UNP	Union Pacific	D	-2.90	0.10					
2016-02-01	FL	Foot Locker	C	-1.85	0.00	RCL	Royal Caribbean Cruises	A	2.21	0.00
2016-02-01	UAA	Under Armour	C	-1.86	0.80	GMCR	Keurig Green Mountain	A	2.37	0.80
2016-02-01	LB-TYK	Liberty Global	D	-2.89	0.10	ROST	Ross Stores	A	2.21	0.10

Date	Ticker	Name	R	SM	W (%)	Ticker	Name	R	SM	W (%)
2016-02-01	JNPR	Juniper Networks	C	-1.87	0.10	ADSK	Autodesk	A	2.18	0.10
2016-02-01	EOG	Eog Resources	D	-2.87	0.40	TE	Teco Energy	A	2.26	0.40
2016-02-01	BSX	Boston Scientific	C	-1.84	0.60	XRAY	Dentsply Intl	A	2.23	0.60
2016-02-01	BIIB	Biogen	D	-2.90	1.30					
2016-02-01	ULTI	The Ultimate Software	C	-1.86	0.30	AMAT	Applied Materials	B	1.20	0.30
2016-02-01	SEE	Sealed Air	D	-2.88	0.00	A	Agilent Technologies	A	2.19	0.00
2016-02-01	AZO	Autozone	C	-1.84	0.40	SYY	Sysco	A	2.20	0.40
2016-02-01	QCOM	Qualcomm	D	-2.89	0.10	LRCX	Lam Research	B	1.20	0.10
2016-02-01	UNH	Unitedhealth	C	-1.84	2.00	LH	Laboratory Corp Of America	A	2.20	2.00
2016-02-01	GILD	Gilead Sciences	D	-2.89	1.40	ACT	Actavis	A	2.19	1.40
2016-02-01	ICUI	Icu Medical	C	-1.87	0.00	BAX	Baxter International	A	2.18	0.00
2016-02-01	XEC	Cimarex Energy	D	-2.88	0.00	GAS	AGL Resources	A	2.23	0.00
2016-02-01	JPM	Jpmorgan Chase	C	-1.85	0.90	SCHW	Charles Schwab	A	2.33	0.90
2016-02-01	CP	Canadian Pacific Railway	D	-2.89	0.30	CAG	Conagra Brands	A	2.21	0.30
2016-02-01	SYK	Stryker	C	-1.84	0.10	ZTS	Zoetis	A	2.18	0.10
2016-02-01	BIR	Birchcliff Energy	D	-2.89	0.00	KMB	Kimberly-clark	A	2.20	0.00
2016-02-01	ILMN	Illumina	D	-2.86	0.00	MYL	Mylan	B	1.22	0.00
2016-02-01	BRK.A	Berkshire Hathaway	D	-2.86	4.90	BK	Bank Of New York Mellon	A	2.29	4.90
2016-02-01	MA	Mastercard	C	-1.85	1.70	AIZ	Assurant	A	2.23	1.70
2016-02-01	AET	Aetna	C	-1.87	0.20	VAR	Varian Medical Systems	B	1.17	0.20
2016-02-01	MHK	Mohawk Industries	C	-1.87	0.10	SWK	Stanley Black & Decker	A	2.27	0.10
2016-02-01	C	Citigroup	D	-2.87	0.90	O	Realty Income	A	2.22	0.90
2016-02-01	FLT	Fleetcor Technologies	D	-2.88	0.00	PAYX	Paychex	A	2.19	0.00
2016-02-01	THS	Treehouse Foods	D	-2.85	0.10	TSN	Tyson Foods	A	2.24	0.10
2016-02-01	XOM	Exxon Mobil	D	-2.85	0.00	CPB	Campbell Soup	A	2.23	0.00
2016-02-01	LBTYA	Liberty Global	D	-2.90	0.20	DRI	Darden Restaurants	A	2.20	0.20
2016-02-01	SRCL	Stericycle	D	-2.87	0.10	RSG	Republic Services	A	2.19	0.10
2016-02-01	ABC	Amerisourcebergen	D	-2.87	0.20	OMC	Omnicom	A	2.19	0.20
2016-02-01	DVA	Davita	D	-2.87	0.00	DGX	Quest Diagnostics	B	1.17	0.00
2016-02-01	TSLA	Tesla	C	-1.88	0.90	TAP	Molson Coors Brewing	A	2.23	0.90
2016-02-01	PCS	T-Mobile US Inc.	C	-1.84	0.10	T	At&t	A	2.19	0.10
2016-02-01	HDB	Hdfc Bank Adr	D	-2.85	0.50	FRT	Federal Realty Investment Trust	A	2.20	0.50
2016-02-01	DOL	Dollarama	C	-1.87	0.00	PPL	Ppl	A	2.20	0.00
2016-02-01	LOGM	Logmein	C	-1.88	0.10	GLW	Corning	B	1.19	0.10
2016-02-01	LNKD	Linkedin	C	-1.86	0.10	PKI	Perkinelmer	A	2.18	0.10
2016-02-01	XON	Intrexon	D	-2.92	0.10					
2016-02-01	DXCM	Dexcom	C	-1.88	0.20	ABT	Abbott Laboratories	B	1.15	0.20
2016-02-01	CMG	Chipotle Mexican Grill	D	-2.90	1.00	AAP	Advance Auto Parts	A	2.18	1.00
2016-02-01	EXPE	Expedia	C	-1.88	0.00	CAH	Cardinal Health	A	2.17	0.00
2016-02-01	AGIO	Agios Pharmaceuticals	D	-2.95	0.10					
2016-02-01	AL	Air Lease	D	-2.87	0.20	ROP	Roper Technologies	A	2.18	0.20
2016-02-01	TSRO	Tesaro	D	-2.91	0.00					
2016-02-01	CXO	Concho Resources	D	-2.87	0.00	WEC	Wec Energy	A	2.22	0.00
2016-02-01	ANAC	Anacor Pharmaceuticals	C	-1.92	0.00	MKC	Mccormick	A	2.22	0.00
2016-02-01	BTO	B2gold	D	-2.89	0.00	AEE	Ameren	A	2.20	0.00
2016-02-01	FNV	Franco-nevada	C	-1.85	0.10	XEL	Xcel Energy	A	2.20	0.10
2016-02-01	LYB	Lyondellbasell Industries	C	-1.87	0.10	AVY	Avery Dennison	A	2.24	0.10
2016-02-01	CNQ	Canadian Natural Resources	D	-2.86	0.00	ES	Eversource Energy	A	2.20	0.00
2016-02-01	DNKN	Dunkin' Brands	D	-2.88	0.00	DAL	Delta Air Lines	A	2.17	0.00
2016-02-01	CDW	Cdw	C	-1.86	0.10	CA	Ca	B	1.18	0.10
2016-02-01	OAK	Oaktree Capital Group Llc	D	-2.87	0.10	KIM	Kimco Realty	A	2.20	0.10
2016-02-01	RARE	Ultragenyx Pharmaceutical	C	-1.92	0.00	SCG	Scana	A	2.22	0.00
2016-02-01	LC	Lendingclub	D	-2.95	0.00					
2016-02-01	PSX	Phillips 66	C	-1.86	0.10	SJM	Jm Smucker	A	2.22	0.10

Date	Ticker	Name	R	SM	W (%)	Ticker	Name	R	SM	W (%)
2016-02-01	HDS	Hd Supply	C	-1.88	0.10	JEC	Jacobs Engineering	A	2.18	0.10
2016-02-01	MDLZ	Mondelez International	C	-1.85	0.30	NWL	Newell Brands	A	2.23	0.30
2016-02-01	HLT	Hilton Worldwide	D	-2.90	0.00					
2016-02-01	SYF	Synchrony Financial	D	-2.87	0.20	HIG	The Hartford Financial Services	A	2.20	0.20
2016-02-01	BABA	Alibaba Adr	D	-2.87	0.10	SIG	Signet Jewelers	A	2.17	0.10
2016-02-01	LBRDA	Liberty Broadband	D	-2.85	0.00	CINF	Cincinnati Financial	A	2.19	0.00
2016-02-01	LBRDK	Liberty Broadband	D	-2.86	0.10	PCL	Plum Creek Timber Co	A	2.18	0.10
2016-02-01	MBLY	Mobileye	D	-2.93	0.10					
2016-02-01	BIRG	Bank Of Ireland	D	-2.87	0.40	SO	Southern	A	2.20	0.40
2016-03-01	AAPL	Apple	D	-2.87	3.00	VRSN	Verisign	A	2.31	3.00
2016-03-01	AMT	American Tower	D	-2.84	0.10	EXR	Extra Space Storage	A	2.79	0.10
2016-03-01	ADI	Analog Devices	D	-2.85	0.00	NVDA	Nvidia	A	2.28	0.00
2016-03-01	CTSH	Cognizant Technology Solutions	D	-2.86	0.20	KLAC	Kla-tencor	A	2.25	0.20
2016-03-01	AMGN	Amgen	D	-2.85	0.00	BAX	Baxter International	A	2.20	0.00
2016-03-01	APC	Anadarko Petroleum	D	-2.93	0.00					
2016-03-01	VMW	Vmware	D	-2.91	0.00					
2016-03-01	4503	Astellas Pharma	D	-2.87	0.10	GT	Goodyear Tire & Rubber	A	2.21	0.10
2016-03-01	BA	Boeing	D	-2.87	0.10	NOC	Northrop Grumman	A	2.50	0.10
2016-03-01	BAC	Bank Of America	D	-2.88	0.30	NDAQ	Nasdaq	A	2.50	0.30
2016-03-01	SAM	Boston Beer	D	-2.88	0.10	SNA	Snap-on	A	2.52	0.10
2016-03-01	5332	Toto	C	-1.88	0.10	XEL	Xcel Energy	A	2.21	0.10
2016-03-01	CELG	Celgene	D	-2.86	0.40	ZTS	Zoetis	A	2.18	0.40
2016-03-01	CERN	Cerner	D	-2.89	0.10	AMAT	Applied Materials	A	2.22	0.10
2016-03-01	CL	Colgate-palmolive	D	-2.84	1.70	HRL	Hormel Foods	A	2.50	1.70
2016-03-01	MAR	Marriott International	D	-2.85	0.30	CVC	Cablevision Systems Corp	A	2.31	0.30
2016-03-01	7270	Subaru	C	-1.88	0.00	PM	Philip Morris International	A	2.20	0.00
2016-03-01	ASSAB	Assa Abloy	C	-1.85	0.10	CLX	Clorox	A	2.20	0.10
2016-03-01	CVS	Cvs Health	D	-2.86	0.80	CCL	Carnival	A	2.23	0.80
2016-03-01	7733	Olympus	C	-1.86	0.00	PNW	Pinnacle West Capital	A	2.20	0.00
2016-03-01	MLM	Martin Marietta Materials	D	-2.86	0.10	ALLE	Allegion	A	2.27	0.10
2016-03-01	ORLY	O'reilly Automotive	C	-1.84	0.70	MCD	Mcdonald's	A	2.21	0.70
2016-03-01	DE	Deere	D	-2.86	0.00	FAST	Fastenal	A	2.21	0.00
2016-03-01	DIS	Walt Disney	D	-2.87	1.90	ROST	Ross Stores	A	2.21	1.90
2016-03-01	CLR	Continental Resources	D	-2.90	0.00	TSO	Tesoro	A	2.29	0.00
2016-03-01	ECL	Ecolab	D	-2.86	0.00	NEM	Newmont Mining	A	2.27	0.00
2016-03-01	700	Tencent	D	-2.85	0.10	ES	Eversource Energy	A	2.20	0.10
2016-03-01	FDX	Fedex	D	-2.87	0.20	WM	Waste Management	A	2.21	0.20
2016-03-01	GD	General Dynamics	D	-2.85	0.10	FLIR	Flir Systems	A	2.20	0.10
2016-03-01	PCLN	The Priceline	C	-1.85	1.00	OMC	Omnicom	A	2.20	1.00
2016-03-01	LEN	Lennar	D	-2.87	0.00	RAI	Reynolds American	A	2.42	0.00
2016-03-01	NXPI	Nxp Semiconductors	D	-2.89	0.00	HRS	Harris	A	2.22	0.00
2016-03-01	MDT	Medtronic	D	-2.84	0.60	ALXN	Alexion Pharmaceuticals	A	2.15	0.60
2016-03-01	EA	Electronic Arts	C	-1.86	0.40	GMCR	Keurig Green Mountain	A	2.38	0.40
2016-03-01	NBL	Noble Energy	D	-2.87	0.10	XOM	Exxon Mobil	B	1.19	0.10
2016-03-01	6861	Keyence	D	-2.86	0.00	PPL	Ppl	A	2.20	0.00
2016-03-01	PCAR	Paccar	D	-2.87	0.10	PAYX	Paychex	A	2.20	0.10
2016-03-01	PPG	Ppg Industries	D	-2.84	0.70	ARG	Airgas Inc	A	2.27	0.70
2016-03-01	WTB1	Whitbread	D	-2.88	0.30	CCE	Coca-Cola Enterprises	A	2.20	0.30
2016-03-01	RHI	Robert Half International	D	-2.89	0.10	XYL	Xylem	A	2.20	0.10
2016-03-01	SHW	Sherwin-williams	C	-1.84	0.70	ITW	Illinois Tool Works	A	2.20	0.70

Date	Ticker	Name	R	SM	W (%)	Ticker	Name	R	SM	W (%)
2016-03-01	SIRI	Sirius Xm	D	-2.85	0.00	DRI	Darden Restaurants	A	2.20	0.00
2016-03-01	SLB	Schlumberger	D	-2.86	0.40	NI	Nisource	A	3.00	0.40
2016-03-01	UNP	Union Pacific	D	-2.89	0.10	RSG	Republic Services	A	2.20	0.10
2016-03-01	VMC	Vulcan Materials Co	C	-1.84	0.00	A	Agilent Technologies	A	2.19	0.00
2016-03-01	WFC	Wells Fargo	D	-2.85	3.10	O	Realty Income	A	2.23	3.10
2016-03-01	FL	Foot Locker	C	-1.86	0.00	RCL	Royal Caribbean Cruises	A	2.19	0.00
2016-03-01	UAA	Under Armour	C	-1.86	0.80	TSN	Tyson Foods	A	2.29	0.80
2016-03-01	PXD	Pioneer Natural Resources	D	-2.86	0.00	TE	Teco Energy	A	2.26	0.00
2016-03-01	LB-TYK	Liberty Global	D	-2.88	0.00	DAL	Delta Air Lines	A	2.19	0.00
2016-03-01	EOG	Eog Resources	D	-2.88	0.40	NWL	Newell Brands	A	2.23	0.40
2016-03-01	BSX	Boston Scientific	C	-1.85	0.50	MNK	Mallinckrodt	B	1.20	0.50
2016-03-01	BIIB	Biogen	D	-2.91	1.10					
2016-03-01	ULTI	The Ultimate Software	C	-1.86	0.30	AVGO	Broadcom	A	2.21	0.30
2016-03-01	SEE	Sealed Air	D	-2.86	0.00	ROP	Roper Technologies	A	2.19	0.00
2016-03-01	7267	Honda Motor	D	-2.89	0.00	AEP	American Electric Power	A	2.20	0.00
2016-03-01	BLK	Blackrock	D	-2.85	0.30	HIG	The Hartford Financial Services	A	2.22	0.30
2016-03-01	REGN	Regeneron Pharmaceuticals	C	-1.88	0.40	MYL	Mylan	B	1.20	0.40
2016-03-01	AZO	Autozone	C	-1.83	0.40	TWC	Time Warner Cable Inc.	A	2.18	0.40
2016-03-01	QCOM	Qualcomm	D	-2.88	0.10	INTC	Intel	A	2.20	0.10
2016-03-01	UNH	Unitedhealth	D	-2.83	1.90	VAR	Varian Medical Systems	B	1.18	1.90
2016-03-01	GILD	Gilead Sciences	D	-2.88	1.40	DGX	Quest Diagnostics	B	1.17	1.40
2016-03-01	NFLX	Netflix	C	-1.87	1.00	UAL	United Continental	B	1.21	1.00
2016-03-01	ICUI	Icu Medical	C	-1.87	0.00	GAS	AGL Resources	A	2.23	0.00
2016-03-01	IPGP	Ipg Photonics	D	-2.85	0.20	PKI	Perkinelmer	A	2.18	0.20
2016-03-01	JPM	Jpmorgan Chase	D	-2.85	0.70	CINF	Cincinnati Financial	A	2.21	0.70
2016-03-01	CP	Canadian Pacific Railway	D	-2.89	0.20	T	At&t	A	2.20	0.20
2016-03-01	BIR	Birchcliff Energy	D	-2.88	0.00	NEE	Nextera Energy	A	2.19	0.00
2016-03-01	BRK.A	Berkshire Hathaway	D	-2.85	4.80	AIZ	Assurant	A	2.20	4.80
2016-03-01	WTW	Weight Watchers International	C	-1.93	0.00	TGT	Target	B	1.20	0.00
2016-03-01	MA	Mastercard	C	-1.85	1.60	KIM	Kimco Realty	A	2.20	1.60
2016-03-01	USB	Us Bancorp	D	-2.85	0.60	AVB	Avalonbay Communities	A	2.19	0.60
2016-03-01	AET	Aetna	C	-1.86	0.20	WEC	Wec Energy	A	2.22	0.20
2016-03-01	MHK	Mohawk Industries	C	-1.85	0.10	SWK	Stanley Black & Decker	A	2.27	0.10
2016-03-01	C	Citigroup	D	-2.88	0.90	WSH	Willis Group Holdings	A	2.18	0.90
2016-03-01	NBIX	Neurocrine Biosciences	C	-1.89	0.10	SCG	Scana	A	2.22	0.10
2016-03-01	KIRK	Kirkland's	D	-2.92	0.00					
2016-03-01	LBTYA	Liberty Global	D	-2.89	0.10	CBS	Cbs	B	1.20	0.10
2016-03-01	SRCL	Stericycle	D	-2.87	0.00	ADT	ADT Corporation	B	1.25	0.00
2016-03-01	NOW	Servicenow	D	-2.89	0.10	GLW	Corning	B	1.19	0.10
2016-03-01	ABC	Amerisourcebergen	D	-2.87	0.10	WMT	Wal-mart Stores	B	1.20	0.10
2016-03-01	TSLA	Tesla	C	-1.89	0.90	KORS	Michael Kors	A	2.27	0.90
2016-03-01	PCS	T-Mobile US Inc.	C	-1.85	0.10	VZ	Verizon Communications	A	2.20	0.10
2016-03-01	GM	General Motors	D	-2.86	0.10	DHI	D.r. Horton	A	2.25	0.10
2016-03-01	HDB	Hdfc Bank Adr	D	-2.86	0.40	CCI	Crown Castle Intl Corp	A	2.18	0.40
2016-03-01	DOL	Dollarama	C	-1.86	0.00	K	Kellogg	A	2.19	0.00
2016-03-01	V	Visa	C	-1.85	2.40	AIV	Apartment Investment & Management	A	2.17	2.40
2016-03-01	LOGM	Logmein	C	-1.88	0.00	CA	Ca	B	1.19	0.00
2016-03-01	1299	Aia	D	-2.88	0.30	EIX	Edison International	A	2.19	0.30

Date	Ticker	Name	R	SM	W (%)	Ticker	Name	R	SM	W (%)
2016-03-01	XON	Intrexon	D	-2.92	0.10					
2016-03-01	DXCM	Dexcom	C	-1.89	0.20	DD	E.i. Du Pont De Nemours	A	2.22	0.20
2016-03-01	CMG	Chipotle Mexican Grill	D	-2.89	1.00	AAL	American Airlines	B	1.20	1.00
2016-03-01	AGIO	Agios Pharmaceuticals	D	-2.95	0.10					
2016-03-01	AL	Air Lease	D	-2.85	0.20	EMR	Emerson Electric	B	1.18	0.20
2016-03-01	TSRO	Tesaro	D	-2.89	0.00	SJM	Jm Smucker	A	2.22	0.00
2016-03-01	CXO	Concho Resources	D	-2.87	0.00	MO	Altria	A	2.22	0.00
2016-03-01	ANAC	Anacor Pharmaceuticals	C	-1.93	0.00	ED	Consolidated Edison	A	2.21	0.00
2016-03-01	BTO	B2gold	D	-2.86	0.10	CHD	Church & Dwight	A	2.19	0.10
2016-03-01	WDAY	Workday	D	-2.86	0.30	LLTC	Linear Technology	B	1.18	0.30
2016-03-01	LYB	Lyondellbasell Industries	D	-2.86	0.10	AVY	Avery Dennison	A	2.27	0.10
2016-03-01	CNQ	Canadian Natural Resources	D	-2.86	0.00	SO	Southern	A	2.19	0.00
2016-03-01	TRIP	Tripadvisor	D	-2.87	0.20	KSS	Kohl's	B	1.20	0.20
2016-03-01	CDW	Cdw	C	-1.85	0.10	SYMC	Symantec	B	1.17	0.10
2016-03-01	OAK	Oaktree Capital Group Llc	D	-2.87	0.10	ESS	Essex Property Trust	A	2.17	0.10
2016-03-01	LC	Lendingclub	D	-2.95	0.10					
2016-03-01	ITCI	Intra-cellular Therapies	C	-1.92	0.00	CAG	Conagra Brands	A	2.21	0.00
2016-03-01	PSX	Phillips 66	C	-1.85	0.10	AEE	Ameren	A	2.21	0.10
2016-03-01	FANG	Diamondback Energy	D	-2.85	0.10	KMB	Kimberly-clark	A	2.21	0.10
2016-03-01	HDS	Hd Supply	D	-2.87	0.10	LLL	L-3 Communications	B	1.18	0.10
2016-03-01	MDLZ	Mondelez International	C	-1.85	0.20	CPB	Campbell Soup	A	2.24	0.20
2016-03-01	HLT	Hilton Worldwide	D	-2.89	0.00	DG	Dollar General	B	1.19	0.00
2016-03-01	SYF	Synchrony Financial	D	-2.87	0.10	XL	XL	A	2.16	0.10
2016-03-01	PSK	Prairiesky Royalty	D	-2.91	0.00					
2016-03-01	LBRDA	Liberty Broadband	D	-2.84	0.00	HCN	Welltower	B	1.20	0.00
2016-03-01	LBRDK	Liberty Broadband	D	-2.85	0.10	VTR	Ventas	B	1.20	0.10
2016-03-01	MBLY	Mobileye	D	-2.91	0.10					
2016-03-01	MNST	Monster Beverage	C	-1.86	0.10	MKC	Mccormick	A	2.24	0.10
2016-03-01	BIRG	Bank Of Ireland	D	-2.89	0.40	DUK	Duke Energy	A	2.19	0.40
2016-04-01	AAPL	Apple	D	-2.86	3.00	VRSN	Verisign	A	2.32	3.00
2016-04-01	CTSH	Cognizant Technology Solutions	D	-2.85	0.10	KLAC	Kla-tencor	A	2.26	0.10
2016-04-01	APC	Anadarko Petroleum	D	-2.92	0.00					
2016-04-01	4503	Astellas Pharma	D	-2.88	0.10	CTL	Centurylink	A	2.24	0.10
2016-04-01	BA	Boeing	D	-2.87	0.10	ALLE	Allegion	A	2.27	0.10
2016-04-01	BAC	Bank Of America	D	-2.88	0.30	EXR	Extra Space Storage	A	2.88	0.30
2016-04-01	SAM	Boston Beer	D	-2.88	0.10	SNA	Snap-on	A	2.55	0.10
2016-04-01	5332	Toto	D	-2.87	0.10	AWK	American Water Works	A	2.24	0.10
2016-04-01	CELG	Celgene	D	-2.86	0.30	DGX	Quest Diagnostics	A	2.20	0.30
2016-04-01	CERN	Cerner	D	-2.88	0.00	AMAT	Applied Materials	A	2.25	0.00
2016-04-01	EQR	Equity Residential	D	-2.85	0.20	NDAQ	Nasdaq	A	2.52	0.20
2016-04-01	7270	Subaru	D	-2.88	0.00	WEC	Wec Energy	A	2.24	0.00
2016-04-01	ASSAB	Assa Abloy	D	-2.86	0.10	GAS	AGL Resources	A	2.23	0.10
2016-04-01	7733	Olympus	D	-2.86	0.00	ED	Consolidated Edison	A	2.23	0.00
2016-04-01	DE	Deere	D	-2.87	0.00	ADT	ADT Corporation	A	2.26	0.00
2016-04-01	DIS	Walt Disney	D	-2.86	1.70	CVC	Cablevision Systems Corp	A	2.31	1.70
2016-04-01	FDX	Fedex	D	-2.85	0.20	ETN	Eaton	A	2.22	0.20
2016-04-01	GD	General Dynamics	D	-2.86	0.10	FLR	Fluor	A	2.22	0.10
2016-04-01	LEN	Lennar	D	-2.86	0.00	HRL	Hormel Foods	A	2.51	0.00
2016-04-01	LB	L Brands	D	-2.85	0.10	WYNN	Wynn Resorts	A	2.31	0.10
2016-04-01	EA	Electronic Arts	C	-1.86	0.40	RAI	Reynolds American	A	2.42	0.40
2016-04-01	NBL	Noble Energy	D	-2.86	0.10	APA	Apache	A	2.23	0.10
2016-04-01	6861	Keyence	D	-2.86	0.00	EXC	Exelon	A	2.23	0.00
2016-04-01	PCAR	Paccar	D	-2.86	0.10	JBHT	J.b.hunt Transport Services	A	2.22	0.10

Date	Ticker	Name	R	SM	W (%)	Ticker	Name	R	SM	W (%)
2016-04-01	WTB1	Whitbread	D	-2.88	0.30	FTR	Frontier Communications	A	2.23	0.30
2016-04-01	RHI	Robert Half International	D	-2.88	0.10	PH	Parker-hannifin	A	2.22	0.10
2016-04-01	SLB	Schlumberger	D	-2.87	0.40	SE	Spectra Energy	A	2.23	0.40
2016-04-01	FRUT	Frutarom Industries	C	-1.84	0.00	NUE	Nucor	A	2.23	0.00
2016-04-01	UNP	Union Pacific	D	-2.89	0.10	GWW	Ww Grainger	A	2.21	0.10
2016-04-01	WFC	Wells Fargo	D	-2.85	2.80	UDR	Udr	A	2.27	2.80
2016-04-01	UAA	Under Armour	D	-2.86	0.70	TSN	Tyson Foods	A	2.30	0.70
2016-04-01	EOG	Eog Resources	D	-2.86	0.40	HP	Helmerich & Payne	A	2.22	0.40
2016-04-01	TEVA	Teva Pharmaceutical Industries Adr	D	-2.86	0.60	ZBH	Zimmer Biomet	A	2.20	0.60
2016-04-01	BIIB	Biogen	D	-2.91	0.90					
2016-04-01	ULTI	The Ultimate Software	C	-1.84	0.30	AVGO	Broadcom	A	2.24	0.30
2016-04-01	7267	Honda Motor	D	-2.89	0.00	SJM	Jm Smucker	A	2.23	0.00
2016-04-01	BLK	Blackrock	D	-2.84	0.30	O	Realty Income	A	2.24	0.30
2016-04-01	REGN	Regeneron Pharmaceuticals	D	-2.89	0.30	ANTM	Anthem	B	1.20	0.30
2016-04-01	GILD	Gilead Sciences	D	-2.87	1.30	PDCO	Patterson Companies	B	1.20	1.30
2016-04-01	NFLX	Netflix	C	-1.87	1.00	CCL	Carnival	A	2.24	1.00
2016-04-01	SBUX	Starbucks	C	-1.84	2.20	SNI	Scripps Networks Interactive	A	2.23	2.20
2016-04-01	JPM	Jpmorgan Chase	D	-2.85	0.60	HIG	The Hartford Financial Services	A	2.23	0.60
2016-04-01	CP	Canadian Pacific Railway	D	-2.88	0.20	CMS	Cms Energy	A	2.23	0.20
2016-04-01	BIR	Birchcliff Energy	D	-2.89	0.00	DD	E.i. Du Pont De Nemours	A	2.23	0.00
2016-04-01	WTW	Weight Watchers International	C	-1.91	0.00	HOT	Strw Htl Res Wrlwd	A	2.22	0.00
2016-04-01		Novo-Nordisk B	D	-2.85	0.10	AEE	Ameren	A	2.22	0.10
2016-04-01	USB	Us Bancorp	D	-2.85	0.50	CINF	Cincinnati Financial	A	2.22	0.50
2016-04-01	AET	Aetna	C	-1.86	0.20	HUM	Humana	B	1.19	0.20
2016-04-01	MHK	Mohawk Industries	C	-1.85	0.10	KORS	Michael Kors	A	2.27	0.10
2016-04-01	C	Citigroup	D	-2.87	0.90	VTR	Ventas	A	2.22	0.90
2016-04-01	NBIX	Neurocrine Biosciences	D	-2.88	0.10	NI	Nisource	A	3.00	0.10
2016-04-01	KIRK	Kirkland's	D	-2.90	0.00					
2016-04-01	LBTYA	Liberty Global	D	-2.88	0.10	ROST	Ross Stores	A	2.22	0.10
2016-04-01	NOW	Servicenow	D	-2.89	0.00	GLW	Corning	A	2.22	0.00
2016-04-01	TSLA	Tesla	C	-1.86	1.00	NWL	Newell Brands	A	2.27	1.00
2016-04-01	GM	General Motors	D	-2.86	0.20	CPB	Campbell Soup	A	2.26	0.20
2016-04-01	HDB	Hdfc Bank Adr	D	-2.84	0.40	AIZ	Assurant	A	2.22	0.40
2016-04-01	V	Visa	C	-1.84	2.30	KIM	Kimco Realty	A	2.21	2.30
2016-04-01	LOGM	Logmein	D	-2.88	0.00	CTXS	Citrix Systems	A	2.21	0.00
2016-04-01	1299	Aia	D	-2.87	0.30	PNW	Pinnacle West Capital	A	2.22	0.30
2016-04-01	XON	Intrexon	D	-2.92	0.10					
2016-04-01	DXCM	Dexcom	D	-2.89	0.20	NEM	Newmont Mining	A	2.29	0.20
2016-04-01	CMG	Chipotle Mexican Grill	D	-2.90	0.80	OMC	Omnicom	A	2.22	0.80
2016-04-01	AGIO	Agios Pharmaceuticals	D	-2.95	0.10					
2016-04-01	TSRO	Tesaro	D	-2.89	0.00	ARG	Airgas Inc	A	2.27	0.00
2016-04-01	ANAC	Anacor Pharmaceuticals	C	-1.94	0.00	TE	Teco Energy	A	2.26	0.00
2016-04-01	WDAY	Workday	D	-2.85	0.40	HRS	Harris	A	2.21	0.40
2016-04-01	LYB	Lyondellbasell Industries	D	-2.85	0.10	AVY	Avery Dennison	A	2.29	0.10
2016-04-01	PANW	Palo Alto Networks	D	-2.86	0.00	INTC	Intel	A	2.21	0.00
2016-04-01	TRIP	Tripadvisor	D	-2.87	0.20	DRI	Darden Restaurants	A	2.21	0.20
2016-04-01	CDW	Cdw	C	-1.85	0.10	YHOO	Yahoo	A	2.21	0.10
2016-04-01	LC	Lendingclub	D	-2.95	0.00					
2016-04-01	ITCI	Intra-cellular Therapies	C	-1.92	0.00	SCG	Scana	A	2.25	0.00
2016-04-01	PSX	Phillips 66	C	-1.85	0.10	CVX	Chevron	A	2.20	0.10

Date	Ticker	Name	R	SM	W (%)	Ticker	Name	R	SM	W (%)
2016-04-01	MDLZ	Mondelez International	C	-1.85	0.20	MKC	Mccormick	A	2.25	0.20
2016-04-01	HLT	Hilton Worldwide	D	-2.88	0.00	RCL	Royal Caribbean Cruises	A	2.20	0.00
2016-04-01	SYF	Synchrony Financial	D	-2.86	0.10	FRT	Federal Realty Investment Trust	A	2.21	0.10
2016-04-01	MBLY	Mobileye	D	-2.91	0.00					
2016-04-01	MNST	Monster Beverage	D	-2.86	0.10	CAG	Conagra Brands	A	2.23	0.10
2016-04-01	BIRG	Bank Of Ireland	D	-2.89	0.40	MO	Altria	A	2.22	0.40
2016-05-02	AAPL	Apple	D	-2.88	2.40	VRSN	Verisign	A	2.31	2.40
2016-05-02	IT	Gartner	C	-1.84	0.10	KLAC	Kla-tencor	A	2.25	0.10
2016-05-02	CTSH	Cognizant Technology Solutions	D	-2.86	0.10	AMAT	Applied Materials	A	2.24	0.10
2016-05-02	4503	Astellas Pharma	D	-2.88	0.00	NI	Nisource	A	3.00	0.00
2016-05-02	BAC	Bank Of America	D	-2.87	0.20	EXR	Extra Space Storage	A	2.82	0.20
2016-05-02	SAM	Boston Beer	D	-2.90	0.10	RAI	Reynolds American	A	2.41	0.10
2016-05-02	WAB	Westinghouse Air Brake Technologies	D	-2.87	0.00	ALLE	Allegion	A	2.27	0.00
2016-05-02	CELG	Celgene	D	-2.86	0.20	HCA	Hca	A	2.22	0.20
2016-05-02	CERN	Cerner	D	-2.87	0.10	AVGO	Broadcom	A	2.22	0.10
2016-05-02	CI	Cigna	D	-2.86	0.10	ZBH	Zimmer Biomet	A	2.21	0.10
2016-05-02	MANH	Manhattan Associates	D	-2.87	0.00	GRMN	Garmin	A	2.22	0.00
2016-05-02	EQR	Equity Residential	D	-2.86	0.20	NDAQ	Nasdaq	A	2.49	0.20
2016-05-02	7270	Subaru	D	-2.89	0.00	RRC	Range Resources	A	2.35	0.00
2016-05-02	ASSAB	Assa Abloy	D	-2.85	0.10	AVY	Avery Dennison	A	2.30	0.10
2016-05-02	DIS	Walt Disney	D	-2.86	1.80	CVC	Cablevision Systems Corp	A	2.32	1.80
2016-05-02	GD	General Dynamics	D	-2.85	0.10	CMI	Cummins	A	2.23	0.10
2016-05-02	GT	Goodyear Tire & Rubber	C	-1.86	0.00	TSN	Tyson Foods	A	2.30	0.00
2016-05-02	CRM	Salesforce.com	C	-1.84	1.90	HRS	Harris	A	2.22	1.90
2016-05-02	LEN	Lennar	D	-2.86	0.00	CPB	Campbell Soup	A	2.25	0.00
2016-05-02	LLY	Eli Lilly	D	-2.86	0.00	DGX	Quest Diagnostics	A	2.21	0.00
2016-05-02	INCY	Incyte	D	-2.91	0.00					
2016-05-02	EA	Electronic Arts	D	-2.86	0.30	KORS	Michael Kors	A	2.25	0.30
2016-05-02	COP	Conocophillips	D	-2.91	0.00					
2016-05-02	WTB1	Whitbread	D	-2.88	0.20	AA	Alcoa	A	2.27	0.20
2016-05-02	FRUT	Frutarom Industries	C	-1.85	0.00	ARG	Airgas Inc	A	2.27	0.00
2016-05-02	UNP	Union Pacific	D	-2.88	0.00	FLS	Flowserve	A	2.23	0.00
2016-05-02	WFC	Wells Fargo	D	-2.85	2.90	UDR	Udr	A	2.25	2.90
2016-05-02	TEVA	Teva Pharmaceutical Industries Adr	D	-2.87	0.60	LH	Laboratory Corp Of America	A	2.20	0.60
2016-05-02	BIIB	Biogen	D	-2.90	0.90					
2016-05-02	HOLX	Hologic	D	-2.85	0.00	ZTS	Zoetis	A	2.20	0.00
2016-05-02	REGN	Regeneron Pharmaceuticals	D	-2.89	0.40	ABBV	Abbvie	A	2.20	0.40
2016-05-02	GILD	Gilead Sciences	D	-2.85	1.30	ANTM	Anthem	A	2.20	1.30
2016-05-02	NFLX	Netflix	C	-1.88	0.80	WYNN	Wynn Resorts	A	2.31	0.80
2016-05-02	SBUX	Starbucks	C	-1.85	2.00	URBN	Urban Outfitters	A	2.24	2.00
2016-05-02	ATD.B	Alimentation Couche-tard	C	-1.85	0.10	COG	Cabot Oil & Gas	A	2.27	0.10
2016-05-02	JPM	Jpmorgan Chase	D	-2.84	0.60	WY	Weyerhaeuser	A	2.24	0.60
2016-05-02	BIR	Birchcliff Energy	D	-2.89	0.00	DO	Diamond Offshore Drilling	A	2.26	0.00
2016-05-02	WTW	Weight Watchers International	C	-1.92	0.00	HOT	Strw Htl Res Wrlwd	A	2.23	0.00
2016-05-02		Novo-Nordisk B	D	-2.85	0.10	APA	Apache	A	2.26	0.10
2016-05-02	USB	Us Bancorp	D	-2.84	0.50	AIZ	Assurant	A	2.24	0.50
2016-05-02	MHK	Mohawk Industries	C	-1.85	0.10	MKC	Mccormick	A	2.24	0.10
2016-05-02	C	Citigroup	D	-2.86	1.00	O	Realty Income	A	2.23	1.00
2016-05-02	KIRK	Kirkland's	D	-2.90	0.00					
2016-05-02	LBTYA	Liberty Global	D	-2.89	0.10	CCL	Carnival	A	2.23	0.10
2016-05-02	GM	General Motors	D	-2.85	0.20	WHR	Whirlpool	A	2.23	0.20
2016-05-02	LOGM	Logmein	D	-2.86	0.00	PBI	Pitney Bowes	A	2.21	0.00
2016-05-02	DLG	Direct Line Insurance	C	-1.85	0.10	TE	Teco Energy	A	2.26	0.10
2016-05-02	XON	Intrexon	D	-2.93	0.10					
2016-05-02	DXCM	Dexcom	D	-2.89	0.20	MRK	Merck & Co	A	2.19	0.20

Date	Ticker	Name	R	SM	W (%)	Ticker	Name	R	SM	W (%)
2016-05-02	CMG	Chipotle Mexican Grill	D	-2.90	0.60					
2016-05-02	AGIO	Agios Pharmaceuticals	D	-2.94	0.10					
2016-05-02	TSRO	Tesaro	D	-2.89	0.00	AMGN	Amgen	A	2.19	0.00
2016-05-02	ANAC	Anacor Pharmaceuticals	D	-2.93	0.00					
2016-05-02	LYB	Lyondellbasell Industries	D	-2.86	0.10	NEM	Newmont Mining	A	2.37	0.10
2016-05-02	TRIP	Tripadvisor	D	-2.88	0.10	SNI	Scripps Networks Interactive	A	2.22	0.10
2016-05-02	CDW	Cdw	C	-1.86	0.10	YHOO	Yahoo	A	2.21	0.10
2016-05-02	LC	Lendingclub	D	-2.95	0.00					
2016-05-02	ITCI	Intra-cellular Therapies	C	-1.90	0.00	VAR	Varian Medical Systems	A	2.18	0.00
2016-05-02	MDLZ	Mondelez International	C	-1.84	0.30	CAG	Conagra Brands	A	2.22	0.30
2016-05-02	SYF	Synchrony Financial	D	-2.85	0.10	IRM	Iron Mountain	A	2.23	0.10
2016-05-02	MBLY	Mobileye	D	-2.90	0.10					
2016-05-02	MNST	Monster Beverage	D	-2.84	0.00	MO	Altria	A	2.22	0.00
2016-05-02	BIRG	Bank Of Ireland	D	-2.89	0.40	AWK	American Water Works	A	2.25	0.40
2016-06-01	AAPL	Apple	D	-2.88	2.30	VRSN	Verisign	A	2.30	2.30
2016-06-01	CTSH	Cognizant Technology Solutions	D	-2.85	0.00	KLAC	Kla-tencor	A	2.26	0.00
2016-06-01	4503	Astellas Pharma	D	-2.88	0.00	NI	Nisource	A	3.00	0.00
2016-06-01	BAC	Bank Of America	D	-2.87	0.20	EXR	Extra Space Storage	A	2.87	0.20
2016-06-01	SAM	Boston Beer	D	-2.90	0.00	RAI	Reynolds American	A	2.42	0.00
2016-06-01	WAB	Westinghouse Air Brake Technologies	D	-2.87	0.00	ALLE	Allegion	A	2.28	0.00
2016-06-01	CELG	Celgene	D	-2.86	0.20	STJ	St Jude Medical Inc	A	2.26	0.20
2016-06-01	CERN	Cerner	D	-2.88	0.00	AVGO	Broadcom	A	2.24	0.00
2016-06-01	CI	Cigna	D	-2.87	0.10	ZBH	Zimmer Biomet	A	2.22	0.10
2016-06-01	EQR	Equity Residential	D	-2.87	0.20	NDAQ	Nasdaq	A	2.51	0.20
2016-06-01	MAR	Marriott International	D	-2.85	0.30	ALK	Alaska Air	A	2.68	0.30
2016-06-01	7270	Subaru	D	-2.87	0.00	SWN	Southwestern Energy	A	2.46	0.00
2016-06-01	ASSAB	Assa Abloy	D	-2.85	0.10	OKE	Oneok	A	2.39	0.10
2016-06-01	DIS	Walt Disney	D	-2.87	1.60	CVC	Cablevision Systems Corp	A	2.33	1.60
2016-06-01	INCY	Incyte	D	-2.89	0.00	DGX	Quest Diagnostics	A	2.21	0.00
2016-06-01	WTB1	Whitbread	D	-2.87	0.30	RRC	Range Resources	A	2.35	0.30
2016-06-01	FRUT	Frutarom Industries	C	-1.85	0.00	NEM	Newmont Mining	A	2.35	0.00
2016-06-01	WFC	Wells Fargo	D	-2.85	2.90	NAVI	Navient	A	2.27	2.90
2016-06-01	TEVA	Teva Pharmaceutical Industries Adr	D	-2.87	0.50	UHS	Universal Health Services	A	2.21	0.50
2016-06-01	HOLX	Hologic	D	-2.85	0.00	HCA	Hca	A	2.21	0.00
2016-06-01	NKE	Nike	C	-1.86	1.80	TSN	Tyson Foods	A	2.29	1.80
2016-06-01	REGN	Regeneron Pharmaceuticals	D	-2.89	0.50	DVA	Davita	A	2.21	0.50
2016-06-01	GILD	Gilead Sciences	D	-2.86	1.20	LH	Laboratory Corp Of America	A	2.21	1.20
2016-06-01	NFLX	Netflix	C	-1.87	0.90	WYNN	Wynn Resorts	A	2.31	0.90
2016-06-01	SBUX	Starbucks	C	-1.86	1.90	DNB	Dun & Bradstreet	A	2.24	1.90
2016-06-01	ATD.B	Alimentation Couche-tard	C	-1.85	0.10	NRG	Nrg Energy	A	2.31	0.10
2016-06-01	JPM	Jpmorgan Chase	D	-2.84	0.60	DLR	Digital Realty Trust	A	2.25	0.60
2016-06-01	BIR	Birchcliff Energy	D	-2.87	0.00	AVY	Avery Dennison	A	2.30	0.00
2016-06-01		Novo-Nordisk B	D	-2.85	0.10	COG	Cabot Oil & Gas	A	2.27	0.10
2016-06-01	USB	Us Bancorp	D	-2.84	0.50	UDR	Udr	A	2.25	0.50
2016-06-01	C	Citigroup	D	-2.86	1.10	AIZ	Assurant	A	2.24	1.10
2016-06-01	KIRK	Kirkland's	D	-2.92	0.00					
2016-06-01	LBTYA	Liberty Global	D	-2.89	0.10	URBN	Urban Outfitters	A	2.23	0.10
2016-06-01	GM	General Motors	D	-2.86	0.20	NWL	Newell Brands	A	2.28	0.20
2016-06-01	LOGM	Logmein	D	-2.86	0.00	GRMN	Garmin	A	2.22	0.00

Date	Ticker	Name	R	SM	W (%)	Ticker	Name	R	SM	W (%)
2016-06-01	DLG	Direct Line Insurance	C	-1.85	0.10	APA	Apache	A	2.27	0.10
2016-06-01	XON	Intrexon	D	-2.93	0.10					
2016-06-01	DXCM	Dexcom	D	-2.89	0.20	ABBV	Abbvie	A	2.20	0.20
2016-06-01	CMG	Chipotle Mexican Grill	D	-2.90	0.50					
2016-06-01	AGIO	Agios Pharmaceuticals	D	-2.93	0.10					
2016-06-01	AL	Air Lease	D	-2.85	0.10	TYC	Tyco International	A	2.24	0.10
2016-06-01	ANAC	Anacor Pharmaceuticals	D	-2.89	0.00	ZTS	Zoetis	A	2.20	0.00
2016-06-01	LYB	Lyondellbasell Industries	D	-2.86	0.00	FCX	Freeport-mcmoran	A	2.47	0.00
2016-06-01	W	Wayfair	C	-1.86	0.00	DHI	D.r. Horton	A	2.27	0.00
2016-06-01	TRIP	Tripadvisor	D	-2.87	0.10	HOT	Strw Htl Res Wrlwd	A	2.23	0.10
2016-06-01	OAK	Oaktree Capital Group Llc	D	-2.85	0.10	WY	Weyerhaeuser	A	2.23	0.10
2016-06-01	OVAS	Ovascience	D	-2.98	0.00					
2016-06-01	SYF	Synchrony Financial	D	-2.85	0.10	O	Realty Income	A	2.23	0.10
2016-06-01	BIRG	Bank Of Ireland	D	-2.89	0.40	DO	Diamond Offshore Drilling	A	2.27	0.40
2016-07-01	AAPL	Apple	D	-2.88	2.20	VRSN	Verisign	A	2.30	2.20
2016-07-01	BAC	Bank Of America	D	-2.88	0.10	EXR	Extra Space Storage	A	2.85	0.10
2016-07-01	SAM	Boston Beer	D	-2.89	0.00	RAI	Reynolds American	A	2.45	0.00
2016-07-01	ABF	Associated British Foods	D	-2.87	0.40	NEM	Newmont Mining	A	2.43	0.40
2016-07-01	CI	Cigna	D	-2.87	0.00	STJ	St Jude Medical Inc	A	2.26	0.00
2016-07-01	EQR	Equity Residential	D	-2.86	0.10	DLR	Digital Realty Trust	A	2.29	0.10
2016-07-01	MAR	Marriott International	D	-2.85	0.30	WYNN	Wynn Resorts	A	2.30	0.30
2016-07-01	7270	Subaru	D	-2.89	0.00	SWN	Southwestern Energy	A	2.42	0.00
2016-07-01	DIS	Walt Disney	D	-2.87	1.50	DNB	Dun & Bradstreet	A	2.23	1.50
2016-07-01	MSFT	Microsoft	C	-1.85	1.40	KLAC	Kla-tencor	A	2.26	1.40
2016-07-01	PSA	Public Storage	C	-1.85	0.00	O	Realty Income	A	2.27	0.00
2016-07-01	WTB1	Whitbread	D	-2.89	0.20	OKE	Oneok	A	2.42	0.20
2016-07-01	FRUT	Frutarom Industries	C	-1.86	0.00	RRC	Range Resources	A	2.36	0.00
2016-07-01	WFC	Wells Fargo	D	-2.86	2.60	UDR	Udr	A	2.26	2.60
2016-07-01	FFH	Fairfax Financial	C	-1.85	0.10	MUR	Murphy Oil	A	2.35	0.10
2016-07-01	GIB.A	Cgi	C	-1.85	0.00	NFX	Newfield Exploration	A	2.33	0.00
2016-07-01	TEVA	Teva Pharmaceutical Industries Adr	D	-2.87	0.50	DGX	Quest Diagnostics	A	2.22	0.50
2016-07-01	NKE	Nike	C	-1.86	1.80	TSN	Tyson Foods	A	2.29	1.80
2016-07-01	REGN	Regeneron Pharmaceuticals	D	-2.90	0.40	ZBH	Zimmer Biomet	A	2.22	0.40
2016-07-01	AZO	Autozone	C	-1.83	0.40	HOT	Strw Htl Res Wrlwd	A	2.23	0.40
2016-07-01	GILD	Gilead Sciences	D	-2.86	1.10	LH	Laboratory Corp Of America	A	2.21	1.10
2016-07-01	NFLX	Netflix	D	-2.88	0.90	SNI	Scripps Networks Interactive	A	2.22	0.90
2016-07-01	SBUX	Starbucks	C	-1.85	2.00	WMT	Wal-mart Stores	A	2.22	2.00
2016-07-01	ATD.B	Alimentation Couche-tard	D	-2.85	0.10	ALB	Albemarle	A	2.32	0.10
2016-07-01	STMP	Stamps.com	C	-1.85	0.00	CBS	Cbs	A	2.21	0.00
2016-07-01	RMV	Rightmove	C	-1.85	0.00	APC	Anadarko Petroleum	A	2.30	0.00
2016-07-01	JPM	Jpmorgan Chase	D	-2.85	0.60	VTR	Ventas	A	2.25	0.60
2016-07-01	CP	Canadian Pacific Railway	D	-2.86	0.10	HES	Hess	A	2.29	0.10
2016-07-01		Novo-Nordisk B	D	-2.85	0.00	AVY	Avery Dennison	A	2.29	0.00
2016-07-01	USB	Us Bancorp	D	-2.85	0.40	IRM	Iron Mountain	A	2.25	0.40
2016-07-01	IHS	IHS Ci A	C	-1.84	0.00	NI	Nisource	A	3.00	0.00
2016-07-01	C	Citigroup	D	-2.87	1.00	CINF	Cincinnati Financial	A	2.25	1.00
2016-07-01	KIRK	Kirkland's	D	-2.91	0.00					

Date	Ticker	Name	R	SM	W (%)	Ticker	Name	R	SM	W (%)
2016-07-01	LBTYA	Liberty Global	D	-2.90	0.00	YUM	Yum Brands	A	2.21	0.00
2016-07-01	TSLA	Tesla	D	-2.86	1.20	NWL	Newell Brands	A	2.29	1.20
2016-07-01	GM	General Motors	D	-2.87	0.10	DHI	D.r. Horton	A	2.28	0.10
2016-07-01	LOGM	Logmein	D	-2.86	0.00	AVGO	Broadcom	A	2.24	0.00
2016-07-01	DLG	Direct Line Insurance	C	-1.86	0.10	AWK	American Water Works	A	2.29	0.10
2016-07-01	XON	Intrexon	D	-2.94	0.10					
2016-07-01	CMG	Chipotle Mexican Grill	D	-2.91	0.40					
2016-07-01	AL	Air Lease	D	-2.86	0.10	ALLE	Allegion	A	2.28	0.10
2016-07-01	TRIP	Tripadvisor	D	-2.88	0.20	OMC	Omnicom	A	2.21	0.20
2016-07-01	OAK	Oaktree Capital Group Llc	D	-2.85	0.10	AIZ	Assurant	A	2.24	0.10
2016-07-01	OVAS	Ovascience	D	-2.98	0.00					
2016-07-01	SYF	Synchrony Financial	D	-2.88	0.00	NAVI	Navient	A	2.24	0.00
2016-07-01	BIRG	Bank Of Ireland	D	-2.92	0.20					
2016-08-01	BAC	Bank Of America	D	-2.87	0.00	EXR	Extra Space Storage	A	2.81	0.00
2016-08-01	SAM	Boston Beer	D	-2.88	0.00	RAI	Reynolds American	A	2.42	0.00
2016-08-01	ABF	Associated British Foods	D	-2.87	0.30	NI	Nisource	A	3.00	0.30
2016-08-01	CELG	Celgene	D	-2.82	0.10	STJ	St Jude Medical Inc	A	2.28	0.10
2016-08-01	EQR	Equity Residential	D	-2.86	0.00	EQIX	Equinix Inc	A	2.29	0.00
2016-08-01	7270	Subaru	D	-2.87	0.00	SWN	Southwestern Energy	A	2.45	0.00
2016-08-01	CVS	Cvs Health	D	-2.85	0.30	WYNN	Wynn Resorts	A	2.32	0.30
2016-08-01	DIS	Walt Disney	D	-2.84	1.30	DNB	Dun & Bradstreet	A	2.24	1.30
2016-08-01	FRUT	Frutarom Industries	C	-1.84	0.00	OKE	Oneok	A	2.38	0.00
2016-08-01	FFH	Fairfax Financial	C	-1.85	0.10	WMB	Williams Companies	A	2.34	0.10
2016-08-01	TEVA	Teva Pharmaceutical Industries Adr	D	-2.87	0.50	ZBH	Zimmer Biomet	A	2.24	0.50
2016-08-01	NKE	Nike	D	-2.86	1.60	TSN	Tyson Foods	A	2.33	1.60
2016-08-01	GILD	Gilead Sciences	D	-2.87	0.80	DGX	Quest Diagnostics	A	2.24	0.80
2016-08-01	NFLX	Netflix	D	-2.88	0.80	HOT	Strw Htl Res Wrlwd	A	2.24	0.80
2016-08-01	SBUX	Starbucks	D	-2.85	1.90	VIAB	Viacom	A	2.24	1.90
2016-08-01	IPGP	Ipg Photonics	D	-2.86	0.10	URI	United Rentals	A	2.30	0.10
2016-08-01	C	Citigroup	D	-2.87	1.00	DLR	Digital Realty Trust	A	2.28	1.00
2016-08-01	KIRK	Kirkland's	D	-2.91	0.00					
2016-08-01	LBTYA	Liberty Global	D	-2.89	0.00	KMX	Carmax	A	2.23	0.00
2016-08-01	WLK	Westlake Chemical	D	-2.90	0.00	NEM	Newmont Mining	A	2.47	0.00
2016-08-01	DLG	Direct Line Insurance	D	-2.86	0.10	ALB	Albemarle	A	2.33	0.10
2016-08-01	XON	Intrexon	D	-2.93	0.10					
2016-08-01	CMG	Chipotle Mexican Grill	D	-2.91	0.40					
2016-08-01	AL	Air Lease	D	-2.85	0.10	ALLE	Allegion	A	2.30	0.10
2016-08-01	OVAS	Ovascience	D	-2.98	0.00					
2016-08-01	BIRG	Bank Of Ireland	D	-2.93	0.20					
2016-09-01	IT	Gartner	C	-1.85	0.10	STX	Seagate Technology	A	2.30	0.10
2016-09-01	ABF	Associated British Foods	D	-2.86	0.30	NI	Nisource	A	3.00	0.30
2016-09-01	CVS	Cvs Health	D	-2.85	0.20	WYNN	Wynn Resorts	A	2.30	0.20
2016-09-01	DIS	Walt Disney	D	-2.84	1.20	DNB	Dun & Bradstreet	A	2.26	1.20
2016-09-01	GEN	Genmab	C	-1.86	0.10	EXR	Extra Space Storage	A	2.76	0.10
2016-09-01	CRM	Salesforce.com	C	-1.85	2.00	MU	Micron Technology	A	2.29	2.00
2016-09-01	LUV	Southwest Airlines	D	-2.88	0.40	HOT	Strw Htl Res Wrlwd	A	2.24	0.40
2016-09-01	HSIC	Henry Schein	C	-1.85	0.60	STJ	St Jude Medical Inc	A	2.26	0.60
2016-09-01	PPG	Ppg Industries Teva	C	-1.85	0.70	FCX	Freeport-mcmoran	A	2.46	0.70
2016-09-01	TEVA	Pharmaceutical Industries Adr	D	-2.87	0.40	MNK	Mallinckrodt	A	2.24	0.40

Date	Ticker	Name	R	SM	W (%)	Ticker	Name	R	SM	W (%)
2016-09-01	NKE	Nike	D	-2.85	1.70	RAI	Reynolds American	A	2.41	1.70
2016-09-01	GILD	Gilead Sciences	D	-2.87	0.70	DGX	Quest Diagnostics	A	2.23	0.70
2016-09-01	NFLX	Netflix	D	-2.88	0.80	URBN	Urban Outfitters	A	2.23	0.80
2016-09-01	SBUX	Starbucks	D	-2.85	1.80	KMX	Carmax	A	2.23	1.80
2016-09-01	IPGP	Ipg Photonics	D	-2.86	0.10	URI	United Rentals	A	2.31	0.10
2016-09-01	KIRK	Kirkland's	D	-2.93	0.00					
2016-09-01	LBTYA	Liberty Global	D	-2.89	0.00	YUM	Yum Brands	A	2.23	0.00
2016-09-01	RYAAY	Ryanair Adr	D	-2.86	0.40	NWSA	News	A	2.22	0.40
2016-09-01	XON	Intrexon	D	-2.94	0.10					
2016-09-01	WBMD	Webmd Health	C	-1.87	0.00	BBY	Best Buy	A	2.22	0.00
2016-09-01	CMG	Chipotle Mexican Grill	D	-2.91	0.30					
2016-09-01	AGIO	Agios Pharmaceuticals	D	-2.91	0.00					
2016-09-01	AL	Air Lease	D	-2.85	0.00	WRK	Westrock	A	2.30	0.00
2016-09-01	PN-DORA	Pandora	C	-1.86	0.00	CHK	Chesapeake Energy	A	2.66	0.00
2016-09-01	TRIP	Tripadvisor	D	-2.86	0.10	SNI	Scripps Networks Interactive	A	2.22	0.10
2016-09-01	OVAS	Ovascience	D	-2.98	0.00					
2016-09-01	BIRG	Bank Of Ireland	D	-2.91	0.30					
2016-10-03	IT	Gartner	C	-1.86	0.00	STX	Seagate Technology	A	2.34	0.00
2016-10-03	ABF	Associated British Foods	D	-2.88	0.20	NI	Nisource	A	3.00	0.20
2016-10-03	CVS	Cvs Health	D	-2.86	0.10	WYNN	Wynn Resorts	A	2.32	0.10
2016-10-03	DIS	Walt Disney	D	-2.85	1.10	DNB	Dun & Bradstreet	A	2.26	1.10
2016-10-03	GEN	Genmab	C	-1.85	0.10	CHK	Chesapeake Energy	A	2.67	0.10
2016-10-03	CRM	Salesforce.com	C	-1.86	1.90	MU	Micron Technology	A	2.31	1.90
2016-10-03	LUV	Southwest Airlines	D	-2.87	0.50	YUM	Yum Brands	A	2.23	0.50
2016-10-03	HSIC	Henry Schein	C	-1.85	0.60	STJ	St Jude Medical Inc	A	2.27	0.60
2016-10-03	PPG	Ppg Industries	C	-1.85	0.70	FCX	Freeport-mcmoran	A	2.48	0.70
2016-10-03	WFC	Wells Fargo	D	-2.86	2.10	EXR	Extra Space Storage	A	2.73	2.10
2016-10-03	TEVA	Teva Pharmaceutical Industries Adr	D	-2.89	0.30	COO	Cooper Companies	A	2.24	0.30
2016-10-03	NKE	Nike	D	-2.87	1.40	RAI	Reynolds American	A	2.39	1.40
2016-10-03	GILD	Gilead Sciences	D	-2.87	0.70	DGX	Quest Diagnostics	A	2.23	0.70
2016-10-03	SBUX	Starbucks	D	-2.86	1.70	NWSA	News	A	2.23	1.70
2016-10-03	IPGP	Ipg Photonics	D	-2.87	0.10	URI	United Rentals	A	2.30	0.10
2016-10-03	BMJ	Bristol-myers Squibb	D	-2.88	0.70	ILMN	Illumina	A	2.23	0.70
2016-10-03	WTW	Weight Watchers International	D	-2.89	0.00	NWS	News	A	2.23	0.00
2016-10-03	KIRK	Kirkland's	D	-2.93	0.00					
2016-10-03	THS	Treehouse Foods	C	-1.86	0.10	TSN	Tyson Foods	A	2.33	0.10
2016-10-03	TSLA	Tesla	D	-2.85	1.20	NWL	Newell Brands	A	2.31	1.20
2016-10-03	DGC	Detour Gold	C	-1.87	0.00	WMB	Williams Companies	A	2.46	0.00
2016-10-03	WBMD	Webmd Health	C	-1.88	0.00	URBN	Urban Outfitters	A	2.23	0.00
2016-10-03	CMG	Chipotle Mexican Grill	D	-2.90	0.30					
2016-10-03	AL	Air Lease	D	-2.85	0.00	WRK	Westrock	A	2.30	0.00
2016-10-03	PN-DORA	Pandora	C	-1.87	0.00	OKE	Oneok	A	2.45	0.00
2016-10-03	TRIP	Tripadvisor	D	-2.85	0.10	SNI	Scripps Networks Interactive	A	2.22	0.10
2016-10-03	OVAS	Ovascience	D	-2.98	0.00					
2016-10-03	BIRG	Bank Of Ireland	D	-2.92	0.20					
2016-11-01	NG	Novagold Resources	C	-1.88	0.00	CHK	Chesapeake Energy	A	2.56	0.00
2016-11-01	ABF	Associated British Foods	D	-2.89	0.10	OKE	Oneok	A	2.43	0.10
2016-11-01	CELG	Celgene	D	-2.85	0.00	STJ	St Jude Medical Inc	A	2.26	0.00
2016-11-01	CVS	Cvs Health	D	-2.87	0.10	WYNN	Wynn Resorts	A	2.32	0.10

Date	Ticker	Name	R	SM	W (%)	Ticker	Name	R	SM	W (%)
2016-11-01	DIS	Walt Disney	D	-2.85	1.20	UAL	United Continental	A	2.25	1.20
2016-11-01	FISV	Fiserv	C	-1.85	0.40	WRK	Westrock	A	2.28	0.40
2016-11-01	GEN	Genmab	C	-1.86	0.10	WMB	Williams Companies	A	2.43	0.10
2016-11-01	CRM	Salesforce.com	D	-2.85	2.10	HPE	Hewlett Packard Enterprise	A	2.31	2.10
2016-11-01	LUV	Southwest Airlines	D	-2.84	0.50	TWX	Time Warner	A	2.24	0.50
2016-11-01	HSIC	Henry Schein	C	-1.87	0.50	COO	Cooper Companies	A	2.24	0.50
2016-11-01		Minnesota Mng.& Mfg	C	-1.85	0.80	URI	United Rentals	A	2.28	0.80
2016-11-01	PPG	Ppg Industries	D	-2.87	0.40	FCX	Freeport-mcmoran	A	2.50	0.40
2016-11-01	WFC	Wells Fargo	D	-2.85	2.20	CMA	Comerica	A	2.28	2.20
2016-11-01	TEVA	Pharmaceutical Industries Adr	D	-2.89	0.30	DGX	Quest Diagnostics	A	2.22	0.30
2016-11-01	NKE	Nike	D	-2.88	1.30	RAI	Reynolds American	A	2.45	1.30
2016-11-01	REGN	Regeneron Pharmaceuticals	D	-2.86	0.30	MRK	Merck & Co	A	2.20	0.30
2016-11-01	AZO	Autozone	D	-2.85	0.20	DNB	Dun & Bradstreet	A	2.23	0.20
2016-11-01	IPG	Interpublic Group Of Companies	D	-2.85	0.10	EXPE	Expedia	A	2.23	0.10
2016-11-01	GILD	Gilead Sciences	D	-2.88	0.60	LH	Laboratory Corp Of America	A	2.20	0.60
2016-11-01	SBUX	Starbucks	D	-2.86	1.60	YUM	Yum Brands	A	2.22	1.60
2016-11-01	GOLD	Randgold Resources Adr	C	-1.88	0.10	NEM	Newmont Mining	A	2.41	0.10
2016-11-01	IPGP	Ipg Photonics	D	-2.85	0.10	PWR	Quanta Services	A	2.27	0.10
2016-11-01	BMJ	Bristol-myers Squibb	D	-2.89	0.60	ZTS	Zoetis	A	2.20	0.60
2016-11-01	WTW	Weight Watchers International	D	-2.89	0.00	SNI	Scripps Networks Interactive	A	2.22	0.00
2016-11-01	COST	Costco Wholesale	D	-2.86	0.40	BBY	Best Buy	A	2.22	0.40
2016-11-01	ALXN	Alexion Pharmaceuticals	D	-2.86	0.00	VAR	Varian Medical Systems	A	2.19	0.00
2016-11-01	THS	Treehouse Foods	C	-1.86	0.10	TSN	Tyson Foods	A	2.32	0.10
2016-11-01	RYAAY	Ryanair Adr	D	-2.84	0.40	CBS	Cbs	A	2.22	0.40
2016-11-01	TSLA	Tesla	D	-2.86	1.10	NWL	Newell Brands	A	2.28	1.10
2016-11-01	DLG	Direct Line Insurance	D	-2.85	0.10	DVN	Devon Energy	A	2.34	0.10
2016-11-01	DGC	Detour Gold	C	-1.88	0.00	ALB	Albemarle	A	2.33	0.00
2016-11-01	CMG	Chipotle Mexican Grill	D	-2.92	0.20					
2016-11-01	TRIP	Tripadvisor	D	-2.85	0.10	FL	Foot Locker	A	2.21	0.10
2016-11-01	OAK	Oaktree Capital Group Llc	D	-2.86	0.10	ZION	Zions Bancorp	A	2.27	0.10
2016-11-01	OVAS	Ovascience	D	-2.98	0.00					
2016-11-01	MDLZ	Mondelez International	C	-1.84	0.20	PVH	Pvh	A	2.27	0.20
2016-11-01	BIRG	Bank Of Ireland	D	-2.92	0.30					
2016-12-01	NG	Novagold Resources	C	-1.89	0.00	CHK	Chesapeake Energy	A	2.74	0.00
2016-12-01	ABF	Associated British Foods	D	-2.88	0.10	OKE	Oneok	A	2.48	0.10
2016-12-01	ORLY	O'reilly Automotive	C	-1.84	0.70	WYNN	Wynn Resorts	A	2.32	0.70
2016-12-01	DIS	Walt Disney	D	-2.84	1.20	UAL	United Continental	A	2.30	1.20
2016-12-01	AYI	Acuity Brands	C	-1.84	0.30	URI	United Rentals	A	2.40	0.30
2016-12-01	FISV	Fiserv	C	-1.84	0.40	PWR	Quanta Services	A	2.33	0.40
2016-12-01	KO	Coca-cola	D	-2.86	0.20	RAI	Reynolds American	A	2.45	0.20
2016-12-01	CRM	Salesforce.com	D	-2.86	1.90	STX	Seagate Technology	A	2.34	1.90
2016-12-01	HSIC	Henry Schein	C	-1.86	0.60	STJ	St Jude Medical Inc	A	2.27	0.60
2016-12-01		Minnesota Mng.& Mfg	C	-1.84	0.80	WRK	Westrock	A	2.32	0.80
2016-12-01	PPG	Ppg Industries	D	-2.86	0.40	FCX	Freeport-mcmoran	A	2.67	0.40
2016-12-01	WTB1	Whitbread	D	-2.86	0.00	WMB	Williams Companies	A	2.45	0.00
2016-12-01	TMO	Thermo Fisher Scientific	C	-1.85	0.20	DGX	Quest Diagnostics	A	2.24	0.20

Date	Ticker	Name	R	SM	W (%)	Ticker	Name	R	SM	W (%)
2016-12-01	UAA	Under Armour	D	-2.88	0.00	PVH	Pvh	A	2.27	0.00
2016-12-01	TEVA	Teva Pharmaceutical Industries Adr	D	-2.91	0.20					
2016-12-01	NKE	Nike	D	-2.87	1.20	HAS	Hasbro	A	2.26	1.20
2016-12-01	REGN	Regeneron Pharmaceuticals	D	-2.85	0.30	COO	Cooper Companies	A	2.22	0.30
2016-12-01	GILD	Gilead Sciences	D	-2.88	0.60	MRK	Merck & Co	A	2.21	0.60
2016-12-01	NPN	Naspers	C	-1.87	0.10	DVN	Devon Energy	A	2.43	0.10
2016-12-01	GPN	Global Payments	C	-1.86	0.10	CMI	Cummins	A	2.28	0.10
2016-12-01	BMJ	Bristol-myers Squibb	D	-2.88	0.70	ZTS	Zoetis	A	2.21	0.70
2016-12-01	WTW	Weight Watchers International	D	-2.89	0.00	AAL	American Airlines	A	2.30	0.00
2016-12-01	COST	Costco Wholesale	D	-2.85	0.40	KSS	Kohl's	A	2.27	0.40
2016-12-01	EL	Estee Lauder Companies	D	-2.87	0.90	LUK	Leucadia National	A	2.26	0.90
2016-12-01	THS	Treehouse Foods	C	-1.89	0.00	MAT	Mattel	A	2.26	0.00
2016-12-01	TSLA	Tesla	D	-2.87	1.00	TSN	Tyson Foods	A	2.25	1.00
2016-12-01	HDB	Hdfc Bank Adr	C	-1.86	0.50	LNC	Lincoln National	A	2.36	0.50
2016-12-01	DLG	Direct Line Insurance	D	-2.85	0.10	NEM	Newmont Mining	A	2.35	0.10
2016-12-01	CMG	Chipotle Mexican Grill	D	-2.91	0.20					
2016-12-01	FNV	Franco-nevada	C	-1.88	0.30	ALB	Albemarle	A	2.34	0.30
2016-12-01	TRIP	Tripadvisor	D	-2.89	0.00	TWX	Time Warner	A	2.26	0.00
2016-12-01	OAK	Oaktree Capital Group Llc	D	-2.86	0.10	CMA	Comerica	A	2.35	0.10
2016-12-01	TRU	Transunion	C	-1.86	0.10	CSX	Csx	A	2.28	0.10
2016-12-01	KHC	The Kraft Heinz	C	-1.85	0.20	ADM	Archer Daniels Midland	A	2.24	0.20
2016-12-01	NK	Nantkwest	D	-2.89	0.00	LH	Laboratory Corp Of America	A	2.20	0.00
2017-01-02	AMGN	Amgen	D	-2.86	0.20	STJ	St Jude Medical Inc	A	2.27	0.20
2017-01-02	NG	Novagold Resources	D	-2.89	0.00	CHK	Chesapeake Energy	A	2.74	0.00
2017-01-02	BDX	Becton Dickinson	C	-1.85	0.20	DGX	Quest Diagnostics	A	2.25	0.20
2017-01-02	ABF	Associated British Foods	D	-2.87	0.20	OKE	Oneok	A	2.51	0.20
2017-01-02	CERN	Cerner	D	-2.88	0.00	MU	Micron Technology	A	2.38	0.00
2017-01-02	EFX	Equifax	C	-1.86	0.40	CMA	Comerica	A	2.37	0.40
2017-01-02	AYI	Acuity Brands	C	-1.85	0.20	URI	United Rentals	A	2.41	0.20
2017-01-02	MKTX	Marketaxess	C	-1.86	0.00	ZION	Zions Bancorp	A	2.36	0.00
2017-01-02	JNJ	Johnson & Johnson	C	-1.85	0.20	COO	Cooper Companies	A	2.24	0.20
2017-01-02	KO	Coca-cola	D	-2.85	0.20	RAI	Reynolds American	A	2.47	0.20
2017-01-02	CRM	Salesforce.com	D	-2.86	1.90	STX	Seagate Technology	A	2.34	1.90
2017-01-02	HSIC	Henry Schein	D	-2.86	0.50	ZTS	Zoetis	A	2.22	0.50
2017-01-02	MDT	Medtronic	C	-1.87	0.20	LH	Laboratory Corp Of America	A	2.21	0.20
2017-01-02	MHFI	McGraw Hill Fin Minnesota Mng.& Mfg	C	-1.86	0.30	LNC	Lincoln National	A	2.36	0.30
2017-01-02	PPG	Ppg Industries	D	-2.86	0.30	PWR	Quanta Services	A	2.34	0.80
2017-01-02	TMO	Thermo Fisher Scientific	C	-1.85	0.10	FCX	Freeport-mcmoran	A	2.59	0.30
2017-01-02	UAA	Under Armour	D	-2.89	0.00	ANTM	Anthem	A	2.20	0.10
2017-01-02	FFH	Fairfax Financial	D	-2.86	0.10	TSN	Tyson Foods	A	2.27	0.00
2017-01-02	TEVA	Teva Pharmaceutical Industries Adr	D	-2.91	0.20	WMB	Williams Companies	A	2.47	0.10
2017-01-02	NKE	Nike	D	-2.87	1.10	LUK	Leucadia National	A	2.27	1.10
2017-01-02	REGN	Regeneron Pharmaceuticals	D	-2.85	0.30	HOLX	Hologic	A	2.20	0.30
2017-01-02	GILD	Gilead Sciences	D	-2.88	0.50	MRK	Merck & Co	A	2.20	0.50
2017-01-02	NPN	Naspers	C	-1.87	0.10	DVN	Devon Energy	A	2.41	0.10
2017-01-02	RMV	Rightmove	D	-2.85	0.00	NEM	Newmont Mining	A	2.37	0.00
2017-01-02	BMJ	Bristol-myers Squibb	D	-2.87	0.70	HCA	Hca	A	2.20	0.70
2017-01-02	WTW	Weight Watchers International	D	-2.88	0.00	UAL	United Continental	A	2.32	0.00

Date	Ticker	Name	R	SM	W (%)	Ticker	Name	R	SM	W (%)
2017-01-02	EL	Estee Lauder Companies	D	-2.87	0.80	ADM	Archer Daniels Midland	A	2.25	0.80
2017-01-02	1211	Byd	C	-1.88	0.00	ALB	Albemarle	A	2.34	0.00
2017-01-02	LBTYA	Liberty Global	D	-2.85	0.00	AAL	American Airlines	A	2.31	0.00
2017-01-02	TSLA	Tesla	D	-2.85	1.20	TAP	Molson Coors Brewing	A	2.25	1.20
2017-01-02	HDB	Hdfc Bank Adr	C	-1.86	0.40	NAVI	Navient	A	2.33	0.40
2017-01-02	ADM	Admiral	C	-1.87	0.10	HAL	Halliburton	A	2.32	0.10
2017-01-02	CMG	Chipotle Mexican Grill	D	-2.92	0.20					
2017-01-02	FNV	Franco-nevada	C	-1.87	0.30	SE	Spectra Energy	A	2.31	0.30
2017-01-02	WDAY	Workday	C	-1.88	0.40	HPE	Hewlett Packard Enterprise	A	2.32	0.40
2017-01-02	NVRO	Nevro	C	-1.88	0.10	VAR	Varian Medical Systems	A	2.20	0.10
2017-01-02	TRIP	Tripadvisor	D	-2.89	0.00	TWX	Time Warner	A	2.27	0.00
2017-01-02	OAK	Oaktree Capital Group Llc	D	-2.87	0.10	RF	Regions Financial	A	2.32	0.10
2017-01-02	GIMO	Gigamon	C	-1.87	0.00	AKAM	Akamai Technologies	A	2.28	0.00
2017-01-02	TRU	Transunion	C	-1.85	0.10	CMI	Cummins	A	2.27	0.10
2017-01-02	KHC	The Kraft Heinz	C	-1.84	0.30	HAS	Hasbro	A	2.24	0.30
2017-01-02	NK	Nantkwest	D	-2.90	0.00	CI	Cigna	A	2.19	0.00
2017-02-01	AMGN	Amgen	D	-2.85	0.20	IDXX	Idexx Laboratories	A	2.30	0.20
2017-02-01	NG	Novagold Resources	D	-2.88	0.00	CHK	Chesapeake Energy	A	2.67	0.00
2017-02-01	BDX	Becton Dickinson	C	-1.84	0.20	COO	Cooper Companies	A	2.26	0.20
2017-02-01	ABF	Associated British Foods	D	-2.89	0.10	OKE	Oneok	A	2.48	0.10
2017-02-01	CERN	Cerner	D	-2.87	0.00	MU	Micron Technology	A	2.43	0.00
2017-02-01	CL	Colgate-palmolive	D	-2.86	1.40	RAI	Reynolds American	A	2.50	1.40
2017-02-01	EFX	Equifax	C	-1.86	0.40	LNC	Lincoln National	A	2.37	0.40
2017-02-01	AYI	Acuity Brands	C	-1.87	0.10	URI	United Rentals	A	2.50	0.10
2017-02-01	GSK	Glaxosmithkline Adr	D	-2.86	0.00	DGX	Quest Diagnostics	A	2.25	0.00
2017-02-01	JNJ	Johnson & Johnson	C	-1.85	0.10	ZTS	Zoetis	A	2.23	0.10
2017-02-01	KO	Coca-cola	D	-2.85	0.20	STZ	Constellation Brands	A	2.30	0.20
2017-02-01	HSIC	Henry Schein	D	-2.85	0.50	ANTM	Anthem	A	2.23	0.50
2017-02-01	MDT	Medtronic	D	-2.86	0.10	LH	Laboratory Corp Of America	A	2.22	0.10
2017-02-01	MHFI	McGraw Hill Fin	C	-1.84	0.20	CMA	Comerica	A	2.37	0.20
2017-02-01	PPG	Ppg Industries	D	-2.86	0.20	FCX	Freeport-mcmoran	A	2.75	0.20
2017-02-01	TMO	Thermo Fisher Scientific	C	-1.84	0.10	HCA	Hca	A	2.22	0.10
2017-02-01	FFH	Fairfax Financial	D	-2.87	0.10	WMB	Williams Companies	A	2.42	0.10
2017-02-01	TEVA	Teva Pharmaceutical Industries Adr	D	-2.91	0.10					
2017-02-01	BIIB	Biogen	C	-1.86	0.10	AET	Aetna	A	2.21	0.10
2017-02-01	RAA	Rational	D	-2.85	0.00	DVN	Devon Energy	A	2.41	0.00
2017-02-01	NKE	Nike	D	-2.87	1.00	LUK	Leucadia National	A	2.28	1.00
2017-02-01	REGN	Regeneron Pharmaceuticals	D	-2.86	0.20	MRK	Merck & Co	A	2.21	0.20
2017-02-01	PEY	Peyto Exploration & Development	C	-1.88	0.00	NEM	Newmont Mining	A	2.38	0.00
2017-02-01	GILD	Gilead Sciences	D	-2.88	0.40	CI	Cigna	A	2.21	0.40
2017-02-01	NPN	Naspers	C	-1.86	0.10	ALB	Albemarle	A	2.37	0.10
2017-02-01	BMY	Bristol-myers Squibb	D	-2.89	0.40	HOLX	Hologic	A	2.21	0.40
2017-02-01	WTW	Weight Watchers International	D	-2.87	0.00	UAL	United Continental	A	2.32	0.00
2017-02-01	EL	Estee Lauder Companies	D	-2.86	0.80	HAS	Hasbro	A	2.26	0.80
2017-02-01	1211	Byd	C	-1.87	0.00	HAL	Halliburton	A	2.33	0.00
2017-02-01	HDB	Hdfc Bank Adr	C	-1.84	0.40	ZION	Zions Bancorp	A	2.36	0.40
2017-02-01	ADM	Admiral	D	-2.87	0.10	RF	Regions Financial	A	2.32	0.10
2017-02-01	XON	Intrexon	D	-2.89	0.10	VAR	Varian Medical Systems	A	2.20	0.10
2017-02-01	DXCM	Dexcom	C	-1.86	0.20	CELG	Celgene	A	2.19	0.20
2017-02-01	CMG	Chipotle Mexican Grill	D	-2.91	0.20					

Date	Ticker	Name	R	SM	W (%)	Ticker	Name	R	SM	W (%)
2017-02-01	FNV	Franco-nevada	C	-1.86	0.30	AVY	Avery Dennison	A	2.32	0.30
2017-02-01	WDAY	Workday	C	-1.85	0.50	STX	Seagate Technology	A	2.40	0.50
2017-02-01	NVRO	Nevro	C	-1.86	0.10	VRTX	Vertex Pharmaceuticals	B	1.20	0.10
2017-02-01	ARMK	Aramark	C	-1.86	0.10	ALK	Alaska Air	A	2.28	0.10
2017-02-01	TRIP	Tripadvisor	D	-2.88	0.00	TWX	Time Warner	A	2.27	0.00
2017-02-01	DERM	Dermira	C	-1.86	0.00	ABT	Abbott Laboratories	B	1.19	0.00
2017-02-01	TRU	Transunion	C	-1.85	0.10	PWR	Quanta Services	A	2.34	0.10
2017-02-01	KHC	The Kraft Heinz	C	-1.84	0.30	CPB	Campbell Soup	A	2.25	0.30
2017-02-01	NK	Nantkwest	D	-2.91	0.00					
2017-02-01	PFGC	Performance Food	D	-2.87	0.10	SNI	Scripps Networks Interactive	A	2.26	0.10
2017-03-01	CLR	Continental Resources	C	-1.87	0.20	WMB	Williams Companies	A	2.43	0.20
2017-03-01	AYI	Acuity Brands	D	-2.87	0.10	URI	United Rentals	A	2.51	0.10
2017-03-01	KO	Coca-cola	D	-2.85	0.10	RAI	Reynolds American	A	2.52	0.10
2017-03-01	EW	Edwards Lifesciences	D	-2.87	0.10	IDXX	Idexx Laboratories	A	2.36	0.10
2017-03-01	FFH	Fairfax Financial	D	-2.87	0.10	FCX	Freeport-mcmoran	A	2.62	0.10
2017-03-01	BIIB	Biogen	C	-1.84	0.00	INCY	Incyte	A	2.35	0.00
2017-03-01	RAA	Rational	D	-2.85	0.00	OKE	Oneok	A	2.49	0.00
2017-03-01	NKE	Nike	D	-2.86	1.00	STZ	Constellation Brands	A	2.32	1.00
2017-03-01	REGN	Regeneron Pharmaceuticals	D	-2.85	0.20	COO	Cooper Companies	A	2.28	0.20
2017-03-01	PEY	Peyto Exploration & Development	C	-1.88	0.00	STX	Seagate Technology	A	2.44	0.00
2017-03-01	GILD	Gilead Sciences	D	-2.89	0.30	DGX	Quest Diagnostics	A	2.27	0.30
2017-03-01	NPN	Naspers	C	-1.86	0.10	MU	Micron Technology	A	2.43	0.10
2017-03-01	XEC	Cimarex Energy	C	-1.85	0.00	DVN	Devon Energy	A	2.40	0.00
2017-03-01	EL	Estee Lauder Companies	D	-2.86	0.70	LUK	Leucadia National	A	2.31	0.70
2017-03-01	1211	Byd	C	-1.86	0.00	ALB	Albemarle	A	2.41	0.00
2017-03-01	ADM	Admiral	D	-2.87	0.10	CMA	Comerica	A	2.40	0.10
2017-03-01	XON	Intrexon	D	-2.88	0.10	ANTM	Anthem	A	2.24	0.10
2017-03-01	FNV	Franco-nevada	C	-1.86	0.30	LNC	Lincoln National	A	2.39	0.30
2017-03-01	XYL	Xylem	C	-1.85	0.00	PWR	Quanta Services	A	2.37	0.00
2017-03-01	ARMK	Aramark	C	-1.84	0.10	UAL	United Continental	A	2.33	0.10
2017-03-01	PFGC	Performance Food	D	-2.86	0.10	AAL	American Airlines	A	2.31	0.10
2017-04-03	APC	Anadarko Petroleum	C	-1.86	0.10	WMB	Williams Companies	A	2.45	0.10
2017-04-03	APD	Air Products & Chemicals	C	-1.85	0.20	FCX	Freeport-mcmoran	A	2.59	0.20
2017-04-03	CLR	Continental Resources	C	-1.87	0.20	KMI	Kinder Morgan	A	2.30	0.20
2017-04-03	AYI	Acuity Brands	D	-2.87	0.00	URI	United Rentals	A	2.48	0.00
2017-04-03	EW	Edwards Lifesciences	D	-2.87	0.00	IDXX	Idexx Laboratories	A	2.38	0.00
2017-04-03	SLB	Schlumberger	C	-1.85	0.00	HAL	Halliburton	A	2.29	0.00
2017-04-03	SYU	Sysco	C	-1.85	0.10	UAL	United Continental	A	2.32	0.10
2017-04-03	UAA	Under Armour	D	-2.92	0.00					
2017-04-03	FFH	Fairfax Financial	D	-2.87	0.10	AMD	Advanced Micro Devices	A	3.00	0.10
2017-04-03	TEVA	Teva Pharmaceutical Industries Adr	D	-2.92	0.00					
2017-04-03	REGN	Regeneron Pharmaceuticals	D	-2.85	0.20	COO	Cooper Companies	A	2.27	0.20
2017-04-03	GILD	Gilead Sciences	D	-2.89	0.20	DGX	Quest Diagnostics	A	2.27	0.20
2017-04-03	SBUX	Starbucks	C	-1.84	1.00	AAL	American Airlines	A	2.28	1.00
2017-04-03	BMY	Bristol-myers Squibb	D	-2.85	0.30	VRTX	Vertex Pharmaceuticals	A	2.25	0.30
2017-04-03	EL	Estee Lauder Companies	D	-2.86	0.70	RAI	Reynolds American	A	2.52	0.70
2017-04-03	CVE	Cenovus Energy	D	-2.88	0.10	MU	Micron Technology	A	2.50	0.10
2017-04-03	1211	Byd	C	-1.87	0.00	OKE	Oneok	A	2.49	0.00
2017-04-03	NBIX	Neurocrine Biosciences	D	-2.87	0.10	ANTM	Anthem	A	2.24	0.10
2017-04-03	OPK	Opko Health	D	-2.89	0.00	LH	Laboratory Corp Of America	A	2.23	0.00

Date	Ticker	Name	R	SM	W (%)	Ticker	Name	R	SM	W (%)
2017-04-03	ADM	Admiral	D	-2.85	0.10	ALB	Albemarle	A	2.42	0.10
2017-04-03	XON	Intrexon	D	-2.89	0.00	AET	Aetna	A	2.23	0.00
2017-04-03	FPRX	Five Prime Therapeutics	C	-1.90	0.00	VAR	Varian Medical Systems	A	2.23	0.00
2017-04-03	XYL	Xylem	C	-1.85	0.00	PWR	Quanta Services	A	2.35	0.00
2017-04-03	HLT	Hilton Worldwide	C	-1.85	0.10	BBY	Best Buy	A	2.28	0.10
2017-04-03	MNST	Monster Beverage	D	-2.86	0.00	STZ	Constellation Brands	A	2.33	0.00
2017-05-01	APC	Anadarko Petroleum	C	-1.87	0.10	WMB	Williams Companies	A	2.46	0.10
2017-05-01	APD	Air Products & Chemicals	C	-1.84	0.10	FCX	Freeport-mcmoran	A	2.56	0.10
2017-05-01	NG	Novagold Resources	D	-2.89	0.00	AMD	Advanced Micro Devices	A	3.00	0.00
2017-05-01	ORLY	O'reilly Automotive	D	-2.86	0.20	UAL	United Continental	A	2.31	0.20
2017-05-01	CLR	Continental Resources	C	-1.88	0.20	HAL	Halliburton	A	2.27	0.20
2017-05-01	SLB	Schlumberger	C	-1.86	0.00	BHI	Baker Hughes	A	2.26	0.00
2017-05-01	SNA	Snap-on	C	-1.85	0.00	RAI	Reynolds American	A	2.54	0.00
2017-05-01	SYY	Sysco	C	-1.84	0.10	BBY	Best Buy	A	2.29	0.10
2017-05-01	UAA	Under Armour	D	-2.92	0.00					
2017-05-01	FFH	Fairfax Financial Teva	D	-2.87	0.10	MU	Micron Technology	A	2.49	0.10
2017-05-01	TEVA	Pharmaceutical Industries Adr	D	-2.92	0.00					
2017-05-01	REGN	Regeneron Pharmaceuticals	D	-2.84	0.10	IDXX	Idexx Laboratories	A	2.41	0.10
2017-05-01	GILD	Gilead Sciences	D	-2.89	0.20	INCY	Incyte	A	2.33	0.20
2017-05-01	BMJ	Bristol-myers Squibb	D	-2.84	0.30	DGX	Quest Diagnostics	A	2.29	0.30
2017-05-01	1211	Byd	C	-1.86	0.00	OKE	Oneok	A	2.47	0.00
2017-05-01	NBIX	Neurocrine Biosciences	D	-2.83	0.20	COO	Cooper Companies	A	2.28	0.20
2017-05-01	OPK	Opko Health	D	-2.89	0.00	ILMN	Illumina	A	2.25	0.00
2017-05-01	GM	General Motors	C	-1.85	0.10	STZ	Constellation Brands	A	2.35	0.10
2017-05-01	XON	Intrexon	D	-2.88	0.10	AET	Aetna	A	2.24	0.10
2017-05-01	DXCM	Dexcom	C	-1.84	0.20	ZTS	Zoetis	A	2.24	0.20
2017-05-01	TSRO	Tesaro	C	-1.87	0.10	HOLX	Hologic	A	2.23	0.10
2017-05-01	FPRX	Five Prime Therapeutics	D	-2.91	0.00					
2017-05-01	HLT	Hilton Worldwide	C	-1.85	0.10	AAL	American Airlines	A	2.28	0.10
2017-05-01	MNST	Monster Beverage	D	-2.86	0.00	LUK	Leucadia National	A	2.30	0.00
2017-06-01	ECA	Encana	C	-1.88	0.00	MU	Micron Technology	A	2.54	0.00
2017-06-01	NG	Novagold Resources	D	-2.89	0.00	FCX	Freeport-mcmoran	A	2.51	0.00
2017-06-01	CELG	Celgene	C	-1.85	0.10	IDXX	Idexx Laboratories	A	2.42	0.10
2017-06-01	ORLY	O'reilly Automotive	D	-2.86	0.00	UAL	United Continental	A	2.36	0.00
2017-06-01	CLR	Continental Resources	D	-2.89	0.10	WMB	Williams Companies	A	2.43	0.10
2017-06-01	PCAR	Paccar	C	-1.85	0.10	URI	United Rentals	A	2.42	0.10
2017-06-01	SLB	Schlumberger	D	-2.87	0.00	MPC	Marathon Petroleum	A	2.25	0.00
2017-06-01	WFC	Wells Fargo	C	-1.85	2.10	CMA	Comerica	A	2.37	2.10
2017-06-01	UAA	Under Armour	D	-2.92	0.00					
2017-06-01	PXD	Pioneer Natural Resources	C	-1.86	0.20	BHI	Baker Hughes	A	2.24	0.20
2017-06-01	FFH	Fairfax Financial	D	-2.87	0.10	ALB	Albemarle	A	2.45	0.10
2017-06-01	EOG	Eog Resources	C	-1.86	0.60	CVX	Chevron	A	2.22	0.60
2017-06-01	TEVA	Pharmaceutical Industries Adr	D	-2.93	0.00					
2017-06-01	NKE	Nike	C	-1.85	0.50	RAI	Reynolds American	A	2.56	0.50
2017-06-01	LJPC	La Jolla Pharmaceutical	C	-1.87	0.00	INCY	Incyte	A	2.34	0.00
2017-06-01	GILD	Gilead Sciences	D	-2.89	0.10	COO	Cooper Companies	A	2.30	0.10
2017-06-01	BIR	Birchcliff Energy	D	-2.89	0.10	OKE	Oneok	A	2.44	0.10
2017-06-01	1211	Byd	C	-1.86	0.00	FMC	Fmc	A	2.39	0.00
2017-06-01	OPK	Opko Health	D	-2.91	0.00					
2017-06-01	GM	General Motors	C	-1.85	0.10	STZ	Constellation Brands	A	2.38	0.10

Date	Ticker	Name	R	SM	W (%)	Ticker	Name	R	SM	W (%)
2017-06-01	XON	Intrexon	D	-2.88	0.10	DGX	Quest Diagnostics	A	2.30	0.10
2017-06-01	DXCM	Dexcom	C	-1.87	0.20	ZTS	Zoetis	A	2.26	0.20
2017-06-01	TSRO	Tesaro	C	-1.87	0.10	VAR	Varian Medical Systems	A	2.25	0.10
2017-06-01	NVRO	Nevro	C	-1.88	0.00	ILMN	Illumina	A	2.24	0.00
2017-06-01	FANG	Diamondback Energy	C	-1.86	0.30	COG	Cabot Oil & Gas	A	2.17	0.30
2017-06-01	IVN	Ivanhoe Mines	C	-1.88	0.10	STX	Seagate Technology	A	2.38	0.10
2017-06-01	CDK	Cdk Global	C	-1.85	0.10	AMD	Advanced Micro Devices	A	3.00	0.10
2017-07-03	ECA	Encana	C	-1.89	0.00	FCX	Freeport-mcmoran	A	2.54	0.00
2017-07-03	NG	Novagold Resources	D	-2.88	0.00	OKE	Oneok	A	2.46	0.00
2017-07-03	5332	Toto	C	-1.85	0.10	ALB	Albemarle	A	2.42	0.10
2017-07-03	CLR	Continental Resources	D	-2.91	0.10					
2017-07-03	GE	General Electric	D	-2.86	0.00	URI	United Rentals	A	2.44	0.00
2017-07-03	PCAR	Paccar	C	-1.84	0.10	ALLE	Allegion	A	2.33	0.10
2017-07-03	OMC	Omnicom	D	-2.84	0.10	BBY	Best Buy	A	2.34	0.10
2017-07-03	SLB	Schlumberger	D	-2.87	0.00	WMB	Williams Companies	A	2.46	0.00
2017-07-03	WFC	Wells Fargo	C	-1.84	2.20	CMA	Comerica	A	2.40	2.20
2017-07-03	PXD	Pioneer Natural Resources	C	-1.86	0.10	CXO	Concho Resources	A	2.29	0.10
2017-07-03	FFH	Fairfax Financial	D	-2.88	0.10	STZ	Constellation Brands	A	2.39	0.10
2017-07-03	EOG	Eog Resources	C	-1.86	0.50	MPC	Marathon Petroleum	A	2.25	0.50
2017-07-03	TEVA	Teva Pharmaceutical Industries Adr	D	-2.92	0.00					
2017-07-03	QCOM	Qualcomm	C	-1.87	0.30	AMD	Advanced Micro Devices	A	3.00	0.30
2017-07-03	LJPC	La Jolla Pharmaceutical	C	-1.87	0.00	ALGN	Align Technology	A	2.42	0.00
2017-07-03	GILD	Gilead Sciences	D	-2.88	0.20	IDXX	Idexx Laboratories	A	2.39	0.20
2017-07-03	BIR	Birchcliff Energy	D	-2.90	0.10	ZION	Zions Bancorp	A	2.37	0.10
2017-07-03	LBTYA	Liberty Global	C	-1.86	0.00	AAL	American Airlines	A	2.33	0.00
2017-07-03	OPK	Opko Health	D	-2.91	0.00					
2017-07-03	GM	General Motors	C	-1.85	0.10	RAI	Reynolds American	A	2.54	0.10
2017-07-03	XON	Intrexon	D	-2.86	0.10	COO	Cooper Companies	A	2.33	0.10
2017-07-03	DXCM	Dexcom	C	-1.86	0.20	DGX	Quest Diagnostics	A	2.30	0.20
2017-07-03	TSRO	Tesaro	C	-1.88	0.10	ZTS	Zoetis	A	2.26	0.10
2017-07-03	FANG	Diamondback Energy	C	-1.87	0.20	TSO	Tesoro	A	2.19	0.20
2017-07-03	CDK	Cdk Global	C	-1.85	0.10	MU	Micron Technology	A	2.51	0.10
2017-07-03	ZPG	Zpg	C	-1.85	0.00	LNC	Lincoln National	A	2.37	0.00
2017-08-01	ECA	Encana	C	-1.88	0.00	FCX	Freeport-mcmoran	A	2.65	0.00
2017-08-01	NG	Novagold Resources	D	-2.89	0.00	OKE	Oneok	A	2.50	0.00
2017-08-01	CLR	Continental Resources	D	-2.91	0.10					
2017-08-01	NCM	Newcrest Mining	D	-2.87	0.10	ALB	Albemarle	A	2.47	0.10
2017-08-01	SLB	Schlumberger	D	-2.87	0.00	WMB	Williams Companies	A	2.47	0.00
2017-08-01	TJX	Tjx Companies	D	-2.86	0.70	ULTA	Ulta Beauty	A	2.50	0.70
2017-08-01	SAN	Sanofi	C	-1.86	0.10	URI	United Rentals	A	2.45	0.10
2017-08-01	WFC	Wells Fargo	C	-1.85	2.00	LNC	Lincoln National	A	2.40	2.00
2017-08-01	PXD	Pioneer Natural Resources	D	-2.86	0.10	CXO	Concho Resources	A	2.30	0.10
2017-08-01	FFH	Fairfax Financial	D	-2.87	0.10	NRG	Nrg Energy	A	2.41	0.10
2017-08-01	EOG	Eog Resources	C	-1.85	0.50	MPC	Marathon Petroleum	A	2.27	0.50
2017-08-01	TEVA	Teva Pharmaceutical Industries Adr	D	-2.92	0.10					
2017-08-01	QCOM	Qualcomm	C	-1.87	0.30	MU	Micron Technology	A	2.49	0.30
2017-08-01	BIR	Birchcliff Energy	D	-2.90	0.10					
2017-08-01	COST	Costco Wholesale	C	-1.85	0.30	BBY	Best Buy	A	2.34	0.30
2017-08-01	OPK	Opko Health	D	-2.91	0.00					
2017-08-01	XON	Intrexon	D	-2.88	0.10	ALGN	Align Technology	A	2.48	0.10
2017-08-01	DXCM	Dexcom	C	-1.87	0.10	IDXX	Idexx Laboratories	A	2.38	0.10

Date	Ticker	Name	R	SM	W (%)	Ticker	Name	R	SM	W (%)
2017-08-01	CMG	Chipotle Mexican Grill	C	-1.88	0.00	AAL	American Airlines	A	2.34	0.00
2017-08-01	TSRO	Tesaro	C	-1.89	0.10	COO	Cooper Companies	A	2.34	0.10
2017-08-01	BTO	B2gold	C	-1.89	0.10	PKG	Packaging Corp Of America	A	2.41	0.10
2017-08-01	CNQ	Canadian Natural Resources	D	-2.86	0.10	FMC	Fmc	A	2.39	0.10
2017-08-01	FANG	Diamondback Energy	C	-1.86	0.20	TSO	Tesoro	A	2.20	0.20
2017-08-01	ZPG	Zpg	C	-1.85	0.00	CMA	Comerica	A	2.39	0.00
2017-09-01	ADI	Analog Devices	C	-1.84	0.10	AMD	Advanced Micro Devices	A	3.00	0.10
2017-09-01	NG	Novagold Resources	D	-2.89	0.00	FCX	Freeport-mcmoran	A	2.67	0.00
2017-09-01	CL	Colgate-palmolive	C	-1.85	0.80	BWA	Borgwarner	A	2.28	0.80
2017-09-01	MLM	Martin Marietta Materials	C	-1.85	0.10	URI	United Rentals	A	2.46	0.10
2017-09-01	CLR	Continental Resources	D	-2.90	0.10					
2017-09-01	HSIC	Henry Schein	C	-1.84	0.50	ALGN	Align Technology	A	2.50	0.50
2017-09-01	NCM	Newcrest Mining	D	-2.85	0.10	OKE	Oneok	A	2.48	0.10
2017-09-01	CB	Chubb	C	-1.84	0.90	LNC	Lincoln National	A	2.37	0.90
2017-09-01	SLB	Schlumberger	D	-2.88	0.00	WMB	Williams Companies	A	2.45	0.00
2017-09-01	TJX	Tjx Companies	D	-2.85	0.60	ULTA	Ulta Beauty	A	2.43	0.60
2017-09-01	SAN	Sanofi	C	-1.85	0.10	ALB	Albemarle	A	2.47	0.10
2017-09-01	WFC	Wells Fargo	C	-1.86	1.80	CMA	Comerica	A	2.37	1.80
2017-09-01	EOG	Eog Resources	D	-2.87	0.30	MPC	Marathon Petroleum	A	2.25	0.30
2017-09-01	QCOM	Qualcomm	D	-2.88	0.20	MU	Micron Technology	A	2.57	0.20
2017-09-01	BIR	Birchcliff Energy	D	-2.90	0.10					
2017-09-01	COST	Costco Wholesale	C	-1.86	0.20	RCL	Royal Caribbean Cruises	A	2.32	0.20
2017-09-01	OPK	Opko Health	D	-2.91	0.00					
2017-09-01	XON	Intrexon	D	-2.89	0.10	IDXX	Idexx Laboratories	A	2.38	0.10
2017-09-01	DXCM	Dexcom	D	-2.85	0.10	COO	Cooper Companies	A	2.33	0.10
2017-09-01	BTO	B2gold	C	-1.87	0.10	NRG	Nrg Energy	A	2.42	0.10
2017-09-01	HQY	Healthequity	C	-1.87	0.10	ZION	Zions Bancorp	A	2.37	0.10
2017-09-01	CNQ	Canadian Natural Resources	D	-2.86	0.10	AVGO	Broadcom	A	2.39	0.10
2017-09-01	FANG	Diamondback Energy	D	-2.86	0.10	EQT	Eqt	A	2.21	0.10
2017-09-01	HDS	Hd Supply	D	-2.88	0.10	PKG	Packaging Corp Of America	A	2.42	0.10
2017-09-01	KHC	The Kraft Heinz	D	-2.86	0.20	PHM	Pultegroup	A	2.28	0.20
2017-09-01	ZPG	Zpg	C	-1.85	0.00	AVY	Avery Dennison	A	2.38	0.00
2017-10-02	NG	Novagold Resources	D	-2.89	0.00	MU	Micron Technology	A	2.70	0.00
2017-10-02	CL	Colgate-palmolive	C	-1.84	0.80	BWA	Borgwarner	A	2.31	0.80
2017-10-02	MLM	Martin Marietta Materials	C	-1.86	0.00	URI	United Rentals	A	2.54	0.00
2017-10-02	MKTX	Marketaxess	C	-1.85	0.00	CMA	Comerica	A	2.41	0.00
2017-10-02	GE	General Electric	D	-2.87	0.00	PKG	Packaging Corp Of America	A	2.43	0.00
2017-10-02	HSIC	Henry Schein	C	-1.86	0.40	ALGN	Align Technology	A	2.53	0.40
2017-10-02	STJ	St. James's Place	C	-1.85	0.00	FCX	Freeport-mcmoran	A	2.64	0.00
2017-10-02	SLB	Schlumberger	D	-2.87	0.00	WMB	Williams Companies	A	2.45	0.00
2017-10-02	TJX	Tjx Companies	D	-2.85	0.50	BBY	Best Buy	A	2.33	0.50
2017-10-02	SAN	Sanofi	C	-1.85	0.10	ALB	Albemarle	A	2.54	0.10
2017-10-02	WFC	Wells Fargo	C	-1.85	1.90	LNC	Lincoln National	A	2.40	1.90
2017-10-02	TEVA	Teva Pharmaceutical Industries Adr	D	-2.95	0.00					
2017-10-02	QCOM	Qualcomm	D	-2.88	0.20	AMD	Advanced Micro Devices	A	3.00	0.20
2017-10-02	BIR	Birchcliff Energy	D	-2.90	0.10					
2017-10-02	COST	Costco Wholesale	C	-1.85	0.20	AAL	American Airlines	A	2.31	0.20
2017-10-02	PCS	T-Mobile US Inc.	C	-1.85	0.40	VZ	Verizon Communications	B	1.19	0.40
2017-10-02	XON	Intrexon	D	-2.89	0.10	IDXX	Idexx Laboratories	A	2.39	0.10
2017-10-02	DXCM	Dexcom	D	-2.90	0.10					
2017-10-02	MTRO	Metro Bank	C	-1.85	0.20	OKE	Oneok	A	2.49	0.20
2017-10-02	BTO	B2gold	D	-2.87	0.10	FMC	Fmc	A	2.45	0.10
2017-10-02	HQY	Healthequity	C	-1.84	0.10	ZION	Zions Bancorp	A	2.40	0.10

Date	Ticker	Name	R	SM	W (%)	Ticker	Name	R	SM	W (%)
2017-10-02	CNQ	Canadian Natural Resources	D	-2.85	0.10	NRG	Nrg Energy	A	2.43	0.10
2017-10-02	HDS	Hd Supply	D	-2.86	0.00	CAT	Caterpillar	A	2.36	0.00
2017-10-02	KHC	The Kraft Heinz	D	-2.87	0.10	PHM	Pultegroup	A	2.30	0.10
2017-10-02	ZPG	Zpg	C	-1.84	0.00	AVY	Avery Dennison	A	2.40	0.00
2017-10-02	BIRG	Bank Of Ireland	C	-1.85	0.10	MCHP	Microchip Technology	A	2.38	0.10
2017-11-01	NG	Novagold Resources	D	-2.89	0.00	FCX	Freeport-mcmoran	A	2.64	0.00
2017-11-01	CL	Colgate-palmolive	C	-1.85	0.70	PHM	Pultegroup	A	2.33	0.70
2017-11-01	DIS	Walt Disney	D	-2.86	0.20	BBY	Best Buy	A	2.32	0.20
2017-11-01	EFX	Equifax	D	-2.87	0.10	CMA	Comerica	A	2.42	0.10
2017-11-01	HSIC	Henry Schein	C	-1.86	0.30	ALGN	Align Technology	A	2.67	0.30
2017-11-01	STJ	St. James's Place	C	-1.84	0.00	ALB	Albemarle	A	2.57	0.00
2017-11-01	TJX	Tjx Companies	D	-2.86	0.40	AAL	American Airlines	A	2.32	0.40
2017-11-01	SAN	Sanofi Teva	C	-1.86	0.10	URI	United Rentals	A	2.55	0.10
2017-11-01	TEVA	Pharmaceutical Industries Adr	D	-2.96	0.00					
2017-11-01	ULTI	The Ultimate Software	D	-2.85	0.20	AMD	Advanced Micro Devices	A	3.00	0.20
2017-11-01	QCOM	Qualcomm	D	-2.87	0.20	MU	Micron Technology	A	2.77	0.20
2017-11-01	SBUX	Starbucks	D	-2.86	0.10	RCL	Royal Caribbean Cruises	A	2.31	0.10
2017-11-01	BIR	Birchcliff Energy	D	-2.91	0.10					
2017-11-01	COST	Costco Wholesale	C	-1.85	0.10	KMX	Carmax	A	2.29	0.10
2017-11-01	LBTYA	Liberty Global	C	-1.85	0.10	WYNN	Wynn Resorts	A	2.29	0.10
2017-11-01	PCS	T-Mobile US Inc.	C	-1.85	0.40	VZ	Verizon Communications	A	2.19	0.40
2017-11-01	XON	Intrexon	D	-2.91	0.00					
2017-11-01	MTRO	Metro Bank	C	-1.85	0.20	OKE	Oneok	A	2.48	0.20
2017-11-01	PTLA	Portola Pharmaceuticals	C	-1.88	0.00	IDXX	Idexx Laboratories	A	2.39	0.00
2017-11-01	BTO	B2gold	D	-2.88	0.10	ADSK	Autodesk	A	2.44	0.10
2017-11-01	KHC	The Kraft Heinz	D	-2.87	0.00	BWA	Borgwarner	A	2.32	0.00
2017-11-01	ZPG	Zpg	C	-1.85	0.00	PKG	Packaging Corp Of America	A	2.43	0.00
2017-11-01	BIRG	Bank Of Ireland	C	-1.86	0.10	AVY	Avery Dennison	A	2.43	0.10
2017-12-01	NG	Novagold Resources	D	-2.90	0.00	AMD	Advanced Micro Devices	A	3.00	0.00
2017-12-01	DIS	Walt Disney	D	-2.85	0.20	BBY	Best Buy	A	2.34	0.20
2017-12-01	EFX	Equifax	D	-2.87	0.00	CMA	Comerica	A	2.45	0.00
2017-12-01	HSIC	Henry Schein	D	-2.87	0.20	ALGN	Align Technology	A	2.72	0.20
2017-12-01	STJ	St. James's Place	C	-1.84	0.00	MU	Micron Technology	A	2.73	0.00
2017-12-01	SAN	Sanofi	C	-1.87	0.10	FCX	Freeport-mcmoran	A	2.63	0.10
2017-12-01	GILD	Gilead Sciences	C	-1.85	0.40	IDXX	Idexx Laboratories	A	2.38	0.40
2017-12-01	SBUX	Starbucks	D	-2.85	0.10	AAL	American Airlines	A	2.32	0.10
2017-12-01	BIR	Birchcliff Energy	D	-2.92	0.10					
2017-12-01		Adidas	C	-1.85	0.30	URI	United Rentals	A	2.60	0.30
2017-12-01	LBTYA	Liberty Global	D	-2.85	0.10	RCL	Royal Caribbean Cruises	A	2.32	0.10
2017-12-01	PCS	T-Mobile US Inc.	C	-1.85	0.30	VZ	Verizon Communications	A	2.20	0.30
2017-12-01	XON	Intrexon	D	-2.92	0.00					
2017-12-01	MTRO	Metro Bank	C	-1.85	0.20	ALB	Albemarle	A	2.53	0.20
2017-12-01	PTLA	Portola Pharmaceuticals	C	-1.86	0.00	ANTM	Anthem	A	2.33	0.00
2017-12-01	BTO	B2gold	D	-2.88	0.10	NRG	Nrg Energy	A	2.47	0.10
2017-12-01	CHTR	Charter Communications	C	-1.86	0.30	MGM	Mgm Resorts International	A	2.31	0.30
2017-12-01	KHC	The Kraft Heinz	D	-2.86	0.00	PHM	Pultegroup	A	2.37	0.00
2017-12-01	LSXMK	Liberty Media	C	-1.85	0.20	WYNN	Wynn Resorts	A	2.31	0.20
2017-12-01	BIRG	Bank Of Ireland	D	-2.86	0.10	OKE	Oneok	A	2.46	0.10
2018-01-01	NG	Novagold Resources	D	-2.90	0.00	MU	Micron Technology	A	2.72	0.00
2018-01-01	CELG	Celgene	D	-2.88	0.10	ALGN	Align Technology	A	2.63	0.10
2018-01-01	EFX	Equifax	D	-2.87	0.00	CMA	Comerica	A	2.47	0.00
2018-01-01	GEN	Genmab	D	-2.88	0.10	ALB	Albemarle	A	2.51	0.10
2018-01-01	HSIC	Henry Schein	D	-2.88	0.10	IDXX	Idexx Laboratories	A	2.39	0.10
2018-01-01	MAT	Mattel Teva	D	-2.93	0.00					
2018-01-01	TEVA	Pharmaceutical Industries Adr	D	-2.95	0.10					

Date	Ticker	Name	R	SM	W (%)	Ticker	Name	R	SM	W (%)
2018-01-01	GILD	Gilead Sciences	C	-1.86	0.40	ZTS	Zoetis	A	2.30	0.40
2018-01-01	BIR	Birchcliff Energy	D	-2.93	0.10					
2018-01-01		Adidas	C	-1.86	0.30	NRG	Nrg Energy	A	2.48	0.30
2018-01-01	TSLA	Tesla	C	-1.87	1.00	PHM	Pultegroup	A	2.36	1.00
2018-01-01	PCS	T-Mobile US Inc.	C	-1.85	0.30	VZ	Verizon Communications	A	2.21	0.30
2018-01-01	XON	Intrexon	D	-2.94	0.00					
2018-01-01	PTLA	Portola Pharmaceuticals	C	-1.88	0.00	COO	Cooper Companies	A	2.30	0.00
2018-01-01	CHTR	Charter Communications	C	-1.86	0.20	BBY	Best Buy	A	2.39	0.20
2018-01-01	LSXMK	Liberty Media	C	-1.86	0.20	AAL	American Airlines	A	2.34	0.20
2018-02-01	NG	Novagold Resources	D	-2.91	0.00					
2018-02-01	CELG	Celgene	D	-2.89	0.10	ALGN	Align Technology	A	2.73	0.10
2018-02-01	7270	Subaru	D	-2.85	0.00	MU	Micron Technology	A	2.74	0.00
2018-02-01	GEN	Genmab	D	-2.88	0.10	OKE	Oneok	A	2.53	0.10
2018-02-01	HSIC	Henry Schein	D	-2.87	0.10	IDXX	Idexx Laboratories	A	2.48	0.10
2018-02-01	MAT	Mattel	D	-2.93	0.10					
2018-02-01	TEVA	Teva Pharmaceutical Industries Adr	D	-2.95	0.10					
2018-02-01	BIR	Birchcliff Energy	D	-2.94	0.00					
2018-02-01		Adidas	C	-1.85	0.30	CMA	Comerica	A	2.52	0.30
2018-02-01	TSLA	Tesla	C	-1.85	0.90	PHM	Pultegroup	A	2.34	0.90
2018-02-01	XON	Intrexon	D	-2.93	0.00					
2018-02-01	PTLA	Portola Pharmaceuticals	C	-1.87	0.00	COO	Cooper Companies	A	2.34	0.00
2018-02-01	IVN	Ivanhoe Mines	D	-2.89	0.10	AVY	Avery Dennison	A	2.48	0.10
2018-02-01	PSK	Prairiesky Royalty	C	-1.86	0.10	LNC	Lincoln National	A	2.47	0.10
2018-03-01	AMT	American Tower	C	-1.85	0.10	CMA	Comerica	A	2.52	0.10
2018-03-01	NG	Novagold Resources	D	-2.89	0.00	MU	Micron Technology	A	2.83	0.00
2018-03-01	CELG	Celgene	D	-2.90	0.00					
2018-03-01	ALNY	Alnylam Pharmaceuticals	C	-1.86	0.00	ALGN	Align Technology	A	2.70	0.00
2018-03-01	7270	Subaru	D	-2.85	0.00	OKE	Oneok	A	2.50	0.00
2018-03-01	GEN	Genmab	D	-2.86	0.10	AVY	Avery Dennison	A	2.46	0.10
2018-03-01	HSIC	Henry Schein	D	-2.89	0.00	IDXX	Idexx Laboratories	A	2.45	0.00
2018-03-01	MAT	Mattel	D	-2.92	0.10					
2018-03-01	NCM	Newcrest Mining	C	-1.85	0.10	NRG	Nrg Energy	A	2.45	0.10
2018-03-01	UAA	Under Armour	D	-2.94	0.00					
2018-03-01	175	Geely Automobile Teva	C	-1.86	0.00	NTAP	Netapp	A	2.44	0.00
2018-03-01	TEVA	Teva Pharmaceutical Industries Adr	D	-2.95	0.10					
2018-03-01	REGN	Regeneron Pharmaceuticals	D	-2.90	0.10	COO	Cooper Companies	A	2.31	0.10
2018-03-01	REL	Relx	C	-1.86	0.00	PKG	Packaging Corp Of America	A	2.44	0.00
2018-03-01	BIR	Birchcliff Energy	D	-2.95	0.00					
2018-03-01	MHK	Mohawk Industries	C	-1.86	0.20	KORS	Michael Kors	A	2.32	0.20
2018-03-01		Adidas	C	-1.85	0.30	HPE	Hewlett Packard Enterprise	A	2.44	0.30
2018-03-01	XON	Intrexon	D	-2.93	0.00					
2018-03-01	3092	Start Today	C	-1.87	0.10	RF	Regions Financial	A	2.43	0.10
2018-03-01	CNQ	Canadian Natural Resources	C	-1.86	0.20	HII	Huntington Ingalls Industries	A	2.42	0.20
2018-03-01	OAK	Oaktree Capital Group Llc	D	-2.86	0.10	ZION	Zions Bancorp	A	2.46	0.10
2018-03-01	IVN	Ivanhoe Mines	D	-2.89	0.10	KLAC	Kla-tencor	A	2.40	0.10
2018-03-01	PSK	Prairiesky Royalty	C	-1.87	0.10	LNC	Lincoln National	A	2.40	0.10
2018-03-01	UA	Under Armour	D	-2.89	0.00	PHM	Pultegroup	A	2.31	0.00
2018-03-01	FWONK	Liberty Media	C	-1.87	0.20	BBY	Best Buy	A	2.43	0.20
2018-03-30	AMT	American Tower	C	-1.84	0.10	CMA	Comerica	A	2.52	0.10
2018-03-30	CELG	Celgene	D	-2.90	0.00	ALGN	Align Technology	A	2.71	0.00
2018-03-30	7270	Subaru	D	-2.86	0.00	NRG	Nrg Energy	A	2.51	0.00
2018-03-30	GEN	Genmab	D	-2.85	0.20	OKE	Oneok	A	2.50	0.20
2018-03-30	HSIC	Henry Schein	D	-2.88	0.00	IDXX	Idexx Laboratories	A	2.47	0.00
2018-03-30	MAT	Mattel	D	-2.94	0.00					
2018-03-30	NCM	Newcrest Mining	D	-2.86	0.10	ETFC	Etrade Financial	A	2.42	0.10
2018-03-30	UAA	Under Armour	D	-2.94	0.00					
2018-03-30	FFH	Fairfax Financial	C	-1.85	0.10	RF	Regions Financial	A	2.42	0.10

Date	Ticker	Name	R	SM	W (%)	Ticker	Name	R	SM	W (%)
2018-03-30	175	Geely Automobile	C	-1.87	0.00	HII	Huntington Ingalls Industries	A	2.41	0.00
2018-03-30	REGN	Regeneron Pharmaceuticals	D	-2.89	0.10	CNC	Centene	A	2.32	0.10
2018-03-30	QCOM	Qualcomm	C	-1.87	0.10	MU	Micron Technology	A	2.91	0.10
2018-03-30	REL	Relx	D	-2.86	0.00	LNC	Lincoln National	A	2.40	0.00
2018-03-30	BIR	Birchcliff Energy	D	-2.94	0.10					
2018-03-30	MHK	Mohawk Industries	C	-1.86	0.20	PHM	Pultegroup	A	2.32	0.20
2018-03-30	PCS	T-Mobile US Inc.	D	-2.84	0.20	VZ	Verizon Communications	A	2.19	0.20
2018-03-30	ADM	Admiral	D	-2.86	0.10	KLAC	Kla-tencor	A	2.39	0.10
2018-03-30	XON	Intrexon	D	-2.91	0.00					
2018-03-30	FNV	Franco-nevada	D	-2.87	0.20	FMC	Fmc	A	2.39	0.20
2018-03-30	3092	Start Today	C	-1.87	0.10	MCHP	Microchip Technology	A	2.38	0.10
2018-03-30	2238	Guangzhou Automobile	C	-1.89	0.00	FITB	Fifth Third Bancorp	A	2.35	0.00
2018-03-30	CNQ	Canadian Natural Resources	D	-2.86	0.20	WYNN	Wynn Resorts	A	2.35	0.20
2018-03-30	OAK	Oaktree Capital Group Llc	D	-2.86	0.10	ZION	Zions Bancorp	A	2.44	0.10
2018-03-30	IVN	Ivanhoe Mines	D	-2.91	0.10					
2018-03-30	CDK	Cdk Global	C	-1.86	0.10	NTAP	Netapp	A	2.45	0.10
2018-03-30	PSK	Prairiesky Royalty	C	-1.87	0.10	RJF	Raymond James Financial	A	2.35	0.10
2018-03-30	UA	Under Armour	D	-2.89	0.00	KORS	Michael Kors	A	2.31	0.00
2018-03-30	FWONK	Liberty Media	C	-1.87	0.20	BBY	Best Buy	A	2.40	0.20
2018-03-30	AVGO	Broadcom	C	-1.86	0.10	HPE	Hewlett Packard Enterprise	A	2.41	0.10