



Fidelity Magellan (FMAGX) - Trend Capture Overlay

April 18, 2018

Executive Summary

Overview

Superior performance on a consistent basis comes from the ability to be in synchrony with major price trends. The ability to capture a large part of bull trends and to avoid most of the bear trends in individual stocks and sectors can dramatically impact returns across market cycles and deliver superior long term performance. The Trendrating solution is designed to improve this ability by providing intelligent analytics that can complement and enhance the investment decision process and produce tangible results.

We can demonstrate Trendrating's ability to materially influence portfolio performance through a historical overlay of its trend capture model on the actual holdings of a portfolio. Through this analysis we demonstrate that induction can seamlessly integrate into the existing workflow of an investment strategy and have a material impact on the performance of the investment strategy.

Trendrating's trend capture model has the unique ability to identify and score the prevailing price trend of a security with high accuracy. The ability to distinguish between securities based on their respective price trend should be of paramount importance to every portfolio no matter the type of its investment strategy. Every investment manager should infuse the decision making process with information that facilitates the selection of securities whose prices are trending, rather than ones whose price trends are disconnected from their fundamentals.

Trendrating Model

The Trendrating model assigns each security a directional rating; uptrends (**A** or **B**) and downtrends (**C** or **D**). A continuous absolute rating scale, **Smart Momentum (SM)**, is constructed to facilitate relative ranking of a universe of securities. The discrete rating distinguishes between securities in uptrends and downtrends, whilst the continuous rating allows ranking within the same rating bucket. In tandem, the two rating frameworks facilitate a flexible and robust framework for security selection and portfolio construction.

Analysis Framework

- Select holdings history for which constituent history is complete and for which there are very few missing periods in the history selected for the analysis
- The universe of stocks in the benchmark associated with the investment fund is used as a buy universe from which to find alternative securities. In absence of a named benchmark, an appropriate buy universe is assigned for the analysis
- In each rebalancing period in the holdings history of the portfolio:
 - Identify all **C** & **D** rated securities
 - Amongst the **C** & **D** rated securities, identify stocks with extreme negative SM scores¹ whilst in a negative price trend, are quite susceptible to sharp upward price swings during and post market shocks. Good risk management practice advocates a robust mechanism for identifying outliers and then implementing a framework of insulating the investment portfolio from their erratic behaviour. In this analysis, we do not alter positions with extreme SM scores
 - Reallocate weight of **C** & **D** rated securities into an **A** or **B** rated security with the highest SM score in the same region/country, industry/sector, and currency²
- Returns for the Fund, Trend Capture Portfolio³, and Benchmark are price returns calculated from the individual constituent level for each of the three portfolios

¹Our empirical research shows that an SM scores of -2.90 is a valid extreme threshold value

²User determined parameters that are relaxed in hierarchal order if no optimal match is found

³The portfolio generated as a result of the trend capture overlay on the holdings of the investment fund

Report Description

- Trend Overlay Summary Data
 - Key info: Provides information on analysis history, fund benchmark, and the analysis rebalancing frequency
 - The two bar charts respectively compare the annual return and annual volatility of the original fund and of the trend capture portfolio
 - The line chart captures the cumulative return of the fund, of the trend capture portfolio, and of the benchmark if applicable
 - Summary Metrics: This table provides key performance and risk metrics of the original fund and of the trend capture portfolio
- Risk-Return Profile
 - Comparative Analysis
 - Annualised Excess Return analysis: The comparisons of the excess return of the trend capture portfolio vs the fund, and if applicable, of the fund vs the benchmark and of the trend capture portfolio vs the benchmark
 - Annualised Tracking Error analysis: The tracking error between the trend capture fund and the original fund captures the magnitude of the differences between the overlay portfolio and the original portfolio. It should be different enough without departing from the original investment strategy. The comparisons of the tracking errors versus the benchmark, if applicable, validates the fact that the overlay strategy does not change the investment mandate
 - Annual Tables
 - The first set of columns tabulate the year by year returns of the trend capture portfolio and its excess return over the original fund and its benchmark
 - The next set of columns present the volatility comparison where the key message is that the volatility of the trend capture portfolio should not differ materially from that of the original fund
 - The third set of results illustrates the reduction in drawdowns that can be achieved through the trend capture overlay. Reduction in downside risk during market declines is perhaps the most important benefit a model can provide
 - TCR Analysis
 - TCR (Trend Capture Rating) is a forward-looking risk metric of an aggregate⁴ calculated from the constituent level weights and ratings from the Trendrating model
 - The trend capture overlay should raise the TCR of the original portfolio
 - Portfolios that maintain a higher TCR tend to outperform and periods with higher TCR tend to deliver superior returns
 - Trendrating's recommendation to clients is to endeavour to maintain a high TCR to improve consistency of portfolio returns
- Historical Portfolio Details
 - The top section provides information on the number of number and weight of the **C** & **D** rated constituents that have been switched on a chosen rebalance period⁵
 - Transaction Table: Tabulates all the matched trades performed in the latest rebalancing period and contains the Ticker, Name, Weight, Rating, and Smart Momentum score of each security traded in the given holding period
- Allocation
 - Regional allocation for the latest rebalance period
 - Sector allocation for the latest rebalance period
- Appendix
 - Contains the full history of trades performed in the analysis presented by rebalance period and identifies all trades securities and matched trades

⁴Portfolio, Index, Sector etc.

⁵The default is the latest rebalance period

Trend Overlay Summary

Key info

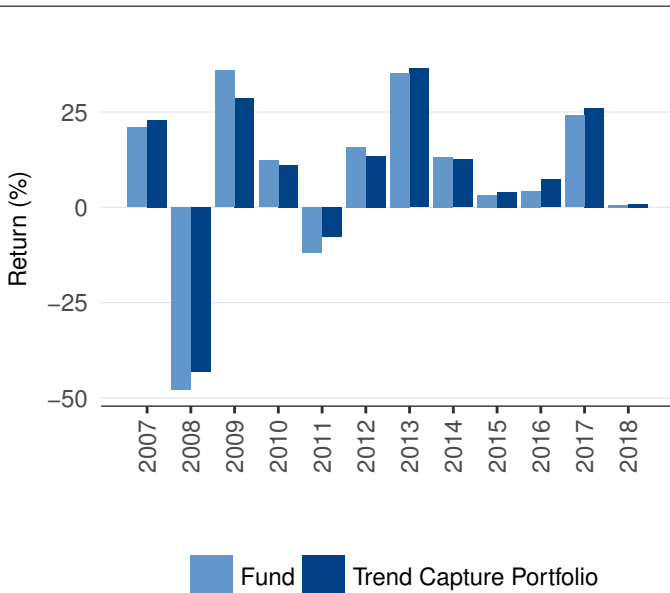
Data Range

2007-01-01 to 2018-03-30

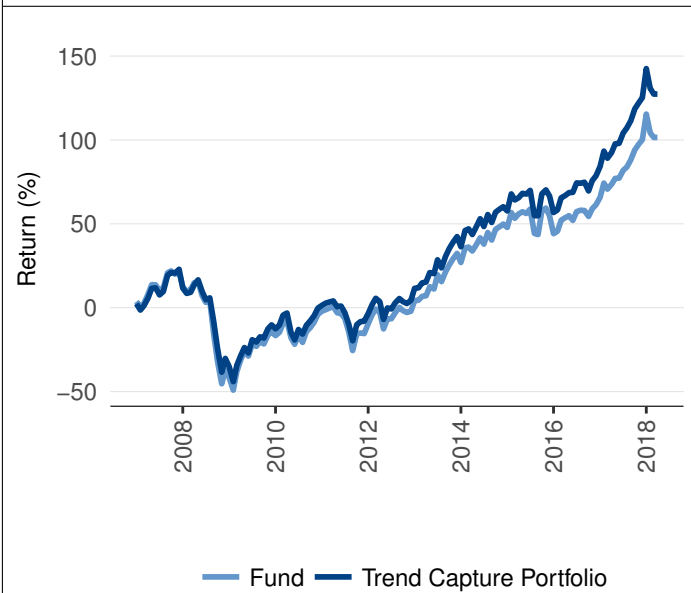
Rebalancing

Monthly

Return



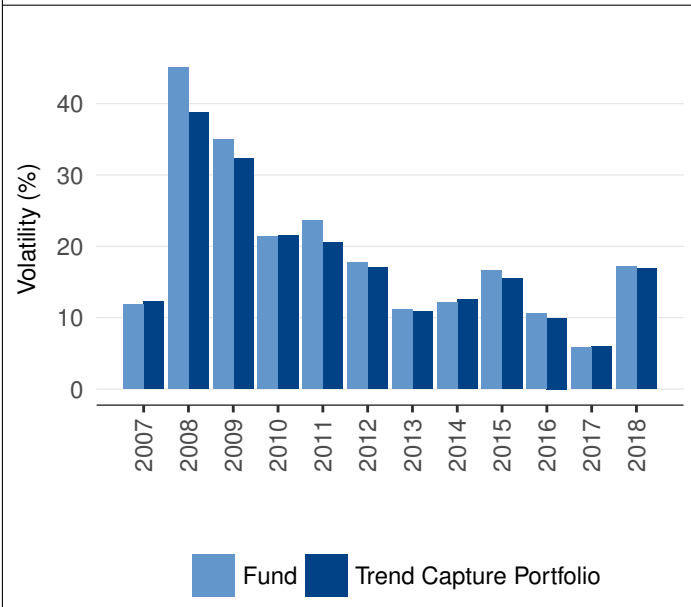
Cumulative Return



Summary Metrics

	Fund	TC Portfolio	Diff
PERFORMANCE			
Annualised (%)	6.47	8.56	2.09
Monthly Avg (%)	0.70	0.81	0.11
Hit Rate (%)	64.44	63.70	-0.74
RISK			
Annualised volatility (%)	22.89	18.79	-4.10
Max Drawdown (%)	-58.11	-47.82	10.30
Skewness	-0.58	-0.53	0.05
Kurtosis	2.96	1.63	-1.33
KEY RATIOS			
Information Ratio	0.28	0.46	0.17
Sortino Ratio	0.17	0.24	0.07
WEIGHT SWITCHED			
Monthly Avg (%)		4.14	

Volatility



	Fund	TC Portfolio	Diff	Diff (%)
Cumulative Return (%)	102.45	151.81	49.36	48.18
Avg Drawdown (%)	-7.72	-5.38	2.34	30.34
Avg TCR	B	A		

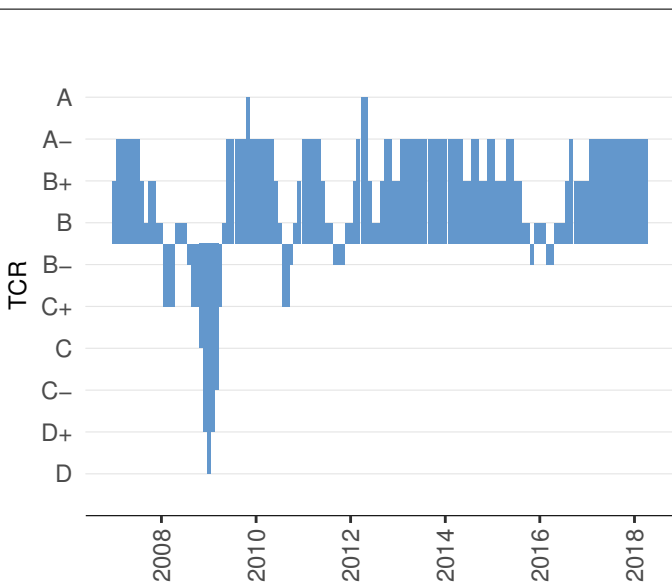
Risk-Return Profile

Comparative Analysis

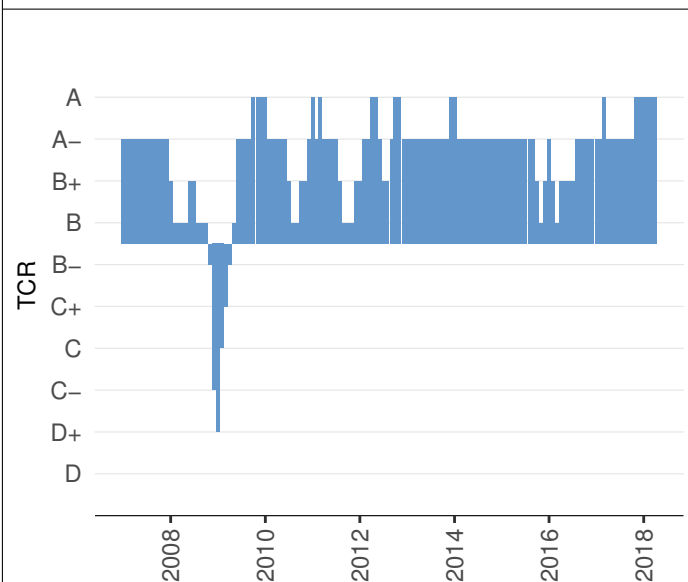
	Fund	Fund
Annualised Excess Return (%)		Annualised Tracking Error (%)
Trend Capture Portfolio	1.07	Trend Capture Portfolio
		5.70

Year	Return (%) TC Port	Excess over Fund	Volatility (%) TC Port	Excess over Fund	Max Drawdown (%) TC Port	Excess over Fund
2018	0.94	0.27	16.93	-0.25	-6.26	0.20
2017	26.07	2.04	6.02	0.18	-2.19	-0.13
2016	7.31	2.97	9.96	-0.61	-5.84	0.97
2015	3.95	0.72	15.53	-1.13	-8.90	0.68
2014	12.50	-0.71	12.54	0.43	-4.24	-0.15
2013	36.42	1.21	10.87	-0.22	-3.73	-0.32
2012	13.49	-2.25	17.04	-0.65	-11.90	0.05
2011	-7.79	4.13	20.54	-3.04	-22.86	3.16
2010	11.11	-1.12	21.51	0.18	-16.59	-1.48
2009	28.61	-7.32	32.27	-2.69	-19.87	-0.63
2008	-43.22	4.71	38.80	-6.27	-49.92	4.90
2007	22.91	2.03	12.26	0.41	-3.79	-0.55

Fund TCR



Trend Capture Portfolio TCR



Historical Portfolio Details

Holding period: 2018-03-01 to 2018-03-29

	Fund	TC Port
Number of holdings	112	112
Number of C & D rated holdings - switched	8	-
Weight of C & D rated holdings - switched (%)	4.64	-

Transaction table

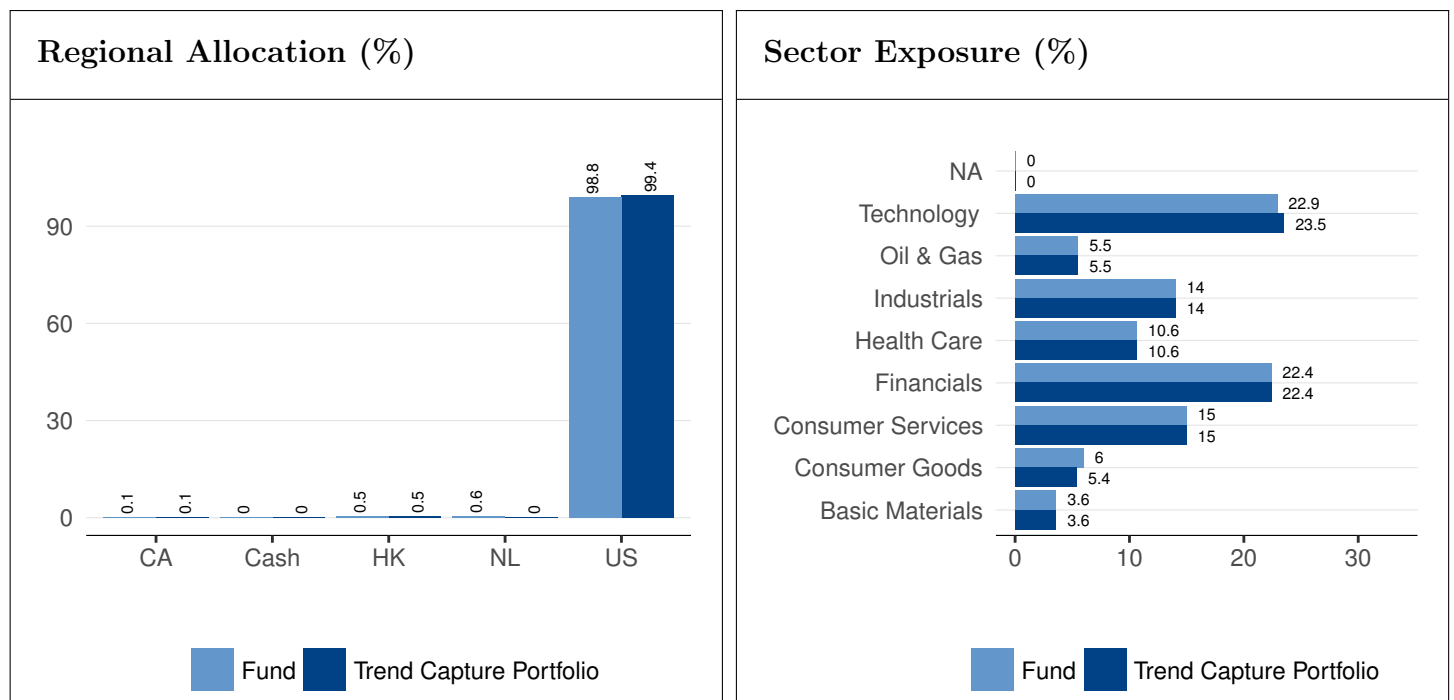
The table shows the fund portfolio C & D rated positions at the beginning of the holding period. These positions have been switched with A and B rated stocks near by mkt cap, market and sector in respect to the original fund positions.

Switched positions

Ticker	Name	R	SM	W (%)	C (%)	Ticker	Name	R	SM	W (%)	C (%)
AMT	American Tower	C	-1.85	1.23	0.09	CMA	Comerica	A	2.52	1.23	-0.01
BRKR	Bruker	C	-1.86	0.44	0.00	ALGN	Align Technology	A	2.70	0.44	0.01
ALXN	Alexion Pharmaceuticals	D	-2.87	0.62	-0.02	IDXX	Ilexx Laboratories	A	2.45	0.62	0.03
UNA	Unilever	D	-2.86	0.59	0.04	MU	Micron Technology	A	2.83	0.59	0.06
EQIX	Equinix Inc	C	-1.87	0.62	0.05	ZION	Zions Bancorp	A	2.46	0.62	-0.02
POST	Post	D	-2.86	0.60	-0.00	ATVI	Activision Blizzard	A	3.00	0.60	-0.04
ELF	Elf Beauty	D	-2.87	0.25	0.01	KORS	Michael Kors	A	2.32	0.25	-0.00
BHGE	Baker Hughes, A Ge	D	-2.93	0.30	0.01	MPC	Marathon Petroleum	A	2.30	0.30	0.04

R - Rating, SM - Smart Momentum, W - Weight, C - Contribution to Return

Allocation



Appendix

Switched positions (Fund vs Trend Capture Portfolio)

Date	Ticker	Name	R	SM	W (%)	Ticker	Name	R	SM	W (%)
2007-01-01	FLR	Fluor	C	-1.87	0.60	GD	General Dynamics	A	2.47	0.60
2007-01-01	DNA	Genentech	C	-1.84	2.00	AGN	Allergan	A	2.29	2.00
2007-01-01	APOL	Apollo Educat Grp	D	-2.88	0.20	WEN.2	Wendy's Intl	A	2.37	0.20
2007-01-01	CVD	Covance Inc	C	-1.86	0.20	LH	Laboratory Corp Of America	A	2.26	0.20
2007-01-01	FLO	Flowers Foods	D	-2.85	0.10	RAI	Reynolds American	A	2.78	0.10
2007-01-01	8766	Tokio Marine	C	-1.85	0.10	PCG	Pg&e	A	2.96	0.10
2007-01-01	ANTM	Anthem	C	-1.84	0.10	ZBH	Zimmer Biomet	A	2.25	0.10
2007-01-01	BBY	Best Buy	C	-1.86	0.60	BIG	Big Lots	A	2.36	0.60
2007-01-01	6502	Toshiba	C	-1.85	0.70	CME	Cme	A	2.50	0.70
2007-01-01	NO-LAB	Nolato	D	-2.86	0.00	ASN	Archstone-Smith Trust	A	2.46	0.00
2007-01-01	CAT	Caterpillar	D	-2.87	0.50	PTV	Pactiv Corp	A	2.35	0.50
2007-01-01	CREE	Cree	D	-2.87	0.10	NVDA	Nvidia	A	3.00	0.10
2007-01-01	5214	Nippon Electric Glass	D	-2.88	0.30	QWST	Qwest Communications	A	2.41	0.30
2007-01-01	6701	Nec	D	-2.90	0.10	NUE	Nucor	A	2.40	0.10
2007-01-01	CVS	Cvs Health	C	-1.86	0.30	OMX	OfficeMax	A	2.34	0.30
2007-01-01	FAST	Fastenal	D	-2.88	0.20	LMT	Lockheed Martin	A	2.34	0.20
2007-01-01	GLW	Corning	D	-2.88	3.50	BMC	BMC Software	A	2.37	3.50
2007-01-01	8263	Daiei	D	-2.94	0.30	L	Loews	A	2.37	0.30
2007-01-01	8595	Jafco	D	-2.91	0.00	GT	Goodyear Tire & Rubber	A	2.35	0.00
2007-01-01	9831	Yamada Denki	D	-2.89	0.50	BSC	Bear Stearns Companies	A	2.35	0.50
2007-01-01	NOK	Nokia Adr	C	-1.85	4.70	LXK	Lexmark Intl	A	2.31	4.70
2007-01-01	5727	Toho Titanium	D	-2.89	0.10	FE	Firstenergy	A	2.32	0.10
2007-01-01	FLEX	Flex	C	-1.85	0.10	APCC	American Power Conversion Cognizant	A	2.31	0.10
2007-01-01	ISIL	Intersil	D	-2.87	0.10	CTSH	Technology Solutions	A	2.30	0.10
2007-01-01	OXY	Occidental Petroleum	C	-1.85	0.10	WMB	Williams Companies	A	3.00	0.10
2007-01-01	FWRD	Forward Air Smith	D	-2.87	0.00	SBL	Symbol Tech	A	2.31	0.00
2007-01-01	SII	International	C	-1.85	0.10	MRO	Marathon Oil	A	2.43	0.10
2007-01-01	8795	T&d	C	-1.86	0.20	HPC	Hercules	A	2.32	0.20
2007-01-01	UTX	United Technologies	C	-1.84	0.70	CMI	Cummins	A	2.31	0.70
2007-01-01	VSH	Vishay Intertechnology	C	-1.87	0.10	CVG	Convergys	A	2.29	0.10
2007-01-01	CNX	Consol Energy	C	-1.89	0.30	PD	Phelps Dodge Corp Cap	A	2.50	0.30
2007-01-01	MWW	Monster Worldwide	C	-1.87	0.60	TEX	Terex	A	2.28	0.60
2007-01-01	ACL	Alcon	C	-1.84	0.20	CI	Cigna International	A	2.24	0.20
2007-01-01	MCHX	Marchex	D	-2.87	0.00	IGT	Game Technology PLC	A	2.32	0.00
2007-01-01	JOY	Joy Global	C	-1.89	0.20	SHW	Sherwin-williams	A	2.25	0.20
2007-01-01	WOOF	Vca	C	-1.85	0.10	DDS	Dillards	A	2.30	0.10
2007-01-01	8411	Mizuho Financial	D	-2.86	0.50	MO	Altria	A	2.31	0.50
2007-02-01	FLR	Fluor	C	-1.86	0.60	GD	General Dynamics	A	2.50	0.60
2007-02-01	APOL	Apollo Educat Grp	D	-2.86	0.20	BIG	Big Lots	A	2.41	0.20
2007-02-01	CVD	Covance Inc	C	-1.85	0.20	AGN	Allergan	A	2.28	0.20
2007-02-01	8766	Tokio Marine	C	-1.84	0.10	PCG	Pg&e	A	2.96	0.10
2007-02-01	BBY	Best Buy	C	-1.85	0.60	WEN.2	Wendy's Intl	A	2.37	0.60
2007-02-01	WRB	Wr Berkley	C	-1.86	0.10	AVB	Avalonbay Communities	A	2.69	0.10
2007-02-01	CAT	Caterpillar	D	-2.87	0.50	LMT	Lockheed Martin	A	2.36	0.50
2007-02-01	CREE	Cree	D	-2.88	0.00	NVDA	Nvidia	A	2.99	0.00
2007-02-01	6701	Nec	D	-2.89	0.10	RAI	Reynolds American	A	2.77	0.10
2007-02-01	DOV	Dover Expeditors	C	-1.84	0.10	PTV	Pactiv Corp	A	2.33	0.10
2007-02-01	EXPD	International Of Washington	C	-1.85	0.70	CVG	Convergys	A	2.32	0.70

Date	Ticker	Name	R	SM	W (%)	Ticker	Name	R	SM	W (%)
2007-02-01	FAST	Fastenal	D	-2.87	0.20	APCC	American Power Conversion	A	2.31	0.20
2007-02-01	GLW	Corning	D	-2.86	3.80	BMC	BMC Software	A	2.40	3.80
2007-02-01	8263	Daiei	D	-2.94	0.40	CME	Cme	A	2.57	0.40
2007-02-01	9831	Yamada Denki	D	-2.89	0.50	ASN	Archstone-Smith Trust	A	2.49	0.50
2007-02-01	5727	Toho Titanium	D	-2.90	0.10	NUE	Nucor	A	2.47	0.10
2007-02-01	BEAS	BEA Systems	C	-1.87	0.50	CTSH	Cognizant Technology Solutions	A	2.33	0.50
2007-02-01	FLEX	Flex	C	-1.85	0.10	SHW	Sherwin-williams	A	2.28	0.10
2007-02-01	ISIL	Intersil	D	-2.87	0.10	WMB	Unisys Corp	A	2.31	0.10
2007-02-01	OXY	Occidental Petroleum	C	-1.85	0.10	WMB	Williams Companies	A	3.00	0.10
2007-02-01	FWRD	Forward Air	D	-2.85	0.00	VMC	Vulcan Materials Co	A	2.26	0.00
2007-02-01	SBE	Sibir Energy	D	-2.88	0.10	GT	Goodyear Tire & Rubber	A	2.41	0.10
2007-02-01	SII	Smith International	C	-1.86	0.10	MRO	Marathon Oil	A	2.42	0.10
2007-02-01	8795	T&d	D	-2.85	0.20	QWST	Qwest Communications	A	2.40	0.20
2007-02-01	VSH	Vishay Intertechnology	D	-2.87	0.10	DE	Deere	A	2.25	0.10
2007-02-01	4704	Trend Micro	D	-2.86	0.20	L	Loews	A	2.39	0.20
2007-02-01	CNX	Consol Energy	C	-1.88	0.30	PD	Phelps Dodge Corp Cap	A	2.51	0.30
2007-02-01	WFM	Whole Foods Market	D	-2.89	0.30	OMX	OfficeMax	A	2.34	0.30
2007-02-01	SBUX	Starbucks	C	-1.85	0.90	IGT	International Game Technology PLC	A	2.30	0.90
2007-02-01	RAVN	Raven Industries	D	-2.86	0.00	TEX	Terex	A	2.25	0.00
2007-02-01	MWW	Monster Worldwide	C	-1.86	0.60	BMS	Bemis	A	2.24	0.60
2007-02-01	OSIP	OSI Pharmaceuticals	C	-1.87	0.30	ZBH	Zimmer Biomet	A	2.26	0.30
2007-02-01	MCHX	Marchex	D	-2.88	0.00	DDS	Dillards	A	2.30	0.00
2007-02-01	JOY	Joy Global	C	-1.89	0.20	PCAR	Paccar	A	2.24	0.20
2007-02-01	WOOF	Vca	C	-1.85	0.10	JWN	Nordstrom	A	2.29	0.10
2007-02-01	8411	Mizuho Financial	D	-2.86	0.50	BSC	Bear Stearns Companies	A	2.36	0.50
2007-03-01	FLR	Fluor	C	-1.86	0.60	GD	General Dynamics	A	2.49	0.60
2007-03-01	CVD	Covance Inc	C	-1.85	0.20	AGN	Allergan	A	2.27	0.20
2007-03-01	8766	Tokio Marine	C	-1.84	0.10	PCG	Pg&e	A	2.95	0.10
2007-03-01	BBY	Best Buy	C	-1.87	0.50	BIG	Big Lots	A	2.38	0.50
2007-03-01	WRB	Wr Berkley	D	-2.87	0.20	AVB	Avalonbay Communities	A	2.63	0.20
2007-03-01	CREE	Cree	D	-2.87	0.10	NVDA	Nvidia	A	2.98	0.10
2007-03-01	7936	Asics	C	-1.86	0.10	RAI	Reynolds American	A	2.72	0.10
2007-03-01	QLGC	QLogic Corp	C	-1.87	0.20	LMT	Lockheed Martin	A	2.36	0.20
2007-03-01	DOV	Dover	C	-1.84	0.10	PTV	Pactiv Corp	A	2.32	0.10
2007-03-01	EXPD	Expeditors International Of Washington	C	-1.84	0.70	CVG	Convergys	A	2.31	0.70
2007-03-01	FAST	Fastenal	D	-2.88	0.20	VMC	Vulcan Materials Co	A	2.29	0.20
2007-03-01	8263	Daiei	D	-2.94	0.30	ASN	Archstone-Smith Trust	A	2.45	0.30
2007-03-01	9831	Yamada Denki	D	-2.85	0.50	GT	Goodyear Tire & Rubber	A	2.44	0.50
2007-03-01	LRCX	Lam Research	C	-1.87	0.10	BMC	BMC Software	A	2.35	0.10
2007-03-01	BEAS	BEA Systems	C	-1.88	0.50	CTSH	Cognizant Technology Solutions	A	2.35	0.50
2007-03-01	FLEX	Flex	C	-1.86	0.10	TEX	Terex	A	2.28	0.10
2007-03-01	ORCL	Oracle	C	-1.86	0.70	WMB	Unisys Corp	A	2.29	0.70
2007-03-01	OXY	Occidental Petroleum	C	-1.86	0.10	WMB	Williams Companies	A	3.00	0.10
2007-03-01	FWRD	Forward Air	D	-2.85	0.00	DE	Deere	A	2.26	0.00
2007-03-01	SLB	Schlumberger	C	-1.86	2.80	MRO	Marathon Oil	A	2.43	2.80
2007-03-01	SUPX	Supertex	C	-1.86	0.00	IAC	IAC InterActiveCorp	A	2.27	0.00
2007-03-01	UNFI	United Natural Foods	C	-1.87	0.30	WEN.2	Wendy's Intl	A	2.35	0.30

Date	Ticker	Name	R	SM	W (%)	Ticker	Name	R	SM	W (%)
2007-03-01	NVT	NAVTEQ	C	-1.85	0.10	JAVA	Sun Microsystems	A	2.26	0.10
2007-03-01	BIIB	Biogen	C	-1.86	0.30	ZBH	Zimmer Biomet	A	2.26	0.30
2007-03-01	4704	Trend Micro	D	-2.85	0.20	QWST	Qwest Communications	A	2.43	0.20
2007-03-01	CNX	Consol Energy	C	-1.88	0.40	PD	Phelps Dodge Corp Cap	A	2.52	0.40
2007-03-01	WFM	Whole Foods Market	D	-2.88	0.40	OMX	OfficeMax	A	2.35	0.40
2007-03-01	SBUX	Starbucks	C	-1.87	0.90	RSHCQ	RS Legacy Corp	A	2.30	0.90
2007-03-01	MWW	Monster Worldwide	C	-1.86	0.60	SHW	Sherwin-williams	A	2.26	0.60
2007-03-01	NDAQ	Nasdaq	C	-1.88	0.10	CME	Cme	A	2.53	0.10
2007-03-01	OSIP	OSI Pharmaceuticals	C	-1.87	0.30	CI	Cigna	A	2.26	0.30
2007-03-01	BTU	Peabody Energy Corp	D	-2.86	2.20	NUE	Nucor	A	2.44	2.20
2007-03-01	MCHX	Marchex	D	-2.87	0.00	DDS	Dillards	A	2.28	0.00
2007-03-01	JOY	Joy Global	C	-1.90	0.20	TIN	Temple Inland	A	2.26	0.20
2007-03-01	NVS	Novartis Adr	C	-1.85	0.20	SYK	Stryker	A	2.25	0.20
2007-03-01	8411	Mizuho Financial	D	-2.86	0.50	L	Loews	A	2.39	0.50
2007-04-02	ACI	Arch Coal	D	-2.91	0.70	NUE	Nucor	A	2.47	0.70
2007-04-02	CVD	Covance Inc	C	-1.86	0.30	SYK	Stryker	A	2.27	0.30
2007-04-02	AXP	American Express	C	-1.85	0.90	AVB	Avalonbay Communities	A	2.61	0.90
2007-04-02	BBY	Best Buy	D	-2.86	0.70	BIG	Big Lots	A	2.51	0.70
2007-04-02	BCR	C R Bard	C	-1.84	0.30	ZBH	Zimmer Biomet	A	2.27	0.30
2007-04-02	WRB	Wr Berkley	D	-2.86	0.20	ASN	Archstone-Smith Trust	A	2.44	0.20
2007-04-02	CREE	Cree	D	-2.87	0.10	BMC	BMC Software	A	2.35	0.10
2007-04-02	7936	Asics	C	-1.86	0.10	PCG	Pg&e	A	3.00	0.10
2007-04-02	QLGC	QLogic Corp	D	-2.88	0.30	LMT	Lockheed Martin	A	2.35	0.30
2007-04-02	JBL	Jabil Circuit	D	-2.87	0.20	PTV	Pactiv Corp	A	2.33	0.20
2007-04-02	8263	Daiei	D	-2.94	0.40	WMB	Williams Companies	A	3.00	0.40
2007-04-02	LRCX	Lam Research	C	-1.86	0.10		Unisys Corp	A	2.30	0.10
2007-04-02	BEAS	BEA Systems	D	-2.88	0.70	ADBE	Adobe Systems	A	2.26	0.70
2007-04-02	FLEX	Flex	C	-1.86	0.10	CVG	Convergys	A	2.31	0.10
2007-04-02	MNT	Mentor Corp	C	-1.86	0.40	CI	Cigna	A	2.26	0.40
2007-04-02	MXIM	Maxim Integrated Products	C	-1.86	0.30	IAC	IAC	A	2.26	0.30
2007-04-02	ORCL	Oracle	C	-1.85	0.80	IAC	InterActiveCorp	A	2.26	0.30
2007-04-02	JBLU	Jetblue Airways	C	-1.89	0.10	CPWR	Compuware Corp	A	2.26	0.80
2007-04-02	SUPX	Supertex	C	-1.88	0.10	OMX	OfficeMax	A	2.36	0.10
2007-04-02	4689	Yahoo Japan	D	-2.87	0.80	JAVA	Sun Microsystems	A	2.25	0.10
2007-04-02	UNFI	United Natural Foods	C	-1.87	0.40	GT	Goodyear Tire & Rubber	A	2.53	0.80
2007-04-02	NVT	NAVTEQ	C	-1.84	0.10	RSHCQ	RS Legacy Corp	A	2.34	0.40
2007-04-02	ALU	Alcatel-lucent	D	-2.88	0.30	NCR	Ncr	A	2.25	0.10
2007-04-02	4704	Trend Micro	D	-2.86	0.10	MRO	Marathon Oil	A	2.47	0.30
2007-04-02	WFM	Whole Foods Market	D	-2.89	0.60	QWST	Qwest Communications	A	2.44	0.10
2007-04-02	SBUX	Starbucks	D	-2.87	1.30	KSS	Kohl's	A	2.30	0.60
2007-04-02	MWW	Monster Worldwide	C	-1.87	0.70	DG.1	Dollar General	A	2.29	1.30
2007-04-02	GPRO	Gen-Probe	C	-1.85	0.10	TEX	Terex	A	2.31	0.70
2007-04-02	NDAQ	Nasdaq	C	-1.88	0.10	LH	Laboratory Corp Of America	A	2.25	0.10
2007-04-02	SNDK	Sandisk Corp	D	-2.89	0.10	L	Loews	A	2.41	0.10
2007-04-02	OSIP	OSI Pharmaceuticals	C	-1.87	0.30	EMC	EMC Corp	A	2.24	0.10
2007-04-02	BTU	Peabody Energy Corp	D	-2.86	2.30	ABT	Abbott Laboratories	A	2.25	0.30
2007-04-02	IM	Ingram Micro	C	-1.85	0.10	ATI	Allegheny Technologies	A	2.33	2.30
2007-04-02	JOY	Joy Global	C	-1.90	0.40	NVLS	Novellus Systems	A	2.24	0.10
2007-04-02	SWKS	Skyworks Solutions	C	-1.88	0.10	VMC	Vulcan Materials Co	A	2.29	0.40
2007-04-02	NVS	Novartis Adr	C	-1.85	0.30	ADCT	ADC Telecommu- nications	A	2.23	0.10
2007-04-02	MTXX	Matrixx Initiatives	D	-2.88	0.00	MHS	Medco Health Solutions	A	2.24	0.30
2007-04-02	CSAN3	Cosan Sa Industria E Comercio	D	-2.87	0.00	AET	Aetna	A	2.24	0.00
						FE	Firstenergy	A	2.36	0.00

Date	Ticker	Name	R	SM	W (%)	Ticker	Name	R	SM	W (%)
2007-04-02	2038	Fih Mobile	C	-1.86	0.10	MO	Altria	A	2.33	0.10
2007-04-02	BIDU	Baidu Adr	C	-1.88	0.40	KLAC	Kla-tencor	A	2.23	0.40
2007-05-01	DNA	Genentech	C	-1.85	1.10	MEDI	Medimmune	A	2.37	1.10
2007-05-01	BBY	Best Buy	D	-2.87	0.60	BIG	Big Lots	A	2.50	0.60
2007-05-01	WRB	Wr Berkley	D	-2.87	0.20	L	Loews	A	2.42	0.20
2007-05-01	QLGC	QLogic Corp	D	-2.87	0.30	LMT	Lockheed Martin	A	2.35	0.30
2007-05-01	CME	Cme	C	-1.86	0.30	ASN	Archstone-Smith Trust	A	2.41	0.30
2007-05-01	JBL	Jabil Circuit	D	-2.86	0.20	PTV	Pactiv Corp	A	2.34	0.20
2007-05-01	AKAM	Akamai Technologies	C	-1.88	0.50	BMC	BMC Software	A	2.36	0.50
2007-05-01	MTLQQ	Motors Liquidation Co	C	-1.86	0.20	GT	Goodyear Tire & Rubber	A	2.55	0.20
2007-05-01	8263	Daiei	D	-2.95	0.30	PCG	Pg&e	A	3.00	0.30
2007-05-01	LEN	Lennar	D	-2.87	0.80	MO	Altria	A	2.33	0.80
2007-05-01	BEAS	BEA Systems	D	-2.88	0.70		Unisys Corp	A	2.27	0.70
2007-05-01	FLEX	Flex	C	-1.86	0.10	TEX	Terex	A	2.33	0.10
2007-05-01	MNT	Mentor Corp	C	-1.88	0.30	CI	Cigna	A	2.28	0.30
2007-05-01	INPC	Inphonic	C	-1.89	0.10	QWST	Qwest Communications	A	2.44	0.10
2007-05-01	MXIM	Maxim Integrated Products	C	-1.84	0.30	IAC	IAC InterActiveCorp	A	2.27	0.30
2007-05-01	JBLU	Jetblue Airways	C	-1.90	0.10	RSHCQ	RS Legacy Corp	A	2.35	0.10
2007-05-01	SUPX	Supertex	D	-2.89	0.10	CPWR	Compuware Corp	A	2.27	0.10
2007-05-01	4689	Yahoo Japan	D	-2.86	0.80	WMB	Williams Companies	A	3.00	0.80
2007-05-01	UNFI	United Natural Foods	D	-2.86	0.40	AMZN	Amazon.com	A	2.34	0.40
2007-05-01	MRVL	Marvell Technology	D	-2.87	0.10	ADBE	Adobe Systems	A	2.26	0.10
2007-05-01	ALU	Alcatel-lucent	D	-2.86	0.30	MRO	Marathon Oil	A	2.47	0.30
2007-05-01		American Intl	C	-1.84	3.20	AIZ	Assurant	A	2.40	3.20
2007-05-01	WFM	Whole Foods Market	D	-2.88	0.50	OMX	OfficeMax	A	2.33	0.50
2007-05-01	SBUX	Starbucks	D	-2.87	1.20	DG.1	Dollar General	A	2.29	1.20
2007-05-01	MRX	Medicis Pharm	C	-1.87	0.20	ZBH	Zimmer Biomet	A	2.28	0.20
2007-05-01	MWW	Monster Worldwide	C	-1.88	0.60	CVG	Convergys	A	2.30	0.60
2007-05-01	GPRO	Gen-Probe	C	-1.84	0.10	LH	Laboratory Corp Of America	A	2.27	0.10
2007-05-01	SNDK	Sandisk Corp	D	-2.89	0.10	NCR	Ncr	A	2.26	0.10
2007-05-01	LYV	Live Nation Entertainment	C	-1.87	0.10	SVU	Supervalu	A	2.29	0.10
2007-05-01	IM	Ingram Micro	C	-1.85	0.10	EMC	EMC Corp	A	2.26	0.10
2007-05-01	JOY	Joy Global	C	-1.88	0.40	PCAR	Paccar	A	2.30	0.40
2007-05-01	SWKS	Skyworks Solutions	C	-1.85	0.10	ADCT	ADC Telecommunications	A	2.26	0.10
2007-05-01	2038	Fih Mobile	C	-1.86	0.00	NUE	Nucor	A	2.47	0.00
2007-05-01	BIDU	Baidu Adr	C	-1.85	0.50	XLNX	Xilinx	A	2.25	0.50
2007-06-01	DNA	Genentech	C	-1.85	1.00	MEDI	Medimmune	A	2.38	1.00
2007-06-01	CTSH	Cognizant Technology Solutions	C	-1.86	0.40	WFR	SunEdison	A	2.38	0.40
2007-06-01	SPLS	Staples	C	-1.85	1.70	BIG	Big Lots	A	2.49	1.70
2007-06-01	BBY	Best Buy	D	-2.86	0.60	RSHCQ	RS Legacy Corp	A	2.41	0.60
2007-06-01	WRB	Wr Berkley	D	-2.86	0.20	ASN	Archstone-Smith Trust	A	2.49	0.20
2007-06-01	QLGC	QLogic Corp	D	-2.88	0.30	TEX	Terex	A	2.37	0.30
2007-06-01	CME	Cme	C	-1.85	0.30	L	Loews	A	2.46	0.30
2007-06-01	JBL	Jabil Circuit	D	-2.86	0.20	LMT	Lockheed Martin	A	2.36	0.20
2007-06-01	AKAM	Akamai Technologies	C	-1.88	0.50	BMC	BMC Software	A	2.37	0.50
2007-06-01	4519	Chugai Pharmaceutical	C	-1.87	0.40	WMB	Williams Companies	A	3.00	0.40
2007-06-01	4043	Tokuyama Motors	C	-1.88	0.10	PCG	Pg&e	A	3.00	0.10
2007-06-01	MTLQQ	Motors Liquidation Co	C	-1.86	0.20	GT	Goodyear Tire & Rubber	A	2.61	0.20
2007-06-01	8263	Daiei	D	-2.95	0.30					
2007-06-01	IDTI	Integrated Device Technology	C	-1.85	0.20	CPWR	Compuware Corp	A	2.31	0.20
2007-06-01	JCP	Jc Penney	C	-1.84	0.40	AMZN	Amazon.com	A	2.38	0.40
2007-06-01	LEN	Lennar	D	-2.87	0.80	MO	Altria	A	2.34	0.80
2007-06-01	9303	Sumitomo Warehouse	C	-1.85	0.00	MRO	Marathon Oil	A	2.59	0.00

Date	Ticker	Name	R	SM	W (%)	Ticker	Name	R	SM	W (%)
2007-06-01	BEAS	BEA Systems	D	-2.87	0.70	EMC	EMC Corp	A	2.29	0.70
2007-06-01	FLEX	Flex	C	-1.85	0.10	PTV	Pactiv Corp	A	2.34	0.10
2007-06-01	MNT	Mentor Corp	C	-1.87	0.30	CI	Cigna	A	2.31	0.30
2007-06-01	INPC	Inphonic	C	-1.89	0.10	QWST	Qwest Communications	A	2.50	0.10
2007-06-01	MXIM	Maxim Integrated Products	C	-1.85	0.30		Unisys Corp	A	2.29	0.30
2007-06-01	JBLU	Jetblue Airways	D	-2.89	0.10	SVU	Supervalu	A	2.31	0.10
2007-06-01	RHI	Robert Half International	D	-2.86	0.50	CVG	Convergys	A	2.31	0.50
2007-06-01	INFY	Infosys Adr	C	-1.86	0.50	ADBE	Adobe Systems	A	2.28	0.50
2007-06-01	SUPX	Supertex	D	-2.88	0.10	NCR	Ncr	A	2.28	0.10
2007-06-01	4689	Yahoo Japan	D	-2.84	0.80	NUE	Nucor	A	2.51	0.80
2007-06-01	UNFI	United Natural Foods	D	-2.88	0.30	DJ	Dow Jones & Co	A	2.30	0.30
2007-06-01	MRVL	Marvell Technology	D	-2.87	0.10	CIEN	Ciena	A	2.26	0.10
2007-06-01	MOVE	Move	D	-2.89	0.00	ADSK	Autodesk	A	2.25	0.00
2007-06-01	FTD	Ftd Group	C	-1.86	0.00	DG.1	Dollar General	A	2.30	0.00
2007-06-01	WFM	Whole Foods Market	D	-2.89	0.50	KSS	Kohl's	A	2.29	0.50
2007-06-01	SBUX	Starbucks	D	-2.88	1.10	TIF	Tiffany	A	2.29	1.10
2007-06-01	AMMD	American Medical System	C	-1.86	0.10	AET	Aetna	A	2.29	0.10
2007-06-01	MRX	Medicis Pharm	C	-1.86	0.20	ESRX	Express Scripts Holding	A	2.29	0.20
2007-06-01	SIRF	Sirf Technology Holdings	D	-2.89	0.10	FDC	FirstDataOld	A	2.24	0.10
2007-06-01	MWW	Monster Worldwide	C	-1.87	0.60	PCAR	Paccar	A	2.31	0.60
2007-06-01	SNDK	Sandisk Corp	D	-2.89	0.10	IBM	IBM	A	2.24	0.10
2007-06-01	TGT	Target	C	-1.84	0.70	JWN	Nordstrom	A	2.28	0.70
2007-06-01	NVS	Novartis Adr	C	-1.84	0.20	LH	Laboratory Corp Of America	A	2.28	0.20
2007-07-02	DNA	Genentech Cognizant	D	-2.86	0.60	CI	Cigna	A	2.30	0.60
2007-07-02	CTSH	Technology Solutions	C	-1.87	0.40	WFR	SunEdison	A	2.39	0.40
2007-07-02	SPLS	Staples	C	-1.85	2.50	RSHCQ	RS Legacy Corp	A	2.41	2.50
2007-07-02	WRB	Wr Berkley	D	-2.87	0.20	ASN	Archstone-Smith Trust	A	2.47	0.20
2007-07-02	ECL	Ecolab	C	-1.84	0.10	NUE	Nucor	A	2.44	0.10
2007-07-02	JBL	Jabil Circuit	D	-2.87	0.20	PCP	Precision Castparts	A	2.39	0.20
2007-07-02	AKAM	Akamai Technologies	C	-1.86	0.60	BMC	BMC Software	A	2.35	0.60
2007-07-02	4519	Chugai Pharmaceutical	C	-1.89	0.40	WMB	Williams Companies	A	3.00	0.40
2007-07-02	8263	Daiei	D	-2.95	0.30					
2007-07-02	IDTI	Integrated Device Technology	C	-1.85	0.20	CPWR	Compuware Corp	A	2.33	0.20
2007-07-02	JCP	Jc Penney	C	-1.86	0.40	AMZN	Amazon.com	A	2.38	0.40
2007-07-02	LEN	Lennar	D	-2.89	0.90	GT	Goodyear Tire & Rubber	A	2.61	0.90
2007-07-02	9303	Sumitomo Warehouse	C	-1.86	0.00	PCG	Pg&e	A	2.94	0.00
2007-07-02	MNT	Mentor Corp	D	-2.87	0.30	ESRX	Express Scripts Holding	A	2.29	0.30
2007-07-02	JBLU	Jetblue Airways	D	-2.88	0.10	DG.1	Dollar General	A	2.30	0.10
2007-07-02	SBE	Sibir Energy	C	-1.84	0.10	MRO	Marathon Oil	A	2.57	0.10
2007-07-02	INFY	Infosys Adr	C	-1.86	0.60		Unisys Corp	A	2.32	0.60
2007-07-02	LSI	LSI	C	-1.88	0.10	EMC	EMC Corp	A	2.32	0.10
2007-07-02	SUPX	Supertex	D	-2.89	0.10	VRSN	Verisign	A	2.32	0.10
2007-07-02	WAG	Walgreens Boots Alliance	C	-1.85	0.30	TIF	Tiffany	A	2.30	0.30
2007-07-02	UNFI	United Natural Foods	D	-2.88	0.30	SVU	Supervalu	A	2.29	0.30
2007-07-02	MOVE	Move	D	-2.89	0.00	CIEN	Ciena	A	2.28	0.00
2007-07-02	SBUX	Starbucks	D	-2.89	0.80	DJ	Dow Jones & Co	A	2.28	0.80
2007-07-02	AMMD	American Medical System	C	-1.86	0.00	BOL	Bausch & Lomb	A	2.28	0.00
2007-07-02	MRX	Medicis Pharm	C	-1.87	0.20	LH	Laboratory Corp Of America	A	2.28	0.20
2007-07-02	SIRF	Sirf Technology Holdings	D	-2.89	0.10	NCR	Ncr	A	2.28	0.10

Date	Ticker	Name	R	SM	W (%)	Ticker	Name	R	SM	W (%)
2007-07-02	MWW	Monster Worldwide	C	-1.88	0.60	TEX	Terex	A	2.37	0.60
2007-07-02	LHCG	Lhc	C	-1.87	0.00	AET	Aetna	A	2.27	0.00
2007-07-02	NVS	Novartis Adr	C	-1.84	0.20	ZBH	Zimmer Biomet	A	2.27	0.20
2007-07-02	2038	Fih Mobile	C	-1.85	0.00	QWST	Qwest Communications	A	2.47	0.00
2007-08-01	DNA	Genentech	D	-2.86	0.60	ESRX	Express Scripts Holding	A	2.28	0.60
2007-08-01	MET	Metlife	C	-1.85	1.20	ASN	Archstone-Smith Trust	A	2.45	1.20
2007-08-01	CTSH	Cognizant Technology Solutions	C	-1.86	0.50	WFR	SunEdison	A	2.38	0.50
2007-08-01	SPLS	Staples	C	-1.86	2.50	AMZN	Amazon.com	A	2.43	2.50
2007-08-01	AVP	Avon Products	C	-1.86	0.30	GT	Goodyear Tire & Rubber	A	2.46	0.30
2007-08-01	BDX	Becton Dickinson	C	-1.84	0.90	MHS	Medco Health Solutions	A	2.28	0.90
2007-08-01	WRB	Wr Berkley	D	-2.88	0.20	L	Loews	A	2.43	0.20
2007-08-01	ECL	Ecolab	D	-2.85	0.10	NUE	Nucor	A	2.37	0.10
2007-08-01	AKAM	Akamai Technologies	C	-1.91	0.40	BMC	BMC Software	A	2.33	0.40
2007-08-01	4519	Chugai Pharmaceutical	D	-2.89	0.40	WMB	Williams Companies	A	3.00	0.40
2007-08-01	8263	Daiei	D	-2.96	0.20	HLT	Hilton Hotels Corp	A	2.31	0.40
2007-08-01	JCP	Jc Penney	C	-1.87	0.40	CI	Cigna	A	2.27	0.70
2007-08-01	JNJ	Johnson & Johnson	D	-2.85	0.70	MO	Altria	A	2.32	0.80
2007-08-01	LEN	Lennar	D	-2.91	0.80	MRO	Marathon Oil	A	2.51	0.00
2007-08-01	9303	Sumitomo Warehouse	C	-1.88	0.00	AET	Aetna	A	2.26	0.30
2007-08-01	MDT	Medtronic	C	-1.84	0.30	JNS	Janus Capital	A	2.35	1.30
2007-08-01	MER	Merrill Lynch	C	-1.88	1.30	SYK	Stryker	A	2.26	0.40
2007-08-01	MNT	Mentor Corp	D	-2.87	0.40	EMC	EMC Corp	A	2.33	0.60
2007-08-01	INFY	Infosys Adr	C	-1.86	0.60	VRSN	Verisign	A	2.28	0.10
2007-08-01	LSI	LSI	D	-2.90	0.10	RSHCQ	RS Legacy Corp	A	2.30	0.30
2007-08-01	WAG	Walgreens Boots Alliance	D	-2.84	0.30	AMP	Ameriprise Financial	A	2.30	0.60
2007-08-01	WFC	Wells Fargo	D	-2.84	0.60	DJ	Dow Jones & Co	A	2.28	0.30
2007-08-01	UNFI	United Natural Foods	D	-2.88	0.30	AYE	Unisys Corp	A	2.28	0.00
2007-08-01	MOVE	Move	D	-2.92	0.00	AYE	Allegheny Energy	A	2.34	0.30
2007-08-01	ETR	Entergy	C	-1.86	0.30	DYNIQ	Dynegy	A	2.33	0.20
2007-08-01	SRE	Sempra Energy	C	-1.86	0.20	TIF	Tiffany	A	2.27	0.90
2007-08-01	SBUX	Starbucks	D	-2.89	0.90	LH	Laboratory Corp Of America	A	2.26	0.10
2007-08-01	AMMD	American Medical System	C	-1.86	0.10	BOL	Bausch & Lomb	A	2.25	0.20
2007-08-01	MRX	Medicis Pharm	C	-1.88	0.20	NCR	Ncr	A	2.27	0.10
2007-08-01	SIRF	Sirf Technology Holdings	D	-2.90	0.10	PCP	Precision Castparts	A	2.42	0.50
2007-08-01	MWW	Monster Worldwide	C	-1.89	0.50	SVU	Supervalu	A	2.27	0.30
2007-08-01	TWX	Time Warner	C	-1.86	0.30	NTRS	Northern Trust	A	2.27	0.30
2007-08-01	WB	Wachovia	D	-2.87	0.30	BAX	Baxter International	A	2.24	0.00
2007-08-01	LHCG	Lhc	C	-1.88	0.00	CBSS	Compass Bancshares	A	2.27	1.10
2007-08-01	PRU	Prudential Financial	C	-1.86	1.10	STJ	St Jude Medical Inc	A	2.24	0.20
2007-08-01	NVS	Novartis Adr	D	-2.85	0.20	QWST	Qwest Communications	A	2.41	0.10
2007-08-01	CSAN3	Cosan Sa Industria E Comercio	D	-2.87	0.10	TEX	Terex	A	2.37	0.00
2007-08-01	2038	Fih Mobile	C	-1.86	0.00	NUE	Nucor	A	2.39	0.60
2007-09-03	ACI	Arch Coal	C	-1.88	0.60	ESRX	Express Scripts Holding	A	2.31	0.60
2007-09-03	DNA	Genentech	D	-2.86	0.60	PCP	Precision Castparts	A	2.40	0.10
2007-09-03	LSTR	Landstar System	C	-1.86	0.10	L	Loews	A	2.42	1.30
2007-09-03	MET	Metlife	C	-1.85	1.30	WFR	SunEdison	A	2.38	0.40
2007-09-03	CTSH	Cognizant Technology Solutions	C	-1.87	0.40	AMP	Ameriprise Financial	A	2.31	2.50
2007-09-03	AIG	American International	C	-1.85	2.50					

Date	Ticker	Name	R	SM	W (%)	Ticker	Name	R	SM	W (%)
2007-09-03	SPLS	Staples	D	-2.86	2.50	AMZN	Amazon.com	A	2.44	2.50
2007-09-03	AVP	Avon Products	C	-1.86	0.30	GT	Goodyear Tire & Rubber	A	2.47	0.30
2007-09-03	BDX	Becton Dickinson	C	-1.84	0.90	MHS	Medco Health Solutions	A	2.28	0.90
2007-09-03	WRB	Wr Berkley	D	-2.88	0.20	JNS	Janus Capital	A	2.31	0.20
2007-09-03	8801	Mitsui Fudosan	C	-1.87	0.50	PCAR	Paccar	A	2.31	0.50
2007-09-03	ECL	Ecolab	D	-2.85	0.10	FCX	Freeport-mcmoran	A	2.27	0.10
2007-09-03	VWS	Vestas Wind Systems	C	-1.84	0.20	PEP	Pepsico	A	2.30	0.20
2007-09-03	AKAM	Akamai Technologies	D	-2.91	0.40	BMC	BMC Software	A	2.35	0.40
2007-09-03	4519	Chugai Pharmaceutical	D	-2.89	0.40	LUK	Leucadia National	A	2.29	0.40
2007-09-03	8263	Daiei	D	-2.97	0.20	WMB	Williams Companies	A	3.00	0.30
2007-09-03	CHK	Chesapeake Energy	C	-1.86	0.30	BEN	Franklin Resources	A	2.27	0.10
2007-09-03	MS	Morgan Stanley	C	-1.86	0.10	HLT	Hilton Hotels Corp	A	2.32	0.40
2007-09-03	JCP	Jc Penney	C	-1.87	0.40	AET	Aetna	A	2.27	0.70
2007-09-03	JNJ	Johnson & Johnson	D	-2.85	0.70	MO	Altria	A	2.33	0.70
2007-09-03	LEN	Lennar	D	-2.92	0.70	GR	Goodrich	A	2.28	0.00
2007-09-03	9303	Sumitomo Warehouse	D	-2.87	0.00	SYK	Stryker	A	2.27	0.30
2007-09-03	MDT	Medtronic	C	-1.84	0.30	NTRS	Northern Trust	A	2.26	1.30
2007-09-03	MER	Merrill Lynch	D	-2.87	1.30	UNM	Unum	A	2.25	0.20
2007-09-03	MHFI	McGraw Hill Fin	C	-1.88	0.20	PFJ	Principal Financial	A	2.25	0.00
2007-09-03	EVR	Evercore Partners	D	-2.91	0.00	EMC	EMC Corp	A	2.34	0.50
2007-09-03	INFY	Infosys Adr	C	-1.87	0.50	CBSS	Compass Bancshares	A	2.25	0.30
2007-09-03	SCHW	Charles Schwab	C	-1.85	0.30	VRSN	Verisign	A	2.31	0.10
2007-09-03	LSI	LSI	D	-2.90	0.10	LMT	Lockheed Martin	A	2.36	0.50
2007-09-03	CHRW	C.h.robinson Worldwide	C	-1.86	0.50	NVDA	Nvidia	A	2.30	0.80
2007-09-03	TER	Teradyne	C	-1.86	0.80	JCI	Johnson Controls	A	2.28	0.10
2007-09-03	8795	T&d	D	-2.87	0.10	DJ	Dow Jones & Co	A	2.29	0.30
2007-09-03	UNFI	United Natural Foods	D	-2.88	0.30	NOV	National Oilwell Varco	A	2.36	0.50
2007-09-03	EOG	Eog Resources	C	-1.86	0.50	CIEN	Ciena	A	2.29	0.00
2007-09-03	MOVE	Move	D	-2.92	0.00	AYE	Allegheny Energy	A	2.32	0.30
2007-09-03	ETR	Entergy	C	-1.86	0.30	CEG	Constellation Energy	A	2.27	0.10
2007-09-03	SRE	Sempra Energy	C	-1.86	0.10	LH	Laboratory Corp Of America	A	2.27	0.20
2007-09-03	INVA	Innoviva	C	-1.86	0.20	SIAL	Sigma Aldrich	A	2.27	0.30
2007-09-03	RS	Reliance Steel And Aluminum	C	-1.86	0.30	TIF	Tiffany	A	2.29	0.90
2007-09-03	SBUX	Starbucks	D	-2.88	0.90	BOL	Bausch & Lomb	A	2.26	0.20
2007-09-03	MRX	Medicis Pharm	D	-2.87	0.20	HPQ	Hewlett-Packard	A	2.27	0.10
2007-09-03	SIRF	Sirf Technology Holdings	D	-2.91	0.10	TEX	Terex	A	2.34	0.50
2007-09-03	MWW	Monster Worldwide	D	-2.90	0.50	SVU	Supervalu	A	2.27	0.30
2007-09-03	TWX	Time Warner	C	-1.86	0.30	AOC	Aon plc	A	2.21	0.10
2007-09-03	NDAQ	Nasdaq	C	-1.84	0.10	PCL	Plum Creek Timber Co	A	2.21	0.10
2007-09-03	MCO	Moody's	D	-2.90	0.10	DE	Deere	A	2.33	0.10
2007-09-03	UTIW	UTI Worldwide	D	-2.87	0.10	BAX	Baxter International	A	2.25	0.30
2007-09-03	OSIP	OSI Pharmaceuticals	D	-2.84	0.30	MCD	Mcdonald's	A	2.26	0.10
2007-09-03	LYV	Live Nation Entertainment	C	-1.85	0.10	SLM	Slm International	A	2.21	0.30
2007-09-03	WB	Wachovia	D	-2.86	0.30	IFF	Flavors & Fragrances	A	2.26	2.30
2007-09-03	BTU	Peabody Energy Corp	C	-1.87	2.30	WY	Weyerhaeuser	A	2.21	0.70
2007-09-03	HIG	The Hartford Financial Services	C	-1.86	0.70	BMJ	Bristol-myers Squibb	A	2.23	0.00
2007-09-03	LHCG	Lhc	C	-1.90	0.00	IBM	IBM	A	2.26	0.10
2007-09-03	IM	Ingram Micro	C	-1.85	0.10	AFL	Aflac	A	2.20	1.10
2007-09-03	PRU	Prudential Financial	C	-1.85	1.10	STJ	St Jude Medical Inc	A	2.23	0.30
2007-09-03	BKD	Brookdale Senior Living	D	-2.87	0.30					

Date	Ticker	Name	R	SM	W (%)	Ticker	Name	R	SM	W (%)
2007-09-03	NVS	Novartis Adr	D	-2.85	0.20	HCR	Manor Care	A	2.23	0.20
2007-09-03	PXP	Plains Exploration & Production	C	-1.88	0.00	XOM	Exxon Mobil	A	2.26	0.00
2007-09-03	CSAN3	Cosan Sa Industria E Comercio	D	-2.91	0.10	SHW	Sherwin-williams	A	2.27	0.10
2007-09-03	2038	Fih Mobile	D	-2.86	0.00	TSN	Tyson Foods	A	2.27	0.00
2007-10-01	LSTR	Landstar System	D	-2.86	0.10	PCP	Precision Castparts	A	2.46	0.10
2007-10-01	FLO	Flowers Foods	C	-1.84	0.10	GT	Goodyear Tire & Rubber	A	2.51	0.10
2007-10-01	AIG	American International	D	-2.84	1.40	L	Loews	A	2.44	1.40
2007-10-01	SPLS	Staples	D	-2.87	2.60	AMZN	Amazon.com	A	2.52	2.60
2007-10-01	AVP	Avon Products	C	-1.85	0.30	MO	Altria	A	2.33	0.30
2007-10-01	AXP	American Express	C	-1.85	0.40	JNS	Janus Capital	A	2.35	0.40
2007-10-01	BEN	Franklin Resources	C	-1.85	0.70	NTRS	Northern Trust	A	2.29	0.70
2007-10-01	WRB	Wr Berkley	D	-2.88	0.10	UNM	Unum	A	2.26	0.10
2007-10-01	CFC	Countrywide Financial	D	-2.92	0.60	AOC	Aon plc	A	2.23	0.60
2007-10-01	CTX	Centex Corp	D	-2.92	0.30	PEP	Pepsico	A	2.33	0.30
2007-10-01	8801	Mitsui Fudosan	C	-1.87	0.50	FCX	Freeport-mcmoran	A	2.35	0.50
2007-10-01	DDR	Ddr	D	-2.87	0.40	HCBK	Hudson City Bancorp	A	2.22	0.40
2007-10-01	FDX	Fedex	D	-2.85	0.10	TEX	Terex	A	2.39	0.10
2007-10-01	AKAM	Akamai Technologies	D	-2.92	0.40	WFR	SunEdison	A	2.37	0.40
2007-10-01	4519	Chugai Pharmaceutical	D	-2.90	0.30	VRSN	Verisign	A	2.33	0.30
2007-10-01	8572	Acom	D	-2.91	0.30	SIAL	Sigma Aldrich	A	2.30	0.30
2007-10-01	8263	Daiei	D	-2.97	0.20					
2007-10-01	CHK	Chesapeake Energy	C	-1.84	0.30	WMB	Williams Companies	A	3.00	0.30
2007-10-01	9831	Yamada Denki	C	-1.86	0.60	CIEN	Ciena	A	2.29	0.60
2007-10-01	MS	Morgan Stanley	C	-1.86	0.10	WY	Weyerhaeuser	A	2.22	0.10
2007-10-01	JCP	Jc Penney	D	-2.88	0.30	HLT	Hilton Hotels Corp	A	2.33	0.30
2007-10-01	KBH	Kb Home	D	-2.92	0.00	LUK	Leucadia National	A	2.32	0.00
2007-10-01	LEN	Lennar	D	-2.93	0.60	JCI	Johnson Controls International	A	2.29	0.60
2007-10-01	9303	Sumitomo Warehouse	D	-2.88	0.00	IFF	Flavors & Fragrances	A	2.28	0.00
2007-10-01	MBI	Mbia	D	-2.86	0.30	PCL	Plum Creek Timber Co	A	2.22	0.30
2007-10-01	MHFI	McGraw Hill Fin	D	-2.88	0.20	AFL	Aflac	A	2.22	0.20
2007-10-01	EVR	Evercore Partners	D	-2.89	0.00	FII	Federated Investors	A	2.22	0.00
2007-10-01	NSC	Norfolk Southern	C	-1.85	0.10	DE	Deere	A	2.37	0.10
2007-10-01	EPD	Enterprise Products Partners	C	-1.85	0.10	NOV	National Oilwell Varco	A	2.41	0.10
2007-10-01	JBLU	Jetblue Airways	D	-2.86	0.10	TIF	Tiffany	A	2.30	0.10
2007-10-01	RHI	Robert Half International	D	-2.87	0.40	PCAR	Paccar	A	2.31	0.40
2007-10-01	INFY	Infosys Adr	D	-2.86	0.50	EMC	EMC Corp	A	2.36	0.50
2007-10-01	SCHW	Charles Schwab	C	-1.84	0.30	SLM	Slm	A	2.20	0.30
2007-10-01	TER	Teradyne	C	-1.87	0.50	BMC	BMC Software	A	2.36	0.50
2007-10-01	8795	T&d	D	-2.86	0.20	HPQ	Hewlett-Packard	A	2.28	0.20
2007-10-01	TOL	Toll Brothers	D	-2.90	0.10	VFC	Vf	A	2.26	0.10
2007-10-01	ITGR	Integer	C	-1.87	0.10	GR	Goodrich	A	2.31	0.10
2007-10-01	UNFI	United Natural Foods	D	-2.88	0.30	DJ	Dow Jones & Co	A	2.29	0.30
2007-10-01	EOG	Eog Resources	C	-1.85	0.50	WFT	Weatherford International	A	2.29	0.50
2007-10-01	MOVE	Move	D	-2.92	0.00	NVDA	Nvidia	A	2.33	0.00
2007-10-01	ETR	Entergy	C	-1.85	0.30	AYE	Allegheny Energy	A	2.33	0.30
2007-10-01	FTD	Ftd Group	C	-1.86	0.00	EBAY	Ebay	A	2.29	0.00
2007-10-01	SRE	Sempra Energy	C	-1.85	0.10	CEG	Constellation Energy	A	2.28	0.10
2007-10-01	GS	Goldman Sachs	C	-1.84	0.40	CME	Cme	A	2.20	0.40
2007-10-01	SSP	E.w. Scripps	D	-2.85	0.10	YUM	Yum Brands	A	2.24	0.10
2007-10-01	CEPH	Cephalon	C	-1.85	0.30	ESRX	Express Scripts Holding	A	2.31	0.30
2007-10-01	MRO	Marathon Oil	C	-1.86	0.10	XOM	Exxon Mobil	A	2.28	0.10
2007-10-01	INVA	Innoviva	D	-2.88	0.10	AET	Aetna	A	2.29	0.10
2007-10-01	SBUX	Starbucks	D	-2.89	0.90	SVU	Supervalu	A	2.23	0.90
2007-10-01	MRX	Medicis Pharm	D	-2.87	0.10	MHS	Medco Health Solutions	A	2.29	0.10

Date	Ticker	Name	R	SM	W (%)	Ticker	Name	R	SM	W (%)
2007-10-01	MTU	Mitsubishi Ufj Financial Adr	D	-2.91	0.00	HPC	Hercules	A	2.20	0.00
2007-10-01	MWW	Monster Worldwide	D	-2.90	0.50	PKI	Perkinelmer	A	2.28	0.50
2007-10-01	WSO	Watsco	C	-1.88	0.10	ETN	Eaton Corp PLC	A	2.27	0.10
2007-10-01	DHI	D.r. Horton	D	-2.93	0.00	WVY	Wrigley	A	2.26	0.00
2007-10-01	TWX	Time Warner	D	-2.86	0.40	AZO	Autozone	A	2.23	0.40
2007-10-01	UTIW	UTI Worldwide	D	-2.86	0.10	PLL	Pall Corp	A	2.26	0.10
2007-10-01	OSIP	OSI Pharmaceuticals	D	-2.84	0.30	SYK	Stryker	A	2.29	0.30
2007-10-01	WB	Wachovia	D	-2.86	0.30	CBH	Commerce Bancorp NJ	A	2.20	0.30
2007-10-01	BTU	Peabody Energy Corp	C	-1.85	1.30	NUE	Nucor	A	2.43	1.30
2007-10-01	HIG	The Hartford Financial Services	C	-1.85	0.50	SCN	Prologis	B	1.19	0.50
2007-10-01	MKC	Mccormick	D	-2.84	0.00	CL	Colgate-palmolive	A	2.25	0.00
2007-10-01	LHCG	Lhc	D	-2.89	0.00	LH	Laboratory Corp Of America	A	2.27	0.00
2007-10-01	TGT	Target	C	-1.85	0.70	CBS	Cbs	A	2.22	0.70
2007-10-01	PRU	Prudential Financial	C	-1.84	0.90	BBT	Bb&t	B	1.19	0.90
2007-10-01	BKD	Brookdale Senior Living	D	-2.86	0.30	BOL	Bausch & Lomb	A	2.26	0.30
2007-10-01	MWA	Mueller Water Products	D	-2.89	0.10	LLL	L-3 Communications	A	2.26	0.10
2007-10-01	PXP	Plains Exploration & Production	D	-2.86	0.00	MUR	Murphy Oil	A	2.27	0.00
2007-10-01	CSAN3	Cosan Sa Industria E Comercio	D	-2.90	0.10	ADSK	Autodesk	A	2.28	0.10
2007-10-01	T82U	Suntec	C	-1.85	0.70	NEE	Nextera Energy	A	2.27	0.70
2007-10-01	2038	Fih Mobile	D	-2.86	0.00	CNX	Consol Energy	A	2.27	0.00
2007-11-01	LSTR	Landstar System	D	-2.87	0.10	JEC	Jacobs Engineering	A	2.75	0.10
2007-11-01	FLO	Flowers Foods	C	-1.85	0.10	GT	Goodyear Tire & Rubber	A	2.50	0.10
2007-11-01	AIG	American International	D	-2.86	1.20	L	Loews	A	2.43	1.20
2007-11-01	ALTR	Altera Corp.	C	-1.87	0.20	EMC	EMC Corp	A	2.43	0.20
2007-11-01	AMAT	Applied Materials	C	-1.86	0.80	WFR	SunEdison	A	2.43	0.80
2007-11-01	AMR	AMR Corp	D	-2.90	0.20	AMZN	Amazon.com	A	2.48	0.20
2007-11-01	7751	Canon	D	-2.87	1.10	NOV	National Oilwell Varco	A	2.39	1.10
2007-11-01	SPLS	Staples	D	-2.87	2.60	EXPE	Expedia	A	2.41	2.60
2007-11-01	AXP	American Express	C	-1.85	0.40	JNS	Janus Capital	A	2.39	0.40
2007-11-01	BEN	Franklin Resources	C	-1.86	0.60	NTRS	Northern Trust	A	2.31	0.60
2007-11-01	WRB	Wr Berkley	D	-2.88	0.10	UNM	Unum	A	2.26	0.10
2007-11-01	CAT	Caterpillar	C	-1.86	0.40	PCP	Precision Castparts	A	2.46	0.40
2007-11-01	CBE	Cooper Industries	C	-1.85	0.30	DE	Deere	A	2.37	0.30
2007-11-01	8801	Mitsui Fudosan	C	-1.87	0.50	AYE	Allegheny Energy	A	2.37	0.50
2007-11-01	EFX	Equifax	D	-2.86	0.60	AFL	Aflac	A	2.24	0.60
2007-11-01	FDX	Fedex	D	-2.86	0.10	GR	Goodrich	A	2.30	0.10
2007-11-01	AKAM	Akamai Technologies	D	-2.89	0.20	BMC	BMC Software	A	2.38	0.20
2007-11-01	8263	Daiei	D	-2.97	0.10					
2007-11-01	9831	Yamada Denki	C	-1.85	0.60	CNX	Consol Energy	A	2.31	0.60
2007-11-01	MS	Morgan Stanley	D	-2.85	0.10	AOC	Aon plc	A	2.23	0.10
2007-11-01	JCP	Jc Penney	D	-2.90	0.10	DJ	Dow Jones & Co	A	2.29	0.10
2007-11-01	KBH	Kb Home	D	-2.92	0.10	MO	Altria	A	2.34	0.10
2007-11-01	LEN	Lennar	D	-2.94	0.50	PEP	Pepsico	A	2.32	0.50
2007-11-01	9303	Sumitomo Warehouse	D	-2.89	0.00	SIAL	Sigma Aldrich	A	2.30	0.00
2007-11-01	LRCX	Lam Research	C	-1.86	0.10	CIEN	Ciena	A	2.35	0.10
2007-11-01	LUV	Southwest Airlines	D	-2.86	0.10	TIF	Tiffany	A	2.29	0.10
2007-11-01	MHFI	McGraw Hill Fin	D	-2.89	0.20	FII	Federated Investors	A	2.23	0.20
2007-11-01	MIL	Millipore	C	-1.84	0.10	ESRX	Express Scripts Holding	A	2.36	0.10
2007-11-01	MXIM	Maxim Integrated Products	D	-2.87	0.20	GOOGL	Google Class A	A	2.32	0.20
2007-11-01	NSC	Norfolk Southern	C	-1.86	0.10	LLL	L-3 Communications	A	2.27	0.10
2007-11-01	EPD	Enterprise Products Partners	C	-1.84	0.10	WMB	Williams Companies	A	3.00	0.10

Date	Ticker	Name	R	SM	W (%)	Ticker	Name	R	SM	W (%)
2007-11-01	FWRD	Forward Air	D	-2.87	0.00	NOC	Northrop Grumman	A	2.26	0.00
2007-11-01	JBLU	Jetblue Airways	D	-2.87	0.10	YUM	Yum Brands	A	2.27	0.10
2007-11-01	RL	Ralph Lauren	D	-2.89	0.10	LUK	Leucadia National	A	2.32	0.10
2007-11-01	RHI	Robert Half International	D	-2.87	0.40	TXT	Textron	A	2.26	0.40
2007-11-01	TER	Teradyne	D	-2.89	0.30	VRSN	Verisign	A	2.32	0.30
2007-11-01	8795	T&d	D	-2.86	0.20	CEG	Constellation Energy	A	2.30	0.20
2007-11-01	TOL	Toll Brothers	D	-2.90	0.10	VFC	Vf	A	2.26	0.10
2007-11-01	TXN	Texas Instruments	C	-1.86	0.10	NVDA	Nvidia	A	2.31	0.10
2007-11-01	ITGR	Integer	C	-1.88	0.10	PH	Parker-hannifin	A	2.26	0.10
2007-11-01	UNFI	United Natural Foods	D	-2.85	0.30	EBAY	Ebay	A	2.25	0.30
2007-11-01	FTD	Ftd Group	D	-2.88	0.00	AZO	Autozone	A	2.24	0.00
2007-11-01	A	Agilent Technologies	C	-1.85	0.20	PLL	Pall Corp	A	2.25	0.20
2007-11-01	CEPH	Cephalon	C	-1.86	0.30	MHS	Medco Health Solutions	A	2.32	0.30
2007-11-01	MRO	Marathon Oil	C	-1.85	0.00	NBL	Noble Energy	A	2.77	0.00
2007-11-01	RS	Reliance Steel And Aluminum	C	-1.84	0.30	FCX	Freeport-mcmoran	A	2.35	0.30
2007-11-01	SBUX	Starbucks	D	-2.89	0.90	SVU	Supervalu	A	2.24	0.90
2007-11-01	MRX	Medicis Pharm	D	-2.88	0.10	AET	Aetna	A	2.30	0.10
2007-11-01	HSII	Heidrick & Struggles International	D	-2.88	0.00	CSX	Csx	A	2.25	0.00
2007-11-01	MTU	Mitsubishi Ufj Financial Adr	D	-2.91	0.00	WY	Weyerhaeuser	A	2.22	0.00
2007-11-01	ACN	Accenture Cl A	C	-1.85	0.10	PKI	Perkinelmer	A	2.25	0.10
2007-11-01	MWW	Monster Worldwide	D	-2.89	0.60	ETN	Eaton Corp PLC	A	2.24	0.60
2007-11-01	WSO	Watsco	D	-2.89	0.00	RRD	R.r.donnelley&sons	A	2.23	0.00
2007-11-01	DHI	D.r. Horton	D	-2.94	0.00	CL	Colgate-palmolive	A	2.26	0.00
2007-11-01	TWX	Time Warner	D	-2.87	0.40	WFM	Whole Foods Market	A	2.22	0.40
2007-11-01	UTIW	UTI Worldwide	D	-2.86	0.10	TEK	Tektronix	A	2.23	0.10
2007-11-01	ACT	Actavis	C	-1.85	2.00	SYK	Stryker	A	2.28	2.00
2007-11-01	LYV	Live Nation Entertainment	D	-2.87	0.10	IGT	International Game Technology PLC	A	2.21	0.10
2007-11-01	WB	Wachovia	D	-2.88	0.20	CME	Cme	A	2.22	0.20
2007-11-01	HIG	The Hartford Financial Services	C	-1.85	0.50	PCL	Plum Creek Timber Co	A	2.22	0.50
2007-11-01	MKC	Mccormick	D	-2.85	0.00	KO	Coca-cola	A	2.25	0.00
2007-11-01	LHCG	Lhc	D	-2.88	0.00	BAX	Baxter International	A	2.27	0.00
2007-11-01	CNR	Canadian National Railway	C	-1.86	0.30	NEE	Nextera Energy	A	2.29	0.30
2007-11-01	TGT	Target	C	-1.86	0.60	COST	Costco Wholesale	A	2.20	0.60
2007-11-01	BKD	Brookdale Senior Living	D	-2.87	0.30	HCR	Manor Care	A	2.24	0.30
2007-11-01	MWA	Mueller Water Products	D	-2.90	0.10	BLL	Ball	A	2.23	0.10
2007-11-01	MTXX	Matrixx Initiatives	C	-1.87	0.00	HUM	Humana	A	2.23	0.00
2007-11-01	CSAN3	Cosan Sa Industria E Comercio	D	-2.89	0.10	MSFT	Microsoft	A	2.29	0.10
2007-11-01	T82U	Suntec	C	-1.85	0.80	HPQ	Hewlett-Packard	A	2.28	0.80
2007-11-01	2038	Fih Mobile	D	-2.86	0.00	STR	Questar Corp	A	2.27	0.00
2007-12-03	DNA	Genentech	D	-2.85	0.50	ESRX	Express Scripts Holding	A	2.39	0.50
2007-12-03	LSTR	Landstar System	D	-2.86	0.10	JEC	Jacobs Engineering	A	2.77	0.10
2007-12-03	AIG	American International	D	-2.86	1.50	L	Loews	A	2.42	1.50
2007-12-03	ALTR	Altera Corp.	C	-1.88	0.20	WFR	SunEdison	A	2.46	0.20
2007-12-03	AMAT	Applied Materials	C	-1.87	1.00	BMC	BMC Software	A	2.38	1.00
2007-12-03	AMR	AMR Corp	D	-2.92	0.20	EXPE	Expedia	A	2.42	0.20
2007-12-03	7751	Canon	D	-2.87	1.10	WMB	Williams Companies	A	3.00	1.10
2007-12-03	SPLS	Staples	D	-2.86	2.80	DJ	Dow Jones & Co	A	2.29	2.80
2007-12-03	AXP	American Express	D	-2.85	0.40	JNS	Janus Capital	A	2.40	0.40
2007-12-03	BEN	Franklin Resources	C	-1.86	0.60	NTRS	Northern Trust	A	2.34	0.60
2007-12-03	CAT	Caterpillar	C	-1.86	0.40	DE	Deere	A	2.43	0.40

Date	Ticker	Name	R	SM	W (%)	Ticker	Name	R	SM	W (%)
2007-12-03	CBE	Cooper Industries	C	-1.86	0.20	FLR	Fluor	A	2.33	0.20
2007-12-03	CFC	Countrywide Financial	D	-2.96	0.10					
2007-12-03	7936	Asics	C	-1.86	0.10	NBL	Noble Energy	A	2.75	0.10
2007-12-03	8801	Mitsui Fudosan	C	-1.88	0.50	NOV	National Oilwell Varco	A	2.39	0.50
2007-12-03	EFX	Equifax	D	-2.87	0.60	UNM	Unum	A	2.25	0.60
2007-12-03	RENT3	Localiza Rent A Car	D	-2.86	0.10	AYE	Allegheny Energy	A	2.38	0.10
2007-12-03	FDX	Fedex	D	-2.86	0.10	GR	Goodrich	A	2.32	0.10
2007-12-03	JBL	Jabil Circuit	D	-2.89	0.30	LLL	L-3 Communications	A	2.28	0.30
2007-12-03	8263	Daiei	D	-2.98	0.00					
2007-12-03	MS	Morgan Stanley	D	-2.87	0.10	AOC	Aon plc	A	2.25	0.10
2007-12-03	JCP	Jc Penney	D	-2.92	0.10	TIF	Tiffany	A	2.27	0.10
2007-12-03	KBH	Kb Home	D	-2.94	0.00	GT	Goodyear Tire & Rubber	A	2.48	0.00
2007-12-03	LEN	Lennar	D	-2.95	0.40					
2007-12-03	9303	Sumitomo Warehouse	D	-2.89	0.00	CEG	Constellation Energy	A	2.32	0.00
2007-12-03	LRCX	Lam Research	C	-1.87	0.10	EMC	EMC Corp	A	2.33	0.10
2007-12-03	LUV	Southwest Airlines	D	-2.86	0.10	SVU	Supervalu	A	2.26	0.10
2007-12-03	MHFI	McGraw Hill Fin	D	-2.89	0.20	AFL	Aflac	A	2.24	0.20
2007-12-03	MXIM	Maxim Integrated Products	D	-2.89	0.20	CIEN	Ciena	A	2.32	0.20
2007-12-03	NSC	Norfolk Southern	C	-1.85	0.10	TXT	Textron	A	2.27	0.10
2007-12-03	JBLU	Jetblue Airways	D	-2.90	0.10	YUM	Yum Brands	A	2.25	0.10
2007-12-03	RL	Ralph Lauren	D	-2.89	0.10	MO	Altria	A	2.37	0.10
2007-12-03	RHI	Robert Half International	D	-2.89	0.30	PH	Parker-hannifin	A	2.26	0.30
2007-12-03	TER	Teradyne	D	-2.90	0.30	GOOGL	Google Class A	A	2.31	0.30
2007-12-03	8795	T&d	D	-2.87	0.10	NEE	Nextera Energy	A	2.31	0.10
2007-12-03	TOL	Toll Brothers	D	-2.90	0.40	PEP	Pepsico	A	2.34	0.40
2007-12-03	TXN	Texas Instruments	C	-1.87	0.10	NVDA	Nvidia	A	2.28	0.10
2007-12-03	ITGR	Integer	D	-2.90	0.10	NOC	Northrop Grumman	A	2.26	0.10
2007-12-03	FTD	Ftd Group	D	-2.88	0.00	EBAY	Ebay	A	2.24	0.00
2007-12-03	A	Agilent Technologies	C	-1.84	0.20	PLL	Pall Corp	A	2.25	0.20
2007-12-03	CEPH	Cephalon	C	-1.85	0.30	MHS	Medco Health Solutions	A	2.33	0.30
2007-12-03	RS	Reliance Steel And Aluminum	C	-1.85	0.30	CNX	Consol Energy	A	2.33	0.30
2007-12-03	SBUX	Starbucks	D	-2.90	0.90	COST	Costco Wholesale	A	2.21	0.90
2007-12-03	MRX	Medicis Pharm	D	-2.89	0.10	AET	Aetna	A	2.30	0.10
2007-12-03	HSII	Heidrick & Struggles International	D	-2.89	0.00	PKI	Perkinelmer	A	2.25	0.00
2007-12-03	ACN	Accenture Cl A	C	-1.87	0.10	CSX	Csx	A	2.24	0.10
2007-12-03	MWW	Monster Worldwide	D	-2.91	0.50	IR	Ingersoll-Rand	A	2.23	0.50
2007-12-03	WSO	Watsco	D	-2.91	0.00	TT	Trane	A	2.23	0.00
2007-12-03	DHI	D.r. Horton	D	-2.93	0.10	LUK	Leucadia National International	A	2.30	0.10
2007-12-03	TWX	Time Warner	D	-2.88	0.30	IGT	Game Technology PLC	A	2.21	0.30
2007-12-03	UTIW	UTI Worldwide	D	-2.86	0.10	MWV	MeadWestvaco	A	2.22	0.10
2007-12-03	ACT	Actavis	C	-1.86	2.00	SYK	Stryker	A	2.30	2.00
2007-12-03	LYV	Live Nation Entertainment	D	-2.91	0.10	BBY	Best Buy	A	2.20	0.10
2007-12-03	WB	Wachovia	D	-2.88	0.20	PCL	Plum Creek Timber Co	A	2.23	0.20
2007-12-03	HIG	The Hartford Financial Services	C	-1.85	0.50	GS	Goldman Sachs	A	2.22	0.50
2007-12-03	CNR	Canadian National Railway	D	-2.87	0.20	SIAL	Sigma Aldrich	A	2.31	0.20
2007-12-03	TGT	Target	C	-1.86	0.60	ANF	Abercrombie & Fitch	A	2.20	0.60
2007-12-03	BKD	Brookdale Senior Living	D	-2.88	0.40	BAX	Baxter International	A	2.27	0.40
2007-12-03	MWA	Mueller Water Products	D	-2.91	0.10	GWW	Ww Grainger	A	2.22	0.10
2007-12-03	MTXX	Matrixx Initiatives	C	-1.88	0.00	HUM	Humana	A	2.25	0.00
2007-12-03	CSAN3	Cosan Sa Industria E Comercio	D	-2.92	0.10	FCX	Freeport-mcmoran	A	2.30	0.10

Date	Ticker	Name	R	SM	W (%)	Ticker	Name	R	SM	W (%)
2007-12-03	T82U	Suntec	C	-1.87	1.20	HES	Hess	A	2.28	1.20
2007-12-03	2038	Fih Mobile	D	-2.87	0.00	HPQ	Hewlett-Packard	A	2.28	0.00
2007-12-03	CNQ	Canadian Natural Resources	C	-1.86	2.60	CL	Colgate-palmolive	A	2.27	2.60
2008-01-01	DNA	Genentech	D	-2.86	0.30	ESRX	Express Scripts Holding	A	2.41	0.30
2008-01-01	MET	Metlife	C	-1.86	1.10	L	Loews	A	2.45	1.10
2008-01-01	AIG	American International	D	-2.86	1.30	JNS	Janus Capital	A	2.39	1.30
2008-01-01	ALTR	Altera Corp.	D	-2.87	0.20	WFR	SunEdison	A	2.54	0.20
2008-01-01	AMAT	Applied Materials	C	-1.87	1.00	BMC	BMC Software	A	2.41	1.00
2008-01-01	AMR	AMR Corp	D	-2.94	0.10	GME	Gamestop Corp New	A	2.56	0.10
2008-01-01	AXP	American Express	D	-2.87	0.20	NTRS	Northern Trust	A	2.33	0.20
2008-01-01	BEN	Franklin Resources	C	-1.87	0.60	AFL	Aflac	A	2.24	0.60
2008-01-01	WRB	Wr Berkley	D	-2.84	0.10	AOC	Aon plc	A	2.24	0.10
2008-01-01	CAT	Caterpillar	C	-1.84	0.40	JEC	Jacobs Engineering	A	2.85	0.40
2008-01-01	CFC	Countrywide Financial	D	-2.96	0.10					
2008-01-01	CELG	Celgene	C	-1.90	0.10	MHS	Medco Health Solutions	A	2.34	0.10
2008-01-01	CERN	Cerner	C	-1.86	0.20	EMC	EMC Corp	A	2.32	0.20
2008-01-01	5214	Nippon Electric Glass	C	-1.87	0.30	CNX	Consol Energy	A	2.41	0.30
2008-01-01	DDR	Ddr	D	-2.89	0.20	CME	Cme	A	2.23	0.20
2008-01-01	EFX	Equifax	D	-2.87	0.80	PCL	Plum Creek Timber Co	A	2.23	0.80
2008-01-01	FDX	Fedex	D	-2.87	0.10	DE	Deere	A	2.45	0.10
2008-01-01	JBL	Jabil Circuit	D	-2.90	0.40	FLR	Fluor	A	2.33	0.40
2008-01-01	GLW	Corning	C	-1.85	4.90	GOOGL	Google Class A	A	2.31	4.90
2008-01-01	MS	Morgan Stanley	D	-2.87	0.10	AIZ	Assurant	A	2.23	0.10
2008-01-01	ITW	Illinois Tool Works	C	-1.85	0.10	GR	Goodrich	A	2.31	0.10
2008-01-01	KBH	Kb Home	D	-2.94	0.00	GT	Goodyear Tire & Rubber	A	2.48	0.00
2008-01-01	LEN	Lennar	D	-2.95	0.40	MO	Altria	A	2.36	0.40
2008-01-01	9303	Sumitomo Warehouse	D	-2.90	0.00	AYE	Allegheny Energy	A	2.40	0.00
2008-01-01	LRCX	Lam Research	C	-1.88	0.10	NVDA	Nvidia	A	2.30	0.10
2008-01-01	LUV	Southwest Airlines	D	-2.88	0.10	EXPE	Expedia	A	2.40	0.10
2008-01-01	MAN	Manpower Rg	D	-2.90	0.10	TT	Trane	A	2.29	0.10
2008-01-01	MBI	Mbia	D	-2.95	0.00					
2008-01-01	MDT	Medtronic	D	-2.86	0.20	AET	Aetna	A	2.31	0.20
2008-01-01	MHFI	McGraw Hill Fin	D	-2.90	0.10	FII	Federated Investors	A	2.23	0.10
2008-01-01	MNT	Mentor Corp	D	-2.86	0.30	SYK	Stryker	A	2.30	0.30
2008-01-01	NSC	Norfolk Southern	C	-1.84	0.10	TXT	Textron	A	2.27	0.10
2008-01-01	JBLU	Jetblue Airways	D	-2.91	0.10	YUM	Yum Brands	A	2.26	0.10
2008-01-01	RL	Ralph Lauren	D	-2.90	0.10	PEP	Pepsico	A	2.34	0.10
2008-01-01	RHI	Robert Half International	D	-2.88	0.30	LLL	L-3 Communications	A	2.27	0.30
2008-01-01	INFY	Infosys Adr	D	-2.86	0.10	ADSK	Autodesk	A	2.28	0.10
2008-01-01	T	At&t	C	-1.84	1.10	WMB	Williams Companies	A	3.00	1.10
2008-01-01	TER	Teradyne	D	-2.91	0.30	MSFT	Microsoft	A	2.28	0.30
2008-01-01	TOL	Toll Brothers	D	-2.91	0.30	LUK	Leucadia National	A	2.31	0.30
2008-01-01	TXN	Texas Instruments	C	-1.86	0.10	HPQ	Hewlett-Packard	A	2.28	0.10
2008-01-01	ITGR	Integer	D	-2.90	0.10	CSX	Csx	A	2.25	0.10
2008-01-01	BIIB	Biogen	C	-1.89	0.50	BAX	Baxter International	A	2.27	0.50
2008-01-01	FTD	Ftd Group	D	-2.88	0.00	EBAY	Ebay	A	2.24	0.00
2008-01-01	A	Agilent Technologies	C	-1.84	0.20	NOC	Northrop Grumman	A	2.25	0.20
2008-01-01	KIM	Kimco Realty	D	-2.87	0.10	WY	Weyerhaeuser	A	2.22	0.10
2008-01-01	SBUX	Starbucks	D	-2.91	0.90	SVU	Supervalu	A	2.24	0.90
2008-01-01	MRX	Medicis Pharm	D	-2.89	0.10	HUM	Humana	A	2.24	0.10
2008-01-01	HSII	Heidrick & Struggles International	D	-2.89	0.00	PH	Parker-hannifin	A	2.25	0.00
2008-01-01	ACN	Accenture Cl A	C	-1.86	0.10	RRD	R.r.donnelley&sons	A	2.22	0.10
2008-01-01	MWW	Monster Worldwide	D	-2.91	0.50	ROK	Rockwell Automation	A	2.21	0.50
2008-01-01	WSO	Watsco	D	-2.90	0.00	BLL	Ball	A	2.21	0.00

Date	Ticker	Name	R	SM	W (%)	Ticker	Name	R	SM	W (%)
2008-01-01	DHI	D.r. Horton	D	-2.93	0.10	CL	Colgate-palmolive	A	2.27	0.10
2008-01-01	TWX	Time Warner	D	-2.88	0.30	COST	Costco Wholesale	A	2.22	0.30
2008-01-01	UTIW	UTI Worldwide	D	-2.89	0.10	MWV	MeadWestvaco	A	2.21	0.10
2008-01-01	ACT	Actavis	C	-1.87	2.00	HSP	Hospira	A	2.23	2.00
2008-01-01	LYV	Live Nation Entertainment	D	-2.90	0.10	IGT	International Game Technology PLC	A	2.21	0.10
2008-01-01	WB	Wachovia	D	-2.89	0.20	WU	The Western Union	A	2.22	0.20
2008-01-01	CNR	Canadian National Railway	D	-2.87	0.20	RRC	Range Resources	A	2.34	0.20
2008-01-01	TGT	Target	D	-2.88	0.50	BBY	Best Buy	A	2.21	0.50
2008-01-01	PRU	Prudential Financial	C	-1.84	0.80	HCBK	Hudson City Bancorp	A	2.22	0.80
2008-01-01	BKD	Brookdale Senior Living	D	-2.90	0.40	VAR	Varian Medical Systems	A	2.21	0.40
2008-01-01	MWA	Mueller Water Products	D	-2.92	0.10	FISV	Fiserv	A	2.20	0.10
2008-01-01	EQ	Embarq	D	-2.87	0.00	NBL	Noble Energy	A	2.81	0.00
2008-01-01	MTXX	Matrixx Initiatives	D	-2.89	0.00	AGN	Allergan	A	2.20	0.00
2008-01-01	CSAN3	Cosan Sa Industria E Comercio	D	-2.92	0.10	CEG	Constellation Energy	A	2.33	0.10
2008-01-01	T82U	Suntec	D	-2.86	1.20	SIAL	Sigma Aldrich	A	2.33	1.20
2008-01-01	2038	Fih Mobile	D	-2.88	0.00	FCX	Freeport-mcmoran	A	2.32	0.00
2008-01-01	WBMD	Webmd Health	D	-2.89	0.00	AMZN	Amazon.com	A	2.20	0.00
2008-01-01	CNQ	Canadian Natural Resources	C	-1.85	2.90	MUR	Murphy Oil	A	2.31	2.90
2008-02-01	AAPL	Apple	C	-1.89	0.80	WFR	SunEdison	A	2.46	0.80
2008-02-01	AMT	American Tower	C	-1.86	0.20	L	Loews	A	2.42	0.20
2008-02-01	DNA	Genentech	D	-2.85	0.40	ESRX	Express Scripts Holding	A	2.37	0.40
2008-02-01	ADBE	Adobe Systems	C	-1.88	0.20	BMC	BMC Software	A	2.39	0.20
2008-02-01	MTX	Minerals Technologies	C	-1.85	0.10	CNX	Consol Energy	A	2.44	0.10
2008-02-01	MET	Metlife	D	-2.86	1.10	NTRS	Northern Trust	A	2.32	1.10
2008-02-01	AIG	American International	D	-2.87	1.30	FII	Federated Investors	A	2.24	1.30
2008-02-01	VLO	Valero Energy	C	-1.87	0.50	NBL	Noble Energy	A	2.75	0.50
2008-02-01	ALTR	Altera Corp.	D	-2.87	0.10	IBM	IBM	A	2.25	0.10
2008-02-01	8766	Tokio Marine	D	-2.87	0.40	XEL	Xcel Energy	A	2.18	0.40
2008-02-01	AMAT	Applied Materials	D	-2.86	1.90	ADSK	Autodesk	A	2.23	1.90
2008-02-01	AMR	AMR Corp	D	-2.94	0.10	APOL	Apollo Educat Grp	A	2.40	0.10
2008-02-01	AVP	Avon Products	C	-1.86	0.20	MO	Altria	A	2.36	0.20
2008-02-01	AXP	American Express	D	-2.87	0.30	AFL	Aflac	A	2.23	0.30
2008-02-01	BEN	Franklin Resources	D	-2.88	0.60	AIZ	Assurant	A	2.22	0.60
2008-02-01	WRB	Wr Berkley	D	-2.84	0.10	AOC	Aon plc	A	2.22	0.10
2008-02-01	NUAN	Nuance Communications	C	-1.88	0.10	INTC	Intel	A	2.19	0.10
2008-02-01	CFC	Countrywide Financial	D	-2.97	0.10					
2008-02-01	CELG	Celgene	C	-1.87	0.20	AET	Aetna	A	2.29	0.20
2008-02-01	CERN	Cerner	C	-1.88	0.20	DELL	Dell	A	2.16	0.20
2008-02-01	BBAS3	Banco Do Brasil Sa Bb Brasil	C	-1.85	0.10	CMS	Cms Energy	A	2.17	0.10
2008-02-01	5214	Nippon Electric Glass	D	-2.89	0.30	RAI	Reynolds American	A	2.17	0.30
2008-02-01	494	Li & Fung	C	-1.87	0.20	POM	Pepco Holdings	A	2.17	0.20
2008-02-01	CMI	Cummins	C	-1.89	0.10	DE	Deere	A	2.43	0.10
2008-02-01	CVS	Cvs Health	C	-1.84	0.80	MCD	Mcdonald's	A	2.28	0.80
2008-02-01	7936	Asics	C	-1.86	0.10	DUK	Duke Energy	A	2.17	0.10
2008-02-01	DDR	Ddr	D	-2.88	0.30	PCL	Plum Creek Timber Co	A	2.22	0.30
2008-02-01	2317	Hon Hai Precision Industry	D	-2.89	0.50	HNZ	Heinz	A	2.17	0.50
2008-02-01	FLIR	Flir Systems	C	-1.85	0.70	TT	Trane	A	2.28	0.70
2008-02-01	MPEL	Melco Crown Sp Adr	D	-2.91	0.00	CCE	Coca-Cola Enterprises	A	2.20	0.00
2008-02-01	EFX	Equifax	D	-2.87	0.80	WY	Weyerhaeuser	A	2.21	0.80
2008-02-01	ALB	Albemarle Expeditors	D	-2.87	0.10	SIAL	Sigma Aldrich	A	2.30	0.10
2008-02-01	EXPD	International Of Washington	C	-1.85	0.80	GR	Goodrich	A	2.28	0.80
2008-02-01	RENT3	Localiza Rent A Car	D	-2.86	0.10	D	Dominion Resources	A	2.17	0.10

Date	Ticker	Name	R	SM	W (%)	Ticker	Name	R	SM	W (%)
2008-02-01	JBL	Jabil Circuit	D	-2.91	0.40	LLL	L-3 Communications	A	2.27	0.40
2008-02-01	AKAM	Akamai Technologies	D	-2.87	0.20	SYMC	Symantec	B	1.21	0.20
2008-02-01	NOV	National Oilwell Varco	C	-1.87	0.40	RRC	Range Resources	A	2.35	0.40
2008-02-01	GLW	Corning	C	-1.85	5.30	CA	Ca	B	1.21	5.30
2008-02-01	CHK	Chesapeake Energy	C	-1.85	0.30	MUR	Murphy Oil	A	2.27	0.30
2008-02-01	7974	Nintendo	C	-1.88	0.10	PGN	Progress Energy	A	2.17	0.10
2008-02-01	MS	Morgan Stanley	D	-2.88	0.10	WU	The Western Union	A	2.21	0.10
2008-02-01	ITW	Illinois Tool Works	C	-1.86	0.10	TXT	Textron	A	2.22	0.10
2008-02-01	KBH	Kb Home	D	-2.91	0.10	PEP	Pepsico	A	2.31	0.10
2008-02-01	PLCM	Polycom	D	-2.89	0.10	QCOM	Qualcomm	B	1.19	0.10
2008-02-01		Sulzer AG	D	-2.90	0.10	BUD	Anheuser-Busch	A	2.17	0.10
2008-02-01	COL	Rockwell Collins	C	-1.86	0.50	CSX	Csx	A	2.21	0.50
2008-02-01	LEN	Lennar	D	-2.94	0.60	CL	Colgate-palmolive	A	2.26	0.60
2008-02-01	9303	Sumitomo Warehouse	D	-2.91	0.00	BF.B	Brown-forman	A	2.17	0.00
2008-02-01	LRCX	Lam Research	D	-2.89	0.10	AYE	Allegheny Energy	A	2.35	0.10
2008-02-01	NOK	Nokia Adr	C	-1.85	6.90	CEG	Constellation Energy	A	2.31	6.90
2008-02-01	LUV	Southwest Airlines	D	-2.88	0.10	COST	Costco Wholesale	A	2.21	0.10
2008-02-01	MAN	Manpower Rg	D	-2.90	0.10	BNI	Burlington Northern	A	2.19	0.10
2008-02-01	HSIC	Henry Schein	C	-1.85	0.20	BAX	Baxter International	A	2.28	0.20
2008-02-01	MBI	Mbia	D	-2.96	0.00					
2008-02-01	MDT	Medtronic	D	-2.86	0.10	SYK	Stryker	A	2.28	0.10
2008-02-01	EA	Electronic Arts	C	-1.87	0.50	KO	Coca-cola	A	2.25	0.50
2008-02-01	CIEN	Ciena	C	-1.91	0.10	NEE	Nextera Energy	A	2.29	0.10
2008-02-01	MNT	Mentor Corp	D	-2.89	0.30	HUM	Humana	A	2.26	0.30
2008-02-01	MOT	Motorola Solutions	D	-2.89	0.40	PEG	Public Service Enterprise	A	2.26	0.40
2008-02-01	CB	Chubb	C	-1.84	0.20	CME	Cme	A	2.20	0.20
2008-02-01	FWRD	Forward Air	D	-2.85	0.00	MWV	MeadWestvaco	A	2.19	0.00
2008-02-01	JBLU	Jetblue Airways	D	-2.90	0.10	WMT	Wal-mart Stores	A	2.20	0.10
2008-02-01	EPC	Edgewell Personal Care	C	-1.87	0.10	ADM	Archer Daniels Midland	A	2.24	0.10
2008-02-01	RL	Ralph Lauren	D	-2.90	0.20	UST	UST Inc	A	2.19	0.20
2008-02-01	RHI	Robert Half International	D	-2.88	0.40	FISV	Fiserv	A	2.19	0.40
2008-02-01	INFY	Infosys Adr	D	-2.87	0.10	APC	Anadarko Petroleum	A	2.26	0.10
2008-02-01	SLB	Schlumberger	C	-1.88	0.60	WFT	Weatherford International	A	2.26	0.60
2008-02-01	SYY	Sysco	D	-2.86	0.20	TJX	Tjx Companies	A	2.20	0.20
2008-02-01	TER	Teradyne	D	-2.90	0.30	STR	Questar Corp	A	2.26	0.30
2008-02-01	TMO	Thermo Fisher Scientific	C	-1.85	0.30	HSP	Hospira	A	2.22	0.30
2008-02-01	REC	Rec Silicon	C	-1.92	0.90	GIS	General Mills	A	2.17	0.90
2008-02-01	TOL	Toll Brothers	D	-2.89	0.40	K	Kellogg	A	2.19	0.40
2008-02-01	TROW	T Rowe Price	C	-1.87	0.30	HCBK	Hudson City Bancorp	A	2.20	0.30
2008-02-01	ITGR	Integer	D	-2.89	0.10		Minnesota Mng.& Mfg	A	2.19	0.10
2008-02-01	UTX	United Technologies	C	-1.85	0.90	R	Ryder System	B	1.24	0.90
2008-02-01	JNPR	Juniper Networks	C	-1.88	0.60	APD	Air Products & Chemicals	A	2.25	0.60
2008-02-01	IART	Integra Lifesciences	D	-2.86	0.10	VAR	Varian Medical Systems	A	2.22	0.10
2008-02-01	LTM	Life Time Fitness	D	-2.88	0.00	SVU	Supervalu	A	2.19	0.00
2008-02-01	BIIB	Biogen	C	-1.88	0.60	AGN	Allergan	A	2.21	0.60
2008-02-01	FTD	Ftd Group	D	-2.88	0.00	BBY	Best Buy	A	2.19	0.00
2008-02-01	RE	Everest Re	C	-1.85	0.50	TRV	Travelers Companies	A	2.17	0.50
2008-02-01	A	Agilent Technologies	C	-1.85	0.20	NSC	Norfolk Southern	B	1.19	0.20
2008-02-01	SSP	E.w. Scripps	D	-2.85	0.30	GPS	Gap	A	2.18	0.30
2008-02-01	CEPH	Cephalon	C	-1.86	0.30	GENZ	Genzyme General	A	2.21	0.30
2008-02-01	KIM	Kimco Realty	D	-2.87	0.10	WFC	Wells Fargo	B	1.22	0.10
2008-02-01	NESN	Nestle	C	-1.85	0.40	ED	Consolidated Edison	A	2.16	0.40

Date	Ticker	Name	R	SM	W (%)	Ticker	Name	R	SM	W (%)
2008-02-01	SBUX	Starbucks	D	-2.92	0.80	MCK	Mckesson	A	2.18	0.80
2008-02-01	MRX	Medicis Pharm	D	-2.91	0.10	ABT	Abbott Laboratories	A	2.19	0.10
2008-02-01	CTRP	Ctrip.com International Adr	C	-1.87	1.00	VIAB	Viacom	A	2.17	1.00
2008-02-01	AMX	America Movil	C	-1.85	1.70	EXC	Exelon	A	2.25	1.70
2008-02-01	HSII	Heidrick & Struggles International	D	-2.92	0.00	UPS	United Parcel Service	B	1.18	0.00
2008-02-01	SIRF	Sirf Technology Holdings	D	-2.90	0.00	AEP	American Electric Power	A	2.23	0.00
2008-02-01	ACN	Accenture Cl A	D	-2.87	0.10	ESV	Ensco	A	2.22	0.10
2008-02-01	WSH	Willis Group Holdings	D	-2.87	0.20	JPM	Jpmorgan Chase	B	1.21	0.20
2008-02-01	MWW	Monster Worldwide	D	-2.92	0.50	COP	Conocophillips	A	2.22	0.50
2008-02-01	WSO	Watsco	D	-2.90	0.10	X	United States Steel	A	2.21	0.10
2008-02-01	GPRO	Gen-Probe	C	-1.86	0.10	CI	Cigna	A	2.18	0.10
2008-02-01	TWX	Time Warner	D	-2.88	0.30	GME	Gamestop Corp	A	2.17	0.30
2008-02-01	UTIW	UTI Worldwide	D	-2.89	0.10	XTO	XTO Energy Inc	A	2.21	0.10
2008-02-01	ACT	Actavis	C	-1.87	2.20	JNJ	Johnson & Johnson	A	2.18	2.20
2008-02-01	DTV	DIRECTV	D	-2.85	0.20	SWY	Safeway Inc	A	2.16	0.20
2008-02-01	NTAP	Netapp	D	-2.90	0.50	CVX	Chevron	A	2.21	0.50
2008-02-01	LYV	Live Nation Entertainment	D	-2.92	0.10	AZO	Autozone	B	1.20	0.10
2008-02-01	HIG	The Hartford Financial Services	D	-2.86	0.20	PSA	Public Storage	B	1.20	0.20
2008-02-01	CNR	Canadian National Railway	D	-2.86	0.30	AEE	Ameren	A	2.16	0.30
2008-02-01	TGT	Target	D	-2.86	0.30	ABC	Amerisourcebergen	B	1.18	0.30
2008-02-01	PRU	Prudential Financial	C	-1.86	0.80	USB	Us Bancorp	B	1.20	0.80
2008-02-01	VZ	Verizon Communications	C	-1.86	0.80	SO	Southern	A	2.20	0.80
2008-02-01	TRAK	Dealertrack Technologies	C	-1.90	0.20	EP	El Paso Corporation	A	2.20	0.20
2008-02-01	BKD	Brookdale Senior Living	D	-2.91	0.20	ANTM	Anthem	A	2.18	0.20
2008-02-01	MWA	Mueller Water Products	D	-2.92	0.10	FE	Firstenergy	A	2.20	0.10
2008-02-01	HPQ	Hp	C	-1.86	0.70	AA	Alcoa	A	2.20	0.70
2008-02-01	WOOF	Vca	C	-1.86	0.10	ROH	Rohm & Haas	A	2.19	0.10
2008-02-01	EQ	Embarq	D	-2.88	0.00	PG	Procter & Gamble	A	2.18	0.00
2008-02-01	MTXX	Matrixx Initiatives	D	-2.90	0.00	MIL	Millipore	A	2.15	0.00
2008-02-01	CSAN3	Cosan Sa Industria E Comercio	D	-2.89	0.10	DTE	Dte Energy	A	2.16	0.10
2008-02-01	T82U	Suntec	D	-2.88	0.30	TSO	Tesoro	A	2.14	0.30
2008-02-01	2038	Fih Mobile	D	-2.91	0.00	PHM	Pultegroup	B	1.30	0.00
2008-02-01	WBMD	Webmd Health	D	-2.90	0.00	TE	Teco Energy	A	2.18	0.00
2008-02-01	CNQ	Canadian Natural Resources	C	-1.86	2.70	THC	Tenet Healthcare	B	1.24	2.70
2008-02-01	GOOGL	Alphabet	C	-1.88	4.40	CLX	Clorox	A	2.18	4.40
2008-03-03	AAPL	Apple	C	-1.90	0.70	WFR	SunEdison	A	2.48	0.70
2008-03-03	ADBE	Adobe Systems	D	-2.89	0.20	BMC	BMC Software	A	2.37	0.20
2008-03-03	MTX	Minerals Technologies	D	-2.86	0.10	CNX	Consol Energy	A	2.44	0.10
2008-03-03	MET	Metlife	D	-2.86	0.80	L	Loews	A	2.37	0.80
2008-03-03	AIG	American International	D	-2.89	1.10	AFL	Aflac	A	2.24	1.10
2008-03-03	VLO	Valero Energy	D	-2.88	0.50	NBL	Noble Energy	A	2.83	0.50
2008-03-03	8766	Tokio Marine	D	-2.88	0.40	POM	Pepco Holdings	A	2.17	0.40
2008-03-03	AMR	AMR Corp	D	-2.95	0.10	APOL	Apollo Educat Grp	A	2.28	0.10
2008-03-03	BB	Blackberry	C	-1.87	0.80	BUD	Anheuser-Busch	A	2.16	0.80
2008-03-03	MC	Lvmh	D	-2.87	0.20	BF.B	Brown-forman International	A	2.16	0.20
2008-03-03	SPLS	Staples	D	-2.85	3.00	IGT	Game Technology PLC	A	2.21	3.00
2008-03-03	AVP	Avon Products	C	-1.85	0.20	MO	Altria	A	2.35	0.20
2008-03-03	AXP	American Express	D	-2.89	0.20	FII	Federated Investors	A	2.22	0.20
2008-03-03	BC	Brunswick	D	-2.92	0.00	PEP	Pepsico	A	2.31	0.00

Date	Ticker	Name	R	SM	W (%)	Ticker	Name	R	SM	W (%)
2008-03-03	BEN	Franklin Resources	D	-2.89	0.60	AIZ	Assurant	A	2.21	0.60
2008-03-03	WRB	Wr Berkley	D	-2.85	0.10	PCL	Plum Creek Timber Co	A	2.20	0.10
2008-03-03	NUAN	Nuance Communications	C	-1.88	0.10	IBM	IBM	A	2.26	0.10
2008-03-03	CFC	Countrywide Financial	D	-2.98	0.10					
2008-03-03	CELG	Celgene	D	-2.88	0.20	ESRX	Express Scripts Holding	A	2.35	0.20
2008-03-03	CERN	Cerner	D	-2.89	0.10	INTC	Intel	A	2.18	0.10
2008-03-03	BBAS3	Banco Do Brasil Sa Bb Brasil	C	-1.85	0.10	AEE	Ameren	A	2.15	0.10
2008-03-03	5214	Nippon Electric Glass	D	-2.89	0.30	THC	Tenet Healthcare	B	1.26	0.30
2008-03-03	494	Li & Fung	C	-1.88	0.20	PHM	Pultegroup	B	1.24	0.20
2008-03-03	CMI	Cummins	C	-1.88	0.10	DE	Deere	A	2.43	0.10
2008-03-03	CVS	Cvs Health	C	-1.84	0.90	TJX	Tjx Companies	A	2.20	0.90
2008-03-03	7936	Asics	C	-1.88	0.10	BJS	BJ Services Co	B	1.21	0.10
2008-03-03	DDR	Ddr	D	-2.89	0.30	HCBK	Hudson City Bancorp	A	2.19	0.30
2008-03-03	2317	Hon Hai Precision Industry	D	-2.88	0.60	WHR	Whirlpool	B	1.21	0.60
2008-03-03	FLIR	Flir Systems	C	-1.87	0.70	TT	Trane	A	2.28	0.70
2008-03-03	MPEL	Melco Crown Sp Adr	D	-2.91	0.00	CCE	Coca-Cola Enterprises	A	2.20	0.00
2008-03-03	EFX	Equifax	D	-2.88	0.80	WU	The Western Union	A	2.19	0.80
2008-03-03	EMR	Emerson Electric	C	-1.85	0.80	GR	Goodrich	A	2.27	0.80
2008-03-03	ALB	Albemarle	D	-2.87	0.10	SIAL	Sigma Aldrich	A	2.34	0.10
2008-03-03	EXPD	Expeditors International Of Washington	C	-1.87	0.70	LLL	L-3 Communications	A	2.27	0.70
2008-03-03	JBL	Jabil Circuit	D	-2.92	0.30	R	Ryder System	A	2.25	0.30
2008-03-03	AKAM	Akamai Technologies	D	-2.86	0.20	QCOM	Qualcomm	A	2.17	0.20
2008-03-03	NOV	National Oilwell Varco	C	-1.87	0.50	RRC	Range Resources	A	2.42	0.50
2008-03-03	GD	General Dynamics	C	-1.86	0.20	QLGC	QLogic Corp	A	2.22	0.20
2008-03-03	GLW	Corning	C	-1.86	5.20	ADSK	Autodesk	A	2.17	5.20
2008-03-03	TK	Teekay	D	-2.89	0.00	TXT	Textron	A	2.21	0.00
2008-03-03	7974	Nintendo	C	-1.88	0.10	SNA	Snap-on	B	1.21	0.10
2008-03-03	MS	Morgan Stanley	D	-2.90	0.10	PSA	Public Storage	A	2.19	0.10
2008-03-03	ITW	Illinois Tool Works	D	-2.86	0.10	CSX	Csx	A	2.20	0.10
2008-03-03	PLCM	Polycom	D	-2.91	0.10	YHOO	Yahoo	B	1.24	0.10
2008-03-03		Sulzer AG	D	-2.89	0.10	ZBH	Zimmer Biomet	B	1.20	0.10
2008-03-03	COL	Rockwell Collins	D	-2.87	0.50	BNI	Burlington Northern	A	2.19	0.50
2008-03-03	LEN	Lennar	D	-2.95	0.40					
2008-03-03	9303	Sumitomo Warehouse	D	-2.92	0.00	GT	Goodyear Tire & Rubber	B	1.20	0.00
2008-03-03	LRCX	Lam Research	D	-2.89	0.10	JDSU	JDS Uniphase Corporation	B	1.22	0.10
2008-03-03	NOK	Nokia Adr	C	-1.86	6.80	ACS	Affiliated Computer	B	1.21	6.80
2008-03-03	LUV	Southwest Airlines	D	-2.88	0.10	WMT	Wal-mart Stores	A	2.20	0.10
2008-03-03	MAN	Manpower Rg	D	-2.90	0.10	JEC	Jacobs Engineering	A	2.19	0.10
2008-03-03	MBI	Mbia	D	-2.97	0.40					
2008-03-03	EA	Electronic Arts	C	-1.87	0.50	CL	Colgate-palmolive	A	2.26	0.50
2008-03-03	CIEN	Ciena	C	-1.91	0.10	NOVL	Novell	B	1.20	0.10
2008-03-03	MNT	Mentor Corp	D	-2.90	0.20	BAX	Baxter International	A	2.27	0.20
2008-03-03	MOT	Motorola Solutions	D	-2.92	0.60	MUR	Murphy Oil	A	2.30	0.60
2008-03-03	MRK	Merck & Co	C	-1.88	0.60	SYK	Stryker	A	2.27	0.60
2008-03-03	FWRD	Forward Air	D	-2.85	0.00	FISV	Fiserv	A	2.19	0.00
2008-03-03	JBLU	Jetblue Airways	D	-2.92	0.10	GPS	Gap	A	2.19	0.10
2008-03-03	EPC	Edgewell Personal Care	C	-1.87	0.10	KO	Coca-cola	A	2.25	0.10
2008-03-03	MFE	McAfee	C	-1.87	0.20	CEG	Constellation Energy	A	2.29	0.20
2008-03-03	RL	Ralph Lauren	D	-2.90	0.20	ADM	Archer Daniels Midland	A	2.24	0.20
2008-03-03	RHI	Robert Half International	D	-2.88	0.40	NSC	Norfolk Southern	A	2.18	0.40
2008-03-03	INFY	Infosys Adr	D	-2.88	0.30	WFT	Weatherford International	A	2.29	0.30

Date	Ticker	Name	R	SM	W (%)	Ticker	Name	R	SM	W (%)
2008-03-03	SIVB	Svb Financial	D	-2.86	0.10	USB	Us Bancorp	A	2.19	0.10
2008-03-03	SYT	Sysco	D	-2.87	0.20	ANF	Abercrombie & Fitch	A	2.18	0.20
2008-03-03	REC	Rec Silicon	C	-1.93	0.60	MAT	Mattel	B	1.19	0.60
2008-03-03	TOL	Toll Brothers	D	-2.90	0.40	UST	UST Inc	A	2.19	0.40
2008-03-03	TROW	T Rowe Price	C	-1.87	0.30	CME	Cme	A	2.17	0.30
2008-03-03	ITGR	Integer	D	-2.90	0.10		Minnesota Mng.& Mfg	A	2.18	0.10
2008-03-03	UTX	United Technologies	C	-1.86	0.90	SEE	Sealed Air	B	1.20	0.90
2008-03-03	JNPR	Juniper Networks	C	-1.89	0.60	STR	Questar Corp	A	2.28	0.60
2008-03-03	IART	Integra Lifesciences	D	-2.86	0.10	HUM	Humana	A	2.22	0.10
2008-03-03	LTM	Life Time Fitness	D	-2.93	0.00	VIAB	Viacom	A	2.17	0.00
2008-03-03	BIIB	Biogen	C	-1.88	0.50	VAR	Varian Medical Systems	A	2.21	0.50
2008-03-03	LMT	Lockheed Martin	C	-1.85	0.30	TYC	Tyco International	B	1.20	0.30
2008-03-03	RE	Everest Re	C	-1.86	0.40	EQR	Equity Residential	B	1.20	0.40
2008-03-03	SRE	Sempra Energy	C	-1.86	0.20	AYE	Allegheny Energy	A	2.32	0.20
2008-03-03	CSCO	Cisco Systems	D	-2.88	1.30	APC	Anadarko Petroleum	A	2.28	1.30
2008-03-03	CEPH	Cephalon	D	-2.87	0.30	GENZ	Genzyme General	A	2.19	0.30
2008-03-03	KIM	Kimco Realty	D	-2.88	0.10	MMC	Marsh & McLennan Cos	B	1.17	0.10
2008-03-03	NESN	Nestle	C	-1.85	0.40	CTX	Centex Corp	B	1.19	0.40
2008-03-03	SBUX	Starbucks	D	-2.92	0.80	MCK	Mckesson	A	2.17	0.80
2008-03-03	MRX	Medicis Pharm	D	-2.92	0.10	STJ	St Jude Medical Inc	A	2.19	0.10
2008-03-03	CTRP	Ctrip.com International Adr	C	-1.85	1.30	BBY	Best Buy	A	2.17	1.30
2008-03-03	AMX	America Movil	C	-1.85	1.80	APD	Air Products & Chemicals	A	2.25	1.80
2008-03-03	HSII	Heidrick & Struggles International	D	-2.89	0.00	PTV	Pactiv Corp	B	1.18	0.00
2008-03-03	ARC	Arc Document Solutions	D	-2.92	0.00	UPS	United Parcel Service	B	1.17	0.00
2008-03-03	MTU	Mitsubishi Ufj Financial Adr	D	-2.87	0.00	JPM	Jpmorgan Chase	B	1.17	0.00
2008-03-03	ACN	Accenture Cl A	D	-2.87	0.10	EXC	Exelon	A	2.25	0.10
2008-03-03	WSH	Willis Group Holdings	D	-2.88	0.20	ESV	Ensco	A	2.25	0.20
2008-03-03	MWW	Monster Worldwide	D	-2.93	0.40	PEG	Public Service Enterprise	A	2.24	0.40
2008-03-03	WSO	Watsco	D	-2.90	0.10	AA	Alcoa	A	2.23	0.10
2008-03-03	GPRO	Gen-Probe	C	-1.88	0.10	FRX	Forest Laboratories	A	2.19	0.10
2008-03-03	TWX	Time Warner	D	-2.89	0.30	SWY	Safeway Inc	A	2.15	0.30
2008-03-03	UTIW	UTI Worldwide	D	-2.90	0.10	COP	Conocophillips	A	2.22	0.10
2008-03-03	ACT	Actavis	D	-2.86	1.70	AGN	Allergan	A	2.18	1.70
2008-03-03	NTAP	Netapp	D	-2.91	0.50	CVX	Chevron	A	2.22	0.50
2008-03-03	LYV	Live Nation Entertainment	D	-2.92	0.10	GME	Gamestop Corp New	A	2.14	0.10
2008-03-03	HIG	The Hartford Financial Services	D	-2.88	0.20	DVN	Devon Energy	A	2.22	0.20
2008-03-03	LHCG	Lhc	D	-2.89	0.00	LH	Laboratory Corp Of America	A	2.18	0.00
2008-03-03	TGT	Target	D	-2.87	0.30	NYT	New York Times	B	1.21	0.30
2008-03-03	PRU	Prudential Financial	D	-2.88	0.30	X	United States Steel	A	2.21	0.30
2008-03-03	VZ	Verizon Communications	C	-1.87	0.60	EP	El Paso Corporation	A	2.20	0.60
2008-03-03	TRAK	Dealertrack Technologies	D	-2.93	0.10	ROH	Rohm & Haas	A	2.19	0.10
2008-03-03	BKD	Brookdale Senior Living	D	-2.91	0.20	ABT	Abbott Laboratories	A	2.17	0.20
2008-03-03	MWA	Mueller Water Products	D	-2.93	0.10	EMN	Eastman Chemical	A	2.19	0.10
2008-03-03	HPQ	Hp	C	-1.85	0.80	SO	Southern	A	2.19	0.80
2008-03-03	EQ	Embarq	D	-2.89	0.00	FE	Firstenergy	A	2.19	0.00
2008-03-03	MTXX	Matrixx Initiatives	D	-2.89	0.00	CI	Cigna	A	2.17	0.00
2008-03-03	T82U	Suntec	D	-2.88	0.20	PDCCO	Patterson Companies	B	1.19	0.20
2008-03-03	2038	Fih Mobile	D	-2.92	0.00	EL	Estee Lauder Companies	B	1.17	0.00

Date	Ticker	Name	R	SM	W (%)	Ticker	Name	R	SM	W (%)
2008-03-03	XNPT	XenoPort	C	-1.87	0.10	ANTM	Anthem	A	2.16	0.10
2008-03-03	WBMD	Webmd Health	D	-2.93	0.00	ABC	Amerisourcebergen	B	1.16	0.00
2008-03-03	CNQ	Canadian Natural Resources	C	-1.84	3.30	POM	Pepco Holdings	A	2.17	0.00
2008-03-03	GOOGL	Alphabet	C	-1.90	2.80	XOM	Exxon Mobil	A	2.18	2.80
2008-04-01	AAPL	Apple	C	-1.88	0.90	WFR	SunEdison	A	2.46	0.90
2008-04-01	AMED	Amedisys	C	-1.86	0.10	ESRX	Express Scripts Holding	A	2.38	0.10
2008-04-01	ADBE	Adobe Systems	D	-2.87	0.30	IBM	IBM	A	2.26	0.30
2008-04-01	RCL	Royal Caribbean Cruises	D	-2.86	0.40	APOL	Apollo Educat Grp	A	2.22	0.40
2008-04-01	MTX	Minerals Technologies	D	-2.85	0.10	CNX	Consol Energy	A	2.40	0.10
2008-04-01	MET	Metlife	D	-2.85	0.70	AFL	Aflac	A	2.26	0.70
2008-04-01	AIG	American International	D	-2.89	1.10	HCBK	Hudson City Bancorp	A	2.22	1.10
2008-04-01	VLO	Valero Energy	D	-2.89	0.40	RRC	Range Resources	A	2.43	0.40
2008-04-01	8766	Tokio Marine	D	-2.88	0.40					
2008-04-01	SU	Suncor Energy	C	-1.85	1.60					
2008-04-01	BB	Blackberry	C	-1.84	1.20					
2008-04-01	MC	Lvmh	D	-2.86	0.20					
2008-04-01	AVP	Avon Products	C	-1.84	0.20	PEP	Pepsico	A	2.32	0.20
2008-04-01	AXP	American Express	D	-2.88	0.20	FII	Federated Investors	A	2.22	0.20
2008-04-01	BAC	Bank Of America	D	-2.87	0.60	PSA	Public Storage	A	2.22	0.60
2008-04-01	BC	Brunswick	D	-2.92	0.00	CL	Colgate-palmolive	A	2.27	0.00
2008-04-01	BEN	Franklin Resources	D	-2.88	0.60	USB	Us Bancorp	A	2.20	0.60
2008-04-01	WRB	Wr Berkley	D	-2.85	0.10	EQR	Equity Residential	B	1.23	0.10
2008-04-01	NUAN	Nuance Communications	C	-1.86	0.10	YHOO	Yahoo	A	2.25	0.10
2008-04-01	BK	Bank Of New York Mellon	C	-1.85	0.40	SPG	Simon Property	B	1.21	0.40
2008-04-01	BSC	Bear Stearns Companies	D	-2.99	0.10					
2008-04-01	CFC	Countrywide Financial	D	-2.97	0.10					
2008-04-01	CERN	Cerner	D	-2.90	0.10	ACS	Affiliated Computer	A	2.21	0.10
2008-04-01	BBAS3	Banco Do Brasil Sa Bb Brasil	C	-1.87	0.00					
2008-04-01	5214	Nippon Electric Glass	D	-2.89	0.30					
2008-04-01	494	Li & Fung	C	-1.88	0.20					
2008-04-01	VRSN	Verisign	C	-1.86	0.70	XLNX	Xilinx	B	1.22	0.70
2008-04-01	CMI	Cummins	C	-1.88	0.10	DE	Deere	A	2.39	0.10
2008-04-01	VARI	Varian	D	-2.87	0.10	BAX	Baxter International	A	2.28	0.10
2008-04-01	CVS	Cvs Health	C	-1.84	0.90	WMT	Wal-mart Stores	A	2.21	0.90
2008-04-01	7936	Asics	D	-2.88	0.10					
2008-04-01	DDR	Ddr	D	-2.87	0.30	AIV	Apartment Investment & Management	B	1.21	0.30
2008-04-01	2317	Hon Hai Precision Industry	D	-2.89	0.60					
2008-04-01	FLIR	Flir Systems	C	-1.86	0.70	TT	Trane	A	2.29	0.70
2008-04-01	ECL	Ecolab	C	-1.86	0.10	SIAL	Sigma Aldrich	A	2.37	0.10
2008-04-01	MPEL	Melco Crown Sp Adr	D	-2.90	0.00	STR	Questar Corp	A	2.28	0.00
2008-04-01	EFX	Equifax	D	-2.87	0.80	SCN	Prologis	B	1.20	0.80
2008-04-01	EMR	Emerson Electric	C	-1.85	0.80	LLL	L-3 Communications	A	2.28	0.80
2008-04-01	ALB	Albemarle	D	-2.87	0.10	X	United States Steel	A	2.26	0.10
2008-04-01	RENT3	Localiza Rent A Car	D	-2.85	0.10					
2008-04-01	AKAM	Akamai Technologies	D	-2.87	0.10	MCHP	Microchip Technology	B	1.21	0.10
2008-04-01	NOV	National Oilwell Varco	C	-1.87	0.50	WFT	Weatherford International	A	2.30	0.50
2008-04-01	GD	General Dynamics	C	-1.85	0.20	R	Ryder System	A	2.27	0.20
2008-04-01	9831	Yamada Denki	D	-2.89	0.60					
2008-04-01	TK	Teekay	D	-2.88	0.00	GR	Goodrich	A	2.26	0.00
2008-04-01	7974	Nintendo	C	-1.88	0.10					
2008-04-01	MS	Morgan Stanley	D	-2.88	0.90	PNC	Pnc Financial Services	B	1.20	0.90

Date	Ticker	Name	R	SM	W (%)	Ticker	Name	R	SM	W (%)
2008-04-01	ETE	Energy Transfer Equity	D	-2.88	0.10	MUR	Murphy Oil	A	2.30	0.10
2008-04-01	ITW	Illinois Tool Works	D	-2.86	0.10	CSX	Csx	A	2.24	0.10
2008-04-01	JCI	Johnson Controls	D	-2.87	0.20	KO	Coca-cola	A	2.26	0.20
2008-04-01	PLCM	Polycom	D	-2.89	0.10	JDSU	JDS Uniphase Corporation	B	1.19	0.10
2008-04-01		Sulzer AG	D	-2.88	0.10					
2008-04-01	COL	Rockwell Collins	D	-2.87	0.50	QLGC	QLogic Corp	A	2.22	0.50
2008-04-01	9303	Sumitomo Warehouse	D	-2.92	0.00					
2008-04-01	LRCX	Lam Research	D	-2.89	0.10	EXC	Exelon	A	2.27	0.10
2008-04-01	NOK	Nokia Adr	C	-1.86	6.50	HAL	Halliburton	A	2.21	6.50
2008-04-01	LUV	Southwest Airlines	D	-2.87	0.10	TJX	Tjx Companies	A	2.21	0.10
2008-04-01	MAN	Manpower Rg	D	-2.90	0.10	TXT	Textron	A	2.22	0.10
2008-04-01	MBI	Mbia	D	-2.97	0.50					
2008-04-01	EA	Electronic Arts	D	-2.86	0.60	SNA	Snap-on	A	2.23	0.60
2008-04-01	CIEN	Ciena	D	-2.89	0.10	FE	Firstenergy	A	2.20	0.10
2008-04-01	MNT	Mentor Corp	D	-2.91	0.20	SYK	Stryker	A	2.27	0.20
2008-04-01	MOT	Motorola Solutions	D	-2.92	0.60	BF.B	Brown-forman	A	2.17	0.60
2008-04-01	MRK	Merck & Co	D	-2.89	0.50	GENZ	Genzyme General	A	2.20	0.50
2008-04-01	NEM	Newmont Mining	C	-1.87	0.50	AA	Alcoa	A	2.22	0.50
2008-04-01	CB	Chubb	D	-2.84	0.20	BXP	Boston Properties	B	1.20	0.20
2008-04-01	EPD	Enterprise Products Partners	C	-1.85	0.10	APC	Anadarko Petroleum	A	2.27	0.10
2008-04-01	JBLU	Jetblue Airways	D	-2.91	0.10	GPS	Gap	A	2.19	0.10
2008-04-01	EPC	Edgewell Personal Care	D	-2.87	0.10	ADM	Archer Daniels Midland	A	2.22	0.10
2008-04-01	MFE	McAfee	C	-1.86	0.20	PHM	Pultegroup	B	1.30	0.20
2008-04-01	SBE	Sibir Energy	C	-1.85	0.10					
2008-04-01	RL	Ralph Lauren	D	-2.90	0.20	UST	UST Inc	A	2.19	0.20
2008-04-01	INFY	Infosys Adr	D	-2.89	0.30	BSJ	BJ Services Co	B	1.24	0.30
2008-04-01	SCHW	Charles Schwab	C	-1.87	0.20	HCP	Hcp	B	1.19	0.20
2008-04-01	SII	Smith International	C	-1.85	0.10	ESV	Ensco	A	2.26	0.10
2008-04-01	SIVB	Svb Financial	D	-2.87	0.10	WFC	Wells Fargo International	B	1.19	0.10
2008-04-01	SYY	Sysco	D	-2.86	0.20	IGT	Game Technology PLC	A	2.18	0.20
2008-04-01	REC	Rec Silicon	D	-2.92	0.70					
2008-04-01	TROW	T Rowe Price	C	-1.86	0.40	TMK	Torchmark	B	1.18	0.40
2008-04-01	ITGR	Integer	D	-2.91	0.10	BNI	Burlington Northern	A	2.21	0.10
2008-04-01	UTX	United Technologies	C	-1.86	0.90	NSC	Norfolk Southern	A	2.19	0.90
2008-04-01	UNFI	United Natural Foods	D	-2.90	0.20	GME	Gamestop Corp New	A	2.18	0.20
2008-04-01	JNPR	Juniper Networks	C	-1.89	0.50	CTX	Centex Corp	B	1.24	0.50
2008-04-01	LTM	Life Time Fitness	D	-2.92	0.00	BIG	Big Lots	B	1.30	0.00
2008-04-01	BIIB	Biogen	C	-1.87	0.60	VAR	Varian Medical Systems	A	2.20	0.60
2008-04-01	LMT	Lockheed Martin	C	-1.85	0.30	TEX	Terex	B	1.22	0.30
2008-04-01	RE	Everest Re	D	-2.86	0.40	MMC	Marsh & McLennan Cos	B	1.18	0.40
2008-04-01	SRE	Sempra Energy	D	-2.86	0.10	AYE	Allegheny Energy	A	2.32	0.10
2008-04-01	CSCO	Cisco Systems	D	-2.88	1.30	HAS	Hasbro	B	1.22	1.30
2008-04-01	GS	Goldman Sachs	D	-2.88	0.50	WHR	Whirlpool	B	1.22	0.50
2008-04-01	CNQR	Concur Technologies	C	-1.87	0.10	MAT	Mattel	B	1.21	0.10
2008-04-01	SSP	E.w. Scripps	C	-1.84	0.40	HOT	Strw Htl Res Wrlwd	B	1.24	0.40
2008-04-01	CEPH	Cephalon	D	-2.86	0.30	STJ	St Jude Medical Inc	A	2.20	0.30
2008-04-01	MRO	Marathon Oil	D	-2.88	0.00	DVN	Devon Energy	A	2.22	0.00
2008-04-01	PX	Praxair	C	-1.84	0.70	EMN	Eastman Chemical	A	2.18	0.70
2008-04-01	NESN	Nestle	C	-1.85	0.50					
2008-04-01	SBUX	Starbucks	D	-2.92	0.40	NYT	New York Times	B	1.22	0.40
2008-04-01	MRX	Medicis Pharm	D	-2.92	0.10	FRX	Forest Laboratories	A	2.19	0.10
2008-04-01	CTRP	Ctrip.com International Adr	C	-1.85	1.20	HRB	H.& R.block	B	1.21	1.20
2008-04-01	HSII	Heidrick & Struggles International	D	-2.90	0.00	TYC	Tyco International	B	1.22	0.00
2008-04-01	ARC	Arc Document Solutions	D	-2.92	0.00	SEE	Sealed Air	B	1.22	0.00

Date	Ticker	Name	R	SM	W (%)	Ticker	Name	R	SM	W (%)
2008-04-01	MTU	Mitsubishi Ufj Financial Adr	D	-2.86	0.00	TSN	Tyson Foods	B	1.21	0.00
2008-04-01	ACN	Accenture Cl A	D	-2.86	0.10	GE	General Electric	B	1.20	0.10
2008-04-01	WSH	Willis Group Holdings	D	-2.88	0.20	PDCO	Patterson Companies	B	1.20	0.20
2008-04-01	BG	Bunge	C	-1.89	0.20	EL	Estee Lauder Companies	A	2.19	0.20
2008-04-01	MWW	Monster Worldwide	D	-2.93	0.40	PTV	Pactiv Corp	B	1.20	0.40
2008-04-01	ENH	Endurance Specialty	C	-1.85	0.10	VFC	Vf	B	1.20	0.10
2008-04-01	GPRO	Gen-Probe	C	-1.88	0.10	AGN	Allergan	A	2.19	0.10
2008-04-01	TWX	Time Warner	D	-2.89	0.30	LOW	Lowe's Companies	B	1.20	0.30
2008-04-01	UTIW	UTI Worldwide	D	-2.88	0.10	BLL	Ball	B	1.19	0.10
2008-04-01	OSIP	OSI Pharmaceuticals	C	-1.87	0.30	ABT	Abbott Laboratories	A	2.18	0.30
2008-04-01	LYV	Live Nation Entertainment	D	-2.91	0.10	HD	The Home Depot	B	1.20	0.10
2008-04-01	BTU	Peabody Energy Corp	C	-1.86	1.00	DD	E.i. Du Pont De Nemours	B	1.19	1.00
2008-04-01	HIG	The Hartford Financial Services	D	-2.86	0.20	GIS	General Mills	B	1.19	0.20
2008-04-01	LHCG	Lhc	D	-2.89	0.00	LH	Laboratory Corp Of America	A	2.17	0.00
2008-04-01	IM	Ingram Micro	D	-2.87	0.10	K	Kellogg	B	1.18	0.10
2008-04-01	HON	Honeywell International	C	-1.84	1.10	UPS	United Parcel Service	B	1.18	1.10
2008-04-01	TGT	Target	D	-2.87	0.30	JWN	Nordstrom	B	1.20	0.30
2008-04-01	PRU	Prudential Financial	D	-2.86	0.30	HNZ	Heinz	B	1.18	0.30
2008-04-01	VZ	Verizon Communications	D	-2.86	0.60	T	At&t	B	1.19	0.60
2008-04-01	BKD	Brookdale Senior Living	D	-2.91	0.30	HUM	Humana	A	2.15	0.30
2008-04-01	MWA	Mueller Water Products	D	-2.93	0.10	CCU.1	Clear Channel Commun.	B	1.15	0.10
2008-04-01	HPQ	Hp	C	-1.85	0.80					
2008-04-01	MHS	Medco Health Solutions	C	-1.86	0.60	THC	Tenet Healthcare	B	1.31	0.60
2008-04-01	EQ	Embarq	D	-2.90	0.00					
2008-04-01	PFG	Principal Financial	D	-2.86	0.30					
2008-04-01	MTXX	Matrixx Initiatives	D	-2.89	0.00	ZBH	Zimmer Biomet	B	1.21	0.00
2008-04-01	T82U	Suntec	D	-2.88	0.20					
2008-04-01	2038	Fih Mobile	D	-2.93	0.00					
2008-04-01	XNPT	XenoPort	C	-1.89	0.10	BSX	Boston Scientific	B	1.21	0.10
2008-04-01	WBMD	Webmd Health	D	-2.94	0.00	ABC	Amerisourcebergen	B	1.16	0.00
2008-04-01	GOOGL	Alphabet	C	-1.90	2.30					
2008-05-01	AAPL	Apple	C	-1.85	0.10	WFR	SunEdison	A	2.40	0.10
2008-05-01	ADBE	Adobe Systems	D	-2.86	0.30	IBM	IBM	A	2.28	0.30
2008-05-01	RCL	Royal Caribbean Cruises	D	-2.87	0.40	APOL	Apollo Educat Grp	A	2.27	0.40
2008-05-01	AIG	American International	D	-2.89	0.90	AFL	Aflac	A	2.26	0.90
2008-05-01	VLO	Valero Energy	D	-2.89	0.70	RRC	Range Resources	A	2.44	0.70
2008-05-01	MC	Lvmh	D	-2.86	0.20	DVN	Devon Energy	A	2.23	0.20
2008-05-01	BAC	Bank Of America	D	-2.87	0.50	HCBK	Hudson City Bancorp	A	2.23	0.50
2008-05-01	BC	Brunswick	D	-2.92	0.00	PEP	Pepsico	A	2.31	0.00
2008-05-01	BDX	Becton Dickinson	C	-1.84	1.20	ESRX	Express Scripts Holding	A	2.40	1.20
2008-05-01	BEN	Franklin Resources	D	-2.88	0.60	EQR	Equity Residential	A	2.22	0.60
2008-05-01	CFC	Countrywide Financial	D	-2.98	0.10					
2008-05-01	CERN	Cerner	D	-2.88	0.20	MCHP	Microchip Technology	A	2.24	0.20
2008-05-01	BBAS3	Banco Do Brasil Sa Bb Brasil	C	-1.85	0.10	ADM	Archer Daniels Midland	A	2.22	0.10
2008-05-01	494	Li & Fung	C	-1.86	0.20	PH	Parker-hannifin	A	2.22	0.20
2008-05-01	VRSN	Verisign	C	-1.85	0.80	YHOO	Yahoo	A	2.23	0.80
2008-05-01	VARI	Varian	D	-2.88	0.10	THC	Tenet Healthcare	A	2.35	0.10
2008-05-01	7936	Asics	D	-2.89	0.10	BJS	BJ Services Co	A	2.22	0.10
2008-05-01	2317	Hon Hai Precision Industry	D	-2.88	0.60	CAT	Caterpillar	A	2.22	0.60

Date	Ticker	Name	R	SM	W (%)	Ticker	Name	R	SM	W (%)
2008-05-01	ECL	Ecolab	C	-1.85	0.10	CNX	Consol Energy	A	2.46	0.10
2008-05-01	EMC	EMC Corp	D	-2.89	0.50	ACS	Affiliated Computer	A	2.22	0.50
2008-05-01	EMR	Emerson Electric	C	-1.85	0.80	DE	Deere	A	2.41	0.80
2008-05-01	ALB	Albemarle	D	-2.87	0.10	SIAL	Sigma Aldrich	A	2.34	0.10
2008-05-01	NOV	National Oilwell Varco	C	-1.86	0.50	WFT	Weatherford International	A	2.33	0.50
2008-05-01	9831	Yamada Denki	D	-2.89	0.60	SLB	Schlumberger	A	2.22	0.60
2008-05-01	TK	Teekay	D	-2.87	0.00	GR	Goodrich	A	2.31	0.00
2008-05-01	7974	Nintendo	C	-1.87	0.10	FE	Firstenergy	A	2.21	0.10
2008-05-01	MS	Morgan Stanley	D	-2.88	0.90	PSA	Public Storage	A	2.21	0.90
2008-05-01	JCI	Johnson Controls	D	-2.86	0.20	HAS	Hasbro	A	2.28	0.20
2008-05-01	KBH	Kb Home	D	-2.86	0.00	SNA	Snap-on	A	2.25	0.00
2008-05-01	PLCM	Polycom	D	-2.89	0.10	BMC	BMC Software	A	2.20	0.10
2008-05-01		Sulzer AG	D	-2.88	0.10	EMN	Eastman Chemical	A	2.21	0.10
2008-05-01	COL	Rockwell Collins	D	-2.86	0.50	R	Ryder System	A	2.31	0.50
2008-05-01	9303	Sumitomo Warehouse	D	-2.92	0.00	SEE	Sealed Air	A	2.21	0.00
2008-05-01	NOK	Nokia Adr	C	-1.88	5.90	LSI	LSI	B	1.28	5.90
2008-05-01	HSIC	Henry Schein	C	-1.85	0.20	BAX	Baxter International	A	2.29	0.20
2008-05-01	MBI	Mbia	D	-2.97	0.20					
2008-05-01	MNT	Mentor Corp	D	-2.90	0.20	STJ	St Jude Medical Inc	A	2.20	0.20
2008-05-01	MOT	Motorola Solutions	D	-2.91	0.30	BRCM	Broadcom Corp	B	1.27	0.30
2008-05-01	NEM	Newmont Mining	C	-1.87	0.50	X	United States Steel	A	2.30	0.50
2008-05-01	JBLU	Jetblue Airways	D	-2.93	0.10	WMT	Wal-mart Stores	A	2.23	0.10
2008-05-01	EPC	Edgewell Personal Care	D	-2.88	0.10	WWY	Wrigley	A	2.23	0.10
2008-05-01	MFE	McAfee	D	-2.86	0.20	MU	Micron Technology	B	1.25	0.20
2008-05-01	REC	Rec Silicon	D	-2.90	0.90	LUK	Leucadia National	A	2.21	0.90
2008-05-01	ITGR	Integer	D	-2.91	0.10	TT	Trane	A	2.29	0.10
2008-05-01	UTX	United Technologies	C	-1.85	1.00	LLL	L-3 Communications	A	2.28	1.00
2008-05-01	UNFI	United Natural Foods	D	-2.90	0.20	TJX	Tjx Companies	A	2.21	0.20
2008-05-01	JNPR	Juniper Networks	C	-1.87	1.00	LLTC	Linear Technology	B	1.23	1.00
2008-05-01	LTM	Life Time Fitness	D	-2.90	0.00	YUM	Yum Brands	A	2.21	0.00
2008-05-01	LMT	Lockheed Martin	C	-1.84	0.30	CSX	Csx	A	2.27	0.30
2008-05-01	RE	Everest Re	D	-2.86	0.20	USB	Us Bancorp	A	2.21	0.20
2008-05-01	SRE	Sempra Energy	D	-2.85	0.20	STR	Questar Corp	A	2.30	0.20
2008-05-01	CSCO	Cisco Systems	D	-2.87	1.40	XLNX	Xilinx	B	1.22	1.40
2008-05-01	BEAV	B/e Aerospace	D	-2.87	0.20	CMI	Cummins	A	2.26	0.20
2008-05-01	CNQR	Concur Technologies	C	-1.84	0.10	GOOGL	Google Class A	B	1.22	0.10
2008-05-01	CEPH	Cephalon	D	-2.86	0.30	HSP	Hospira	A	2.18	0.30
2008-05-01	MRO	Marathon Oil	D	-2.87	0.00	MUR	Murphy Oil	A	2.30	0.00
2008-05-01	IFX	Infineon Technologies	D	-2.93	0.10	TAP	Molson Coors Brewing	A	2.21	0.10
2008-05-01	SBUX	Starbucks	D	-2.93	0.40	COST	Costco Wholesale	A	2.20	0.40
2008-05-01	MRX	Medicis Pharm	D	-2.91	0.10	LH	Laboratory Corp Of America	A	2.17	0.10
2008-05-01	HSII	Heidrick & Struggles International	D	-2.91	0.00	QLGC	QLogic Corp	A	2.24	0.00
2008-05-01	ARC	Arc Document Solutions	D	-2.92	0.00	FLR	Fluor	A	2.23	0.00
2008-05-01	WSH	Willis Group Holdings	D	-2.87	0.20	NTRS	Northern Trust	A	2.20	0.20
2008-05-01	GOLD	Randgold Resources Adr	C	-1.87	0.40	FCX	Freeport-mcmoran	A	2.23	0.40
2008-05-01	MWW	Monster Worldwide	D	-2.93	0.40	TXT	Textron	A	2.23	0.40
2008-05-01	ENH	Endurance Specialty	D	-2.86	0.10	HCP	Hcp	A	2.20	0.10
2008-05-01	GPRO	Gen-Probe	D	-2.87	0.10	FRX	Forest Laboratories	A	2.16	0.10
2008-05-01	TWX	Time Warner	D	-2.89	0.30	MCD	Mcdonald's	A	2.19	0.30
2008-05-01	OSIP	OSI Pharmaceuticals	C	-1.88	0.30	BSX	Boston Scientific	B	1.21	0.30
2008-05-01	NTAP	Netapp	D	-2.90	0.90	ALTR	Altera Corp.	B	1.22	0.90
2008-05-01	LYV	Live Nation Entertainment	D	-2.90	0.10	GME	Gamestop Corp New	A	2.18	0.10
2008-05-01	WAT	Waters	D	-2.87	0.50	ZBH	Zimmer Biomet	B	1.20	0.50
2008-05-01	WB	Wachovia	D	-2.91	1.00	MMC	Marsh & McLennan Cos	A	2.20	1.00

Date	Ticker	Name	R	SM	W (%)	Ticker	Name	R	SM	W (%)
2008-05-01	WA-MUQ	Washington Mutual	D	-2.95	1.00					
2008-05-01	HIG	The Hartford Financial Services	D	-2.87	0.10	SAF	Safeco Corp	B	1.26	0.10
2008-05-01	LHCG	Lhc	D	-2.87	0.00	WYE	Wyeth	B	1.19	0.00
2008-05-01	IM	Ingram Micro	D	-2.86	0.10		Unisys Corp	B	1.22	0.10
2008-05-01	HON	Honeywell International	C	-1.84	1.10	BNI	Burlington Northern International	A	2.23	1.10
2008-05-01	ANF	Abercrombie & Fitch	D	-2.84	0.10	IGT	Game Technology PLC	A	2.16	0.10
2008-05-01	VZ	Verizon Communications	D	-2.86	0.40	T	At&t	B	1.18	0.40
2008-05-01	BKD	Brookdale Senior Living	D	-2.91	0.30	PDCO	Patterson Companies	B	1.19	0.30
2008-05-01	MWA	Mueller Water Products	D	-2.92	0.10	TYC	Tyco International	A	2.23	0.10
2008-05-01	HPQ	Hp	C	-1.85	0.80	ADI	Analog Devices	B	1.21	0.80
2008-05-01	MHS	Medco Health Solutions	C	-1.85	0.70	EXC	Exelon	A	2.28	0.70
2008-05-01	EQ	Embarq	D	-2.89	0.00	APC	Anadarko Petroleum	A	2.28	0.00
2008-05-01	PFG	Principal Financial	D	-2.87	0.30	BBT	Bb&t	B	1.23	0.30
2008-05-01	MTXX	Matrixx Initiatives	D	-2.90	0.00	ESV	Ensco	A	2.26	0.00
2008-05-01	T82U	Suntec	D	-2.88	0.20	UNP	Union Pacific	A	2.21	0.20
2008-05-01	2038	Fih Mobile	D	-2.92	0.00	AA	Alcoa	A	2.20	0.00
2008-05-01	XNPT	XenoPort	C	-1.89	0.10	HAL	Halliburton	A	2.24	0.10
2008-05-01	WBMD	Webmd Health	D	-2.91	0.00	BIG	Big Lots	B	1.37	0.00
2008-06-02	RCL	Royal Caribbean Cruises	D	-2.88	0.40	BIG	Big Lots	A	2.41	0.40
2008-06-02	AIG	American International	D	-2.91	1.30	SAF	Safeco Corp	A	2.26	1.30
2008-06-02	VLO	Valero Energy	D	-2.89	0.80	RRC	Range Resources	A	2.44	0.80
2008-06-02	BC	Brunswick	D	-2.94	0.00	PEP	Pepsico	A	2.30	0.00
2008-06-02	BDX	Becton Dickinson	C	-1.85	0.80	ESRX	Express Scripts Holding	A	2.41	0.80
2008-06-02	BEN	Franklin Resources	D	-2.88	0.60	AFL	Aflac	A	2.25	0.60
2008-06-02	BK	Bank Of New York Mellon	C	-1.86	0.20	PGR	Progressive	A	2.22	0.20
2008-06-02	CERN	Cerner	D	-2.88	0.10	WFR	SunEdison	A	2.41	0.10
2008-06-02	BBAS3	Banco Do Brasil Sa Bb Brasil	C	-1.83	0.10	WFT	Weatherford International	A	2.37	0.10
2008-06-02	VARI	Varian	D	-2.88	0.10	THC	Tenet Healthcare	A	2.32	0.10
2008-06-02	7936	Asics	D	-2.88	0.10	MUR	Murphy Oil	A	2.34	0.10
2008-06-02	2317	Hon Hai Precision Industry	D	-2.88	0.60	X	United States Steel	A	2.34	0.60
2008-06-02	ECL	Ecolab	C	-1.86	0.10	CNX	Consol Energy	A	2.59	0.10
2008-06-02	9831	Yamada Denki	D	-2.90	0.50	APC	Anadarko Petroleum	A	2.33	0.50
2008-06-02	MS	Morgan Stanley	D	-2.89	0.70	HPC	Hercules	A	2.22	0.70
2008-06-02	KBH	Kb Home	D	-2.87	0.00	HAS	Hasbro	A	2.28	0.00
2008-06-02	PLCM	Polycom	D	-2.89	0.10	LSI	LSI	A	2.30	0.10
2008-06-02	9303	Sumitomo Warehouse	D	-2.91	0.00	STR	Questar Corp	A	2.32	0.00
2008-06-02	NOK	Nokia Adr	C	-1.89	5.30	IBM	IBM	A	2.29	5.30
2008-06-02	HSIC	Henry Schein	C	-1.85	0.10	BAX	Baxter International	A	2.28	0.10
2008-06-02	MBI	Mbia	D	-2.98	0.10					
2008-06-02	MNT	Mentor Corp	D	-2.90	0.20	BSX	Boston Scientific	A	2.20	0.20
2008-06-02	MOT	Motorola Solutions	D	-2.92	0.20	EDS	Electronic Data Systems-EDS	A	2.26	0.20
2008-06-02	NEM	Newmont Mining	C	-1.86	0.50	SIAL	Sigma Aldrich	A	2.35	0.50
2008-06-02	JBLU	Jetblue Airways	D	-2.94	0.10	HRB	H.& R.block	A	2.23	0.10
2008-06-02	EPC	Edgewell Personal Care	D	-2.89	0.10	SNA	Snap-on	A	2.26	0.10
2008-06-02	RHI	Robert Half International	D	-2.85	0.30	DE	Deere	A	2.39	0.30
2008-06-02	RTN	Raytheon	C	-1.84	0.30	R	Ryder System	A	2.31	0.30
2008-06-02	ITGR	Integer	D	-2.91	0.10	FLR	Fluor	A	2.29	0.10
2008-06-02	UNFI	United Natural Foods	D	-2.89	0.20	CM-CSA	Comcast	A	2.23	0.20
2008-06-02	JNPR	Juniper Networks Teva	C	-1.88	0.90	XLNX	Xilinx	A	2.23	0.90
2008-06-02	TEVA	Pharmaceutical Industries Adr	C	-1.85	0.20	STJ	St Jude Medical Inc	A	2.18	0.20

Date	Ticker	Name	R	SM	W (%)	Ticker	Name	R	SM	W (%)
2008-06-02	LTM	Life Time Fitness	D	-2.90	0.00	WMT	Wal-mart Stores	A	2.23	0.00
2008-06-02	RE	Everest Re	D	-2.87	0.20	HCBK	Hudson City Bancorp	A	2.21	0.20
2008-06-02	BEAV	B/e Aerospace	D	-2.87	0.20	TT	Trane	A	2.29	0.20
2008-06-02	GS	Goldman Sachs	D	-2.86	0.50	EQR	Equity Residential	A	2.21	0.50
2008-06-02	IFX	Infinion Technologies	D	-2.93	0.10	ESV	Ensco	A	2.30	0.10
2008-06-02	SBUX	Starbucks	D	-2.92	0.40	AMZN	Amazon.com	A	2.21	0.40
2008-06-02	MWW	Monster Worldwide	D	-2.93	0.50	CSX	Csx	A	2.28	0.50
2008-06-02	DHI	D.r. Horton	C	-1.88	0.10	WWY	Wrigley	A	2.23	0.10
2008-06-02	ENH	Endurance Specialty	D	-2.87	0.10	SPG	Simon Property	A	2.21	0.10
2008-06-02	GPRO	Gen-Probe	D	-2.87	0.10	MDT	Medtronic	A	2.18	0.10
2008-06-02	TWX	Time Warner	D	-2.89	0.30	BBBY	Bed Bath & Beyond	A	2.21	0.30
2008-06-02	OSIP	OSI Pharmaceuticals	C	-1.88	0.30	JNJ	Johnson & Johnson	A	2.18	0.30
2008-06-02	WAT	Waters	D	-2.87	0.50	LH	Laboratory Corp Of America	A	2.17	0.50
2008-06-02	WB	Wachovia	D	-2.93	0.80	SCN	Prologis	A	2.20	0.80
2008-06-02	WA-MUQ	Washington Mutual	D	-2.97	0.70					
2008-06-02	C	Citigroup	D	-2.94	0.90	PSA	Public Storage	A	2.20	0.90
2008-06-02	ANF	Abercrombie & Fitch	D	-2.85	0.10	TJX	Tjx Companies	A	2.20	0.10
2008-06-02	MHS	Medco Health Solutions	C	-1.85	0.70	ZBH	Zimmer Biomet	B	1.19	0.70
2008-06-02	EQ	Embarq	D	-2.88	0.00	FTR	Frontier Communications	B	1.19	0.00
2008-06-02	PFG	Principal Financial	D	-2.88	0.30	AIZ	Assurant	A	2.20	0.30
2008-06-02	MTXX	Matrixx Initiatives	D	-2.88	0.00	WYE	Wyeth	B	1.19	0.00
2008-06-02	CSAN3	Cosan Sa Industria E Comercio	C	-1.86	0.10	EXC	Exelon	A	2.28	0.10
2008-06-02	CNK	Cinemark	D	-2.88	0.00	YUM	Yum Brands	A	2.20	0.00
2008-06-02	2038	Fih Mobile	D	-2.93	0.00	GR	Goodrich	A	2.28	0.00
2008-06-02	XNPT	XenoPort	D	-2.89	0.10	ABT	Abbott Laboratories	B	1.18	0.10
2008-06-02	WBMD	Webmd Health	D	-2.92	0.00	COST	Costco Wholesale	A	2.20	0.00
2008-06-02	DAL	Delta Air Lines	D	-2.96	0.10					
2008-06-02	NWA	Northwest Airlines	D	-2.96	0.10					
2008-07-01	RCL	Royal Caribbean Cruises	D	-2.92	0.30	BIG	Big Lots	A	2.42	0.30
2008-07-01	MET	Metlife	D	-2.86	0.50	SAF	Safeco Corp	A	2.26	0.50
2008-07-01	AIG	American International	D	-2.94	2.50	AFL	Aflac	A	2.24	2.50
2008-07-01	VLO	Valero Energy	D	-2.91	0.60	SWN	Southwestern Energy	A	2.56	0.60
2008-07-01	AMAT	Applied Materials	C	-1.84	2.20	WFR	SunEdison	A	2.37	2.20
2008-07-01	BC	Brunswick	D	-2.95	0.00	PEP	Pepsico	A	2.29	0.00
2008-07-01	BCR	C R Bard	C	-1.85	0.50	ESRX	Express Scripts Holding	A	2.35	0.50
2008-07-01	BDX	Becton Dickinson	C	-1.85	0.80	THC	Tenet Healthcare	A	2.30	0.80
2008-07-01	BK	Bank Of New York Mellon	D	-2.87	0.20	WU	The Western Union	A	2.21	0.20
2008-07-01	CERN	Cerner	D	-2.88	0.20	BRCM	Broadcom Corp	A	2.28	0.20
2008-07-01	VARI	Varian	D	-2.85	0.10	BAX	Baxter International	A	2.30	0.10
2008-07-01	DDR	Ddr	D	-2.87	0.30	PGR	Progressive	A	2.21	0.30
2008-07-01	2317	Hon Hai Precision Industry	D	-2.90	0.50	RRC	Range Resources	A	2.45	0.50
2008-07-01	ECL	Ecolab	C	-1.86	0.10	MEE	Massey Energy Corp	A	2.80	0.10
2008-07-01	K	Kinross Gold	C	-1.85	0.30	WFT	Weatherford International	A	2.40	0.30
2008-07-01	9831	Yamada Denki	D	-2.91	0.50	MUR	Murphy Oil	A	2.37	0.50
2008-07-01	MS	Morgan Stanley	D	-2.91	0.70	HCBK	Hudson City Bancorp	A	2.20	0.70
2008-07-01	KBH	Kb Home	D	-2.89	0.20	HAS	Hasbro	A	2.27	0.20
2008-07-01	LEN	Lennar	D	-2.91	0.30	WWY	Wrigley	A	2.24	0.30
2008-07-01	LRCX	Lam Research	D	-2.85	0.10	IBM	IBM	A	2.27	0.10
2008-07-01	NOK	Nokia Adr	D	-2.90	5.20	LSI	LSI	A	2.26	5.20
2008-07-01	HSIC	Henry Schein	D	-2.86	0.10	VAR	Varian Medical Systems	A	2.19	0.10

Date	Ticker	Name	R	SM	W (%)	Ticker	Name	R	SM	W (%)
2008-07-01	MBI	Mbia	D	-2.99	0.10					
2008-07-01	MDC	Mdc	C	-1.86	0.20	BUD	Anheuser-Busch	A	2.23	0.20
2008-07-01	MOT	Motorola Solutions	D	-2.94	0.20	EDS	Electronic Data Systems-EDS	A	2.26	0.20
2008-07-01	NEM	Newmont Mining	C	-1.84	0.60	CNX	Consol Energy	A	2.64	0.60
2008-07-01	JBLU	Jetblue Airways	D	-2.95	0.10	WMT	Wal-mart Stores	A	2.22	0.10
2008-07-01	EPC	Edgewell Personal Care	D	-2.90	0.20	SNA	Snap-on	A	2.22	0.20
2008-07-01	RHI	Robert Half International	D	-2.85	0.40	DE	Deere	A	2.36	0.40
2008-07-01	RTN	Raytheon	C	-1.86	0.30	FLR	Fluor	A	2.30	0.30
2008-07-01	RYL	Ryland Gp	C	-1.90	0.00	TAP	Molson Coors Brewing	A	2.21	0.00
2008-07-01	TOL	Toll Brothers	C	-1.87	0.50	UST	UST Inc	A	2.19	0.50
2008-07-01	ITGR	Integer	D	-2.92	0.10	R	Ryder System	A	2.29	0.10
2008-07-01	JNPR	Juniper Networks	D	-2.90	0.80	CPWR	Compuware Corp	A	2.25	0.80
2008-07-01	TEVA	Pharmaceutical Industries Adr	C	-1.84	0.30	MDT	Medtronic	A	2.19	0.30
2008-07-01	LTM	Life Time Fitness	D	-2.92	0.00	HRB	H.& R.block	A	2.21	0.00
2008-07-01	BIIB	Biogen	C	-1.85	0.60	STJ	St Jude Medical Inc	A	2.18	0.60
2008-07-01	RE	Everest Re	D	-2.88	0.20	L	Loews	A	2.20	0.20
2008-07-01	IFX	Infineon Technologies	D	-2.94	0.10	COG	Cabot Oil & Gas	A	2.36	0.10
2008-07-01	SBUX	Starbucks	D	-2.93	0.40	KR	Kroger	A	2.21	0.40
2008-07-01	AMX	America Movil	D	-2.87	1.00	CTL	Centurylink	B	1.19	1.00
2008-07-01	GOLD	Randgold Resources Adr	C	-1.84	0.40	X	United States Steel	A	2.35	0.40
2008-07-01	MWW	Monster Worldwide	D	-2.95	0.50	CMI	Cummins	A	2.25	0.50
2008-07-01	DHI	D.r. Horton	C	-1.89	0.10	LUK	Leucadia National	A	2.19	0.10
2008-07-01	ENH	Endurance Specialty	D	-2.88	0.10	AOC	Aon plc	A	2.20	0.10
2008-07-01	GPRO	Gen-Probe	D	-2.89	0.10	JNJ	Johnson & Johnson	A	2.18	0.10
2008-07-01	WAT	Waters	D	-2.86	0.60	KG	King Pharmaceuticals	B	1.20	0.60
2008-07-01	WB	Wachovia	D	-2.95	0.90					
2008-07-01	ANF	Abercrombie & Fitch	D	-2.87	0.10	WEN.2	Wendy's Intl	A	2.20	0.10
2008-07-01	MHS	Medco Health Solutions	C	-1.86	0.70	AMGN	Amgen	B	1.20	0.70
2008-07-01	EQ	Embarq	D	-2.88	0.00	FTR	Frontier Communications	B	1.19	0.00
2008-07-01	CFG	Principal Financial	D	-2.90	0.20	EQR	Equity Residential	A	2.19	0.20
2008-07-01	CSAN3	Cosan Sa Industria E Comercio	C	-1.84	0.20	STR	Questar Corp	A	2.36	0.20
2008-07-01	CNK	Cinemark	D	-2.89	0.00	COST	Costco Wholesale	A	2.20	0.00
2008-07-01	2038	Fih Mobile	D	-2.95	0.00	ESV	Ensco	A	2.34	0.00
2008-07-01	XNPT	XenoPort	D	-2.90	0.10	MYL	Mylan N.V.	B	1.19	0.10
2008-07-01	DAL	Delta Air Lines	D	-2.96	0.10					
2008-07-01	NWA	Northwest Airlines	D	-2.96	0.10					
2008-08-01	AAPL	Apple	C	-1.86	1.60	LSI	LSI	A	2.30	1.60
2008-08-01	RCL	Royal Caribbean Cruises	D	-2.90	0.30	BIG	Big Lots	A	2.41	0.30
2008-08-01	MET	Metlife	D	-2.86	0.50	MA	Mastercard	A	2.90	0.50
2008-08-01	AIG	American International	D	-2.94	2.60	SAF	Safeco Corp	A	2.26	2.60
2008-08-01	VLO	Valero Energy	D	-2.93	0.50	SWN	Southwestern Energy	A	2.42	0.50
2008-08-01	AMAT	Applied Materials	C	-1.86	2.20	CPWR	Compuware Corp	A	2.29	2.20
2008-08-01	APA	Apache	C	-1.87	1.40	WFT	Weatherford International	A	2.32	1.40
2008-08-01	BC	Brunswick	D	-2.94	0.00	HAS	Hasbro	A	2.30	0.00
2008-08-01	BCR	C R Bard	C	-1.85	0.50	GILD	Gilead Sciences	A	2.58	0.50
2008-08-01	NUAN	Nuance Communications	D	-2.88	0.10	IBM	IBM	A	2.29	0.10
2008-08-01	BK	Bank Of New York Mellon	D	-2.88	0.20	WU	The Western Union	A	2.23	0.20
2008-08-01	CERN	Cerner	D	-2.89	0.20	WFR	SunEdison	A	2.28	0.20
2008-08-01	VARI	Varian	D	-2.86	0.10	ESRX	Express Scripts Holding	A	2.39	0.10
2008-08-01	DDR	Ddr	D	-2.88	0.40	EQR	Equity Residential	A	2.22	0.40
2008-08-01	2317	Hon Hai Precision Industry	D	-2.90	0.50	EXC	Exelon	A	2.24	0.50

Date	Ticker	Name	R	SM	W (%)	Ticker	Name	R	SM	W (%)
2008-08-01	ECL	Ecolab	C	-1.86	0.10	MEE	Massey Energy Corp	A	2.66	0.10
2008-08-01	EFX	Equifax	D	-2.84	0.90	PGR	Progressive	A	2.22	0.90
2008-08-01	EMC	EMC Corp	D	-2.86	0.30	EDS	Electronic Data Systems-EDS	A	2.26	0.30
2008-08-01	RENT3	Localiza Rent A Car	C	-1.86	0.20	COG	Cabot Oil & Gas	A	2.24	0.20
2008-08-01	AKAM	Akamai Technologies	C	-1.89	0.10	BRCM	Broadcom Corp	A	2.24	0.10
2008-08-01	K	Kinross Gold	C	-1.88	0.30	BJS	BJ Services Co	A	2.24	0.30
2008-08-01	CSL	Csl	C	-1.86	0.20	SLB	Schlumberger	A	2.22	0.20
2008-08-01	GLW	Corning	D	-2.88	4.50	DELL	Dell	A	2.22	4.50
2008-08-01	9831	Yamada Denki	D	-2.91	0.10	AW	Allied Waste	A	2.22	0.10
2008-08-01	TK	Teekay	D	-2.87	0.00	DE	Deere	A	2.34	0.00
2008-08-01	MS	Morgan Stanley	D	-2.90	0.80	HPC	Hercules	A	2.22	0.80
2008-08-01	ETE	Energy Transfer Equity	D	-2.86	0.10	ESV	Ensco	A	2.29	0.10
2008-08-01	ITW	Illinois Tool Works	D	-2.86	0.10	JBL	Jabil Circuit	A	2.31	0.10
2008-08-01	KBH	Kb Home	D	-2.89	0.20	BUD	Anheuser-Busch	A	2.25	0.20
2008-08-01	LEN	Lennar	D	-2.91	0.30	WWY	Wrigley	A	2.24	0.30
2008-08-01	LRCX	Lam Research	D	-2.87	0.10	SYMC	Symantec	A	2.22	0.10
2008-08-01	NOK	Nokia Adr	D	-2.89	6.00	XLNX	Xilinx	A	2.22	6.00
2008-08-01	MAN	Manpower Rg	C	-1.88	0.10	R	Ryder System	A	2.28	0.10
2008-08-01	HSIC	Henry Schein	D	-2.86	0.20	THC	Tenet Healthcare	A	2.32	0.20
2008-08-01	MBI	Mbia	D	-2.98	0.20					
2008-08-01	MDC	Mdc	C	-1.86	0.20	SNA	Snap-on	A	2.23	0.20
2008-08-01	MER	Merrill Lynch	D	-2.95	1.80					
2008-08-01	CIEN	Ciena	D	-2.91	0.10	ALTR	Altera Corp.	A	2.21	0.10
2008-08-01	MOT	Motorola Solutions	D	-2.92	0.30	NSM	Nat Semiconductor	A	2.21	0.30
2008-08-01	NUE	Nucor	C	-1.89	0.20	X	United States Steel	A	2.30	0.20
2008-08-01	EPD	Enterprise Products Partners	D	-2.85	0.10	MUR	Murphy Oil	A	2.29	0.10
2008-08-01	PHM	Pultegroup	D	-2.88	0.30	TAP	Molson Coors Brewing	A	2.21	0.30
2008-08-01	JBLU	Jetblue Airways	D	-2.92	0.10	FDO	Family Dollar Stores	A	2.25	0.10
2008-08-01	EPC	Edgewell Personal Care	D	-2.90	0.20	AVP	Avon Products	A	2.20	0.20
2008-08-01	RTN	Raytheon	D	-2.86	0.30	CSX	Csx	A	2.27	0.30
2008-08-01	RYL	Ryland Gp	D	-2.91	0.00	GIS	General Mills	A	2.20	0.00
2008-08-01	CHRW	C.h.robinson Worldwide	C	-1.88	0.30	QLGC	QLogic Corp	A	2.26	0.30
2008-08-01	REC	Rec Silicon	D	-2.87	0.80	ITT	ITT Inc.	A	2.22	0.80
2008-08-01	TOL	Toll Brothers	D	-2.87	0.50	CPB	Campbell Soup	A	2.19	0.50
2008-08-01	VMC	Vulcan Materials Co	D	-2.87	0.20	FLR	Fluor	A	2.25	0.20
2008-08-01	EOG	Eog Resources	C	-1.88	0.50	APC	Anadarko Petroleum	A	2.25	0.50
2008-08-01	QCE	Global PVQ	D	-2.90	0.10	CAM	International Cameron Corp.	A	2.22	0.10
2008-08-01	TEVA	Teva Pharmaceutical Industries Adr	C	-1.85	0.80	BAX	Baxter International	A	2.31	0.80
2008-08-01	LTM	Life Time Fitness	D	-2.92	0.00	HRB	H.& R.block	A	2.24	0.00
2008-08-01	LMT	Lockheed Martin	C	-1.84	0.30	NSC	Norfolk Southern	A	2.24	0.30
2008-08-01	RE	Everest Re	D	-2.88	0.20	NTRS	Northern Trust	A	2.20	0.20
2008-08-01	SRE	Sempra Energy	C	-1.84	0.20	STR	Questar Corp	A	2.25	0.20
2008-08-01	GS	Goldman Sachs	D	-2.84	1.60	VNO	Vornado Realty Trust	A	2.20	1.60
2008-08-01	MRO	Marathon Oil	D	-2.86	0.00	HAL	Halliburton	A	2.24	0.00
2008-08-01	IFX	Infineon Technologies	D	-2.94	0.10	BHI	Baker Hughes	A	2.21	0.10
2008-08-01	UNH	Unitedhealth	D	-2.92	0.20	AMGN	Amgen	A	2.26	0.20
2008-08-01	KIM	Kimco Realty	D	-2.86	0.10	PCL	Plum Creek Timber Co	A	2.20	0.10
2008-08-01	SBUX	Starbucks	D	-2.94	0.40	WMT	Wal-mart Stores	A	2.23	0.40
2008-08-01	AMX	America Movil	D	-2.88	0.70	CTL	Centurylink	B	1.20	0.70
2008-08-01	ARC	Arc Document Solutions	C	-1.86	0.00	DOV	Dover	A	2.23	0.00
2008-08-01	MTU	Mitsubishi Ufj Financial Adr	D	-2.85	0.00	AOC	Aon plc	A	2.19	0.00
2008-08-01	WSH	Willis Group Holdings	D	-2.86	0.20	L	Loews	A	2.19	0.20

Date	Ticker	Name	R	SM	W (%)	Ticker	Name	R	SM	W (%)
2008-08-01	GOLD	Randgold Resources Adr	C	-1.83	0.40	AKS	Ak Steel	A	2.28	0.40
2008-08-01	MWW	Monster Worldwide	D	-2.95	0.30	UNP	Union Pacific	A	2.22	0.30
2008-08-01	JPM	Jpmorgan Chase	D	-2.86	0.50	AIZ	Assurant	A	2.17	0.50
2008-08-01	DHI	D.r. Horton	D	-2.89	0.10	HNZ	Heinz	A	2.19	0.10
2008-08-01	ENH	Endurance Specialty	D	-2.88	0.10	CB	Chubb Corp	A	2.16	0.10
2008-08-01	SNDK	Sandisk Corp	D	-2.93	0.10	LXK	Lexmark Intl	A	2.21	0.10
2008-08-01	LYV	Live Nation Entertainment	D	-2.87	0.10	TJX	Tjx Companies	A	2.21	0.10
2008-08-01	WB	Wachovia	D	-2.95	1.40	SOV	Sovereign Bncp	B	1.27	1.40
2008-08-01	HON	Honeywell International	D	-2.86	0.70	BNI	Burlington Northern	A	2.22	0.70
2008-08-01	ANF	Abercrombie & Fitch	D	-2.88	0.10	CM-CSA	Comcast	A	2.20	0.10
2008-08-01	BKD	Brookdale Senior Living	D	-2.90	0.20	KG	King Pharmaceuticals	A	2.23	0.20
2008-08-01	ASML	Asml	D	-2.88	0.50	CSC	Computer Sciences	A	2.20	0.50
2008-08-01	MHS	Medco Health Solutions	C	-1.83	0.80	VAR	Varian Medical Systems	A	2.22	0.80
2008-08-01	EQ	Embarq	D	-2.88	0.00	FTR	Frontier Communications	B	1.19	0.00
2008-08-01	PFG	Principal Financial	D	-2.90	0.30	WFC	Wells Fargo	B	1.25	0.30
2008-08-01	2038	Fih Mobile	D	-2.95	0.00					
2008-08-01	DAL	Delta Air Lines	D	-2.94	0.10	AMZN	Amazon.com	A	2.20	0.10
2008-08-01	NWA	Northwest Airlines	D	-2.94	0.20	AZO	Autozone	A	2.20	0.20
2008-08-01	ARNC	Arconic	C	-1.89	0.70	ROH	Rohm & Haas	A	2.28	0.70
2008-09-01	AAPL	Apple	C	-1.85	1.80	CPWR	Compuware Corp	A	2.30	1.80
2008-09-01	RCL	Royal Caribbean Cruises	D	-2.90	0.40	BIG	Big Lots	A	2.39	0.40
2008-09-01	MET	Metlife	D	-2.86	0.50	MA	Mastercard	A	2.92	0.50
2008-09-01	SLM	Slm	D	-2.89	0.30	SAF	Safeco Corp	A	2.27	0.30
2008-09-01	HES	Hess	C	-1.87	1.30	SWN	Southwestern Energy	A	2.44	1.30
2008-09-01	CTSH	Cognizant Technology Solutions	D	-2.87	0.70	LSI	LSI	A	2.29	0.70
2008-09-01	AIG	American International	D	-2.95	2.10	PNC	Pnc Financial Services	A	2.24	2.10
2008-09-01	VLO	Valero Energy	D	-2.93	0.60	WFT	Weatherford International	A	2.32	0.60
2008-09-01	AMAT	Applied Materials	D	-2.85	2.30	IBM	IBM	A	2.28	2.30
2008-09-01	SU	Suncor Energy	C	-1.86	0.90	GAS	Nicor	A	2.23	0.90
2008-09-01	APA	Apache	C	-1.87	1.40	MUR	Murphy Oil	A	2.28	1.40
2008-09-01	BC	Brunswick	D	-2.93	0.00	HAS	Hasbro	A	2.29	0.00
2008-09-01	BK	Bank Of New York Mellon	D	-2.88	0.20	WU	The Western Union	A	2.23	0.20
2008-09-01	TSM	Taiwan Semiconductor Manufacturing Adr	C	-1.86	0.20	BRCM	Broadcom Corp	A	2.24	0.20
2008-09-01	CERN	Cerner	D	-2.88	0.20	XLNX	Xilinx	A	2.23	0.20
2008-09-01	MON	Monsanto	C	-1.87	3.10	LEG	Leggett & Platt	A	2.26	3.10
2008-09-01	BBAS3	Banco Do Brasil Sa Bb Brasil	D	-2.87	0.10	VAR	Varian Medical Systems	A	2.23	0.10
2008-09-01	VRSN	Verisign	C	-1.87	0.70	SYMC	Symantec	A	2.23	0.70
2008-09-01	VARI	Varian	D	-2.86	0.10	GILD	Gilead Sciences	A	2.56	0.10
2008-09-01	CVS	Cvs Health	D	-2.86	0.90	RSHCQ	RS Legacy Corp	A	2.26	0.90
2008-09-01	DDR	Ddr	D	-2.87	0.50	HPC	Hercules	A	2.23	0.50
2008-09-01	2317	Hon Hai Precision Industry	D	-2.90	0.50	DOV	Dover	A	2.23	0.50
2008-09-01	ECL	Ecolab	C	-1.85	0.10	ROH	Rohm & Haas	A	2.28	0.10
2008-09-01	MPEL	Melco Crown Sp Adr	D	-2.92	0.00	EXC	Exelon	A	2.25	0.00
2008-09-01	EMC	EMC Corp	D	-2.86	0.30	ALTR	Altera Corp.	A	2.22	0.30
2008-09-01	EMR	Emerson Electric	D	-2.87	0.80	JBL	Jabil Circuit	A	2.31	0.80
2008-09-01	ALB	Albemarle	C	-1.85	0.10	CF	Cf Industries	A	2.20	0.10
2008-09-01	RENT3	Localiza Rent A Car	D	-2.88	0.10	DVA	Davita	A	2.23	0.10
2008-09-01	K	Kinross Gold	C	-1.89	0.20	KG	King Pharmaceuticals	A	2.22	0.20
2008-09-01	GLW	Corning	D	-2.88	4.60	ACS	Affiliated Computer	A	2.22	4.60

Date	Ticker	Name	R	SM	W (%)	Ticker	Name	R	SM	W (%)
2008-09-01	500325	Reliance Industries	D	-2.87	0.10	AMZN	Amazon.com	A	2.22	0.10
2008-09-01	TK	Teekay	D	-2.89	0.00	R	Ryder System	A	2.28	0.00
2008-09-01	MS	Morgan Stanley	D	-2.90	1.40	EQR	Equity Residential	A	2.21	1.40
2008-09-01	ETE	Energy Transfer Equity	D	-2.86	0.10	ESV	Ensco	A	2.28	0.10
2008-09-01	ITW	Illinois Tool Works	D	-2.85	0.10	CSX	Csx	A	2.27	0.10
2008-09-01	KBH	Kb Home	D	-2.87	0.20	BUD	Anheuser-Busch	A	2.25	0.20
2008-09-01	LEN	Lennar	D	-2.90	0.40	WWY	Wrigley	A	2.24	0.40
2008-09-01	9303	Sumitomo Warehouse	D	-2.88	0.00	KSS	Kohl's	A	2.21	0.00
2008-09-01	LRCX	Lam Research	D	-2.86	0.10	NSM	Nat Semiconductor	A	2.22	0.10
2008-09-01	NOK	Nokia Adr	D	-2.90	5.60	LXK	Lexmark Intl	A	2.21	5.60
2008-09-01	MAN	Manpower Rg	D	-2.88	0.10	QLGC	QLogic Corp	A	2.26	0.10
2008-09-01	MDC	Mdc	D	-2.84	0.30	SNA	Snap-on	A	2.24	0.30
2008-09-01	MER	Merrill Lynch	D	-2.95	0.80					
2008-09-01	CIEN	Ciena	D	-2.92	0.10	MCHP	Microchip Technology	A	2.20	0.10
2008-09-01	MNT	Mentor Corp	D	-2.87	0.20	ESRX	Express Scripts Holding	A	2.41	0.20
2008-09-01	BTOW3	B2w - Companhia Digital	D	-2.90	0.10	CM-CSA	Comcast	A	2.21	0.10
2008-09-01	NUE	Nucor	C	-1.89	0.20	SIAL	Sigma Aldrich	A	2.18	0.20
2008-09-01	OXY	Occidental Petroleum	C	-1.86	0.50	APC	Anadarko Petroleum	A	2.27	0.50
2008-09-01	CB	Chubb	D	-2.86	0.20	UNM	Unum	A	2.21	0.20
2008-09-01	EPD	Enterprise Products Partners	D	-2.85	0.10	COG	Cabot Oil & Gas	A	2.23	0.10
2008-09-01	RTN	Raytheon	D	-2.85	0.40	FLR	Fluor	A	2.25	0.40
2008-09-01	RYL	Ryland Gp	D	-2.90	0.00	JNY	Jones Group	A	2.23	0.00
2008-09-01	CHRW	C.h.robison Worldwide	C	-1.87	0.30	NSC	Norfolk Southern	A	2.25	0.30
2008-09-01	TEF	Telefonica Adr	D	-2.88	0.60	CTL	Centurylink	A	2.21	0.60
2008-09-01	TER	Teradyne	D	-2.89	0.30	DELL	Dell	A	2.20	0.30
2008-09-01	REC	Rec Silicon	D	-2.84	0.90	GWV	Ww Grainger	A	2.21	0.90
2008-09-01	JNPR	Juniper Networks	D	-2.84	1.00	NOVL	Novell	B	1.20	1.00
2008-09-01	EOG	Eog Resources	C	-1.88	0.50	HAL	Halliburton	A	2.23	0.50
2008-09-01	QCE	Global PVQ	D	-2.89	0.10	AZO	Autozone	A	2.21	0.10
2008-09-01	LTM	Life Time Fitness	D	-2.91	0.00	FDO	Family Dollar Stores	A	2.26	0.00
2008-09-01	RE	Everest Re	D	-2.88	0.20	VNO	Vornado Realty Trust	A	2.21	0.20
2008-09-01	SRE	Sempra Energy	C	-1.83	0.20	STR	Questar Corp	A	2.25	0.20
2008-09-01	CSCO	Cisco Systems	D	-2.85	1.40	HPQ	Hewlett-Packard	B	1.19	1.40
2008-09-01	GS	Goldman Sachs	D	-2.85	1.50	NTRS	Northern Trust	A	2.21	1.50
2008-09-01	SSP	E.w. Scripps	D	-2.89	0.00	HRB	H.& R.block	A	2.25	0.00
2008-09-01	MRO	Marathon Oil	D	-2.86	0.00	BJS	BJ Services Co	A	2.22	0.00
2008-09-01	UNH	Unitedhealth	D	-2.91	0.20	THC	Tenet Healthcare	A	2.32	0.20
2008-09-01	SBUX	Starbucks	D	-2.85	0.40	WMT	Wal-mart Stores	A	2.23	0.40
2008-09-01	MRX	Medicis Pharm	D	-2.86	0.10	BAX	Baxter International	A	2.31	0.10
2008-09-01	AMX	America Movil	D	-2.87	0.70	FTR	Frontier Communications	A	2.21	0.70
2008-09-01	VMED	Virgin Media Inc.	D	-2.88	0.10	TJX	Tjx Companies	A	2.23	0.10
2008-09-01	MTU	Mitsubishi Ufj Financial Adr	D	-2.87	0.00	MMC	Marsh & Mclennan Cos	A	2.20	0.00
2008-09-01	GIVN	Givaudan	D	-2.87	0.30	ABI	Applied Biosystems	A	2.21	0.30
2008-09-01	WSH	Willis Group Holdings	D	-2.84	0.20	PCL	Plum Creek Timber Co	A	2.20	0.20
2008-09-01	GOLD	Randgold Resources Adr	C	-1.85	0.40	IP	International Paper	B	1.20	0.40
2008-09-01	MWW	Monster Worldwide	D	-2.95	0.30	AW	Allied Waste	A	2.24	0.30
2008-09-01	JPM	Jpmorgan Chase	D	-2.86	0.20	AVB	Avalonbay Communities	A	2.20	0.20
2008-09-01	DHI	D.r. Horton	D	-2.88	0.10	AVP	Avon Products	A	2.20	0.10
2008-09-01	ENH	Endurance Specialty	D	-2.87	0.10	AOC	Aon plc	A	2.20	0.10
2008-09-01	BRK.A	Berkshire Hathaway	D	-2.87	0.20	HCP	Hcp	A	2.20	0.20
2008-09-01	DNR	Denbury Resources	C	-1.90	0.60	SLB	Schlumberger	A	2.21	0.60
2008-09-01	2628	China Life Insurance	D	-2.91	0.40	STJ	St Jude Medical Inc	A	2.21	0.40
2008-09-01	SNDK	Sandisk Corp	D	-2.93	0.10	INTU	Intuit	B	1.19	0.10

Date	Ticker	Name	R	SM	W (%)	Ticker	Name	R	SM	W (%)
2008-09-01	WB	Wachovia	D	-2.95	1.20					
2008-09-01	HON	Honeywell International	D	-2.87	0.70	UNP	Union Pacific	A	2.24	0.70
2008-09-01	ANF	Abercrombie & Fitch	D	-2.89	0.10	LTD	L Brands	A	2.22	0.10
2008-09-01	BKD	Brookdale Senior Living	D	-2.86	0.30	BRL	Barr Pharmaceuticals	A	2.30	0.30
2008-09-01	ASML	Asml	D	-2.87	0.60	INTC	Intel	B	1.18	0.60
2008-09-01	MHS	Medco Health Solutions	C	-1.84	0.70	AMGN	Amgen	A	2.26	0.70
2008-09-01	SY1	Symrise	D	-2.91	0.10	ITT	ITT Inc.	A	2.21	0.10
2008-09-01	PXP	Plains Exploration & Production	C	-1.89	0.40	CAM	Cameron International Corp.	A	2.21	0.40
2008-09-01	T82U	Suntec	D	-2.86	0.30	BHI	Baker Hughes	A	2.20	0.30
2008-09-01	2038	Fih Mobile	D	-2.96	0.00					
2008-09-01	HIMX	Himax Technologies Adr	C	-1.90	0.00	CA	Ca	B	1.18	0.00
2008-09-01	LULU	Lululemon Athletica	D	-2.94	0.00	GIS	General Mills	A	2.20	0.00
2008-09-01	GOOGL	Alphabet	D	-2.87	2.10	BNI	Burlington Northern	A	2.23	2.10
2008-09-01	ARNC	Arconic	D	-2.89	0.70	AVY	Avery Dennison	B	1.19	0.70
2008-10-01	AME	Ametek	C	-1.87	0.10	FAST	Fastenal	A	2.23	0.10
2008-10-01	AAPL	Apple	C	-1.90	1.80	IBM	IBM	A	2.25	1.80
2008-10-01	RCL	Royal Caribbean Cruises	D	-2.92	0.40	BIG	Big Lots	A	2.36	0.40
2008-10-01	MTX	Minerals Technologies	C	-1.87	0.10	ROH	Rohm & Haas	A	2.26	0.10
2008-10-01	SLM	Slm	D	-2.94	0.20	PNC	Pnc Financial Services	A	2.26	0.20
2008-10-01	HES	Hess	C	-1.90	1.30	SWN	Southwestern Energy	A	2.35	1.30
2008-10-01	CTSH	Cognizant Technology Solutions	D	-2.90	0.70	CPWR	Compuware Corp	A	2.25	0.70
2008-10-01	AIG	American International	D	-2.99	0.20					
2008-10-01	VLO	Valero Energy	D	-2.94	1.10	MUR	Murphy Oil	A	2.22	1.10
2008-10-01	ELD	Eldorado Gold	C	-1.87	0.10	KSS	Kohl's	A	2.19	0.10
2008-10-01	AMAT	Applied Materials	D	-2.87	2.70	LSI	LSI	A	2.23	2.70
2008-10-01	APA	Apache	C	-1.89	0.90	APC	Anadarko Petroleum	A	2.21	0.90
2008-10-01	BB	Blackberry	C	-1.92	1.10	AVB	Avalonbay Communities	A	2.19	1.10
2008-10-01	BA	Boeing	D	-2.89	0.40	NSC	Norfolk Southern	A	2.22	0.40
2008-10-01	BK	Bank Of New York Mellon	D	-2.89	0.10	BBT	Bb&t	A	2.24	0.10
2008-10-01	TSM	Semiconductor Manufacturing Adr	D	-2.87	0.20	ACS	Affiliated Computer	A	2.21	0.20
2008-10-01	FSLR	First Solar	C	-1.89	0.40	WFT	Weatherford International	A	2.20	0.40
2008-10-01	MON	Monsanto	C	-1.89	3.20	HAS	Hasbro	A	2.26	3.20
2008-10-01	BBAS3	Banco Do Brasil Sa Bb Brasil	D	-2.87	0.10	PRU	Prudential Financial	A	2.19	0.10
2008-10-01	CMI	Cummins	C	-1.90	0.20	QLGC	QLogic Corp	A	2.22	0.20
2008-10-01	VARI	Varian	D	-2.88	0.10	GILD	Gilead Sciences	A	2.49	0.10
2008-10-01	CVS	Cvs Health	D	-2.87	1.00	FDO	Family Dollar Stores	A	2.26	1.00
2008-10-01	DDR	Ddr	D	-2.88	0.50	EQR	Equity Residential	A	2.22	0.50
2008-10-01	2317	Hon Hai Precision Industry	D	-2.92	0.50	ABT	Abbott Laboratories	A	2.19	0.50
2008-10-01	EMR	Emerson Electric	D	-2.89	0.50	PTV	Pactiv Corp	A	2.22	0.50
2008-10-01	ALB	Albemarle	C	-1.89	0.10	PPG	Ppg Industries	A	2.18	0.10
2008-10-01	RENT3	Localiza Rent A Car	D	-2.93	0.10	HCBK	Hudson City Bancorp	A	2.19	0.10
2008-10-01	FMC	Fmc	C	-1.89	0.20	SIAL	Sigma Aldrich	A	2.17	0.20
2008-10-01	NOV	National Oilwell Varco	C	-1.91	0.70	COG	Cabot Oil & Gas	A	2.18	0.70
2008-10-01	K	Kinross Gold	C	-1.89	0.30	TJX	Tjx Companies	A	2.19	0.30
2008-10-01	STT	State Street	D	-2.87	0.10	PSA	Public Storage	A	2.22	0.10
2008-10-01	GLW	Corning	D	-2.91	4.50	ALTR	Altera Corp.	A	2.20	4.50
2008-10-01	500325	Reliance Industries	D	-2.88	0.20	DGX	Quest Diagnostics	A	2.19	0.20

Date	Ticker	Name	R	SM	W (%)	Ticker	Name	R	SM	W (%)
2008-10-01	TK	Teekay	D	-2.92	0.00	CVG	Convergys	A	2.21	0.00
2008-10-01	7974	Nintendo	D	-2.89	0.10	KG	King Pharmaceuticals	A	2.19	0.10
2008-10-01	ETE	Energy Transfer Equity	D	-2.89	0.10	BUD	Anheuser-Busch	A	2.24	0.10
2008-10-01	CPRT	Copart	C	-1.87	0.10	WMT	Wal-mart Stores	A	2.24	0.10
2008-10-01	ITW	Illinois Tool Works	D	-2.87	0.20	BNI	Burlington Northern	A	2.19	0.20
2008-10-01	LEN	Lennar	D	-2.85	0.60	LEG	Leggett & Platt	A	2.26	0.60
2008-10-01	9303	Sumitomo Warehouse	D	-2.87	0.00	VNO	Vornado Realty Trust	A	2.19	0.00
2008-10-01	LRCX	Lam Research	D	-2.88	0.10	SYMC	Symantec	A	2.19	0.10
2008-10-01	NOK	Nokia Adr	D	-2.92	5.30	INTU	Intuit	A	2.19	5.30
2008-10-01	MAN	Manpower Rg	D	-2.90	0.10	UNP	Union Pacific	A	2.19	0.10
2008-10-01	CIEN	Ciena	D	-2.95	0.00					
2008-10-01	EVR	Evercore Partners	D	-2.92	0.00	HCP	Hcp	A	2.21	0.00
2008-10-01	MNT	Mentor Corp	D	-2.87	0.30	ESRX	Express Scripts Holding	A	2.41	0.30
2008-10-01	BTOW3	B2w - Companhia Digital	D	-2.92	0.10	ABI	Applied Biosystems	A	2.19	0.10
2008-10-01	NEM	Newmont Mining	D	-2.87	0.80	IP	International Paper	B	1.20	0.80
2008-10-01	NCM	Newcrest Mining	D	-2.88	0.40	HNZ	Heinz	A	2.19	0.40
2008-10-01	EPD	Enterprise Products Partners	D	-2.87	0.10	CPB	Campbell Soup	A	2.22	0.10
2008-10-01	FWRD	Forward Air	C	-1.88	0.00	GWW	Ww Grainger	A	2.19	0.00
2008-10-01	PPL	Ppl	D	-2.89	0.10	GAS	Nicor	A	2.23	0.10
2008-10-01	RTN	Raytheon	D	-2.87	0.40	CTAS	Cintas	A	2.19	0.40
2008-10-01	SII	Smith International	C	-1.89	0.10	VAR	Varian Medical Systems	A	2.21	0.10
2008-10-01	CHRW	C.h.robinson Worldwide	C	-1.87	0.40	SHW	Sherwin-williams	A	2.18	0.40
2008-10-01	SPXC	Spx	C	-1.91	0.40	MWV	MeadWestvaco	A	2.18	0.40
2008-10-01	TEF	Telefonica Adr	D	-2.88	0.70	CTL	Centurylink	A	2.20	0.70
2008-10-01	TER	Teradyne	D	-2.91	0.30	DELL	Dell	A	2.15	0.30
2008-10-01	REC	Rec Silicon	D	-2.90	0.60	PG	Procter & Gamble	A	2.19	0.60
2008-10-01	TXN	Texas Instruments	D	-2.89	0.30	EK	Eastman Kodak	B	1.21	0.30
2008-10-01	WMB	Williams Companies	D	-2.91	0.40	GIS	General Mills	A	2.21	0.40
2008-10-01	JNPR	Juniper Networks	D	-2.88	0.90	INTC	Intel	B	1.15	0.90
2008-10-01	EOG	Eog Resources	C	-1.90	0.60	JNY	Jones Group	A	2.21	0.60
2008-10-01	NBR	Nabors Industries	C	-1.92	0.10	UST	UST Inc	A	2.21	0.10
2008-10-01	ETR	Entergy	D	-2.88	0.30	ED	Consolidated Edison	A	2.19	0.30
2008-10-01	500228	Jsw Steel	D	-2.93	0.10	CL	Colgate-palmolive	A	2.19	0.10
2008-10-01	SRE	Sempra Energy	C	-1.85	0.30	TEG	Integrays Energy	A	2.19	0.30
2008-10-01	CSCO	Cisco Systems	D	-2.87	1.50	GENZ	Genzyme General	A	2.21	1.50
2008-10-01	GS	Goldman Sachs	D	-2.88	0.20	USB	Us Bancorp	A	2.21	0.20
2008-10-01	SSP	E.w. Scripps	D	-2.90	0.00	HRB	H.& R.block	A	2.23	0.00
2008-10-01	MRO	Marathon Oil	D	-2.88	0.00	HSY	The Hershey	A	2.21	0.00
2008-10-01	UNH	Unitedhealth	D	-2.93	0.20	BAX	Baxter International	A	2.31	0.20
2008-10-01	SBUX	Starbucks	D	-2.85	0.50	RSHCQ	RS Legacy Corp	A	2.23	0.50
2008-10-01	MRX	Medicis Pharm	D	-2.90	0.10	BRL	Barr Pharmaceuticals	A	2.29	0.10
2008-10-01	AMX	America Movil	D	-2.88	0.70	FTR	Frontier Communications	A	2.19	0.70
2008-10-01	VMED	Virgin Media Inc.	D	-2.92	0.10	APOL	Apollo Educat Grp	A	2.23	0.10
2008-10-01	MTU	Mitsubishi Ufj Financial Adr	D	-2.84	0.00	UNM	Unum	A	2.21	0.00
2008-10-01	GIVN	Givaudan	D	-2.87	0.30	D	Dominion Resources	A	2.19	0.30
2008-10-01	WSH	Willis Group Holdings	D	-2.85	0.20	HPC	Hercules	A	2.21	0.20
2008-10-01	GOLD	Randgold Resources Adr	C	-1.85	0.40	IFF	International Flavors & Fragrances	B	1.17	0.40
2008-10-01	MWW	Monster Worldwide	D	-2.96	0.30					
2008-10-01	SYK	Stryker	C	-1.84	0.20	THC	Tenet Healthcare	A	2.28	0.20
2008-10-01	WYE	Wyeth	D	-2.87	0.10	AMGN	Amgen	A	2.25	0.10
2008-10-01	STJ	St Jude Medical Inc	C	-1.85	0.30	DVA	Davita	A	2.22	0.30
2008-10-01	DNR	Denbury Resources	D	-2.92	0.50	STZ	Constellation Brands	A	2.20	0.50

Date	Ticker	Name	R	SM	W (%)	Ticker	Name	R	SM	W (%)
2008-10-01	2628	China Life Insurance	D	-2.91	0.50	AMZN	Amazon.com	A	2.19	0.50
2008-10-01	SNDK	Sandisk Corp	D	-2.90	0.10	CLX	Clorox	A	2.20	0.10
2008-10-01	DTV	DIRECTV	C	-1.85	0.50	LOW	Lowe's Companies	A	2.21	0.50
2008-10-01	WB	Wachovia	D	-2.99	0.10					
2008-10-01	BTU	Peabody Energy Corp	C	-1.92	1.30	DD	E.i. Du Pont De Nemours	B	1.16	1.30
2008-10-01	HON	Honeywell International	D	-2.89	0.30	ITT	ITT Inc.	A	2.18	0.30
2008-10-01	ANF	Abercrombie & Fitch	D	-2.92	0.10	MCD	Mcdonald's	A	2.20	0.10
2008-10-01	LVLT	Level 3 Communications	C	-1.89	0.10	EL	Estee Lauder Companies	A	2.20	0.10
2008-10-01	ASML	Asml	D	-2.90	0.50	PCL	Plum Creek Timber Co	A	2.20	0.50
2008-10-01	CACI	Caci International	C	-1.84	0.10	K	Kellogg	A	2.20	0.10
2008-10-01	CSE	CapitalSource	D	-2.85	0.20	MMC	Marsh & McLennan Cos	A	2.20	0.20
2008-10-01	SY1	Symrise	D	-2.91	0.10	HOG	Harley-davidson	A	2.19	0.10
2008-10-01	532868	Dlf	D	-2.95	0.10					
2008-10-01	PXP	Plains Exploration & Production	C	-1.93	0.30	KFT	Mondelez International Inc.	A	2.20	0.30
2008-10-01	OMTR	Omniture	D	-2.92	0.20	AVP	Avon Products	A	2.20	0.20
2008-10-01	CSAN3	Cosan Sa Industria E Comercio	C	-1.93	0.10	AZO	Autozone	A	2.18	0.10
2008-10-01	T82U	Suntec	D	-2.88	0.30	JNJ	Johnson & Johnson	A	2.18	0.30
2008-10-01	532832	Indiabulls Real Estate	D	-2.97	0.10					
2008-10-01	2038	Fih Mobile	D	-2.98	0.00					
2008-10-01	MRVE3	Mrv Engenharia E Participacoes	D	-2.93	0.00	NTRS	Northern Trust	A	2.18	0.00
2008-10-01	HIMX	Himax Technologies Adr	D	-2.92	0.00	JNS	Janus Capital	A	2.20	0.00
2008-10-01	LULU	Lululemon Athletica	D	-2.93	0.10	WWY	Wrigley	A	2.24	0.10
2008-10-01	658	China High Speed Transmission Equipment	C	-1.85	0.10	VFC	Vf	A	2.18	0.10
2008-10-01	CNQ	Canadian Natural Resources	C	-1.89	4.10	SO	Southern	A	2.18	4.10
2008-10-01	GOOGL	Alphabet	D	-2.88	1.50	KR	Kroger	A	2.19	1.50
2008-11-03	AME	Ametek	D	-2.90	0.10	PTV	Pactiv Corp	A	2.21	0.10
2008-11-03	AAPL	Apple	D	-2.91	1.30	ACS	Affiliated Computer	A	2.17	1.30
2008-11-03	APH	Amphenol	D	-2.91	0.70	FAST	Fastenal	A	2.21	0.70
2008-11-03	AMED	Amedisys	C	-1.86	0.20	GILD	Gilead Sciences	A	2.51	0.20
2008-11-03	OSH	Oil Search	C	-1.89	0.20	WY	Weyerhaeuser	B	1.13	0.20
2008-11-03	DNA	Genentech	C	-1.86	2.00	ESRX	Express Scripts Holding	A	2.34	2.00
2008-11-03	CVD	Covance Inc	D	-2.90	0.60	BRL	Barr Pharmaceuticals	A	2.28	0.60
2008-11-03	ADBE	Adobe Systems	D	-2.90	0.30	LSI	LSI	A	2.17	0.30
2008-11-03	WU	The Western Union	C	-1.91	0.20	BBT	Bb&t	A	2.22	0.20
2008-11-03	RCL	Royal Caribbean Cruises	D	-2.95	0.30	FDO	Family Dollar Stores	A	2.28	0.30
2008-11-03	MTX	Minerals Technologies	D	-2.87	0.10	ROH	Rohm & Haas	A	2.26	0.10
2008-11-03	SLM	Slm	D	-2.93	0.20	HCBK	Hudson City Bancorp	A	2.19	0.20
2008-11-03	HES	Hess	D	-2.93	1.10	SWN	Southwestern Energy	A	2.39	1.10
2008-11-03	CTSH	Cognizant Technology Solutions	D	-2.91	1.00	INTU	Intuit	A	2.16	1.00
2008-11-03	AIG	American International	D	-2.99	0.20					
2008-11-03	VLO	Valero Energy	D	-2.96	1.10					
2008-11-03	ELD	Eldorado Gold	C	-1.91	0.10	SHLD	Sears	B	1.13	0.10
2008-11-03	AMAT	Applied Materials	D	-2.89	3.50	SYMC	Symantec	A	2.13	3.50
2008-11-03	APA	Apache	D	-2.91	0.40	LEG	Leggett & Platt	A	2.20	0.40
2008-11-03	BB	Blackberry	D	-2.93	1.10	CITGQ	CIT	B	1.12	1.10

Date	Ticker	Name	R	SM	W (%)	Ticker	Name	R	SM	W (%)
2008-11-03	SPLS	Staples	D	-2.88	3.60	APOL	Apollo Educat Grp	A	2.26	3.60
2008-11-03	ATW	Atwood Oceanics	D	-2.93	0.10	CLX	Clorox	A	2.20	0.10
2008-11-03	BC	Brunswick Taiwan	D	-2.96	0.00					
2008-11-03	TSM	Semiconductor Manufacturing Adr	D	-2.89	0.30	DELL	Dell	A	2.12	0.30
2008-11-03	SAP	Sap Adr	D	-2.90	0.30	HSY	The Hershey	A	2.19	0.30
2008-11-03	CELG	Celgene	C	-1.86	0.30	AMGN	Amgen	A	2.26	0.30
2008-11-03	FSLR	First Solar	D	-2.91	0.50	K	Kellogg	A	2.18	0.50
2008-11-03	MON	Monsanto	D	-2.90	2.90	BUD	Anheuser-Busch	A	2.23	2.90
2008-11-03	CRL	Charles River Laboratories International	D	-2.91	0.40	THC	Tenet Healthcare	A	2.22	0.40
2008-11-03	BBAS3	Banco Do Brasil Sa Bb Brasil	D	-2.92	0.00	TWX	Time Warner	B	1.12	0.00
2008-11-03	CMI	Cummins	D	-2.94	0.30	BNI	Burlington Northern	A	2.19	0.30
2008-11-03	CVS	Cvs Health	D	-2.88	1.10	WMT	Wal-mart Stores	A	2.22	1.10
2008-11-03	DDR	Ddr	D	-2.95	0.30					
2008-11-03	DHR	Danaher	D	-2.89	0.80	UNP	Union Pacific	A	2.18	0.80
2008-11-03	2317	Hon Hai Precision Industry	D	-2.94	0.50	MCO	Moody's	B	1.12	0.50
2008-11-03	FLIR	Flir Systems	C	-1.88	1.30	SHW	Sherwin-williams	A	2.17	1.30
2008-11-03	MPEL	Melco Crown Sp Adr	D	-2.95	0.00	KFT	Mondelez International Inc.	A	2.17	0.00
2008-11-03	EFX	Equifax	D	-2.88	1.10	MMC	Marsh & Mclennan Cos	A	2.18	1.10
2008-11-03	EMR	Emerson Electric	D	-2.91	0.50	CTAS	Cintas	A	2.16	0.50
2008-11-03	ALB	Albemarle	D	-2.91	0.10	PPG	Ppg Industries	A	2.15	0.10
2008-11-03	SPG	Simon Property	C	-1.89	0.20	HPC	Hercules	A	2.18	0.20
2008-11-03	RENT3	Localiza Rent A Car	D	-2.94	0.10	BBY	Best Buy	B	1.11	0.10
2008-11-03	FMC	Fmc	C	-1.90	0.50	IFF	International Flavors & Fragrances	B	1.14	0.50
2008-11-03	K	Kinross Gold	D	-2.92	0.30	CCL	Carnival	B	1.11	0.30
2008-11-03	GENZ	Genzyme General	C	-1.85	0.30	ABT	Abbott Laboratories	A	2.19	0.30
2008-11-03	GLW	Corning	D	-2.93	5.30	PG	Procter & Gamble	A	2.17	5.30
2008-11-03	500325	Reliance Industries	D	-2.91	0.10	LIZ	Kate Spade & Co	B	1.11	0.10
2008-11-03	CHK	Chesapeake Energy	D	-2.95	0.60					
2008-11-03	TK	Teekay	D	-2.93	0.00	VMC	Vulcan Materials Co	A	2.15	0.00
2008-11-03	7974	Nintendo	D	-2.92	0.30	WY	Weyerhaeuser	B	1.13	0.10
2008-11-03	ETE	Energy Transfer Equity	D	-2.90	0.10	SO	Southern	A	2.17	0.10
2008-11-03	ITW	Illinois Tool Works	D	-2.90	0.20	ADP	Automatic Data Processing	A	2.14	0.20
2008-11-03		Sulzer AG	D	-2.92	0.30	WY	Weyerhaeuser	B	1.13	0.10
2008-11-03	LEN	Lennar	D	-2.92	0.40	UST	UST Inc	A	2.21	0.40
2008-11-03	9303	Sumitomo Warehouse	D	-2.88	0.00	WY	Weyerhaeuser	B	1.13	0.10
2008-11-03	LRCX	Lam Research	D	-2.91	0.10	PCG	Pg&e	A	2.17	0.10
2008-11-03	NOK	Nokia Adr	D	-2.94	6.30	HNZ	Heinz	A	2.17	6.30
2008-11-03	LUV	Southwest Airlines	C	-1.88	0.20	HRB	H.& R.block	A	2.19	0.20
2008-11-03	MAN	Manpower Rg	D	-2.92	0.10	FISV	Fiserv	A	2.12	0.10
2008-11-03	HSIC	Henry Schein	D	-2.87	0.20	DGX	Quest Diagnostics	A	2.17	0.20
2008-11-03	CIEN	Ciena	D	-2.96	0.00					
2008-11-03	MNT	Mentor Corp	D	-2.91	0.20	JNJ	Johnson & Johnson	A	2.17	0.20
2008-11-03	BTOW3	B2w - Companhia Digital	D	-2.95	0.10	WY	Weyerhaeuser	B	1.13	0.10
2008-11-03	MOT	Motorola Solutions	D	-2.92	0.20	CL	Colgate-palmolive	A	2.16	0.20
2008-11-03	NEM	Newmont Mining	D	-2.91	0.70	DD	E.i. Du Pont De Nemours	B	1.13	0.70
2008-11-03	NCM	Newcrest Mining	D	-2.91	0.40	WY	Weyerhaeuser	B	1.13	0.10
2008-11-03	ORCL	Oracle	D	-2.87	1.80	HCP	Hcp	A	2.15	1.80
2008-11-03	EPD	Enterprise Products Partners	D	-2.87	0.10	XEL	Xcel Energy	A	2.15	0.10
2008-11-03	FWRD	Forward Air	D	-2.89	0.10	MWV	MeadWestvaco	A	2.11	0.10
2008-11-03	PPL	Ppl	D	-2.90	0.10	GAS	Nicor	A	2.24	0.10
2008-11-03	SBE	Sibir Energy	D	-2.95	0.10	WY	Weyerhaeuser	B	1.13	0.10
2008-11-03	RHI	Robert Half International	D	-2.89	0.50	CVG	Convergys	A	2.11	0.50

Date	Ticker	Name	R	SM	W (%)	Ticker	Name	R	SM	W (%)
2008-11-03	RTN	Raytheon	D	-2.88	0.50	PAYX	Paychex	B	1.16	0.50
2008-11-03	SII	Smith International	D	-2.94	0.10	PCL	Plum Creek Timber Co	A	2.15	0.10
2008-11-03	CHRW	C.h.robinson Worldwide	D	-2.87	0.50	SEE	Sealed Air	B	1.13	0.50
2008-11-03	SPXC	Spx	D	-2.95	0.30					
2008-11-03	SUN	Sunoco	D	-2.94	0.10	UNM	Unum	A	2.14	0.10
2008-11-03	TEF	Telefonica Adr	D	-2.91	0.70	CTL	Centurylink	A	2.15	0.70
2008-11-03	TER	Teradyne	D	-2.94	0.30	EL	Estee Lauder Companies	A	2.14	0.30
2008-11-03	TMO	Thermo Fisher Scientific	D	-2.89	0.20	AGN	Allergan	B	1.12	0.20
2008-11-03	REC	Rec Silicon	D	-2.94	0.30	WY	Weyerhaeuser	B	1.13	0.10
2008-11-03	TXN	Texas Instruments	D	-2.90	0.30	NTRS	Northern Trust	A	2.14	0.30
2008-11-03	WMB	Williams Companies	D	-2.92	0.50	VFC	Vf	A	2.13	0.50
2008-11-03	JNPR	Juniper Networks	D	-2.89	1.10	JNY	Jones Group	A	2.13	1.10
2008-11-03	EOG	Eog Resources	D	-2.91	0.30	BXP	Boston Properties	A	2.12	0.30
2008-11-03	IART	Integra Lifesciences	D	-2.87	0.20	HOG	Harley-davidson	A	2.12	0.20
2008-11-03	QCE	Global PVQ	D	-2.91	0.10	WY	Weyerhaeuser	B	1.13	0.10
2008-11-03	NBR	Nabors Industries Teva	D	-2.95	0.10					
2008-11-03	TEVA	Pharmaceutical Industries Adr	D	-2.85	1.20	PRU	Prudential Financial	A	2.10	1.20
2008-11-03	BIIB	Biogen	D	-2.89	0.30	FHN	First Horizon National	B	1.39	0.30
2008-11-03	ETR	Entergy	D	-2.89	0.40	ED	Consolidated Edison	A	2.19	0.40
2008-11-03	500228	Jsw Steel	D	-2.95	0.10	WY	Weyerhaeuser	B	1.13	0.10
2008-11-03	SRE	Sempra Energy	C	-1.88	0.30	TEG	Integrus Energy	A	2.18	0.30
2008-11-03	CSCO	Cisco Systems	D	-2.90	1.10	MBI	Mbia	B	1.39	1.10
2008-11-03	1025	Wumart Stores -h-	D	-2.88	0.10	WY	Weyerhaeuser	B	1.13	0.10
2008-11-03	NKE	Nike	D	-2.86	0.90	GIS	General Mills	A	2.21	0.90
2008-11-03	MU	Micron Technology	D	-2.91	0.20	ZION	Zions Bancorp	B	1.35	0.20
2008-11-03	SSP	E.w. Scripps	D	-2.93	0.00	LOW	Lowe's Companies	A	2.19	0.00
2008-11-03	MRO	Marathon Oil	D	-2.92	0.00	HBAN	Huntington Bancshares	B	1.35	0.00
2008-11-03	QCOM	Qualcomm	C	-1.89	0.90	RF	Regions Financial	B	1.29	0.90
2008-11-03	UNH	Unitedhealth	D	-2.93	0.20	STI	Suntrust Banks	B	1.25	0.20
2008-11-03	SBUX	Starbucks	D	-2.88	0.50	AZO	Autozone	A	2.18	0.50
2008-11-03	MRX	Medicis Pharm	D	-2.90	0.10	MTB	M&t Bank	B	1.24	0.10
2008-11-03	AMX	America Movil	D	-2.92	0.60	FTR	Frontier Communications	A	2.15	0.60
2008-11-03	BMRN	Biomarin Pharmaceutical	D	-2.92	0.40	CMA	Comerica	B	1.22	0.40
2008-11-03	VMED	Virgin Media Inc.	D	-2.93	0.10	RSHCQ	RS Legacy Corp	A	2.18	0.10
2008-11-03	MTU	Mitsubishi Ufj Financial Adr	D	-2.88	0.00	PSA	Public Storage	A	2.17	0.00
2008-11-03	GIVN	Givaudan	D	-2.88	0.30	WY	Weyerhaeuser	B	1.13	0.10
2008-11-03	WSH	Willis Group Holdings	D	-2.88	0.20	USB	Us Bancorp	A	2.17	0.20
2008-11-03	GOLD	Randgold Resources Adr	C	-1.88	0.50	IP	International Paper	B	1.12	0.50
2008-11-03	MWW	Monster Worldwide	D	-2.96	0.40					
2008-11-03	SYK	Stryker	D	-2.87	0.30	NDAQ	Nasdaq	B	1.20	0.30
2008-11-03	GPRO	Gen-Probe	D	-2.87	0.10	CB	Chubb Corp	B	1.19	0.10
2008-11-03	STJ	St Jude Medical Inc	C	-1.87	0.40	KMB	Kimberly-clark	B	1.19	0.40
2008-11-03	DNR	Denbury Resources	D	-2.95	0.40					
2008-11-03	2628	China Life Insurance	D	-2.93	0.70	WY	Weyerhaeuser	B	1.13	0.10
2008-11-03	UTIW	UTI Worldwide	D	-2.91	0.10	MAS	Masco	B	1.12	0.10
2008-11-03	SNDK	Sandisk Corp	D	-2.95	0.20					
2008-11-03	OSIP	OSI Pharmaceuticals	C	-1.88	0.60	COF	Capital One Financial	B	1.18	0.60
2008-11-03	DTV	DIRECTV	C	-1.87	0.50	KSS	Kohl's	A	2.15	0.50
2008-11-03	LYV	Live Nation Entertainment	D	-2.90	0.10	BBBY	Bed Bath & Beyond	A	2.14	0.10
2008-11-03	BTU	Peabody Energy Corp	D	-2.94	0.60	PNW	Pinnacle West Capital	B	1.18	0.60
2008-11-03	MKC	Mccormick	C	-1.87	0.10	CPB	Campbell Soup	A	2.21	0.10
2008-11-03	IM	Ingram Micro	D	-2.89	0.20	OR01	Citigroup	B	1.17	0.20

Date	Ticker	Name	R	SM	W (%)	Ticker	Name	R	SM	W (%)
2008-11-03	ANF	Abercrombie & Fitch	D	-2.94	0.10	LTD	L Brands	A	2.12	0.10
2008-11-03	LVLT	Level 3 Communications	D	-2.95	0.00					
2008-11-03	BKD	Brookdale Senior Living	D	-2.93	0.30	TRV	Travelers Companies	B	1.16	0.30
2008-11-03	ASML	Asml	D	-2.90	0.70	DUK	Duke Energy	B	1.16	0.70
2008-11-03	CACI	Caci International	C	-1.87	0.10	BDK	Black & Decker	B	1.16	0.10
2008-11-03	CSE	CapitalSource	D	-2.92	0.20	EQR	Equity Residential	A	2.17	0.20
2008-11-03	SY1	Symrise	D	-2.93	0.10	WY	Weyerhaeuser	B	1.13	0.10
2008-11-03	EQ	Embarq	D	-2.89	0.10	DFS	Discover Financial Services	B	1.15	0.10
2008-11-03	PXP	Plains Exploration & Production	D	-2.95	0.30	PEP	Pepsico	B	1.15	0.30
2008-11-03	OMTR	Omniture	D	-2.95	0.10	HD	The Home Depot	B	1.14	0.10
2008-11-03	MTXX	Matrixx Initiatives	C	-1.85	0.00	GPS	Gap	B	1.14	0.00
2008-11-03	CSAN3	Cosan Sa Industria E Comercio	D	-2.95	0.10	WY	Weyerhaeuser	B	1.13	0.10
2008-11-03	T82U	Suntec	D	-2.93	0.30	WY	Weyerhaeuser	B	1.13	0.10
2008-11-03	532832	Indiabulls Real Estate	D	-2.97	0.10					
2008-11-03	2038	Fih Mobile	D	-2.98	0.00					
2008-11-03	XNPT	XenoPort	C	-1.86	0.20	JCP	Jc Penney	B	1.13	0.20
2008-11-03	WBMD	Webmd Health	D	-2.88	0.00	TGT	Target	B	1.15	0.00
2008-11-03	MRVE3	Mrv Engenharia E Participacoes	D	-2.96	0.00					
2008-11-03	HIMX	Himax Technologies Adr	D	-2.95	0.00	DIS	Walt Disney	B	1.13	0.00
2008-11-03	LULU	Lululemon Athletica	D	-2.96	0.00					
2008-11-03	658	China High Speed Transmission Equipment	C	-1.94	0.00	WY	Weyerhaeuser	B	1.13	0.10
2008-11-03	CZZ	Cosan	D	-2.97	0.00					
2008-11-03	CNQ	Canadian Natural Resources	C	-1.91	3.80	WY	Weyerhaeuser	B	1.13	0.10
2008-11-03	GOOGL	Alphabet	D	-2.90	1.60	WHR	Whirlpool	B	1.13	1.60
2008-12-01	AME	Ametek	D	-2.90	0.10	FAST	Fastenal	A	2.17	0.10
2008-12-01	AAPL	Apple	D	-2.92	1.30	INTU	Intuit	A	2.13	1.30
2008-12-01	APH	Amphenol	D	-2.93	0.60	BNI	Burlington Northern	A	2.16	0.60
2008-12-01	AMED	Amedisys	C	-1.91	0.10	BRL	Barr Pharmaceuticals	A	2.27	0.10
2008-12-01	OSH	Oil Search	C	-1.89	0.20					
2008-12-01	DNA	Genentech	C	-1.88	2.10	AMGN	Amgen	A	2.23	2.10
2008-12-01	CVD	Covance Inc	D	-2.94	0.40	DGX	Quest Diagnostics	A	2.16	0.40
2008-12-01	ADBE	Adobe Systems	D	-2.92	0.30					
2008-12-01	WU	The Western Union	D	-2.93	0.20	PSA	Public Storage	A	2.12	0.20
2008-12-01	RCL	Royal Caribbean Cruises	D	-2.97	0.20					
2008-12-01	MTX	Minerals Technologies	D	-2.91	0.10	ROH	Rohm & Haas	A	2.26	0.10
2008-12-01	MET	Metlife	D	-2.93	0.30	FHN	First Horizon National	B	1.29	0.30
2008-12-01	SLM	Slm	D	-2.95	0.20					
2008-12-01	HES	Hess	D	-2.95	1.10	SWN	Southwestern Energy	A	2.33	1.10
2008-12-01	CTSH	Cognizant Technology Solutions	D	-2.92	1.10					
2008-12-01	AIG	American International	D	-3.00	0.20					
2008-12-01	VLO	Valero Energy	D	-2.97	1.10					
2008-12-01	ELD	Eldorado Gold	D	-2.89	0.10					
2008-12-01	AMAT	Applied Materials	D	-2.92	3.00					
2008-12-01	APA	Apache	D	-2.92	0.40					
2008-12-01	BB	Blackberry	D	-2.94	1.10					
2008-12-01	SPLS	Staples	D	-2.90	3.60	FDO	Family Dollar Stores	A	2.27	3.60
2008-12-01	ATW	Atwood Oceanics	D	-2.96	0.10					
2008-12-01	BC	Brunswick	D	-2.98	0.00					
2008-12-01	BCR	C R Bard	D	-2.87	0.90					

Date	Ticker	Name	R	SM	W (%)	Ticker	Name	R	SM	W (%)
2008-12-01	BEN	Franklin Resources Taiwan	D	-2.92	0.70	MTB	M&t Bank	B	1.16	0.70
2008-12-01	TSM	Semiconductor Manufacturing Adr	D	-2.91	0.30					
2008-12-01	SAP	Sap Adr	D	-2.91	0.40					
2008-12-01	CELG	Celgene	C	-1.90	0.30					
2008-12-01	FSLR	First Solar	D	-2.94	0.50					
2008-12-01	MON	Monsanto	D	-2.92	3.00	UST	UST Inc	A	2.21	3.00
2008-12-01	CRL	Charles River Laboratories International	D	-2.95	0.20					
2008-12-01	BBAS3	Banco Do Brasil Sa Bb Brasil	D	-2.92	0.00					
2008-12-01	CMI	Cummins	D	-2.95	0.30	UNP	Union Pacific	A	2.13	0.30
2008-12-01	CVS	Cvs Health	D	-2.90	1.30	APOL	Apollo Educat Grp	A	2.27	1.30
2008-12-01	DDR	Ddr	D	-2.99	0.10					
2008-12-01	DHR	Danaher	D	-2.90	0.90					
2008-12-01	2317	Hon Hai Precision Industry	D	-2.95	0.50					
2008-12-01	FLIR	Flir Systems	C	-1.89	1.50					
2008-12-01	ECL	Ecolab	D	-2.88	0.40					
2008-12-01	EFX	Equifax	D	-2.90	1.10	WY	Weyerhaeuser	B	1.12	1.10
2008-12-01	EMR	Emerson Electric	D	-2.91	0.60					
2008-12-01	ALB	Albemarle	D	-2.93	0.10					
2008-12-01	SPG	Simon Property Localiza Rent A	D	-2.94	0.10	OR01	Citigroup	B	1.08	0.10
2008-12-01	RENT3	Car	D	-2.95	0.10					
2008-12-01	FMC	Fmc	D	-2.93	0.50					
2008-12-01	GENZ	Genzyme General	D	-2.88	0.30					
2008-12-01	GLW	Corning	D	-2.95	5.90					
2008-12-01	500325	Reliance Industries	D	-2.93	0.10					
2008-12-01		Hill-Rom Holdings	D	-2.90	0.10					
2008-12-01	CHK	Chesapeake Energy	D	-2.96	0.50					
2008-12-01	TK	Teekay	D	-2.96	0.00					
2008-12-01	7974	Nintendo	D	-2.92	0.40					
2008-12-01	ETE	Energy Transfer Equity	D	-2.93	0.10					
2008-12-01	KBH	Kb Home	D	-2.93	0.30	GIS	General Mills	A	2.19	0.30
2008-12-01	PLCM	Polycom	D	-2.90	0.20					
2008-12-01		Sulzer AG	D	-2.93	0.10					
2008-12-01	LEN	Lennar	D	-2.94	0.40	CPB	Campbell Soup	A	2.16	0.40
2008-12-01	9303	Sumitomo Warehouse	D	-2.87	0.00					
2008-12-01	LRCX	Lam Research	D	-2.93	0.10					
2008-12-01	NOK	Nokia Adr	D	-2.95	6.80					
2008-12-01	MAN	Manpower Rg	D	-2.93	0.10					
2008-12-01	HSIC	Henry Schein	D	-2.91	0.20					
2008-12-01	MDC	Mdc	D	-2.90	0.30	LEG	Leggett & Platt	A	2.16	0.30
2008-12-01	CIEN	Ciena	D	-2.97	0.00					
2008-12-01	MNT	Mentor Corp	D	-2.84	0.60					
2008-12-01		B2w - Companhia Digital	D	-2.96	0.10					
2008-12-01	BTOW3	Digital	D	-2.96	0.10					
2008-12-01	MOT	Motorola Solutions	D	-2.93	0.20					
2008-12-01	NEM	Newmont Mining	D	-2.90	1.40					
2008-12-01	ORCL	Oracle	D	-2.89	1.90					
2008-12-01	CB	Chubb	D	-2.89	0.90					
2008-12-01	EPD	Enterprise Products Partners	D	-2.89	0.10					
2008-12-01	FWRD	Forward Air	D	-2.91	0.10					
2008-12-01	PNC	Pnc Financial Services	D	-2.91	0.10					
2008-12-01	EPC	Edgewell Personal Care	D	-2.93	0.40	K	Kellogg	A	2.14	0.40
2008-12-01	SBE	Sibir Energy	D	-2.98	0.00					
2008-12-01	RL	Ralph Lauren	D	-2.91	0.30	KMB	Kimberly-clark	B	1.17	0.30
2008-12-01	RHI	Robert Half International	D	-2.89	0.60					
2008-12-01	RTN	Raytheon	D	-2.89	0.60					
2008-12-01	RYL	Ryland Gp	D	-2.92	0.10					
2008-12-01		Smith International	D	-2.95	0.10					
2008-12-01	SIVB	Svb Financial	C	-1.92	0.20					

Date	Ticker	Name	R	SM	W (%)	Ticker	Name	R	SM	W (%)
2008-12-01	CHRW	C.h.robinson Worldwide	D	-2.86	0.50					
2008-12-01	SPXC	Spx	D	-2.96	0.30					
2008-12-01	SUN	Sunoco	D	-2.93	0.20					
2008-12-01	TEF	Telefonica Adr	D	-2.91	0.90					
2008-12-01	TER	Teradyne	D	-2.96	0.20					
2008-12-01	TMO	Thermo Fisher Scientific	D	-2.91	0.20					
2008-12-01	TOL	Toll Brothers	C	-1.89	0.90					
2008-12-01	TROW	T Rowe Price	D	-2.93	0.40					
2008-12-01	TXN	Texas Instruments	D	-2.93	0.20					
2008-12-01	VNO	Vornado Realty Trust	D	-2.93	0.10					
2008-12-01	WFC	Wells Fargo	C	-1.90	1.40					
2008-12-01	WMB	Williams Companies	D	-2.94	0.50					
2008-12-01	UNFI	United Natural Foods	C	-1.90	0.40	WMT	Wal-mart Stores	A	2.21	0.40
2008-12-01	JNPR	Juniper Networks	D	-2.91	1.20					
2008-12-01	EOG	Eog Resources	D	-2.91	0.30					
2008-12-01	IART	Integra Lifesciences	D	-2.90	0.20					
2008-12-01	NBR	Nabors Industries Teva	D	-2.96	0.10					
2008-12-01	TEVA	Pharmaceutical Industries Adr	D	-2.86	1.50					
2008-12-01	ESRX	Express Scripts	D	-2.89	0.30					
2008-12-01	BIIB	Biogen	D	-2.91	0.30					
2008-12-01	LMT	Lockheed Martin	D	-2.90	0.40					
2008-12-01	ETR	Entergy	D	-2.89	0.50					
2008-12-01	RE	Everest Re	D	-2.88	0.30					
2008-12-01	500228	Jsw Steel	D	-2.97	0.00					
2008-12-01	SRE	Sempra Energy	D	-2.88	0.40					
2008-12-01	CSCO	Cisco Systems	D	-2.91	1.20					
2008-12-01	1025	Wumart Stores -h-	D	-2.85	0.10					
2008-12-01	NKE	Nike	D	-2.88	1.00					
2008-12-01	MU	Micron Technology	D	-2.96	0.10					
2008-12-01	MRO	Marathon Oil	D	-2.93	0.00					
2008-12-01	QCOM	Qualcomm	D	-2.91	0.90					
2008-12-01	UNH	Unitedhealth	D	-2.94	0.20					
2008-12-01	KIM	Kimco Realty	D	-2.95	0.00					
2008-12-01	SBUX	Starbucks	D	-2.92	0.40					
2008-12-01	MRX	Medicis Pharm	D	-2.92	0.10					
2008-12-01	AMX	America Movil	D	-2.93	0.70					
2008-12-01	AEM	Agnico Eagle Mines	D	-2.92	0.20					
2008-12-01	BMRN	Biomarin Pharmaceutical	D	-2.94	0.30					
2008-12-01	VMED	Virgin Media Inc.	D	-2.96	0.10					
2008-12-01	MTU	Mitsubishi Ufj Financial Adr	D	-2.91	0.00					
2008-12-01	ACN	Accenture Cl A	D	-2.88	0.40					
2008-12-01	GIVN	Givaudan	D	-2.89	0.40					
2008-12-01	WSH	Willis Group Holdings	D	-2.90	0.30					
2008-12-01	GOLD	Randgold Resources Adr	D	-2.88	0.60					
2008-12-01	MWW	Monster Worldwide	D	-2.97	0.40					
2008-12-01	SYK	Stryker	D	-2.91	0.20					
2008-12-01	DHI	D.r. Horton	D	-2.93	0.30					
2008-12-01	ENH	Endurance Specialty	D	-2.88	0.10					
2008-12-01	BRK.A	Berkshire Hathaway	D	-2.89	0.30					
2008-12-01	532454	Bharti Airtel	D	-2.88	0.00					
2008-12-01	GPRO	Gen-Probe	D	-2.90	0.10					
2008-12-01	WFR	SunEdison	D	-2.98	0.40					
2008-12-01	DNR	Denbury Resources	D	-2.96	0.40					
2008-12-01	2628	China Life Insurance	D	-2.93	1.30					
2008-12-01	UTIW	UTI Worldwide	D	-2.93	0.10					
2008-12-01	SNDK	Sandisk Corp	D	-2.96	0.20					
2008-12-01	ACT	Actavis	D	-2.88	2.50					

Date	Ticker	Name	R	SM	W (%)	Ticker	Name	R	SM	W (%)
2008-12-01	OSIP	OSI Pharmaceuticals	C	-1.89	0.70					
2008-12-01	DTV	DIRECTV	D	-2.89	0.60					
2008-12-01	CCI	Crown Castle Intl Corp	D	-2.95	0.10					
2008-12-01	BTU	Peabody Energy Corp	D	-2.96	0.20					
2008-12-01	MKC	Mccormick	D	-2.89	0.10					
2008-12-01	IM	Ingram Micro	D	-2.92	0.20					
2008-12-01	LVLT	Level 3 Communications	D	-2.97	0.00					
2008-12-01	BKD	Brookdale Senior Living	D	-2.97	0.10					
2008-12-01	MWA	Mueller Water Products	D	-2.93	0.10					
2008-12-01	ASML	Asml	D	-2.92	0.80					
2008-12-01	CACI	Caci International	C	-1.87	0.10					
2008-12-01	SXE.1	Stanley	C	-1.87	0.10					
2008-12-01	CSE	CapitalSource	D	-2.96	0.10					
2008-12-01	MHS	Medco Health Solutions	D	-2.87	2.10					
2008-12-01	SY1	Symrise	D	-2.93	0.10					
2008-12-01	EQ	Embarq	D	-2.90	0.10					
2008-12-01	PXP	Plains Exploration & Production	D	-2.96	0.30					
2008-12-01	OMTR	Omniture	D	-2.96	0.10					
2008-12-01	MTXX	Matrixx Initiatives	C	-1.87	0.00					
2008-12-01	GLG	GLG Partners	D	-2.98	0.00					
2008-12-01	CSAN3	Cosan Sa Industria E Comercio	D	-2.95	0.10					
2008-12-01	CNK	Cinemark	D	-2.92	0.00					
2008-12-01	532832	Indiabulls Real Estate	D	-2.98	0.10					
2008-12-01	2038	Fih Mobile	D	-2.99	0.00					
2008-12-01	XNPT	XenoPort	D	-2.90	0.10					
2008-12-01	WBMD	Webmd Health	D	-2.91	0.00					
2008-12-01	MRVE3	Mrv Engenharia E Participacoes	D	-2.97	0.00					
2008-12-01	HIMX	Himax Technologies Adr	D	-2.96	0.00					
2008-12-01	LULU	Lululemon Athletica	D	-2.98	0.00					
2008-12-01	658	China High Speed Transmission Equipment	D	-2.93	0.10					
2008-12-01	CZZ	Cosan	D	-2.97	0.00					
2008-12-01	CNQ	Canadian Natural Resources	D	-2.93	2.50					
2008-12-01	GOOGL	Alphabet	D	-2.93	0.90					
2009-01-01	AME	Ametek	D	-2.91	0.10	VMC	Vulcan Materials Co	B	1.20	0.10
2009-01-01	AAPL	Apple	D	-2.93	1.10	MFE	McAfee	B	1.22	1.10
2009-01-01	APH	Amphenol	D	-2.92	0.60	CHRW	C.h.robinson Worldwide	B	1.20	0.60
2009-01-01	AMED	Amedisys	C	-1.90	0.10	AMGN	Amgen	A	2.24	0.10
2009-01-01	OSH	Oil Search	D	-2.89	0.20					
2009-01-01	DNA	Genentech	C	-1.86	2.10	BMY	Bristol-myers Squibb	A	2.20	2.10
2009-01-01	CVD	Covance Inc	D	-2.92	0.50	KG	King Pharmaceuticals	B	1.22	0.50
2009-01-01	ADBE	Adobe Systems	D	-2.92	0.30					
2009-01-01	WU	The Western Union	D	-2.92	0.20	FHN	First Horizon National	B	1.36	0.20
2009-01-01	RCL	Royal Caribbean Cruises	D	-2.95	0.30	APOL	Apollo Educat Grp	A	2.29	0.30
2009-01-01	MTX	Minerals Technologies	D	-2.91	0.10	ROH	Rohm & Haas	A	2.23	0.10
2009-01-01	MET	Metlife	D	-2.91	0.30	CINF	Cincinnati Financial	B	1.26	0.30
2009-01-01	SLM	Slm	D	-2.94	0.20	TRV	Travelers Companies	B	1.20	0.20
2009-01-01	HES	Hess	D	-2.93	1.20	SWN	Southwestern Energy	A	2.33	1.20

Date	Ticker	Name	R	SM	W (%)	Ticker	Name	R	SM	W (%)
2009-01-01	CTSH	Cognizant Technology Solutions	D	-2.92	1.00					
2009-01-01	AIG	American International	D	-3.00	0.10					
2009-01-01	VLO	Valero Energy	D	-2.95	1.30					
2009-01-01	AMAT	Applied Materials	D	-2.91	3.20					
2009-01-01	APA	Apache	D	-2.92	0.40	XOM	Exxon Mobil	B	1.21	0.40
2009-01-01	BB	Blackberry	D	-2.94	1.00					
2009-01-01	SPLS	Staples	D	-2.89	3.80	FDO	Family Dollar Stores	A	2.27	3.80
2009-01-01	ATW	Atwood Oceanics	D	-2.96	0.10					
2009-01-01	BAC	Bank Of America	D	-2.94	1.00	AOC	Aon plc	B	1.19	1.00
2009-01-01	BC	Brunswick	D	-2.95	0.00					
2009-01-01	BCR	C R Bard	D	-2.86	0.80	GILD	Gilead Sciences	B	1.21	0.80
2009-01-01	BEN	Franklin Resources Taiwan	D	-2.90	0.70	CB	Chubb Corp	B	1.18	0.70
2009-01-01	TSM	Semiconductor Manufacturing	D	-2.89	0.30					
2009-01-01	RGA	Reinsurance Group America	D	-2.87	0.10					
2009-01-01	SAP	Sap Adr	D	-2.90	0.40					
2009-01-01	CELG	Celgene	C	-1.88	0.30	DGX	Quest Diagnostics	B	1.20	0.30
2009-01-01	FSLR	First Solar	D	-2.93	0.20					
2009-01-01	MON	Monsanto	D	-2.92	1.90	UST	UST Inc	A	2.22	1.90
2009-01-01	CRL	Charles River Laboratories International	D	-2.94	0.20					
2009-01-01	BBAS3	Banco Do Brasil Sa Bb Brasil	D	-2.92	0.00					
2009-01-01	CMI	Cummins	D	-2.94	0.30	PTV	Pactiv Corp	B	1.19	0.30
2009-01-01	CVS	Cvs Health	D	-2.89	1.30	WMT	Wal-mart Stores	A	2.22	1.30
2009-01-01	DDR	Ddr	D	-2.98	0.10					
2009-01-01	DHR	Danaher	D	-2.89	0.90	SHW	Sherwin-williams	B	1.18	0.90
2009-01-01	2317	Hon Hai Precision Industry	D	-2.95	0.40					
2009-01-01	FLIR	Flir Systems	D	-2.89	1.40					
2009-01-01	ECL	Ecolab	D	-2.88	0.40					
2009-01-01	EFX	Equifax	D	-2.88	1.20					
2009-01-01	EMR	Emerson Electric	D	-2.90	0.70					
2009-01-01	ALB	Albemarle	D	-2.92	0.10					
2009-01-01	SPG	Simon Property	D	-2.91	0.10					
2009-01-01	RENT3	Localiza Rent A Car	D	-2.94	0.10					
2009-01-01	FMC	Fmc	D	-2.91	0.50					
2009-01-01	GENZ	Genzyme General	D	-2.87	0.30					
2009-01-01	GLW	Corning	D	-2.94	6.00					
2009-01-01	500325	Reliance Industries	D	-2.92	0.10					
2009-01-01		Hill-Rom Holdings	D	-2.91	0.00					
2009-01-01	CHK	Chesapeake Energy	D	-2.96	0.70					
2009-01-01	TK	Teekay	D	-2.94	0.00					
2009-01-01	7974	Nintendo	D	-2.91	0.40					
2009-01-01	ETE	Energy Transfer Equity	D	-2.92	0.10					
2009-01-01	KBH	Kb Home	D	-2.90	0.30	ADM	Archer Daniels Midland	B	1.31	0.30
2009-01-01		Sulzer AG	D	-2.93	0.10					
2009-01-01	LEN	Lennar	D	-2.91	0.50					
2009-01-01	LRCX	Lam Research	D	-2.92	0.10					
2009-01-01	NOK	Nokia Adr	D	-2.94	7.20					
2009-01-01	MAN	Manpower Rg	D	-2.92	0.10					
2009-01-01	HSIC	Henry Schein	D	-2.90	0.20					
2009-01-01	MDC	Mdc	D	-2.89	0.30					
2009-01-01	CIEN	Ciena	D	-2.97	0.00					
2009-01-01		B2w - Companhia Digital	D	-2.96	0.10					
2009-01-01	BTOW3	Digital	D	-2.96	0.10					
2009-01-01	MOT	Motorola Solutions	D	-2.93	0.20					
2009-01-01	NEM	Newmont Mining	D	-2.86	1.70					
2009-01-01	ORCL	Oracle	D	-2.87	1.90					
2009-01-01	CB	Chubb	D	-2.87	1.00					
2009-01-01	EPD	Enterprise Products Partners	D	-2.89	0.10					
2009-01-01	PHM	Pultegroup	D	-2.89	0.60					

Date	Ticker	Name	R	SM	W (%)	Ticker	Name	R	SM	W (%)
2009-01-01	FWRD	Forward Air	D	-2.90	0.10					
2009-01-01	PNC	Pnc Financial Services	D	-2.90	0.10					
2009-01-01	EPC	Edgewell Personal Care	D	-2.90	0.60					
2009-01-01	RL	Ralph Lauren	D	-2.90	0.30					
2009-01-01	RHI	Robert Half International	D	-2.88	0.60					
2009-01-01	RTN	Raytheon	D	-2.87	0.50					
2009-01-01	RYL	Ryland Gp	D	-2.90	0.10					
2009-01-01	SCHW	Charles Schwab	D	-2.90	0.70					
2009-01-01	SII	Smith International	D	-2.96	0.10					
2009-01-01	SIVB	Svb Financial	D	-2.93	0.20					
2009-01-01	SPXC	Spx	D	-2.95	0.30					
2009-01-01	TEF	Telefonica Adr	D	-2.89	0.90					
2009-01-01	TER	Teradyne	D	-2.95	0.20					
2009-01-01	TMO	Thermo Fisher Scientific	D	-2.91	0.20					
2009-01-01	TROW	T Rowe Price	D	-2.91	0.50					
2009-01-01	TXN	Texas Instruments	D	-2.92	0.20					
2009-01-01	VNO	Vornado Realty Trust	D	-2.90	0.20					
2009-01-01	WFC	Wells Fargo	C	-1.88	1.50					
2009-01-01	WMB	Williams Companies	D	-2.94	0.50					
2009-01-01	UNFI	United Natural Foods	D	-2.89	0.40	AZO	Autozone	B	1.20	0.40
2009-01-01	JNPR	Juniper Networks	D	-2.89	1.20					
2009-01-01	EOG	Eog Resources	D	-2.92	0.30					
2009-01-01	IART	Integra Lifesciences	D	-2.88	0.20					
2009-01-01	QCE	Global PVQ	D	-2.94	0.20					
2009-01-01	NBR	Nabors Industries	D	-2.96	0.10					
2009-01-01	TEVA	Teva Pharmaceutical Industries Adr	D	-2.85	1.30					
2009-01-01	ESRX	Express Scripts	D	-2.88	0.30					
2009-01-01	BIIB	Biogen	D	-2.89	0.30					
2009-01-01	LMT	Lockheed Martin	D	-2.88	0.40					
2009-01-01	ETR	Entergy	D	-2.89	0.40	PCG	Pg&e	B	1.19	0.40
2009-01-01	RE	Everest Re	D	-2.87	0.30					
2009-01-01	SRE	Sempra Energy	D	-2.88	0.40	SO	Southern	B	1.17	0.40
2009-01-01	CSCO	Cisco Systems	D	-2.90	1.20					
2009-01-01	1025	Wumart Stores -h-	D	-2.86	0.10					
2009-01-01	NKE	Nike	D	-2.87	1.00					
2009-01-01	MRO	Marathon Oil	D	-2.92	0.00					
2009-01-01	QCOM	Qualcomm	D	-2.89	0.90					
2009-01-01	UNH	Unitedhealth	D	-2.92	0.30					
2009-01-01	KIM	Kimco Realty	D	-2.93	0.10					
2009-01-01	SBUX	Starbucks	D	-2.91	0.40					
2009-01-01	MRX	Medicis Pharm	D	-2.90	0.10					
2009-01-01	AMX	America Movil	D	-2.92	0.60					
2009-01-01	BMRN	Biomarin Pharmaceutical	D	-2.93	0.40					
2009-01-01	VMED	Virgin Media Inc.	D	-2.95	0.10					
2009-01-01	MTU	Mitsubishi Ufj Financial Adr	D	-2.89	0.00					
2009-01-01	ACN	Accenture Cl A	D	-2.87	0.40					
2009-01-01	GIVN	Givaudan	D	-2.88	0.40					
2009-01-01	WSH	Willis Group Holdings	D	-2.89	0.30					
2009-01-01	MWW	Monster Worldwide	D	-2.97	0.60					
2009-01-01	JPM	Jpmorgan Chase	D	-2.89	1.90					
2009-01-01	SYK	Stryker	D	-2.90	0.20					
2009-01-01	DHI	D.r. Horton	D	-2.92	0.40					
2009-01-01	ENH	Endurance Specialty	D	-2.86	0.10					
2009-01-01	BRK.A	Berkshire Hathaway	D	-2.89	0.30					
2009-01-01	532454	Bharti Airtel	D	-2.86	0.00					
2009-01-01	GPRO	Gen-Probe	D	-2.88	0.10					
2009-01-01	WYE	Wyeth	D	-2.87	0.60					
2009-01-01	WFR	SunEdison	D	-2.97	0.80					

Date	Ticker	Name	R	SM	W (%)	Ticker	Name	R	SM	W (%)
2009-01-01	DNR	Denbury Resources	D	-2.95	0.40					
2009-01-01	2628	China Life Insurance	D	-2.92	1.30					
2009-01-01	UTIW	UTI Worldwide	D	-2.90	0.10					
2009-01-01	SNDK	Sandisk Corp	D	-2.95	0.20					
2009-01-01	ACT	Actavis	D	-2.86	1.40					
2009-01-01	OSIP	OSI Pharmaceuticals	D	-2.88	0.70					
2009-01-01	DTV	DIRECTV	D	-2.87	0.60					
2009-01-01	CCI	Crown Castle Intl Corp	D	-2.93	0.10					
2009-01-01	BTU	Peabody Energy Corp	D	-2.96	0.20					
2009-01-01	MKC	Mccormick	D	-2.87	0.10					
2009-01-01	IM	Ingram Micro	D	-2.89	0.20					
2009-01-01	COV	Covidien	D	-2.89	0.60					
2009-01-01	BKD	Brookdale Senior Living	D	-2.96	0.20					
2009-01-01	ASML	Asml	D	-2.90	1.00					
2009-01-01	CACI	Caci International	D	-2.86	0.10					
2009-01-01	SXE.1	Stanley	C	-1.84	0.10					
2009-01-01	CSE	CapitalSource	D	-2.95	0.10					
2009-01-01	MHS	Medco Health Solutions	D	-2.86	2.20					
2009-01-01	SY1	Symrise	D	-2.93	0.10					
2009-01-01	EQ	Embarq	D	-2.88	0.10					
2009-01-01	PXP	Plains Exploration & Production	D	-2.95	0.30					
2009-01-01	OMTR	Omniture	D	-2.95	0.10					
2009-01-01	MTXX	Matrixx Initiatives	C	-1.85	0.00					
2009-01-01	GLG	GLG Partners	D	-2.97	0.00					
2009-01-01	CSAN3	Cosan Sa Industria E Comercio	D	-2.94	0.10					
2009-01-01	CNK	Cinemark	D	-2.92	0.00					
2009-01-01	532832	Indiabulls Real Estate	D	-2.97	0.10					
2009-01-01	2038	Fih Mobile	D	-2.98	0.00					
2009-01-01	WBMD	Webmd Health	D	-2.88	0.00					
2009-01-01	MRVE3	Mrv Engenharia E Participacoes	D	-2.96	0.00					
2009-01-01	HIMX	Himax Technologies Adr	D	-2.96	0.00					
2009-01-01	LULU	Lululemon Athletica	D	-2.98	0.00					
2009-01-01	658	China High Speed Transmission Equipment	D	-2.90	0.10					
2009-01-01	CZZ	Cosan	D	-2.96	0.10					
2009-01-01	CNQ	Canadian Natural Resources	D	-2.93	2.10					
2009-01-01	GOOGL	Alphabet	D	-2.91	1.00					
2009-02-02	AME	Ametek	D	-2.90	0.10	BLL	Ball	B	1.23	0.10
2009-02-02	AAPL	Apple	D	-2.92	1.30	TLAB	Tellabs	B	1.21	1.30
2009-02-02	APH	Amphenol	D	-2.92	0.70	WM	Waste Management	B	1.20	0.70
2009-02-02	CBL	Cbl & Associates Properties	D	-2.97	0.10					
2009-02-02	AMED	Amedisys	C	-1.89	0.20	AMGN	Amgen	A	2.23	0.20
2009-02-02	OSH	Oil Search	D	-2.89	0.20					
2009-02-02	DNA	Genentech	C	-1.86	2.60	BMY	Bristol-myers Squibb	A	2.19	2.60
2009-02-02	ADBE	Adobe Systems	D	-2.93	0.30	PNW	Pinnacle West Capital	B	1.20	0.30
2009-02-02	WU	The Western Union	D	-2.92	0.20	FHN	First Horizon National	B	1.31	0.20
2009-02-02	MTX	Minerals Technologies	D	-2.91	0.10	ROH	Rohm & Haas	A	2.19	0.10
2009-02-02	MET	Metlife	D	-2.92	0.30	CINF	Cincinnati Financial	B	1.19	0.30
2009-02-02	HES	Hess	D	-2.93	1.30	TSO	Tesoro	B	1.40	1.30
2009-02-02	CTSH	Cognizant Technology Solutions	D	-2.92	1.10	PCG	Pg&e	B	1.19	1.10

Date	Ticker	Name	R	SM	W (%)	Ticker	Name	R	SM	W (%)
2009-02-02	AIG	American International	D	-3.00	0.10					
2009-02-02	VLO	Valero Energy	D	-2.95	1.50					
2009-02-02	AMAT	Applied Materials	D	-2.92	3.30	ED	Consolidated Edison	B	1.18	3.30
2009-02-02	APA	Apache	D	-2.92	0.40	EQT	Eq	B	1.25	0.40
2009-02-02	BB	Blackberry	D	-2.92	1.50					
2009-02-02	KER	Kering	D	-2.95	0.10					
2009-02-02	SPLS	Staples	D	-2.90	3.60	APOL	Apollo Educat Grp	A	2.33	3.60
2009-02-02	ATW	Atwood Oceanics	D	-2.96	0.10					
2009-02-02	BAC	Bank Of America	D	-2.97	0.30					
2009-02-02	BC	Brunswick	D	-2.97	0.00					
2009-02-02	BCR	C R Bard	D	-2.86	0.90	MYL	Mylan N.V.	B	1.33	0.90
2009-02-02	BEN	Franklin Resources Taiwan	D	-2.92	0.60	SO	Southern	B	1.16	0.60
2009-02-02	TSM	Semiconductor Manufacturing Adr	D	-2.89	0.30					
2009-02-02	RGA	Reinsurance Group America	D	-2.89	0.10					
2009-02-02	SAP	Sap Adr	D	-2.90	0.40					
2009-02-02	CELG	Celgene	D	-2.88	0.30	HUM	Humana	B	1.27	0.30
2009-02-02	MON	Monsanto	D	-2.91	1.40	ADM	Archer Daniels Midland	B	1.30	1.40
2009-02-02	BBAS3	Banco Do Brasil Sa Bb Brasil	D	-2.92	0.00					
2009-02-02	VRSN	Verisign	D	-2.92	0.20					
2009-02-02	CMI	Cummins	D	-2.95	0.40	PTV	Pactiv Corp	B	1.17	0.40
2009-02-02	CVS	Cvs Health	D	-2.90	1.40	FDO	Family Dollar Stores	A	2.29	1.40
2009-02-02	DDR	Ddr	D	-2.98	0.10					
2009-02-02	DHR	Danaher	D	-2.90	1.00	SHW	Sherwin-williams	B	1.14	1.00
2009-02-02	2317	Hon Hai Precision Industry	D	-2.96	0.40					
2009-02-02	FLIR	Flir Systems	D	-2.91	1.20					
2009-02-02	ECL	Ecolab	D	-2.89	0.40					
2009-02-02	EFX	Equifax	D	-2.89	1.20					
2009-02-02	EMR	Emerson Electric	D	-2.91	0.60					
2009-02-02	ALB	Albemarle	D	-2.92	0.10					
2009-02-02	SPG	Simon Property	D	-2.93	0.10					
2009-02-02	RENT3	Localiza Rent A Car	D	-2.94	0.10					
2009-02-02	FMC	Fmc	D	-2.91	0.60					
2009-02-02	GENZ	Genzyme General	D	-2.86	0.40	GILD	Gilead Sciences	B	1.21	0.40
2009-02-02	GLW	Corning	D	-2.94	7.10					
2009-02-02	500325	Reliance Industries	D	-2.92	0.20					
2009-02-02		Hill-Rom Holdings	D	-2.93	0.00	DGX	Quest Diagnostics	B	1.19	0.00
2009-02-02	CHK	Chesapeake Energy	D	-2.96	0.70					
2009-02-02	TK	Teekay	D	-2.95	0.00					
2009-02-02	7974	Nintendo	D	-2.93	0.30					
2009-02-02	ETE	Energy Transfer Equity	D	-2.91	0.10	XOM	Exxon Mobil	B	1.21	0.10
2009-02-02	ADSK	Autodesk	D	-2.95	0.10					
2009-02-02	KBH	Kb Home	D	-2.92	0.30	TAP	Molson Coors Brewing	B	1.19	0.30
2009-02-02	LEN	Lennar	D	-2.92	0.50	HSY	The Hershey	B	1.18	0.50
2009-02-02	LRCX	Lam Research	D	-2.92	0.10					
2009-02-02	NOK	Nokia Adr	D	-2.95	6.10					
2009-02-02	MAN	Manpower Rg	D	-2.93	0.10					
2009-02-02	HSIC	Henry Schein	D	-2.89	0.20	ABT	Abbott Laboratories	B	1.19	0.20
2009-02-02	MDC	Mdc	D	-2.88	0.40					
2009-02-02	CIEN	Ciena	D	-2.97	0.00					
2009-02-02	BTOW3	B2w - Companhia Digital	D	-2.96	0.10					
2009-02-02	MOT	Motorola Solutions	D	-2.93	0.30					
2009-02-02	ORCL	Oracle	D	-2.88	2.00					
2009-02-02	CB	Chubb	D	-2.89	1.00					
2009-02-02	PFE	Pfizer	D	-2.87	0.70					
2009-02-02	EPD	Enterprise Products Partners	D	-2.89	0.10					
2009-02-02	FWRD	Forward Air	D	-2.91	0.00					
2009-02-02	PNC	Pnc Financial Services	D	-2.93	0.10					

Date	Ticker	Name	R	SM	W (%)	Ticker	Name	R	SM	W (%)
2009-02-02	EPC	Edgewell Personal Care	D	-2.91	0.50					
2009-02-02	RL	Ralph Lauren	D	-2.92	0.30					
2009-02-02	RHI	Robert Half International	D	-2.90	0.50					
2009-02-02	RTN	Raytheon	D	-2.88	0.60					
2009-02-02	RYL	Ryland Gp	D	-2.91	0.10					
2009-02-02	SCHW	Charles Schwab Smith International	D	-2.92	0.60					
2009-02-02	SII	International	D	-2.96	0.10					
2009-02-02	SIVB	Svb Financial	D	-2.95	0.10					
2009-02-02	SPXC	Spx	D	-2.95	0.40					
2009-02-02	TEF	Telefonica Adr	D	-2.91	0.80	QWST	Qwest Communications	B	1.25	0.80
2009-02-02	TER	Teradyne	D	-2.94	0.30					
2009-02-02	UTHR	United Therapeutics	D	-2.90	0.10					
2009-02-02	TMO	Thermo Fisher Scientific	D	-2.90	0.20					
2009-02-02	TROW	T Rowe Price	D	-2.93	0.40					
2009-02-02	TXN	Texas Instruments	D	-2.92	0.30					
2009-02-02	VNO	Vornado Realty Trust	D	-2.92	0.10					
2009-02-02	WFC	Wells Fargo	D	-2.92	1.10					
2009-02-02	WMB	Williams Companies	D	-2.94	0.50					
2009-02-02	UNFI	United Natural Foods	D	-2.91	0.40	AZO	Autozone	A	2.19	0.40
2009-02-02	JNPR	Juniper Networks	D	-2.91	1.10					
2009-02-02	EOG	Eog Resources	D	-2.92	0.30					
2009-02-02	IART	Integra Lifesciences	D	-2.90	0.20					
2009-02-02	QCE	Global PVQ	D	-2.96	0.10					
2009-02-02	NBR	Nabors Industries Teva	D	-2.97	0.10					
2009-02-02	TEVA	Pharmaceutical Industries Adr	D	-2.86	1.40					
2009-02-02	ESRX	Express Scripts	D	-2.88	0.30					
2009-02-02	LMT	Lockheed Martin	D	-2.89	0.50					
2009-02-02	ETR	Entergy	D	-2.90	0.40	NEE	Nextera Energy	B	1.23	0.40
2009-02-02	RE	Everest Re	D	-2.89	0.30					
2009-02-02	S	Sprint Nextel	D	-2.98	0.10					
2009-02-02	SRE	Sempra Energy	D	-2.87	0.40	PEG	Public Service Enterprise	B	1.21	0.40
2009-02-02	CSCO	Cisco Systems	D	-2.91	1.20					
2009-02-02	1025	Wumart Stores -h-	D	-2.86	0.10					
2009-02-02	NKE	Nike	D	-2.89	0.90					
2009-02-02	MRO	Marathon Oil	D	-2.92	0.00					
2009-02-02	QCOM	Qualcomm	D	-2.90	1.00					
2009-02-02	KIM	Kimco Realty	D	-2.95	0.10					
2009-02-02	SBUX	Starbucks	D	-2.91	0.50	WMT	Wal-mart Stores	A	2.18	0.50
2009-02-02	MRX	Medicis Pharm	D	-2.90	0.20					
2009-02-02	AMX	America Movil	D	-2.93	0.60	VZ	Verizon Communications	B	1.20	0.60
2009-02-02	BMRN	Biomarin Pharmaceutical	D	-2.92	0.50					
2009-02-02	VMED	Virgin Media Inc.	D	-2.95	0.10					
2009-02-02	MTU	Mitsubishi Ufj Financial Adr	D	-2.90	0.00					
2009-02-02	ACN	Accenture Cl A	D	-2.87	0.50					
2009-02-02	GIVN	Givaudan	D	-2.89	0.40					
2009-02-02	WSH	Willis Group Holdings	D	-2.89	0.30					
2009-02-02	MWW	Monster Worldwide	D	-2.98	0.40					
2009-02-02	WSO	Watsco	D	-2.90	0.10					
2009-02-02	JPM	Jpmorgan Chase	D	-2.92	1.60					
2009-02-02	DHI	D.r. Horton	D	-2.93	0.40					
2009-02-02	BRK.A	Berkshire Hathaway	D	-2.90	0.30					
2009-02-02	532454	Bharti Airtel	D	-2.88	0.20					
2009-02-02	WFR	SunEdison	D	-2.98	0.80					
2009-02-02	DNR	Denbury Resources	D	-2.95	0.50					
2009-02-02	2628	China Life Insurance	D	-2.93	1.20					

Date	Ticker	Name	R	SM	W (%)	Ticker	Name	R	SM	W (%)
2009-02-02	UTIW	UTI Worldwide	D	-2.92	0.10					
2009-02-02	SNDK	Sandisk Corp	D	-2.94	0.40					
2009-02-02	OSIP	OSI Pharmaceuticals	D	-2.89	0.30					
2009-02-02	DTV	DIRECTV	D	-2.87	0.60	DRI	Darden Restaurants	B	1.32	0.60
2009-02-02	CCI	Crown Castle Intl Corp	D	-2.92	0.10					
2009-02-02	BTU	Peabody Energy Corp	D	-2.95	0.20					
2009-02-02	MKC	Mccormick	D	-2.87	0.10					
2009-02-02	IM	Ingram Micro	D	-2.90	0.20					
2009-02-02	COV	Covidien	D	-2.89	0.70					
2009-02-02	LVLT	Level 3 Communications	D	-2.96	0.00					
2009-02-02	BKD	Brookdale Senior Living	D	-2.96	0.20					
2009-02-02	MWA	Mueller Water Products	D	-2.86	0.10					
2009-02-02	MEE	Massey Energy Corp	D	-2.97	0.10					
2009-02-02	285	Byd Electronic	D	-2.97	0.00					
2009-02-02	ASML	Asml	D	-2.91	1.00					
2009-02-02	CACI	Caci International	D	-2.84	0.10					
2009-02-02	SXE.1	Stanley	C	-1.85	0.10					
2009-02-02	CSE	CapitalSource	D	-2.96	0.10					
2009-02-02	SY1	Symrise	D	-2.94	0.10					
2009-02-02	EQ	Embarq	D	-2.88	0.10					
2009-02-02	PXP	Plains Exploration & Production	D	-2.96	0.30					
2009-02-02	OMTR	Omniture	D	-2.96	0.10					
2009-02-02	MTXX	Matrixx Initiatives	C	-1.84	0.00					
2009-02-02	GLG	GLG Partners	D	-2.97	0.00					
2009-02-02	CSAN3	Cosan Sa Industria E Comercio	D	-2.95	0.10					
2009-02-02	CNK	Cinemark	D	-2.91	0.00	ABC	Amerisourcebergen	B	1.22	0.00
2009-02-02	532832	Indiabulls Real Estate	D	-2.98	0.10					
2009-02-02	2038	Fih Mobile	D	-2.98	0.00					
2009-02-02	WBMD	Webmd Health	D	-2.88	0.00					
2009-02-02	MRVE3	Mrv Engenharia E Participacoes	D	-2.96	0.00					
2009-02-02	HIMX	Himax Technologies Adr	D	-2.95	0.00					
2009-02-02	LULU	Lululemon Athletica	D	-2.98	0.00					
2009-02-02	658	China High Speed Transmission Equipment	D	-2.90	0.10					
2009-02-02	CZZ	Cosan	D	-2.96	0.10					
2009-02-02	CNQ	Canadian Natural Resources	D	-2.93	1.80					
2009-02-02	GOOGL	Alphabet	D	-2.90	1.20					
2009-03-02	AME	Ametek	D	-2.92	0.10	BLL	Ball	B	1.23	0.10
2009-03-02	AAPL	Apple	D	-2.92	1.50	AKAM	Akamai Technologies	B	1.29	1.50
2009-03-02	APH	Amphenol	D	-2.92	0.80		Fidelity National Information Services	B	1.23	0.80
2009-03-02	CBL	Cbl & Associates Properties	D	-2.98	0.10					
2009-03-02	AMED	Amedisys	D	-2.93	0.20	AMGN	Amgen	A	2.20	0.20
2009-03-02	CBI	Chicago Bridge & Iron	D	-2.99	0.10					
2009-03-02	OSH	Oil Search	D	-2.88	0.20					
2009-03-02	ADBE	Adobe Systems	D	-2.94	0.30	CSC	Computer Sciences	B	1.23	0.30
2009-03-02	WU	The Western Union	D	-2.94	0.20	MS	Morgan Stanley	B	1.33	0.20
2009-03-02	MTX	Minerals Technologies	D	-2.93	0.10	ROH	Rohm & Haas	A	2.20	0.10
2009-03-02	MET	Metlife	D	-2.96	0.20					
2009-03-02	HES	Hess	D	-2.94	1.40	TSO	Tesoro	B	1.33	1.40
2009-03-02	AIG	American International	D	-3.00	0.00					

Date	Ticker	Name	R	SM	W (%)	Ticker	Name	R	SM	W (%)
2009-03-02	AMAT	Applied Materials	D	-2.92	3.70	SYMC	Symantec	B	1.22	3.70
2009-03-02	APA	Apache	D	-2.94	0.30	NBL	Noble Energy	B	1.20	0.30
2009-03-02	SPLS	Staples	D	-2.90	4.10	FDO	Family Dollar Stores	A	2.29	4.10
2009-03-02	ATW	Atwood Oceanics	D	-2.96	0.10					
2009-03-02	BAC	Bank Of America	D	-2.98	0.20					
2009-03-02	BC	Brunswick	D	-2.97	0.00					
2009-03-02	BEN	Franklin Resources	D	-2.93	0.60	NTRS	Northern Trust	B	1.24	0.60
2009-03-02	ITRI	Itron	D	-2.94	0.00	GR	Goodrich	B	1.20	0.00
2009-03-02	RGA	Reinsurance Group America	D	-2.92	0.10	TRV	Travelers Companies	B	1.16	0.10
2009-03-02	SAP	Sap Adr	D	-2.91	0.40	BMC	BMC Software	B	1.22	0.40
2009-03-02	CELG	Celgene	D	-2.91	0.30	DGX	Quest Diagnostics	A	2.17	0.30
2009-03-02	CLH	Clean Harbors	D	-2.91	0.10	WM	Waste Management	B	1.17	0.10
2009-03-02	CM-CSA	Comcast	D	-2.91	0.30	APOL	Apollo Educat Grp	A	2.27	0.30
2009-03-02	MON	Monsanto	D	-2.92	1.00	ADM	Archer Daniels Midland	A	2.28	1.00
2009-03-02	BBAS3	Banco Do Brasil Sa Bb Brasil	D	-2.93	0.00					
2009-03-02	VRSN	Verisign	D	-2.93	0.30	NVDA	Nvidia	B	1.21	0.30
2009-03-02	CMI	Cummins	D	-2.96	0.30					
2009-03-02	CVS	Cvs Health	D	-2.90	1.50	AZO	Autozone	A	2.20	1.50
2009-03-02	DDR	Ddr	D	-2.99	0.10					
2009-03-02	DHR	Danaher	D	-2.91	1.00	CHRW	C.h.robinson Worldwide	B	1.15	1.00
2009-03-02	RIG	Transocean	D	-2.94	0.40	EQT	Eqst	B	1.20	0.40
2009-03-02	2317	Hon Hai Precision Industry	D	-2.95	0.50					
2009-03-02	FLIR	Flir Systems	D	-2.93	1.10	SHW	Sherwin-williams	B	1.14	1.10
2009-03-02	ECL	Ecolab	D	-2.90	0.40	SVU	Supervalu	B	1.28	0.40
2009-03-02	EFX	Equifax	D	-2.91	1.20	BBY	Best Buy	B	1.26	1.20
2009-03-02	ALB	Albemarle	D	-2.93	0.10	WFM	Whole Foods Market	B	1.24	0.10
2009-03-02	SPG	Simon Property	D	-2.95	0.10					
2009-03-02	RENT3	Localiza Rent A Car	D	-2.94	0.10					
2009-03-02	FCX	Freeport-mcmoran	D	-2.96	0.30					
2009-03-02	GENZ	Genzyme General	D	-2.87	0.40	BMY	Bristol-myers Squibb	A	2.15	0.40
2009-03-02	GLW	Corning	D	-2.94	7.60	GOOGL	Google Class A	B	1.21	7.60
2009-03-02	500325	Reliance Industries	D	-2.92	0.20					
2009-03-02		Hill-Rom Holdings	D	-2.95	0.00					
2009-03-02	CHK	Chesapeake Energy	D	-2.97	0.70					
2009-03-02	TK	Teekay	D	-2.96	0.00					
2009-03-02	ETE	Energy Transfer Equity	D	-2.91	0.10	APC	Anadarko Petroleum	B	1.19	0.10
2009-03-02	ADSK	Autodesk	D	-2.96	0.10					
2009-03-02	KBH	Kb Home	D	-2.94	0.20	TAP	Molson Coors Brewing	B	1.17	0.20
2009-03-02	LEN	Lennar	D	-2.93	0.40	KSS	Kohl's	B	1.23	0.40
2009-03-02	LRCX	Lam Research	D	-2.93	0.10	NTAP	Netapp	B	1.21	0.10
2009-03-02	NOK	Nokia Adr	D	-2.96	5.10					
2009-03-02	MAN	Manpower Rg	D	-2.93	0.10	MCK	Mckesson	B	1.23	0.10
2009-03-02	HSIC	Henry Schein	D	-2.90	0.20	MYL	Mylan N.V.	B	1.34	0.20
2009-03-02	MDC	Mdc	D	-2.91	0.30	NEE	Nextera Energy	B	1.20	0.30
2009-03-02	EA	Electronic Arts	D	-2.95	0.10					
2009-03-02	CIEN	Ciena	D	-2.98	0.00					
2009-03-02	BTOW3	B2w - Companhia Digital	D	-2.96	0.10					
2009-03-02	ORCL	Oracle	D	-2.89	2.10	IBM	IBM	B	1.21	2.10
2009-03-02	CB	Chubb	D	-2.91	0.90	STR	Questar Corp	B	1.20	0.90
2009-03-02	PFE	Pfizer	D	-2.90	0.60	LIFE	Life Technologies	B	1.22	0.60
2009-03-02	EPD	Enterprise Products Partners	D	-2.90	0.10	XTO	XTO Energy Inc	B	1.18	0.10
2009-03-02	FWRD	Forward Air	D	-2.93	0.00	ABC	Amerisourcebergen	B	1.19	0.00
2009-03-02	PNC	Pnc Financial Services	D	-2.95	0.10	PCG	Pg&e	B	1.18	0.10
2009-03-02	EPC	Edgewell Personal Care	D	-2.93	0.50	WAG	Walgreens Boots Alliance	B	1.18	0.50
2009-03-02	RL	Ralph Lauren	D	-2.93	0.30	PEG	Public Service Enterprise	B	1.18	0.30

Date	Ticker	Name	R	SM	W (%)	Ticker	Name	R	SM	W (%)
2009-03-02	RHI	Robert Half International	D	-2.91	0.50	EXC	Exelon	B	1.17	0.50
2009-03-02	RTN	Raytheon	D	-2.91	0.50	XEL	Xcel Energy	B	1.16	0.50
2009-03-02	RYL	Ryland Gp	D	-2.92	0.10	AEP	American Electric Power	B	1.16	0.10
2009-03-02	SCHW	Charles Schwab	D	-2.92	0.70	ABT	Abbott Laboratories	B	1.16	0.70
2009-03-02	SII	Smith International	D	-2.96	0.10					
2009-03-02	SIVB	Svb Financial	D	-2.96	0.10					
2009-03-02	SPXC	Spx	D	-2.95	0.40					
2009-03-02	TEF	Telefonica Adr	D	-2.91	0.90	QWST	Qwest Communications	B	1.25	0.90
2009-03-02	TER	Teradyne	D	-2.95	0.30					
2009-03-02	UTHR	United Therapeutics	D	-2.91	0.10	BSX	Boston Scientific	B	1.20	0.10
2009-03-02	TMO	Thermo Fisher Scientific	D	-2.91	0.20	AET	Aetna	B	1.20	0.20
2009-03-02	TOL	Toll Brothers	D	-2.89	1.10	CNP	Centerpoint Energy	B	1.16	1.10
2009-03-02	TROW	T Rowe Price	D	-2.94	0.40	HD	The Home Depot	B	1.15	0.40
2009-03-02	TXN	Texas Instruments	D	-2.93	0.30	ACS	Affiliated Computer	B	1.20	0.30
2009-03-02	VNO	Vornado Realty Trust	D	-2.95	0.10					
2009-03-02	WFC	Wells Fargo	D	-2.95	0.70					
2009-03-02	WMB	Williams Companies	D	-2.96	0.20					
2009-03-02	WY	Weyerhaeuser	D	-2.94	0.10	HUM	Humana	B	1.14	0.10
2009-03-02	UNFI	United Natural Foods	D	-2.91	0.40	HRB	H.& R.block	A	2.20	0.40
2009-03-02	JNPR	Juniper Networks	D	-2.92	1.10	HRS	Harris	B	1.19	1.10
2009-03-02	EOG	Eog Resources	D	-2.95	0.20	COG	Cabot Oil & Gas	B	1.14	0.20
2009-03-02	IART	Integra Lifesciences	D	-2.93	0.20	MIL	Millipore	B	1.19	0.20
2009-03-02	NBR	Nabors Industries	D	-2.97	0.10					
2009-03-02	ESRX	Express Scripts	D	-2.90	0.30	GILD	Gilead Sciences	B	1.18	0.30
2009-03-02	LMT	Lockheed Martin	D	-2.92	0.40					
2009-03-02	ETR	Entergy	D	-2.91	0.60	PNW	Pinnacle West Capital	A	2.15	0.60
2009-03-02	RE	Everest Re	D	-2.89	0.30					
2009-03-02	S	Sprint Nextel	D	-2.98	0.50					
2009-03-02	SRE	Sempra Energy	D	-2.86	0.40	CMS	Cms Energy	B	1.21	0.40
2009-03-02	CSCO	Cisco Systems	D	-2.91	1.30	EMC	EMC Corp	B	1.19	1.30
2009-03-02	1025	Wumart Stores -h-	D	-2.87	0.10					
2009-03-02	NKE	Nike	D	-2.90	0.90					
2009-03-02	GS	Goldman Sachs	D	-2.92	0.70					
2009-03-02	MRO	Marathon Oil	D	-2.94	0.00					
2009-03-02	QCOM	Qualcomm	D	-2.90	1.10	BRCM	Broadcom Corp	B	1.19	1.10
2009-03-02	KIM	Kimco Realty	D	-2.97	0.00					
2009-03-02	SBUX	Starbucks	D	-2.91	0.50	AN	Autonation	B	1.39	0.50
2009-03-02	MRX	Medicis Pharm	D	-2.93	0.10	ANTM	Anthem	B	1.17	0.10
2009-03-02	AMX	America Movil	D	-2.94	0.60	VZ	Verizon Communications	B	1.18	0.60
2009-03-02	VMED	Virgin Media Inc.	D	-2.95	0.10					
2009-03-02	MTU	Mitsubishi Ufj Financial Adr	D	-2.92	0.00					
2009-03-02	ACN	Accenture Cl A	D	-2.89	0.50					
2009-03-02	GIVN	Givaudan	D	-2.90	0.40					
2009-03-02	WSH	Willis Group Holdings	D	-2.90	0.30					
2009-03-02	MWW	Monster Worldwide	D	-2.98	0.40					
2009-03-02	WSO	Watsco	D	-2.90	0.10					
2009-03-02	JPM	Jpmorgan Chase	D	-2.93	1.30					
2009-03-02	BRK.A	Berkshire Hathaway	D	-2.91	0.30					
2009-03-02	532454	Bharti Airtel	D	-2.88	0.50					
2009-03-02	WFR	SunEdison	D	-2.98	1.00					
2009-03-02	2628	China Life Insurance	D	-2.93	1.50					
2009-03-02	UTIW	UTI Worldwide	D	-2.91	0.20					
2009-03-02	SNDK	Sandisk Corp	D	-2.96	0.40					
2009-03-02	MKC	Mccormick	D	-2.88	0.10					
2009-03-02	LHCG	Lhc	C	-1.92	0.10	FRX	Forest Laboratories	B	1.17	0.10

Date	Ticker	Name	R	SM	W (%)	Ticker	Name	R	SM	W (%)
2009-03-02	IM	Ingram Micro	D	-2.91	0.20	TLAB	Tellabs	B	1.19	0.20
2009-03-02	COV	Covidien	D	-2.91	0.60	CCE	Coca-Cola Enterprises	B	1.23	0.60
2009-03-02	LVL	Level 3 Communications	D	-2.97	0.00					
2009-03-02	BKD	Brookdale Senior Living	D	-2.98	0.10					
2009-03-02	MWA	Mueller Water Products	D	-2.97	0.00					
2009-03-02	MEE	Massey Energy Corp	D	-2.98	0.10					
2009-03-02	ASML	Asml	D	-2.92	1.00					
2009-03-02	SXE.1	Stanley	C	-1.87	0.10					
2009-03-02	CSE	CapitalSource	D	-2.98	0.10					
2009-03-02	SY1	Symrise	D	-2.95	0.10					
2009-03-02	PXP	Plains Exploration & Production	D	-2.96	0.30					
2009-03-02	GLG	GLG Partners	D	-2.98	0.00					
2009-03-02	CSAN3	Cosan Sa Industria E Comercio	D	-2.95	0.10					
2009-03-02	CNK	Cinemark	D	-2.92	0.00	DRI	Darden Restaurants	B	1.32	0.00
2009-03-02	532832	Indiabulls Real Estate	D	-2.98	0.10					
2009-03-02	2038	Fih Mobile	D	-2.98	0.00					
2009-03-02	WBMD	Webmd Health	D	-2.89	0.00	AMZN	Amazon.com	B	1.29	0.00
2009-03-02	MRVE3	Mrv Engenharia E Participacoes	D	-2.96	0.00					
2009-03-02	HIMX	Himax Technologies Adr	D	-2.96	0.00					
2009-03-02	LULU	Lululemon Athletica	D	-2.99	0.00					
2009-03-02	CZZ	Cosan	D	-2.97	0.10					
2009-03-02	CNQ	Canadian Natural Resources	D	-2.94	1.60					
2009-04-01	AME	Ametek	D	-2.90	0.10	CVG	Convergys	B	1.34	0.10
2009-04-01	CBL	Cbl & Associates Properties	D	-2.99	0.00					
2009-04-01	AMED	Amedisys	D	-2.93	0.10	MYL	Mylan N.V.	A	2.39	0.10
2009-04-01	CBI	Chicago Bridge & Iron	D	-2.98	0.10					
2009-04-01	ADBE	Adobe Systems	D	-2.92	0.30	JAVA	Sun Microsystems	B	1.47	0.30
2009-04-01	WU	The Western Union	D	-2.93	0.20	MS	Morgan Stanley	B	1.43	0.20
2009-04-01	MTX	Minerals Technologies	D	-2.92	0.10	ROH	Rohm & Haas	A	2.29	0.10
2009-04-01	MET	Metlife	D	-2.94	0.20	NTRS	Northern Trust	B	1.28	0.20
2009-04-01	SLM	Slm	D	-2.93	0.10	CME	Cme	B	1.25	0.10
2009-04-01	AIG	American International	D	-3.00	0.10					
2009-04-01	RAH	Ralcorp Holdings	D	-2.87	0.10	ADM	Archer Daniels Midland	A	2.31	0.10
2009-04-01	APA	Apache	D	-2.92	0.40	TSO	Tesoro	B	1.33	0.40
2009-04-01	ATW	Atwood Oceanics	D	-2.95	0.10					
2009-04-01	BAC	Bank Of America	D	-2.97	0.20					
2009-04-01	BC	Brunswick	D	-2.96	0.00					
2009-04-01	BEN	Franklin Resources	D	-2.92	0.70	FHN	First Horizon National	B	1.24	0.70
2009-04-01	ITRI	Itron	D	-2.93	0.00	MWV	MeadWestvaco	B	1.26	0.00
2009-04-01	RGA	Reinsurance Group America	D	-2.90	0.10	MCO	Moody's	B	1.23	0.10
2009-04-01	SAP	Sap Adr	D	-2.90	0.20	MU	Micron Technology	B	1.41	0.20
2009-04-01	CELG	Celgene	D	-2.92	0.20	UNH	Unitedhealth	A	2.21	0.20
2009-04-01	CLH	Clean Harbors	D	-2.90	0.10	BLL	Ball	B	1.26	0.10
2009-04-01	CM-CSA	Comcast	D	-2.90	0.30	DRI	Darden Restaurants	A	2.43	0.30
2009-04-01	VRSN	Verisign	D	-2.92	0.20	AKAM	Akamai Technologies	B	1.36	0.20
2009-04-01	CMI	Cummins	D	-2.94	0.40	FLS	Flowserve	B	1.25	0.40
2009-04-01	CVS	Cvs Health	D	-2.89	1.50	FDO	Family Dollar Stores	A	2.35	1.50
2009-04-01	DDR	Ddr	D	-2.99	0.10					
2009-04-01	RIG	Transocean	D	-2.94	0.60	NBL	Noble Energy	B	1.28	0.60
2009-04-01	FLIR	Flir Systems	D	-2.92	0.50	GR	Goodrich	B	1.24	0.50

Date	Ticker	Name	R	SM	W (%)	Ticker	Name	R	SM	W (%)
2009-04-01	ECL	Ecolab	D	-2.88	0.40	CF	Cf Industries	B	1.31	0.40
2009-04-01	EFX	Equifax	D	-2.89	1.20	MA	Mastercard	B	1.22	1.20
2009-04-01	SPG	Simon Property	D	-2.95	1.00	TRV	Travelers Companies	B	1.18	1.00
2009-04-01	RENT3	Localiza Rent A Car	D	-2.94	0.10	BRCM	Broadcom Corp	B	1.22	0.10
2009-04-01	GE	General Electric	D	-2.96	2.30					
2009-04-01	GENZ	Genzyme General	D	-2.87	0.30	AMGN	Amgen	A	2.20	0.30
2009-04-01	ETE	Energy Transfer Equity	D	-2.90	0.10	NOV	National Oilwell Varco	B	1.27	0.10
2009-04-01	ADSK	Autodesk	D	-2.94	0.10	AMD	Advanced Micro Devices	B	1.28	0.10
2009-04-01	KBH	Kb Home	D	-2.91	0.30	TSN	Tyson Foods	B	1.37	0.30
2009-04-01	LEN	Lennar	D	-2.88	0.40	VFC	Vf	B	1.24	0.40
2009-04-01	9303	Sumitomo Warehouse	D	-2.87	0.00	EMC	EMC Corp	B	1.22	0.00
2009-04-01	NOK	Nokia Adr	D	-2.95	6.00					
2009-04-01	MAN	Manpower Rg	D	-2.92	0.10		Fidelity National Information Services	B	1.23	0.10
2009-04-01	MAS	Masco	D	-2.94	0.10	CTAS	Cintas	B	1.23	0.10
2009-04-01	BTOW3	B2w - Companhia Digital	D	-2.96	0.10					
2009-04-01	OXY	Occidental Petroleum	D	-2.90	0.30	APC	Anadarko Petroleum	B	1.25	0.30
2009-04-01	CB	Chubb	D	-2.90	0.90	PBCT	People's United Financial	B	1.18	0.90
2009-04-01	PFE	Pfizer	D	-2.88	0.60	AGN	Allergan	B	1.27	0.60
2009-04-01	EPD	Enterprise Products Partners	D	-2.89	0.10	EQT	Eq	B	1.23	0.10
2009-04-01	FWRD	Forward Air	D	-2.93	0.00	PCP	Precision Castparts	B	1.21	0.00
2009-04-01	PNC	Pnc Financial Services	D	-2.94	0.10	WFM	Whole Foods Market	B	1.36	0.10
2009-04-01	JBLU	Jetblue Airways	C	-1.92	0.10	AZO	Autozone	A	2.24	0.10
2009-04-01	R	Ryder System	D	-2.94	0.20	AMZN	Amazon.com	B	1.35	0.20
2009-04-01	EPC	Edgewell Personal Care	D	-2.91	0.60	HRL	Hormel Foods	B	1.21	0.60
2009-04-01	RL	Ralph Lauren	D	-2.91	0.30	CAG	Conagra Brands	B	1.20	0.30
2009-04-01	RHI	Robert Half International	D	-2.89	0.50	KSS	Kohl's	B	1.29	0.50
2009-04-01	RTN	Raytheon	D	-2.90	0.50	ANF	Abercrombie & Fitch	B	1.29	0.50
2009-04-01	RYL	Ryland Gp	D	-2.90	0.10	HSY	The Hershey	B	1.19	0.10
2009-04-01	SCHW	Charles Schwab	D	-2.90	0.80	IPG	Interpublic Group Of Companies	B	1.28	0.80
2009-04-01	SII	Smith International	D	-2.96	0.10					
2009-04-01	SIVB	Svb Financial	D	-2.95	0.10	BIG	Big Lots	B	1.27	0.10
2009-04-01	SPXC	Spx	D	-2.94	0.40	MDP	Meredith	B	1.27	0.40
2009-04-01	TEF	Telefonica Adr	D	-2.90	1.00	QWST	Qwest Communications	B	1.29	1.00
2009-04-01	TER	Teradyne	D	-2.95	0.30	NVLS	Novellus Systems	B	1.27	0.30
2009-04-01	UTHR	United Therapeutics	D	-2.91	0.10	LIFE	Life Technologies	B	1.25	0.10
2009-04-01	TOL	Toll Brothers	D	-2.84	1.20	LO	Lorillard	B	1.19	1.20
2009-04-01	TROW	T Rowe Price	D	-2.93	0.40	SVU	Supervalu	B	1.27	0.40
2009-04-01	VNO	Vornado Realty Trust	D	-2.95	0.10	BTU	Peabody Energy Corp	B	1.27	0.10
2009-04-01	WFC	Wells Fargo	D	-2.94	0.80	EXPE	Expedia	B	1.26	0.80
2009-04-01	WY	Weyerhaeuser	D	-2.92	0.10	NTAP	Netapp	B	1.25	0.10
2009-04-01	JNPR	Juniper Networks	D	-2.90	1.20	CSC	Computer Sciences	B	1.26	1.20
2009-04-01	EOG	Eog Resources	D	-2.93	0.20	RRC	Range Resources	B	1.22	0.20
2009-04-01	IART	Integra Lifesciences	D	-2.92	0.20	BSX	Boston Scientific	B	1.25	0.20
2009-04-01	NBR	Nabors Industries	D	-2.97	0.10					
2009-04-01	ESRX	Express Scripts	D	-2.90	0.30	HSP	Hospira	B	1.24	0.30
2009-04-01	ETR	Entergy	D	-2.91	0.50	PNW	Pinnacle West Capital	A	2.16	0.50
2009-04-01	RE	Everest Re	D	-2.87	0.30	YHOO	Yahoo	B	1.24	0.30
2009-04-01	CSCO	Cisco Systems	D	-2.89	1.40	SYMC	Symantec	B	1.25	1.40
2009-04-01	EN-ERQ	Energy Conversion Devices	D	-2.97	0.10					
2009-04-01	1025	Wumart Stores -h	D	-2.87	0.10	ALTR	Altera Corp.	B	1.22	0.10
2009-04-01	NKE	Nike	D	-2.88	1.00	MO	Altria	B	1.19	1.00

Date	Ticker	Name	R	SM	W (%)	Ticker	Name	R	SM	W (%)
2009-04-01	CEPH	Cephalon	C	-1.86	0.30	STJ	St Jude Medical Inc	B	1.24	0.30
2009-04-01	MRO	Marathon Oil	D	-2.92	0.00	VLO	Valero Energy	B	1.22	0.00
2009-04-01	KIM	Kimco Realty	D	-2.97	0.00					
2009-04-01	MRX	Medicis Pharm	D	-2.92	0.10	AET	Aetna	B	1.23	0.10
2009-04-01	AMX	America Movil	D	-2.93	0.60	CTL	Centurylink	B	1.22	0.60
2009-04-01	MTU	Mitsubishi Ufj Financial Adr	D	-2.91	0.00	TLAB	Tellabs	B	1.24	0.00
2009-04-01	ACN	Accenture Cl A	D	-2.89	0.40	MOT	Motorola Solutions	B	1.23	0.40
2009-04-01	GIVN	Givaudan	D	-2.92	0.30	MCHP	Microchip Technology	B	1.22	0.30
2009-04-01	WSH	Willis Group Holdings	D	-2.90	0.30	TDC	Teradata	B	1.23	0.30
2009-04-01	MWW	Monster Worldwide	D	-2.98	0.40					
2009-04-01	WSO	Watsco	D	-2.90	0.00	TJX	Tjx Companies	B	1.23	0.00
2009-04-01	JPM	Jpmorgan Chase	D	-2.91	1.50	NEE	Nextera Energy	B	1.23	1.50
2009-04-01	ENH	Endurance Specialty	D	-2.85	0.10	GOOGL	Google Class A	B	1.23	0.10
2009-04-01	BRK.A	Berkshire Hathaway	D	-2.90	0.30	BBBY	Bed Bath & Beyond	B	1.23	0.30
2009-04-01	532454	Bharti Airtel	D	-2.88	0.40	ANTM	Anthem	B	1.21	0.40
2009-04-01	MHK	Mohawk Industries	D	-2.93	0.20	IBM	IBM	B	1.23	0.20
2009-04-01	LHCG	Lhc	C	-1.89	0.10	MIL	Millipore	B	1.22	0.10
2009-04-01	IM	Ingram Micro	D	-2.90	0.20	BMC	BMC Software	B	1.25	0.20
2009-04-01	COV	Covidien	D	-2.90	0.60	CCE	Coca-Cola Enterprises	B	1.29	0.60
2009-04-01	LVLTL	Level 3 Communications	D	-2.96	0.00					
2009-04-01	BKD	Brookdale Senior Living	D	-2.97	0.20					
2009-04-01	MEE	Massey Energy Corp	D	-2.98	0.10					
2009-04-01	CACI	Caci International	D	-2.87	0.10	CRM	Salesforce.com	B	1.25	0.10
2009-04-01	SXE.1	Stanley	C	-1.89	0.10	CMS	Cms Energy	B	1.23	0.10
2009-04-01	CSE	CapitalSource	D	-2.99	0.00					
2009-04-01	SY1	Symrise	D	-2.93	0.10	INTU	Intuit	B	1.21	0.10
2009-04-01	PXP	Plains Exploration & Production	D	-2.96	0.30					
2009-04-01	GLG	GLG Partners	D	-2.83	0.00	XLNX	Xilinx	B	1.22	0.00
2009-04-01	CSAN3	Cosan Sa Industria E Comercio	D	-2.95	0.10	ACS	Affiliated Computer	B	1.21	0.10
2009-04-01	532832	Indiabulls Real Estate	D	-2.98	0.10					
2009-04-01	2038	Fih Mobile	D	-2.98	0.00					
2009-04-01	WBMD	Webmd Health	D	-2.89	0.00	AN	Autonation	B	1.55	0.00
2009-04-01	BKC	Burger King Holdings	D	-2.87	0.10	BBY	Best Buy	B	1.37	0.10
2009-04-01	DAL	Delta Air Lines	D	-2.92	1.10	JWN	Nordstrom	B	1.37	1.10
2009-04-01	LULU	Lululemon Athletica	D	-2.97	0.00					
2009-04-01	CZZ	Cosan	D	-2.97	0.00					
2009-05-01	CBL	Cbl & Associates Properties	D	-2.96	0.10					
2009-05-01	AMED	Amedisys	D	-2.91	0.10	MYL	Mylan N.V.	A	2.38	0.10
2009-05-01	CBI	Chicago Bridge & Iron	D	-2.97	0.20					
2009-05-01	MTX	Minerals Technologies	D	-2.92	0.10	PX	Praxair	A	2.26	0.10
2009-05-01	MET	Metlife	D	-2.93	0.20	MS	Morgan Stanley	A	2.47	0.20
2009-05-01	SLM	Slm	D	-2.92	0.10	IRM	Iron Mountain	A	2.28	0.10
2009-05-01	AIG	American International	D	-3.00	0.10					
2009-05-01	RAH	Ralcorp Holdings	D	-2.86	0.10	F	Ford Motor	A	2.75	0.10
2009-05-01	APA	Apache	D	-2.91	0.40	TSO	Tesoro	A	2.39	0.40
2009-05-01	BAC	Bank Of America	D	-2.96	0.20					
2009-05-01	BCR	C R Bard	D	-2.86	1.00	AGN	Allergan	A	2.25	1.00
2009-05-01	BEN	Franklin Resources	D	-2.91	0.60	FHN	First Horizon National	A	2.24	0.60
2009-05-01	ITRI	Itron	D	-2.93	0.00	GR	Goodrich	A	2.28	0.00
2009-05-01	RGA	Reinsurance Group America	D	-2.91	0.10	MA	Mastercard	A	2.24	0.10
2009-05-01	CELG	Celgene	D	-2.91	0.20	AMGN	Amgen	A	2.20	0.20

Date	Ticker	Name	R	SM	W (%)	Ticker	Name	R	SM	W (%)
2009-05-01	CLH	Clean Harbors	D	-2.90	0.10		Fidelity National Information Services	A	2.24	0.10
2009-05-01	CM-CSA	Comcast	D	-2.88	0.30	AN	Autonation	A	2.69	0.30
2009-05-01	DDR	Ddr	D	-2.98	0.10					
2009-05-01	FLIR	Flir Systems	D	-2.91	0.60	CTAS	Cintas	A	2.24	0.60
2009-05-01	SPG	Simon Property	D	-2.92	1.30	PBCT	People's United Financial	A	2.15	1.30
2009-05-01	RENT3	Localiza Rent A Car	D	-2.91	0.10	FDO	Family Dollar Stores	A	2.34	0.10
2009-05-01	K	Kinross Gold	C	-1.87	0.40	KSS	Kohl's	A	2.28	0.40
2009-05-01	GE	General Electric	D	-2.94	2.60	BLL	Ball	A	2.23	2.60
2009-05-01	GENZ	Genzyme General	D	-2.88	0.30	DGX	Quest Diagnostics	A	2.19	0.30
2009-05-01	KLAC	Kla-tencor	D	-2.90	0.30	JAVA	Sun Microsystems	A	2.54	0.30
2009-05-01	9303	Sumitomo Warehouse	D	-2.88	0.00	BBBY	Bed Bath & Beyond	A	2.27	0.00
2009-05-01	NOK	Nokia Adr	D	-2.94	6.40	AKAM	Akamai Technologies	A	2.40	6.40
2009-05-01	MAS	Masco	D	-2.92	0.20	OI	Owens Illinois Rg	B	1.42	0.20
2009-05-01	OXY	Occidental Petroleum	D	-2.90	0.30	NBL	Noble Energy	A	2.30	0.30
2009-05-01	PFE	Pfizer	D	-2.88	0.60	THC	Tenet Healthcare	B	1.44	0.60
2009-05-01	FWRD	Forward Air	D	-2.93	0.00	JBL	Jabil Circuit	B	1.42	0.00
2009-05-01	PNC	Pnc Financial Services	D	-2.92	0.10	ETFC	Etrade Financial	B	1.44	0.10
2009-05-01	JBLU	Jetblue Airways	C	-1.89	0.20	DRI	Darden Restaurants	A	2.44	0.20
2009-05-01	R	Ryder System	D	-2.94	0.10	CVG	Convergys	B	1.42	0.10
2009-05-01	EPC	Edgewell Personal Care	D	-2.89	0.60	GT	Goodyear Tire & Rubber	B	1.54	0.60
2009-05-01	RTN	Raytheon	D	-2.89	0.50	TEL	TE Connectivity	B	1.40	0.50
2009-05-01	SII	Smith International	D	-2.95	0.10	APC	Anadarko Petroleum	A	2.28	0.10
2009-05-01	SUN	Sunoco	D	-2.90	0.10	RRC	Range Resources	A	2.22	0.10
2009-05-01	TEF	Telefonica Adr	D	-2.91	0.70	QWST	Qwest Communications	A	2.31	0.70
2009-05-01	UTHR	United Therapeutics	D	-2.91	0.10	ISRG	Intuitive Surgical	B	1.28	0.10
2009-05-01	VNO	Vornado Realty Trust	D	-2.93	0.10	JNS	Janus Capital	B	1.41	0.10
2009-05-01	WFC	Wells Fargo	D	-2.92	1.00	AXP	American Express	B	1.39	1.00
2009-05-01	EOG	Eog Resources	D	-2.92	0.20	SWN	Southwestern Energy	A	2.22	0.20
2009-05-01	IART	Integra Lifesciences	D	-2.91	0.20	BSX	Boston Scientific	B	1.25	0.20
2009-05-01	ETR	Entergy	D	-2.91	0.50	NEE	Nextera Energy	A	2.25	0.50
2009-05-01	EN-ERQ	Energy Conversion Devices	D	-2.96	0.10					
2009-05-01	CEPH	Cephalon	C	-1.87	0.30	HSP	Hospira	B	1.25	0.30
2009-05-01	CNX	Consol Energy	D	-2.95	0.20					
2009-05-01		American Intl	D	-3.00	0.10					
2009-05-01	KIM	Kimco Realty	D	-2.96	0.00					
2009-05-01	MRX	Medicis Pharm	D	-2.89	0.20	ESRX	Express Scripts Holding	B	1.24	0.20
2009-05-01	MTU	Mitsubishi Ufj Financial Adr	D	-2.90	0.00	AMP	Ameriprise Financial	B	1.36	0.00
2009-05-01	ACN	Accenture Cl A	D	-2.88	0.40	MWV	MeadWestvaco	B	1.35	0.40
2009-05-01	GIVN	Givaudan	D	-2.89	0.30	BMC	BMC Software	A	2.26	0.30
2009-05-01	ENH	Endurance Specialty	D	-2.85	0.10	MCO	Moody's	B	1.31	0.10
2009-05-01	BRK.A	Berkshire Hathaway	D	-2.90	0.30	CMA	Comerica	B	1.28	0.30
2009-05-01	OSIP	OSI Pharmaceuticals	D	-2.87	0.20	ANTM	Anthem	B	1.24	0.20
2009-05-01	BTU	Peabody Energy Corp	D	-2.84	0.10	IP	International Paper	B	1.53	0.10
2009-05-01	C	Citigroup	D	-2.98	0.10					
2009-05-01	LHCG	Lhc	C	-1.89	0.10	ZBH	Zimmer Biomet	B	1.22	0.10
2009-05-01	SRCL	Stericycle	D	-2.88	0.10	PTV	Pactiv Corp	B	1.33	0.10
2009-05-01	COV	Covidien	D	-2.90	0.50	CCE	Coca-Cola Enterprises	A	2.37	0.50
2009-05-01	LVLT	Level 3 Communications	D	-2.95	0.00					
2009-05-01	MEE	Massey Energy Corp	D	-2.97	0.10					

Date	Ticker	Name	R	SM	W (%)	Ticker	Name	R	SM	W (%)
2009-05-01	CACI	Caci International	D	-2.86	0.10	NTAP	Netapp	A	2.30	0.10
2009-05-01	HI	Hillenbrand	D	-2.88	0.00	WFM	Whole Foods Market	A	2.43	0.00
2009-05-01	ESSX	Essex Rent	D	-2.88	0.00	IR	Ingersoll-Rand	B	1.31	0.00
2009-05-01	SXE.1	Stanley	D	-2.89	0.10	FLS	Flowserve	B	1.31	0.10
2009-05-01	CSE	CapitalSource	D	-2.96	0.10					
2009-05-01	PXP	Plains Exploration & Production	D	-2.96	0.30					
2009-05-01	GLG	GLG Partners	D	-2.83	0.00	MTB	M&t Bank	B	1.27	0.00
2009-05-01	532832	Indiabulls Real Estate	D	-2.97	0.10					
2009-05-01	2038	Fih Mobile	D	-2.97	0.00					
2009-05-01	BKC	Burger King Holdings	D	-2.91	0.00	AMZN	Amazon.com	A	2.38	0.00
2009-05-01	DAL	Delta Air Lines	D	-2.87	0.90	BBY	Best Buy	A	2.36	0.90
2009-06-01	AMED	Amedisys	D	-2.92	0.10	CI	Cigna	A	2.44	0.10
2009-06-01	MTX	Minerals Technologies	D	-2.91	0.10	AKS	Ak Steel	A	2.49	0.10
2009-06-01	SLM	Slm	D	-2.90	0.10	GNW	Genworth Financial	A	3.00	0.10
2009-06-01	RAH	Ralcorp Holdings	D	-2.86	0.10	F	Ford Motor	A	2.81	0.10
2009-06-01	BCR	C R Bard	D	-2.86	1.00	MYL	Mylan N.V.	A	2.39	1.00
2009-06-01	ITRI	Itron	D	-2.91	0.00	OI	Owens Illinois Rg	A	2.50	0.00
2009-06-01	CELG	Celgene	D	-2.91	0.20	CVH	Coventry Health Care	A	2.38	0.20
2009-06-01	FLIR	Flir Systems	D	-2.92	0.50	JBL	Jabil Circuit	A	2.44	0.50
2009-06-01	K	Kinross Gold	C	-1.85	0.50	PRU	Prudential Financial	A	2.58	0.50
2009-06-01	GENZ	Genzyme General	D	-2.86	0.30	BSX	Boston Scientific	A	2.29	0.30
2009-06-01	PFE	Pfizer	D	-2.87	0.50	HSP	Hospira	A	2.27	0.50
2009-06-01	JBLU	Jetblue Airways	C	-1.90	0.10	WYN	Wyndham Worldwide	A	2.71	0.10
2009-06-01	R	Ryder System	D	-2.93	0.10	CVG	Convergys	A	2.38	0.10
2009-06-01	EPC	Edgewell Personal Care	D	-2.90	0.60	GT	Goodyear Tire & Rubber	A	2.58	0.60
2009-06-01	RTN	Raytheon	D	-2.89	0.40	MWV	MeadWestvaco	A	2.36	0.40
2009-06-01	SUN	Sunoco	D	-2.89	0.10	TSO	Tesoro	A	2.43	0.10
2009-06-01	UTHR	United Therapeutics	D	-2.89	0.10	ANTM	Anthem	A	2.27	0.10
2009-06-01	IART	Integra Lifesciences	D	-2.91	0.20	AGN	Allergan	A	2.25	0.20
2009-06-01	ETR	Entergy	D	-2.90	0.50	AES	Aes	A	2.36	0.50
2009-06-01	CEPH	Cephalon	D	-2.88	0.20	ESRX	Express Scripts Holding	A	2.24	0.20
2009-06-01	GILD	Gilead Sciences	D	-2.86	0.40	MIL	Millipore	A	2.24	0.40
2009-06-01	KIM	Kimco Realty	D	-2.95	0.00					
2009-06-01	ACN	Accenture Cl A	D	-2.88	0.40	FLS	Flowserve	A	2.35	0.40
2009-06-01	GIVN	Givaudan	D	-2.90	0.30	SNDK	Sandisk Corp	A	2.50	0.30
2009-06-01	OSIP	OSI Pharmaceuticals	D	-2.88	0.10	WAT	Waters	A	2.21	0.10
2009-06-01	LHCG	Lhc	D	-2.89	0.10	STJ	St Jude Medical Inc	A	2.20	0.10
2009-06-01	COV	Covidien	D	-2.89	0.50	CCE	Coca-Cola Enterprises	A	2.37	0.50
2009-06-01	LVLT	Level 3 Communications	D	-2.96	0.00					
2009-06-01	CACI	Caci International	D	-2.86	0.10	JAVA	Sun Microsystems	A	2.54	0.10
2009-06-01	HI	Hillenbrand	D	-2.88	0.00	AN	Autonation	A	2.67	0.00
2009-06-01	SXE.1	Stanley	D	-2.88	0.10	CMI	Cummins	A	2.34	0.10
2009-06-01	CSE	CapitalSource	D	-2.95	0.10					
2009-06-01	MTXX	Matrixx Initiatives	C	-1.83	0.00	DGX	Quest Diagnostics	A	2.20	0.00
2009-06-01	BKC	Burger King Holdings	D	-2.91	0.00	JWN	Nordstrom	A	2.48	0.00
2009-06-01	DAL	Delta Air Lines	D	-2.87	0.80	EXPE	Expedia	A	2.48	0.80
2009-07-01	AMED	Amedisys	D	-2.91	0.10	THC	Tenet Healthcare International	A	2.53	0.10
2009-07-01	MTX	Minerals Technologies	D	-2.91	0.10	IP	Paper	A	2.62	0.10
2009-07-01	BCR	C R Bard	D	-2.86	1.10	CI	Cigna	A	2.46	1.10
2009-07-01	CELG	Celgene	D	-2.90	0.20	CVH	Coventry Health Care	A	2.40	0.20
2009-07-01	K	Kinross Gold	C	-1.86	0.40	F	Ford Motor	A	2.78	0.40
2009-07-01	GENZ	Genzyme General	D	-2.87	0.30	MYL	Mylan N.V.	A	2.37	0.30
2009-07-01	JBLU	Jetblue Airways	C	-1.91	0.20	AN	Autonation	A	2.70	0.20
2009-07-01	RTN	Raytheon	D	-2.89	0.40	JBL	Jabil Circuit	A	2.40	0.40
2009-07-01	SUN	Sunoco	D	-2.92	0.10	PXD	Pioneer Natural Resources	A	2.35	0.10

Date	Ticker	Name	R	SM	W (%)	Ticker	Name	R	SM	W (%)
2009-07-01	BIIB	Biogen	C	-1.85	0.30	ISRG	Intuitive Surgical	A	2.32	0.30
2009-07-01	CEPH	Cephalon	D	-2.88	0.20	BSX	Boston Scientific	A	2.31	0.20
2009-07-01	KIM	Kimco Realty	D	-2.96	0.00					
2009-07-01	AEM	Agnico Eagle Mines	C	-1.86	0.40	AKS	Ak Steel	A	2.61	0.40
2009-07-01	GIVN	Givaudan	D	-2.90	0.30	LNC	Lincoln National	A	2.58	0.30
2009-07-01	OSIP	OSI Pharmaceuticals	D	-2.89	0.10	HSP	Hospira	A	2.30	0.10
2009-07-01	LHCG	Lhc	D	-2.89	0.10	ANTM	Anthem	A	2.29	0.10
2009-07-01	CSE	CapitalSource	D	-2.94	0.10	GNW	Genworth Financial	A	3.00	0.10
2009-07-01	BKC	Burger King Holdings	D	-2.90	0.00	WYN	Wyndham Worldwide	A	2.70	0.00
2009-07-01	DAL	Delta Air Lines	D	-2.88	0.80	EXPE	Expedia	A	2.43	0.80
2009-08-03	MTX	Minerals Technologies	D	-2.90	0.10	IP	International Paper	A	2.78	0.10
2009-08-03	FE	Firstenergy	D	-2.92	0.20	AES	Aes	A	2.45	0.20
2009-08-03	BCR	C R Bard	D	-2.86	1.00	THC	Tenet Healthcare	A	2.78	1.00
2009-08-03	FLIR	Flir Systems	D	-2.85	0.40	JBL	Jabil Circuit	A	2.50	0.40
2009-08-03	K	Kinross Gold	C	-1.86	0.40	GT	Goodyear Tire & Rubber	A	2.85	0.40
2009-08-03	GENZ	Genzyme General	D	-2.89	0.20	CI	Cigna	A	2.53	0.20
2009-08-03	KBH	Kb Home	C	-1.83	0.30	F	Ford Motor	A	3.00	0.30
2009-08-03	RSG	Republic Services	D	-2.88	0.00	RRD	R.r.donnelley&sons	A	2.43	0.00
2009-08-03	PNC	Pnc Financial Services	D	-2.88	0.10	FITB	Fifth Third Bancorp	A	3.00	0.10
2009-08-03	RTN	Raytheon	D	-2.88	0.50	MWV	MeadWestvaco	A	2.43	0.50
2009-08-03	SUN	Sunoco	D	-2.91	0.10	PXD	Pioneer Natural Resources	A	2.42	0.10
2009-08-03	VMC	Vulcan Materials Co	D	-2.89	0.20	CVG	Convergys	A	2.43	0.20
2009-08-03	BIIB	Biogen	D	-2.85	0.30	CVH	Coventry Health Care	A	2.47	0.30
2009-08-03	CEPH	Cephalon	D	-2.88	0.20	ISRG	Intuitive Surgical	A	2.46	0.20
2009-08-03	KIM	Kimco Realty	D	-2.96	0.00					
2009-08-03	AEM	Agnico Eagle Mines	C	-1.86	0.40	LNC	Lincoln National	A	2.75	0.40
2009-08-03	MTU	Mitsubishi Ufj Financial Adr	C	-1.84	0.00	GNW	Genworth Financial	A	3.00	0.00
2009-08-03	OSIP	OSI Pharmaceuticals	D	-2.87	0.10	MYL	Mylan N.V.	A	2.39	0.10
2009-08-03	BKC	Burger King Holdings	D	-2.91	0.00	AN	Autonation	A	2.82	0.00
2009-08-03	DAL	Delta Air Lines	D	-2.86	0.80	WYN	Wyndham Worldwide	A	2.81	0.80
2009-09-01	FE	Firstenergy	D	-2.91	0.20	AES	Aes	A	2.45	0.20
2009-09-01	HES	Hess	D	-2.88	0.20	PXD	Pioneer Natural Resources	A	2.39	0.20
2009-09-01	FSLR	First Solar	C	-1.91	0.30	FTI	Fmc Technologies	A	2.38	0.30
2009-09-01	FLIR	Flir Systems	D	-2.85	0.50	JBL	Jabil Circuit	A	2.58	0.50
2009-09-01	GENZ	Genzyme General	D	-2.87	0.40	THC	Tenet Healthcare	A	2.81	0.40
2009-09-01	KBH	Kb Home	C	-1.83	0.30	F	Ford Motor	A	2.96	0.30
2009-09-01	NOK	Nokia Adr	C	-1.86	5.30	WDC	Western Digital International	A	2.56	5.30
2009-09-01	NEM	Newmont Mining	C	-1.86	1.80	IP	International Paper	A	2.89	1.80
2009-09-01	NCM	Newcrest Mining	C	-1.86	0.90	GNW	Genworth Financial	A	3.00	0.90
2009-09-01	RTN	Raytheon	D	-2.88	0.50	RRD	R.r.donnelley&sons	A	2.51	0.50
2009-09-01	SUN	Sunoco	D	-2.91	0.10	CAM	International Corp.	A	2.35	0.10
2009-09-01	S	Sprint Nextel	C	-1.89	0.40	QWST	Qwest Communications	A	2.27	0.40
2009-09-01	CEPH	Cephalon	D	-2.88	0.20	CI	Cigna	A	2.54	0.20
2009-09-01	KIM	Kimco Realty	D	-2.95	0.00					
2009-09-01	MTU	Mitsubishi Ufj Financial Adr	C	-1.84	0.00	FITB	Fifth Third Bancorp	A	3.00	0.00
2009-09-01	WFR	SunEdison	C	-1.88	0.90	JAVA	Sun Microsystems	A	2.54	0.90
2009-09-01	OSIP	OSI Pharmaceuticals	D	-2.87	0.10	CVH	Coventry Health Care	A	2.44	0.10
2009-09-01	285	Byd Electronic	C	-1.89	0.10	HIG	The Hartford Financial Services	A	2.97	0.10
2009-10-01	HES	Hess	D	-2.85	0.20	PXD	Pioneer Natural Resources	A	2.48	0.20

Date	Ticker	Name	R	SM	W (%)	Ticker	Name	R	SM	W (%)
2009-10-01	FSLR	First Solar	C	-1.88	0.40	FTI	Fmc Technologies	A	2.41	0.40
2009-10-01	GENZ	Genzyme General	D	-2.87	0.40	THC	Tenet Healthcare	A	3.00	0.40
2009-10-01	NOK	Nokia Adr	C	-1.85	4.80	SNDK	Sandisk Corp	A	2.64	4.80
2009-10-01	NEM	Newmont Mining	C	-1.86	1.80	IP	International Paper	A	2.87	1.80
2009-10-01	SUN	Sunoco	D	-2.90	0.10	NOV	National Oilwell Varco	A	2.38	0.10
2009-10-01	S	Sprint Nextel	C	-1.89	0.50	QWST	Qwest Communications	A	2.28	0.50
2009-10-01	MTU	Mitsubishi Ufj Financial Adr	C	-1.88	0.00	FITB	Fifth Third Bancorp	A	3.00	0.00
2009-10-01	WFR	SunEdison	C	-1.88	0.90	WDC	Western Digital	A	2.59	0.90
2009-10-01	OSIP	OSI Pharmaceuticals	D	-2.87	0.10	CI	Cigna	A	2.53	0.10
2009-10-01	285	Byd Electronic	C	-1.87	0.10	HIG	The Hartford Financial Services	A	3.00	0.10
2009-10-01	SXE.1	Stanley	D	-2.85	0.10	JBL	Jabil Circuit	A	2.68	0.10
2009-10-01	8316	Sumitomo Mitsui Financial	C	-1.88	0.10	GNW	Genworth Financial	A	3.00	0.10
2009-11-02	AMGN	Amgen	C	-1.86	0.50	THC	Tenet Healthcare	A	2.98	0.50
2009-11-02	MYRG	Myr	C	-1.87	0.10	JBL	Jabil Circuit	A	2.72	0.10
2009-11-02	FSLR	First Solar	C	-1.90	0.20	PXD	Pioneer Natural Resources	A	2.57	0.20
2009-11-02	8604	Nomura	C	-1.87	0.20	GNW	Genworth Financial	A	3.00	0.20
2009-11-02	NTRS	Northern Trust	C	-1.86	0.10	FITB	Fifth Third Bancorp	A	3.00	0.10
2009-11-02	TOL	Toll Brothers	C	-1.87	1.00	F	Ford Motor	A	3.00	1.00
2009-11-02	S	Sprint Nextel	C	-1.91	0.40	QWST	Qwest Communications	A	2.27	0.40
2009-11-02	CEPH	Cephalon	D	-2.85	0.20	CI	Cigna	A	2.53	0.20
2009-11-02	QCOM	Qualcomm	C	-1.86	1.00	SNDK	Sandisk Corp	A	2.65	1.00
2009-11-02	GILD	Gilead Sciences	D	-2.85	0.40	ISRG	Intuitive Surgical	A	2.48	0.40
2009-11-02	MTU	Mitsubishi Ufj Financial Adr	C	-1.87	0.00	HIG	The Hartford Financial Services	A	3.00	0.00
2009-11-02	WFR	SunEdison	C	-1.90	0.80	WDC	Western Digital	A	2.57	0.80
2009-11-02	OSIP	OSI Pharmaceuticals	D	-2.87	0.10	MYL	Mylan N.V.	A	2.47	0.10
2009-11-02	CADX	Cadence Pharmaceuticals	C	-1.88	0.00	CVH	Coventry Health Care	A	2.43	0.00
2009-11-02	8316	Sumitomo Mitsui Financial	D	-2.88	0.10	WYN	Wyndham Worldwide	A	2.97	0.10
2009-11-02	1186	China Railway Construction	C	-1.87	0.10	IP	International Paper	A	2.92	0.10
2009-12-01	FLR	Fluor	C	-1.88	0.10	JBL	Jabil Circuit	A	2.70	0.10
2009-12-01	RAH	Ralcorp Holdings	D	-2.85	0.10	F	Ford Motor	A	3.00	0.10
2009-12-01	AMGN	Amgen	C	-1.85	0.50	THC	Tenet Healthcare	A	2.88	0.50
2009-12-01	ESC	Emeritus	C	-1.89	0.10	CI	Cigna	A	2.63	0.10
2009-12-01	AON	Aon	C	-1.85	0.10	FITB	Fifth Third Bancorp	A	3.00	0.10
2009-12-01	MYRG	Myr	C	-1.88	0.10	RRD	R.r.donnelley&sons	A	2.62	0.10
2009-12-01	FSLR	First Solar	C	-1.90	0.20	PXD	Pioneer Natural Resources	A	2.59	0.20
2009-12-01	CLH	Clean Harbors	C	-1.85	0.00	MWV	MeadWestvaco	A	2.59	0.00
2009-12-01	8604	Nomura	D	-2.87	0.20	FCX	Freeport-mcmoran	A	2.83	0.20
2009-12-01	GENZ	Genzyme General	D	-2.85	0.30	ISRG	Intuitive Surgical	A	2.56	0.30
2009-12-01	KBH	Kb Home	C	-1.89	0.20	GT	Goodyear Tire & Rubber	A	2.67	0.20
2009-12-01	9303	Sumitomo Warehouse	C	-1.86	0.00	COF	Capital One Financial	A	2.76	0.00
2009-12-01	MDC	Mdc	C	-1.87	0.30	WHR	Whirlpool	A	2.66	0.30
2009-12-01	NTRS	Northern Trust	C	-1.87	0.10	HIG	The Hartford Financial Services	A	3.00	0.10
2009-12-01	NUE	Nucor	C	-1.86	0.20	IP	International Paper	A	3.00	0.20
2009-12-01	PHM	Pultegroup	D	-2.88	0.60	HAR	Harman Ind Inc	A	2.66	0.60
2009-12-01	EPC	Edgewell Personal Care	C	-1.86	0.60	HOG	Harley-davidson	A	2.59	0.60
2009-12-01	RHI	Robert Half International	C	-1.86	0.50	CVG	Convergys	A	2.46	0.50
2009-12-01	RYL	Ryland Gp	C	-1.87	0.20	NWL	Newell Brands	A	2.55	0.20
2009-12-01	TOL	Toll Brothers	C	-1.86	1.10	BDK	Black & Decker	A	2.50	1.10
2009-12-01	ITGR	Integer	D	-2.88	0.20	CAT	Caterpillar	A	2.45	0.20
2009-12-01	S	Sprint Nextel	C	-1.89	0.50	QWST	Qwest Communications	A	2.29	0.50

Date	Ticker	Name	R	SM	W (%)	Ticker	Name	R	SM	W (%)
2009-12-01	QCOM	Qualcomm	C	-1.84	0.80	AMD	Advanced Micro Devices	A	2.67	0.80
2009-12-01	MTU	Mitsubishi Ufj Financial Adr	D	-2.86	0.00	GNW	Genworth Financial	A	3.00	0.00
2009-12-01	JOE	The St. Joe	C	-1.88	0.20	SCN	Prologis	A	2.98	0.20
2009-12-01	DHI	D.r. Horton	C	-1.87	0.70	TSN	Tyson Foods	A	2.46	0.70
2009-12-01	WFR	SunEdison	C	-1.90	0.80	SNDK	Sandisk Corp	A	2.65	0.80
2009-12-01	OSIP	OSI Pharmaceuticals	D	-2.87	0.10	MYL	Mylan N.V.	A	2.53	0.10
2009-12-01	CADX	Cadence Pharmaceuticals	C	-1.88	0.00	CVH	Coventry Health Care	A	2.47	0.00
2009-12-01	8316	Sumitomo Mitsui Financial	D	-2.88	0.10	PCLN	The Priceline	A	2.76	0.10
2009-12-01	BKC	Burger King Holdings	D	-2.85	0.00	WYN	Wyndham Worldwide	A	3.00	0.00
2010-01-01	FLR	Fluor	C	-1.87	0.10	JBL	Jabil Circuit	A	2.92	0.10
2010-01-01	AMGN	Amgen	C	-1.85	0.50	THC	Tenet Healthcare	A	3.00	0.50
2010-01-01	ESC	Emeritus	C	-1.87	0.10	CI	Cigna	A	2.67	0.10
2010-01-01	AON	Aon	C	-1.85	0.10	FITB	Fifth Third Bancorp	A	3.00	0.10
2010-01-01	MYRG	Myr	C	-1.87	0.10	RRD	R.r.donnelley&sons	A	2.67	0.10
2010-01-01	FSLR	First Solar	D	-2.89	0.20	PXD	Pioneer Natural Resources	A	2.66	0.20
2010-01-01	CLH	Clean Harbors	C	-1.84	0.10	MWV	MeadWestvaco	A	2.61	0.10
2010-01-01	DELL	Dell	C	-1.86	0.20	AMD	Advanced Micro Devices	A	2.90	0.20
2010-01-01	EXP	Eagle Materials	C	-1.85	0.40	ROK	Rockwell Automation	A	2.44	0.40
2010-01-01	GENZ	Genzyme General	D	-2.86	0.30	ISRG	Intuitive Surgical	A	2.59	0.30
2010-01-01	KBH	Kb Home	C	-1.89	0.20	F	Ford Motor	A	3.00	0.20
2010-01-01	9303	Sumitomo Warehouse	C	-1.85	0.00	WYN	Wyndham Worldwide	A	3.00	0.00
2010-01-01	MDC	Mdc	C	-1.87	0.30	WHR	Whirlpool	A	2.69	0.30
2010-01-01	CIEN	Ciena	C	-1.89	0.00	WDC	Western Digital	A	2.74	0.00
2010-01-01	THOR	Thoratec	C	-1.86	0.20	MYL	Mylan N.V.	A	2.53	0.20
2010-01-01	NTRS	Northern Trust	D	-2.86	0.10	SCN	Prologis	A	3.00	0.10
2010-01-01	NUE	Nucor	C	-1.84	0.20	IP	International Paper	A	3.00	0.20
2010-01-01	PHM	Pultegroup	D	-2.87	0.60	GT	Goodyear Tire & Rubber	A	2.67	0.60
2010-01-01	EPC	Edgewell Personal Care	C	-1.85	0.60	HAR	Harman Ind Inc	A	2.62	0.60
2010-01-01	RHI	Robert Half International	C	-1.84	0.60	CMI	Cummins	A	2.43	0.60
2010-01-01	RYL	Ryland Gp	C	-1.86	0.20	NWL	Newell Brands	A	2.55	0.20
2010-01-01	TOL	Toll Brothers	C	-1.86	1.00	BDK	Black & Decker	A	2.53	1.00
2010-01-01	ITGR	Integer	D	-2.88	0.20	CAT	Caterpillar	A	2.43	0.20
2010-01-01	S	Sprint Nextel	C	-1.89	0.40	QWST	Qwest Communications	A	2.32	0.40
2010-01-01	MTU	Mitsubishi Ufj Financial Adr	D	-2.88	0.00	HIG	The Hartford Financial Services	A	3.00	0.00
2010-01-01	JOE	The St. Joe	C	-1.86	0.20	GNW	Genworth Financial	A	3.00	0.20
2010-01-01	DHI	D.r. Horton	C	-1.87	0.70	HOG	Harley-davidson	A	2.51	0.70
2010-01-01	WFR	SunEdison	D	-2.89	0.80	RHT	Red Hat	A	2.65	0.80
2010-01-01	OSIP	OSI Pharmaceuticals	D	-2.88	0.10	CVH	Coventry Health Care	A	2.50	0.10
2010-01-01	CADX	Cadence Pharmaceuticals	C	-1.87	0.00	HSP	Hospira	A	2.40	0.00
2010-01-01	8316	Sumitomo Mitsui Financial	D	-2.89	0.10	LNC	Lincoln National	A	2.83	0.10
2010-02-01	FLR	Fluor	C	-1.87	0.10	JBL	Jabil Circuit	A	2.81	0.10
2010-02-01	AMGN	Amgen	C	-1.84	0.50	THC	Tenet Healthcare	A	3.00	0.50
2010-02-01	PMCS	PMC-Sierra	C	-1.86	0.10	AMD	Advanced Micro Devices	A	2.74	0.10
2010-02-01	ESC	Emeritus	C	-1.87	0.10	ISRG	Intuitive Surgical	A	2.64	0.10
2010-02-01	AON	Aon	C	-1.85	0.10	FITB	Fifth Third Bancorp	A	3.00	0.10
2010-02-01	MYRG	Myr	C	-1.88	0.10	RRD	R.r.donnelley&sons	A	2.60	0.10
2010-02-01	FSLR	First Solar	D	-2.90	0.20	PXD	Pioneer Natural Resources	A	2.63	0.20
2010-02-01	DELL	Dell	C	-1.87	0.20	WDC	Western Digital	A	2.67	0.20
2010-02-01	EXP	Eagle Materials	C	-1.87	0.40	MWV	MeadWestvaco	A	2.53	0.40

Date	Ticker	Name	R	SM	W (%)	Ticker	Name	R	SM	W (%)
2010-02-01	MS	Morgan Stanley	C	-1.87	0.70	HIG	The Hartford Financial Services	A	3.00	0.70
2010-02-01	KBH	Kb Home	C	-1.88	0.30	F	Ford Motor International	A	3.00	0.30
2010-02-01	9303	Sumitomo Warehouse	C	-1.85	0.00	IP	Paper	A	2.97	0.00
2010-02-01	MDC	Mdc	C	-1.86	0.30	WHR	Whirlpool	A	2.65	0.30
2010-02-01	CIEN	Ciena	C	-1.87	0.10	JDSU	JDS Uniphase Corporation	A	2.62	0.10
2010-02-01	BTOW3	B2w - Companhia Digital	C	-1.88	0.10	HBAN	Huntington Bancshares	A	2.80	0.10
2010-02-01	NTRS	Northern Trust	D	-2.84	0.10	GNW	Genworth Financial	A	3.00	0.10
2010-02-01	EPC	Edgewell Personal Care	C	-1.86	0.60	GT	Goodyear Tire & Rubber	A	2.64	0.60
2010-02-01	RYL	Ryland Gp	C	-1.85	0.20	HAR	Harman Ind Inc	A	2.64	0.20
2010-02-01	TOL	Toll Brothers	C	-1.87	1.10	BDK	Black & Decker	A	2.54	1.10
2010-02-01	ITGR	Integer	D	-2.84	0.20	ROK	Rockwell Automation	A	2.47	0.20
2010-02-01	JNPR	Juniper Networks	C	-1.85	1.30	RHT	Red Hat	A	2.60	1.30
2010-02-01	S	Sprint Nextel	C	-1.90	0.40	QWST	Qwest Communications	A	2.32	0.40
2010-02-01	VMED	Virgin Media Inc.	C	-1.86	0.30	WYN	Wyndham Worldwide	A	3.00	0.30
2010-02-01	MTU	Mitsubishi Ufj Financial Adr	D	-2.87	0.00	SCN	Prologis	A	2.95	0.00
2010-02-01	JPM	Jpmorgan Chase	C	-1.86	1.30	LNC	Lincoln National	A	2.83	1.30
2010-02-01	DHI	D.r. Horton	C	-1.86	0.80	TSN	Tyson Foods	A	2.53	0.80
2010-02-01	WFR	SunEdison	D	-2.90	0.80	CRM	Salesforce.com	A	2.49	0.80
2010-02-01	IM	Ingram Micro	C	-1.84	0.30	NTAP	Netapp	A	2.48	0.30
2010-02-01	SXE.1	Stanley	D	-2.85	0.10	FLS	Flowserve	A	2.41	0.10
2010-02-01	CADX	Cadence Pharmaceuticals	C	-1.86	0.00	CI	Cigna	A	2.64	0.00
2010-02-01	8316	Sumitomo Mitsui Financial	D	-2.88	0.10	PRU	Prudential Financial	A	2.76	0.10
2010-03-01	FLR	Fluor	C	-1.88	0.10	JBL	Jabil Circuit	A	2.82	0.10
2010-03-01	AMGN	Amgen	C	-1.85	0.50	THC	Tenet Healthcare	A	2.98	0.50
2010-03-01	PMCS	PMC-Sierra	C	-1.86	0.10	JDSU	JDS Uniphase Corporation	A	2.85	0.10
2010-03-01	ESC	Emeritus	C	-1.87	0.10	ISRG	Intuitive Surgical	A	2.70	0.10
2010-03-01	AON	Aon	C	-1.84	0.10	FITB	Fifth Third Bancorp	A	3.00	0.10
2010-03-01	APD	Air Products & Chemicals	C	-1.86	0.50	IP	International Paper	A	2.99	0.50
2010-03-01	MYRG	Myr	C	-1.89	0.10	RRD	R.r.donnelley&sons	A	2.60	0.10
2010-03-01	FSLR	First Solar	D	-2.91	0.20	PXD	Pioneer Natural Resources	A	2.65	0.20
2010-03-01	CMC	Commercial Metals	C	-1.88	0.10	CLF	Cliffs Natural Resources	A	2.82	0.10
2010-03-01	DELL	Dell	C	-1.87	0.20	AMD	Advanced Micro Devices	A	2.76	0.20
2010-03-01	EXP	Eagle Materials	C	-1.86	0.40	ROK	Rockwell Automation	A	2.52	0.40
2010-03-01	MS	Morgan Stanley	C	-1.87	0.50	HIG	The Hartford Financial Services	A	3.00	0.50
2010-03-01	9303	Sumitomo Warehouse	C	-1.86	0.00	WYN	Wyndham Worldwide	A	3.00	0.00
2010-03-01	BTOW3	B2w - Companhia Digital	C	-1.88	0.10	SCN	Prologis	A	2.94	0.10
2010-03-01	NC	Nacco Industries	C	-1.88	0.10	MWV	MeadWestvaco	A	2.51	0.10
2010-03-01	NCM	Newcrest Mining	C	-1.86	1.00	LNC	Lincoln National	A	2.85	1.00
2010-03-01	EPC	Edgewell Personal Care	C	-1.86	0.60	F	Ford Motor	A	3.00	0.60
2010-03-01	TOL	Toll Brothers	C	-1.86	1.10	HAR	Harman Ind Inc	A	2.77	1.10
2010-03-01	ITGR	Integer	D	-2.85	0.20	FLS	Flowserve	A	2.46	0.20
2010-03-01	G	Goldcorp	C	-1.86	1.70	PCLN	The Priceline	A	2.84	1.70
2010-03-01	S	Sprint Nextel	D	-2.90	0.40	QWST	Qwest Communications	A	2.35	0.40
2010-03-01	ABX	Barrick Gold	C	-1.87	0.20	JWN	Nordstrom	A	2.80	0.20
2010-03-01	MTU	Mitsubishi Ufj Financial Adr	D	-2.87	0.00	GNW	Genworth Financial	A	3.00	0.00
2010-03-01	GOLD	Randgold Resources Adr	C	-1.86	1.00	FCX	Freeport-mcmoran	A	2.76	1.00
2010-03-01	WFR	SunEdison	D	-2.90	0.80	WDC	Western Digital	A	2.68	0.80
2010-03-01	DNR	Denbury Resources	D	-2.87	0.60	FTI	Fmc Technologies	A	2.47	0.60

Date	Ticker	Name	R	SM	W (%)	Ticker	Name	R	SM	W (%)
2010-03-01	2628	China Life Insurance	C	-1.86	1.50	PRU	Prudential Financial	A	2.79	1.50
2010-03-01	IM	Ingram Micro	C	-1.84	0.30	RHT	Red Hat	A	2.60	0.30
2010-03-01	CYMI	Cymer	C	-1.86	0.10	CRM	Salesforce.com	A	2.54	0.10
2010-03-01	OGZD	Gazprom Adr	C	-1.86	0.20	HBAN	Huntington Bancshares	A	2.78	0.20
2010-03-01	SXE.1	Stanley	D	-2.84	0.10	CAT	Caterpillar	A	2.43	0.10
2010-03-01	CADX	Cadence Pharmaceuticals	C	-1.88	0.00	CI	Cigna	A	2.65	0.00
2010-03-01	8316	Sumitomo Mitsui Financial	D	-2.89	0.10	COF	Capital One Financial	A	2.75	0.10
2010-04-01	FLR	Fluor	C	-1.86	0.10	JBL	Jabil Circuit	A	2.86	0.10
2010-04-01	ELD	Eldorado Gold	C	-1.86	0.30	F	Ford Motor	A	3.00	0.30
2010-04-01	APD	Air Products & Chemicals	C	-1.85	0.50	IP	International Paper	A	3.00	0.50
2010-04-01	MYRG	Myr	D	-2.88	0.10	RRD	R.r.donnelley&sons	A	2.64	0.10
2010-04-01	TSM	Taiwan Semiconductor Manufacturing Adr	C	-1.85	0.30	JDSU	JDS Uniphase Corporation	A	2.95	0.30
2010-04-01	FSLR	First Solar	D	-2.90	0.50	PXD	Pioneer Natural Resources	A	2.81	0.50
2010-04-01	CLH	Clean Harbors	C	-1.86	0.00	CMI	Cummins	A	2.58	0.00
2010-04-01	CHK	Chesapeake Energy	C	-1.86	1.50	FTI	Fmc Technologies	A	2.54	1.50
2010-04-01	MS	Morgan Stanley	C	-1.86	0.40	FITB	Fifth Third Bancorp	A	3.00	0.40
2010-04-01	BTOW3	B2w - Companhia Digital	C	-1.89	0.10	HIG	The Hartford Financial Services	A	3.00	0.10
2010-04-01	NCM	Newcrest Mining	C	-1.86	1.00	GNW	Genworth Financial	A	3.00	1.00
2010-04-01	CHRW	C.h.robinson Worldwide	C	-1.85	0.10	MWV	MeadWestvaco	A	2.56	0.10
2010-04-01	SWN	Southwestern Energy	C	-1.87	0.50	CAM	Cameron International Corp.	A	2.44	0.50
2010-04-01	VMC	Vulcan Materials Co	C	-1.87	0.20	ROK	Rockwell Automation	A	2.53	0.20
2010-04-01	G	Goldcorp	C	-1.86	1.60	SCN	Prologis	A	2.98	1.60
2010-04-01	NBR	Nabors Industries	C	-1.88	0.10	BJS	BJ Services Co	A	2.42	0.10
2010-04-01	QCOM	Qualcomm	D	-2.86	0.70	AMD	Advanced Micro Devices	A	2.87	0.70
2010-04-01	CNX	Consol Energy	C	-1.87	0.40	CLF	Cliffs Natural Resources	A	3.00	0.40
2010-04-01	ABX	Barrick Gold	C	-1.87	0.20	PCLN	The Priceline	A	2.91	0.20
2010-04-01	MTU	Mitsubishi Ufj Financial Adr	D	-2.87	0.00	LNC	Lincoln National	A	3.00	0.00
2010-04-01	GOLD	Randgold Resources Adr	C	-1.85	1.10	MEE	Massey Energy Corp	A	2.89	1.10
2010-04-01	2628	China Life Insurance	C	-1.85	1.50	PRU	Prudential Financial	A	2.90	1.50
2010-04-01	HRI	Herc	C	-1.86	0.10	WYN	Wyndham Worldwide	A	3.00	0.10
2010-04-01	RRC	Range Resources	C	-1.85	0.40	WMB	Williams Companies	A	2.40	0.40
2010-04-01	CYMI	Cymer	C	-1.84	0.10	WDC	Western Digital	A	2.65	0.10
2010-04-01	OGZD	Gazprom Adr	C	-1.83	0.20	JWN	Nordstrom	A	2.89	0.20
2010-04-01	CADX	Cadence Pharmaceuticals	C	-1.88	0.00	THC	Tenet Healthcare	A	3.00	0.00
2010-04-01	658	China High Speed Transmission Equipment	C	-1.86	0.10	HBAN	Huntington Bancshares	A	2.88	0.10
2010-05-03	APD	Air Products & Chemicals	C	-1.85	0.50	IP	International Paper	A	3.00	0.50
2010-05-03	TSM	Taiwan Semiconductor Manufacturing Adr	C	-1.85	0.30	JDSU	JDS Uniphase Corporation	A	3.00	0.30
2010-05-03	CYOU	Changyou.com Adr	D	-2.85	0.10	F	Ford Motor	A	3.00	0.10
2010-05-03	8604	Nomura	D	-2.86	0.20	FITB	Fifth Third Bancorp	A	3.00	0.20
2010-05-03	CHK	Chesapeake Energy	C	-1.86	1.50	PXD	Pioneer Natural Resources	A	2.91	1.50

Date	Ticker	Name	R	SM	W (%)	Ticker	Name	R	SM	W (%)
2010-05-03	BTOW3	B2w - Companhia Digital	C	-1.89	0.10	HBAN	Huntington Bancshares	A	3.00	0.10
2010-05-03	NCM	Newcrest Mining	C	-1.86	0.90	LNC	Lincoln National	A	3.00	0.90
2010-05-03	EPC	Edgewell Personal Care	C	-1.84	0.60	WHR	Whirlpool	A	2.96	0.60
2010-05-03	SWN	Southwestern Energy	C	-1.87	0.50	FTI	Fmc Technologies	A	2.56	0.50
2010-05-03	NBR	Nabors Industries	C	-1.87	0.10	WMB	Williams Companies	A	2.41	0.10
2010-05-03	CNX	Consol Energy	C	-1.87	0.40	CLF	Cliffs Natural Resources	A	2.82	0.40
2010-05-03	GOLD	Randgold Resources Adr	C	-1.84	1.10	TIE	Titanium Metals	A	2.63	1.10
2010-05-03	MWW	Monster Worldwide	C	-1.84	0.60	JBL	Jabil Circuit	A	2.82	0.60
2010-05-03	2628	China Life Insurance	C	-1.86	1.40	HIG	The Hartford Financial Services	A	3.00	1.40
2010-05-03	RRC	Range Resources	C	-1.84	0.40	CAM	Cameron International Corp.	A	2.41	0.40
2010-05-03	285	Byd Electronic	C	-1.89	0.10	GNW	Genworth Financial	A	3.00	0.10
2010-05-03	OGZD	Gazprom Adr	C	-1.84	0.20	WYN	Wyndham Worldwide	A	3.00	0.20
2010-05-03	MHS	Medco Health Solutions	C	-1.85	2.50	THC	Tenet Healthcare	A	3.00	2.50
2010-05-03	PXP	Plains Exploration & Production	C	-1.86	0.70	NBL	Noble Energy	A	2.39	0.70
2010-05-03	CADX	Cadence Pharmaceuticals	D	-2.87	0.00	ISRG	Intuitive Surgical	A	2.73	0.00
2010-05-03	532832	Indiabulls Real Estate	D	-2.90	0.10	SCN	Prologis	A	3.00	0.10
2010-05-03	2038	Fih Mobile	C	-1.90	0.00	WYNN	Wynn Resorts	A	2.99	0.00
2010-05-03	658	China High Speed Transmission Equipment	C	-1.84	0.10	HOT	Strw Htl Res Wrlwd	A	2.98	0.10
2010-05-03	GOOGL	Alphabet	C	-1.86	1.30	AMD	Advanced Micro Devices	A	2.86	1.30
2010-06-01	AMT	American Tower	C	-1.85	0.80	FITB	Fifth Third Bancorp	A	3.00	0.80
2010-06-01	APD	Air Products & Chemicals	C	-1.87	0.50	IP	International Paper	A	2.91	0.50
2010-06-01	SPLS	Staples	C	-1.86	4.00	WYN	Wyndham Worldwide	A	3.00	4.00
2010-06-01	TSM	Taiwan Semiconductor Manufacturing Adr	C	-1.86	0.30	JDSU	JDS Uniphase Corporation	A	2.81	0.30
2010-06-01	CMC	Commercial Metals	D	-2.86	0.10	TIE	Titanium Metals	A	2.69	0.10
2010-06-01	CYOU	Changyou.com Adr	D	-2.87	0.00	F	Ford Motor	A	3.00	0.00
2010-06-01	8604	Nomura	D	-2.88	0.20	HBAN	Huntington Bancshares	A	2.97	0.20
2010-06-01	CHK	Chesapeake Energy	C	-1.88	1.50	PXD	Pioneer Natural Resources	A	2.85	1.50
2010-06-01	BTOW3	B2w - Companhia Digital	D	-2.91	0.10	WYNN	Wynn Resorts	A	2.88	0.10
2010-06-01	NCM	Newcrest Mining	C	-1.86	1.00	LNC	Lincoln National	A	2.85	1.00
2010-06-01	EPC	Edgewell Personal Care	C	-1.85	0.60	WHR	Whirlpool	A	2.85	0.60
2010-06-01	SWN	Southwestern Energy	D	-2.88	0.50	FTI	Fmc Technologies	A	2.40	0.50
2010-06-01	UTHR	United Therapeutics	C	-1.86	0.30	THC	Tenet Healthcare	A	2.87	0.30
2010-06-01	NBR	Nabors Industries	C	-1.88	0.10	WMB	Williams Companies	A	2.32	0.10
2010-06-01	CNX	Consol Energy	C	-1.90	0.30	ATI	Allegheny Technologies	A	2.56	0.30
2010-06-01	9984	Softbank	C	-1.85	0.40	JWN	Nordstrom	A	2.84	0.40
2010-06-01	MWW	Monster Worldwide	C	-1.88	0.50	JBL	Jabil Circuit	A	2.68	0.50
2010-06-01	ENH	Endurance Specialty	C	-1.85	0.10	HIG	The Hartford Financial Services	A	3.00	0.10
2010-06-01		Berkshire Hathaway B	C	-1.86	0.30	GNW	Genworth Financial	A	3.00	0.30

Date	Ticker	Name	R	SM	W (%)	Ticker	Name	R	SM	W (%)
2010-06-01	2628	China Life Insurance	C	-1.86	1.50	PRU	Prudential Financial	A	2.84	1.50
2010-06-01	RRC	Range Resources	C	-1.86	0.40	CAM	Cameron International Corp.	A	2.32	0.40
2010-06-01	IM	Ingram Micro	C	-1.85	0.30	AMD	Advanced Micro Devices	A	2.75	0.30
2010-06-01	LVLT	Level 3 Communications	C	-1.88	0.00	QWST	Qwest Communications	A	2.40	0.00
2010-06-01	285	Byd Electronic	C	-1.90	0.10	COF	Capital One Financial	A	2.81	0.10
2010-06-01	CACI	Caci International	C	-1.85	0.10	CRM	Salesforce.com	A	2.64	0.10
2010-06-01	MHS	Medco Health Solutions	C	-1.86	2.80	MYL	Mylan N.V.	A	2.55	2.80
2010-06-01	PXP	Plains Exploration & Production	C	-1.91	0.50	NBL	Noble Energy	A	2.28	0.50
2010-06-01	CADX	Cadence Pharmaceuticals	D	-2.90	0.00	MIL	Millipore	A	2.40	0.00
2010-06-01	532832	Indiabulls Real Estate	D	-2.91	0.10	WFM	Whole Foods Market	A	2.80	0.10
2010-06-01	2038	Fih Mobile	C	-1.91	0.00	HOT	Strw Htl Res Wrlwd	A	2.79	0.00
2010-06-01	GOOGL	Alphabet	C	-1.87	1.30	NTAP	Netapp	A	2.60	1.30
2010-07-01	RAH	Ralcorp Holdings	C	-1.87	0.00	F	Ford Motor	A	3.00	0.00
2010-07-01	AMGN	Amgen	D	-2.86	0.50	THC	Tenet Healthcare	A	2.80	0.50
2010-07-01	PMCS	PMC-Sierra	D	-2.87	0.10	JDSU	JDS Uniphase Corporation	A	2.73	0.10
2010-07-01	AMR	AMR Corp	C	-1.89	0.20	WYN	Wyndham Worldwide	A	3.00	0.20
2010-07-01	APD	Air Products & Chemicals	C	-1.87	0.10	IP	International Paper	A	2.93	0.10
2010-07-01	SPLS	Staples	C	-1.88	3.70	WYNN	Wynn Resorts	A	2.82	3.70
2010-07-01	BEN	Franklin Resources	C	-1.88	0.90	FITB	Fifth Third Bancorp	A	3.00	0.90
2010-07-01	TSM	Taiwan Semiconductor Manufacturing Adr	D	-2.86	0.30	CRM	Salesforce.com	A	2.66	0.30
2010-07-01	CMC	Commercial Metals	D	-2.87	0.10	TIE	Titanium Metals	A	2.71	0.10
2010-07-01	CTL	Centurylink	C	-1.85	0.20	QWST	Qwest Communications	A	2.40	0.20
2010-07-01	CYOU	Changyou.com Adr	D	-2.88	0.00	TSN	Tyson Foods	A	2.62	0.00
2010-07-01	CVS	Cvs Health	C	-1.87	0.50	WFM	Whole Foods Market	A	2.72	0.50
2010-07-01	8604	Nomura	D	-2.90	0.20	COF	Capital One Financial	A	2.79	0.20
2010-07-01	DRX	Elan Corporation	D	-2.90	0.10	LNC	Lincoln National	A	2.79	0.10
2010-07-01	RIG	Transocean	D	-2.91	0.20	PXD	Pioneer Natural Resources	A	2.81	0.20
2010-07-01	EFX	Equifax	C	-1.87	1.00	HIG	The Hartford Financial Services	A	3.00	1.00
2010-07-01	CHK	Chesapeake Energy	C	-1.88	1.50	FTI	Fmc Technologies	A	2.44	1.50
2010-07-01	NOK	Nokia Adr	D	-2.91	4.30	RHT	Red Hat	A	2.62	4.30
2010-07-01	BTOW3	B2w - Companhia Digital	D	-2.91	0.10	SCN	Prologis	A	2.75	0.10
2010-07-01	NTRS	Northern Trust	C	-1.86	0.10	GNW	Genworth Financial	A	3.00	0.10
2010-07-01	PLL	Pall Corp	C	-1.86	0.20	CMI	Cummins	A	2.61	0.20
2010-07-01	PPL	Ppl	D	-2.87	0.20	OKE	Oneok	A	2.39	0.20
2010-07-01	JBLU	Jetblue Airways	C	-1.86	0.20	JWN	Nordstrom	A	2.70	0.20
2010-07-01	EPC	Edgewell Personal Care	D	-2.87	0.60	NWL	Newell Brands	A	2.53	0.60
2010-07-01	UTHR	United Therapeutics	C	-1.87	0.40	HSP	Hospira	A	2.45	0.40
2010-07-01	JNPR	Juniper Networks	C	-1.88	1.50	NTAP	Netapp	A	2.61	1.50
2010-07-01	NBR	Nabors Industries	C	-1.89	0.00	CAM	Cameron International Corp.	A	2.32	0.00
2010-07-01	TEVA	Teva Pharmaceutical Industries Adr	C	-1.86	1.20	MIL	Millipore	A	2.40	1.20

Date	Ticker	Name	R	SM	W (%)	Ticker	Name	R	SM	W (%)
2010-07-01	ETR	Entergy	D	-2.86	0.50	TEG	Integrys Energy	A	2.36	0.50
2010-07-01	SRE	Sempra Energy	D	-2.86	0.10	DTE	Dte Energy	A	2.32	0.10
2010-07-01	EBAY	Ebay	C	-1.88	0.30	CBS	Cbs	A	2.69	0.30
2010-07-01	LUFK	Lufkin Industries	C	-1.86	0.20	HAL	Halliburton	A	2.31	0.20
2010-07-01	MU	Micron Technology	C	-1.88	0.40	WDC	Western Digital	A	2.52	0.40
2010-07-01	CNX	Consol Energy	C	-1.90	0.30	EMN	Eastman Chemical	A	2.49	0.30
2010-07-01	OI	Owens Illinois Rg	D	-2.89	0.10	RRD	R.r.donnelley&sons	A	2.49	0.10
2010-07-01	SBUX	Starbucks	C	-1.85	1.30	DISCA	Discovery Communications	A	2.59	1.30
2010-07-01	ATVI	Activision Blizzard	D	-2.87	0.10	HAR	Harman Ind Inc	A	2.53	0.10
2010-07-01	MRX	Medicis Pharm	C	-1.87	0.20	ESRX	Express Scripts Holding	A	2.35	0.20
2010-07-01	BMRN	Biomarin Pharmaceutical	C	-1.88	0.30	VAR	Varian Medical Systems	A	2.31	0.30
2010-07-01	MTU	Mitsubishi Ufj Financial Adr	D	-2.86	0.00	HBAN	Huntington Bancshares	A	2.89	0.00
2010-07-01	CLDA	Clinical Data In	C	-1.91	0.10	WAT	Waters	A	2.30	0.10
2010-07-01	MWW	Monster Worldwide	C	-1.90	0.50	MWV	MeadWestvaco	A	2.47	0.50
2010-07-01		Berkshire Hathaway B	C	-1.84	0.30	PRU	Prudential Financial	A	2.80	0.30
2010-07-01	WFR	SunEdison	D	-2.90	0.50	TDC	Teradata	A	2.44	0.50
2010-07-01	2628	China Life Insurance	C	-1.86	1.60	HST	Host Hotels & Resorts	A	2.66	1.60
2010-07-01	STRA	Strayer Education	C	-1.87	0.10	KMX	Carmax	A	2.54	0.10
2010-07-01	IM	Ingram Micro	C	-1.86	0.30	CERN	Cerner	A	2.39	0.30
2010-07-01	1109	China Resources Land	D	-2.88	0.10	PFG	Principal Financial	A	2.66	0.10
2010-07-01	LVLT	Level 3 Communications	D	-2.91	0.00	PCS	T-Mobile US Inc.	A	2.25	0.00
2010-07-01	BKD	Brookdale Senior Living	C	-1.89	0.80	PDCO	Patterson Companies Apartment	A	2.29	0.80
2010-07-01	285	Byd Electronic	C	-1.91	0.10	AIV	Investment & Management	A	2.65	0.10
2010-07-01	CACI	Caci International	C	-1.87	0.10	LXK	Lexmark Intl	A	2.38	0.10
2010-07-01	MHS	Medco Health Solutions	C	-1.86	2.90	ZBH	Zimmer Biomet	A	2.28	2.90
2010-07-01	PXP	Plains Exploration & Production	C	-1.90	0.30	NBL	Noble Energy	A	2.31	0.30
2010-07-01	CADX	Cadence Pharmaceuticals	D	-2.91	0.00	HUM	Humana	A	2.27	0.00
2010-07-01	ANR	Alpha Natural Resources	C	-1.90	0.20	ATI	Allegheny Technologies	A	2.49	0.20
2010-07-01	532832	Indiabulls Real Estate	D	-2.91	0.10	AFL	Aflac	A	2.63	0.10
2010-07-01	2038	Fih Mobile	C	-1.92	0.00	STI	Suntrust Banks	A	2.57	0.00
2010-07-01	HIMX	Himax Technologies Adr	C	-1.88	0.10	BRCM	Broadcom Corp	A	2.35	0.10
2010-07-01	DAL	Delta Air Lines	C	-1.87	1.00	FD	Macy's	A	2.54	1.00
2010-07-01	GOOGL	Alphabet	C	-1.88	1.30	EMC	EMC Corp	A	2.34	1.30
2010-08-02	DRI	Darden Restaurants	C	-1.86	0.10	WYNN	Wynn Resorts	A	2.97	0.10
2010-08-02	AMAT	Applied Materials	D	-2.87	4.30	SNDK	Sandisk Corp	A	3.00	4.30
2010-08-02	AMGN	Amgen	D	-2.85	0.50	HSP	Hospira	A	2.41	0.50
2010-08-02	PMCS	PMC-Sierra	D	-2.86	0.10	CRM	Salesforce.com	A	2.77	0.10
2010-08-02	ESC	Emeritus	D	-2.87	0.10	ESRX	Express Scripts Holding	A	2.35	0.10
2010-08-02	AMR	AMR Corp	C	-1.88	0.20	WFM	Whole Foods Market	A	2.79	0.20
2010-08-02	APC	Anadarko Petroleum	D	-2.88	0.10	FTI	Fmc Technologies	A	2.53	0.10
2010-08-02	APD	Air Products & Chemicals	D	-2.85	0.10	TIE	Titanium Metals	A	2.92	0.10
2010-08-02	SPLS	Staples	D	-2.87	3.90	DISCA	Discovery Communications	A	2.64	3.90
2010-08-02	AXP	American Express	C	-1.84	0.40	HBAN	Huntington Bancshares	A	3.00	0.40
2010-08-02	BAC	Bank Of America	D	-2.88	0.70	HIG	The Hartford Financial Services	A	3.00	0.70
2010-08-02	BC	Brunswick	C	-1.87	0.30	TSN	Tyson Foods	A	2.67	0.30
2010-08-02	BEN	Franklin Resources	C	-1.86	1.00	SCN	Prologis	A	2.83	1.00

Date	Ticker	Name	R	SM	W (%)	Ticker	Name	R	SM	W (%)
2010-08-02	TSM	Taiwan Semiconductor Manufacturing Adr	D	-2.84	0.30	NTAP	Netapp	A	2.71	0.30
2010-08-02	BZH	Beazer Homes Usa	D	-2.89	0.00	HAR	Harman Ind Inc	A	2.57	0.00
2010-08-02	CMC	Commercial Metals	D	-2.85	0.10	DD	E.i. Du Pont De Nemours	A	2.43	0.10
2010-08-02	HLS	Healthsouth	C	-1.85	0.10	VAR	Varian Medical Systems	A	2.33	0.10
2010-08-02	CTL	Centurylink	C	-1.84	0.20	QWST	Qwest Communications	A	2.43	0.20
2010-08-02	CYOU	Changyou.com Adr	D	-2.86	0.10	DPS	Dr Pepper Snapple	A	2.53	0.10
2010-08-02	CVS	Cvs Health	D	-2.86	0.30	KMX	Carmax	A	2.58	0.30
2010-08-02	8604	Nomura	D	-2.90	0.20	TEG	Integrays Energy	A	2.40	0.20
2010-08-02	DRX	Elan Corporation	D	-2.90	0.10	NI	Nisource	A	2.35	0.10
2010-08-02	MLM	Martin Marietta Materials	C	-1.85	0.40	CMI	Cummins	A	2.76	0.40
2010-08-02	DHR	Danaher	C	-1.85	1.10	CAT	Caterpillar	A	2.53	1.10
2010-08-02	RIG	Transocean	D	-2.91	0.20	CAM	Cameron International Corp.	A	2.41	0.20
2010-08-02	CME	Cme	C	-1.86	0.30	AFL	Aflac	A	2.74	0.30
2010-08-02	EFX	Equifax	C	-1.85	1.10	HST	Host Hotels & Resorts	A	2.73	1.10
2010-08-02	AYI	Acuity Brands	C	-1.85	0.20	MWV	MeadWestvaco	A	2.51	0.20
2010-08-02	FMC	Fmc	C	-1.84	0.40	BTU	Peabody Energy Corp	A	2.32	0.40
2010-08-02	EXP	Eagle Materials	C	-1.87	0.50	PTV	Pactiv Corp	A	2.47	0.50
2010-08-02	GLW	Corning	C	-1.85	3.80	RHT	Red Hat	A	2.69	3.80
2010-08-02	CHK	Chesapeake Energy	D	-2.88	1.50	HAL	Halliburton	A	2.38	1.50
2010-08-02	7974	Nintendo	C	-1.88	0.50	PSA	Public Storage	A	2.35	0.50
2010-08-02	KBH	Kb Home	D	-2.90	0.20	MJN	Mead Johnson Nutrition	A	2.34	0.20
2010-08-02	LEN	Lennar	C	-1.88	1.00	HAS	Hasbro	A	2.34	1.00
2010-08-02	9303	Sumitomo Warehouse	C	-1.85	0.00	L	Loews	A	2.35	0.00
2010-08-02	LPX	Louisiana-pacific	C	-1.90	0.10	GR	Goodrich	A	2.46	0.10
2010-08-02	NOK	Nokia Adr	D	-2.90	4.80	TDC	Teradata	A	2.48	4.80
2010-08-02	LUV	Southwest Airlines	C	-1.85	0.20	MAR	Marriott International	A	2.48	0.20
2010-08-02	HSIC	Henry Schein	C	-1.86	0.50	HUM	Humana	A	2.30	0.50
2010-08-02	MAS	Masco	D	-2.90	0.30	DE	Deere	A	2.45	0.30
2010-08-02	MDC	Mdc	D	-2.88	0.30	RAI	Reynolds American	A	2.30	0.30
2010-08-02	BTOW3	B2w - Companhia Digital	D	-2.90	0.10	PGR	Progressive	A	2.34	0.10
2010-08-02	NTRS	Northern Trust	D	-2.85	0.10	STI	Suntrust Banks	A	2.66	0.10
2010-08-02	OXY	Occidental Petroleum	C	-1.85	1.90	NBL	Noble Energy	A	2.35	1.90
2010-08-02	PHM	Pultegroup	D	-2.89	0.80	BF.B	Brown-forman	A	2.29	0.80
2010-08-02	PLL	Pall Corp	C	-1.84	0.20	FLS	Flowserve	A	2.45	0.20
2010-08-02	PPL	Ppl	D	-2.86	0.30	OKE	Oneok	A	2.44	0.30
2010-08-02	JBLU	Jetblue Airways	C	-1.84	0.30	BIG	Big Lots	A	2.45	0.30
2010-08-02	PVH	Pvh	C	-1.87	0.10	GPC	Genuine Parts	A	2.29	0.10
2010-08-02	RL	Ralph Lauren	C	-1.86	0.40	SJM	Jm Smucker	A	2.29	0.40
2010-08-02	RHI	Robert Half International	D	-2.87	0.60	CSX	Csx	A	2.43	0.60
2010-08-02	RYL	Ryland Gp	D	-2.89	0.10	HRL	Hormel Foods	A	2.29	0.10
2010-08-02	SCHW	Charles Schwab	D	-2.87	0.70	AMP	Ameriprise Financial	A	2.59	0.70
2010-08-02	SIVB	Svb Financial	C	-1.86	0.40	DFS	Discover Financial Services	A	2.54	0.40
2010-08-02	TER	Teradyne	C	-1.86	0.20	LXK	Lexmark Intl	A	2.44	0.20
2010-08-02	UTHR	United Therapeutics	C	-1.86	0.30	ZBH	Zimmer Biomet	A	2.28	0.30
2010-08-02	TOL	Toll Brothers	D	-2.87	1.10	MO	Altria	A	2.26	1.10
2010-08-02	TXT	Textron	C	-1.86	0.10	FDX	Fedex	A	2.41	0.10
2010-08-02	USG	Usg	C	-1.92	0.10	BA	Boeing	A	2.40	0.10
2010-08-02	VMC	Vulcan Materials Co	D	-2.87	0.30	UNP	Union Pacific	A	2.38	0.30
2010-08-02	WY	Weyerhaeuser	D	-2.95	0.10	CMA	Comerica	A	2.53	0.10
2010-08-02	JNPR	Juniper Networks	C	-1.85	1.70	BRCM	Broadcom Corp	A	2.39	1.70
2010-08-02	G	Goldcorp	C	-1.86	1.90	TE	Teco Energy	A	2.33	1.90

Date	Ticker	Name	R	SM	W (%)	Ticker	Name	R	SM	W (%)
2010-08-02	EOG	Eog Resources	C	-1.85	0.40	WMB	Williams Companies	A	2.34	0.40
2010-08-02	CBG	Cbre Teva	C	-1.84	0.30	TMK	Torchmark	A	2.53	0.30
2010-08-02	TEVA	Pharmaceutical Industries Adr	C	-1.87	0.60	MDT	Medtronic	A	2.26	0.60
2010-08-02	EBAY	Ebay	D	-2.87	0.30	TWC	Time Warner Cable Inc.	A	2.44	0.30
2010-08-02	LUFK	Lufkin Industries	C	-1.84	0.20	EP	El Paso Corporation	A	2.33	0.20
2010-08-02	NKE	Nike	C	-1.84	0.60	KO	Coca-cola	A	2.25	0.60
2010-08-02	MU	Micron Technology	C	-1.89	0.40	EMC	EMC Corp	A	2.38	0.40
2010-08-02	PX	Praxair	C	-1.83	0.40	ARG	Airgas Inc	A	2.26	0.40
2010-08-02	LIFE	Life Technologies	C	-1.87	0.10	GENZ	Genzyme General	A	2.24	0.10
2010-08-02	CNX	Consol Energy	D	-2.89	0.40	AVY	Avery Dennison	A	2.25	0.40
2010-08-02	OI	Owens Illinois Rg	D	-2.88	0.10	BLL	Ball	A	2.35	0.10
2010-08-02	MRX	Medicis Pharm	C	-1.84	0.20	DVA	Davita	A	2.23	0.20
2010-08-02	BMRN	Biomarin Pharmaceutical	C	-1.85	0.30	BIIB	Biogen	A	2.21	0.30
2010-08-02	MTU	Mitsubishi Ufj Financial Adr	D	-2.85	0.00	MTB	M&t Bank	A	2.49	0.00
2010-08-02	JOE	The St. Joe	D	-2.88	0.20	VTR	Ventas	A	2.48	0.20
2010-08-02	CLDA	Clinical Data In	D	-2.89	0.10	AET	Aetna	A	2.19	0.10
2010-08-02	MWW	Monster Worldwide	D	-2.88	0.60		Minnesota Mng.& Mfg	A	2.35	0.60
2010-08-02	DHI	D.r. Horton	D	-2.87	0.80	GIS	General Mills	A	2.24	0.80
2010-08-02	GVA	Granite Construction	D	-2.89	0.10	EMR	Emerson Electric	A	2.34	0.10
2010-08-02	WFR	SunEdison	D	-2.91	0.40	XLNX	Xilinx	A	2.32	0.40
2010-08-02	ATNI	Atn International	D	-2.87	0.10	PCS	T-Mobile US Inc.	A	2.27	0.10
2010-08-02	DNR	Denbury Resources	C	-1.86	0.70	BHI	Baker Hughes	A	2.32	0.70
2010-08-02	2628	China Life Insurance	C	-1.86	1.60	DTE	Dte Energy	A	2.33	1.60
2010-08-02	STRA	Strayer Education	C	-1.85	0.10	SHLD	Sears	A	2.39	0.10
2010-08-02	IM	Ingram Micro	D	-2.85	0.30	INTU	Intuit	A	2.32	0.30
2010-08-02	LVLT	Level 3 Communications	D	-2.89	0.00	FTR	Frontier Communications	A	2.18	0.00
2010-08-02	AS-CMA	Ascent Capital	C	-1.84	0.00	ABC	Amerisourcebergen	A	2.37	0.00
2010-08-02	BKD	Brookdale Senior Living	C	-1.89	0.70	AGN	Allergan	A	2.19	0.70
2010-08-02	285	Byd Electronic	C	-1.91	0.10	ROST	Ross Stores	A	2.31	0.10
2010-08-02	PLX	Protalix Biotherapeutics	D	-2.91	0.00	CCE	Coca-Cola Enterprises	A	2.62	0.00
2010-08-02	ESSX	Essex Rent	C	-1.87	0.00	QLGC	QLogic Corp	A	2.30	0.00
2010-08-02	MHS	Medco Health Solutions	C	-1.88	2.40	EQR	Equity Residential	A	2.47	2.40
2010-08-02	PXP	Plains Exploration & Production	D	-2.89	0.40	SE	Spectra Energy	A	2.31	0.40
2010-08-02	CADX	Cadence Pharmaceuticals	D	-2.90	0.00	AVB	Avalonbay Communities	A	2.44	0.00
2010-08-02	ILD	Iliad	D	-2.87	0.10	KEY	Keycorp	A	2.31	0.10
2010-08-02	ANR	Alpha Natural Resources	C	-1.88	0.20	SIAL	Sigma Aldrich	A	2.21	0.20
2010-08-02	ENS	Energys	C	-1.85	0.10	GD	General Dynamics	A	2.29	0.10
2010-08-02	CNK	Cinemark	C	-1.87	0.00	DIS	Walt Disney	A	2.37	0.00
2010-08-02	532832	Indiabulls Real Estate	D	-2.91	0.10	CMS	Cms Energy	A	2.31	0.10
2010-08-02	2038	Fih Mobile	C	-1.91	0.00	AZO	Autozone	A	2.30	0.00
2010-08-02	HIMX	Himax Technologies Adr	C	-1.87	0.10	HPQ	Hewlett-Packard	A	2.31	0.10
2010-08-02	DAL	Delta Air Lines	C	-1.86	1.00	YUM	Yum Brands	A	2.31	1.00
2010-08-02	G	Genpact	C	-1.86	0.10	FAST	Fastenal	A	2.26	0.10
2010-08-02	GOOGL	Alphabet	C	-1.87	1.40	MCHP	Microchip Technology	A	2.31	1.40
2010-09-01	CBL	Cbl & Associates Properties	C	-1.87	0.30	HBAN	Huntington Bancshares	A	2.89	0.30
2010-09-01	DRI	Darden Restaurants	C	-1.85	0.10	WYNN	Wynn Resorts	A	2.89	0.10
2010-09-01	AMAT	Applied Materials	D	-2.88	3.70	CRM	Salesforce.com	A	2.88	3.70
2010-09-01	AMGN	Amgen	D	-2.86	0.50	HSP	Hospira	A	2.41	0.50
2010-09-01	PMCS	PMC-Sierra	D	-2.88	0.10	RHT	Red Hat	A	2.75	0.10
2010-09-01	ESC	Emeritus	D	-2.88	0.10	ESRX	Express Scripts Holding	A	2.33	0.10
2010-09-01	AMR	AMR Corp	C	-1.90	0.20	WFM	Whole Foods Market	A	2.72	0.20

Date	Ticker	Name	R	SM	W (%)	Ticker	Name	R	SM	W (%)
2010-09-01	APA	Apache	D	-2.86	0.20	FTI	Fmc Technologies	A	2.53	0.20
2010-09-01	APC	Anadarko Petroleum	D	-2.89	0.10	HAL	Halliburton	A	2.37	0.10
2010-09-01	MYRG	Myr	D	-2.86	0.10	CMI	Cummins	A	2.75	0.10
2010-09-01	SPLS	Staples	D	-2.88	3.60	DISCA	Discovery Communications	A	2.63	3.60
2010-09-01	AXP	American Express	C	-1.86	0.40	AFL	Aflac	A	2.72	0.40
2010-09-01	BAC	Bank Of America	D	-2.89	0.70	HST	Host Hotels & Resorts	A	2.67	0.70
2010-09-01	BC	Brunswick	C	-1.90	0.20	TSN	Tyson Foods	A	2.63	0.20
2010-09-01	BEN	Franklin Resources	D	-2.86	1.10	AMP	Ameriprise Financial	A	2.62	1.10
2010-09-01	TSM	Taiwan Semiconductor Manufacturing Adr	D	-2.85	0.30	NTAP	Netapp	A	2.67	0.30
2010-09-01	BZH	Beazer Homes Usa	D	-2.91	0.00	DPS	Dr Pepper Snapple	A	2.53	0.00
2010-09-01	CMC	Commercial Metals	D	-2.86	0.10	TIE	Titanium Metals	A	2.77	0.10
2010-09-01	HLS	Healthsouth	C	-1.87	0.10	VAR	Varian Medical Systems	A	2.33	0.10
2010-09-01	CYOU	Changyou.com Adr	D	-2.87	0.10	MJN	Mead Johnson Nutrition	A	2.34	0.10
2010-09-01	CVS	Cvs Health	D	-2.88	0.30	KMX	Carmax	A	2.56	0.30
2010-09-01	8604	Nomura	D	-2.90	0.20	NI	Nisource	A	2.38	0.20
2010-09-01	DRX	Elan Corporation	D	-2.90	0.10	DTE	Dte Energy	A	2.34	0.10
2010-09-01	MLM	Martin Marietta Materials	C	-1.87	0.40	CAT	Caterpillar	A	2.51	0.40
2010-09-01	DHR	Danaher	C	-1.86	1.10	PTV	Pactiv Corp	A	2.50	1.10
2010-09-01	RIG	Transocean	D	-2.90	0.20	WMB	Williams Companies	A	2.32	0.20
2010-09-01	CME	Cme	D	-2.88	0.50	STI	Suntrust Banks	A	2.59	0.50
2010-09-01	MPEL	Melco Crown Sp Adr	D	-2.88	0.00	CCE	Coca-Cola Enterprises	A	2.63	0.00
2010-09-01	EFX	Equifax	C	-1.86	1.10	DFS	Discover Financial Services	A	2.52	1.10
2010-09-01	AYI	Acuity Brands	C	-1.86	0.20	GR	Goodrich	A	2.45	0.20
2010-09-01	FMC	Fmc	C	-1.84	0.40	DD	E.i. Du Pont De Nemours	A	2.43	0.40
2010-09-01	EXP	Eagle Materials	C	-1.88	0.40	DE	Deere	A	2.45	0.40
2010-09-01	GLW	Corning	C	-1.87	2.60	TDC	Teradata	A	2.49	2.60
2010-09-01	CHK	Chesapeake Energy	D	-2.88	1.60	EP	El Paso Corporation	A	2.31	1.60
2010-09-01	7974	Nintendo	C	-1.88	0.60	CMS	Cms Energy	A	2.34	0.60
2010-09-01	KBH	Kb Home	D	-2.90	0.20	HAS	Hasbro	A	2.33	0.20
2010-09-01	KLAC	Kla-tencor	D	-2.85	0.30	LXK	Lexmark Intl	A	2.42	0.30
2010-09-01	LEN	Lennar	D	-2.89	0.90	SJM	Jm Smucker	A	2.29	0.90
2010-09-01	9303	Sumitomo Warehouse	C	-1.85	0.00	TE	Teco Energy	A	2.34	0.00
2010-09-01	LPX	Louisiana-pacific	C	-1.91	0.10	FDX	Fedex	A	2.40	0.10
2010-09-01	LRCX	Lam Research	C	-1.86	0.10	EMC	EMC Corp	A	2.36	0.10
2010-09-01	NOK	Nokia Adr	D	-2.91	3.50	INTU	Intuit	A	2.34	3.50
2010-09-01	LUV	Southwest Airlines	C	-1.86	0.20	MAR	Marriott International	A	2.45	0.20
2010-09-01	HSIC	Henry Schein	C	-1.85	0.50	HUM	Humana	A	2.30	0.50
2010-09-01	MAS	Masco	D	-2.90	0.30	UNP	Union Pacific	A	2.38	0.30
2010-09-01	MDC	Mdc	D	-2.88	0.30	HRL	Hormel Foods	A	2.29	0.30
2010-09-01	EVR	Evercore Partners	D	-2.89	0.00	TMK	Torchmark	A	2.50	0.00
2010-09-01	BTOW3	B2w - Companhia Digital	D	-2.91	0.10	FDO	Family Dollar Stores	A	2.28	0.10
2010-09-01	NTRS	Northern Trust	D	-2.86	0.10	CMA	Comerica	A	2.48	0.10
2010-09-01	NVLS	Novellus Systems	C	-1.86	0.20	BRCM	Broadcom Corp	A	2.33	0.20
2010-09-01	OXY	Occidental Petroleum	C	-1.86	1.90	SE	Spectra Energy	A	2.31	1.90
2010-09-01	PHM	Pultegroup	D	-2.90	0.80	RAI	Reynolds American	A	2.29	0.80
2010-09-01	PLL	Pall Corp	C	-1.86	0.20	BA	Boeing	A	2.35	0.20
2010-09-01	PNC	Pnc Financial Services	C	-1.87	0.40	MTB	M&t Bank	A	2.48	0.40
2010-09-01	JBLU	Jetblue Airways	C	-1.85	0.30	BIG	Big Lots	A	2.41	0.30
2010-09-01	PVH	Pvh	C	-1.88	0.10	GPC	Genuine Parts	A	2.29	0.10
2010-09-01	RL	Ralph Lauren	C	-1.86	0.50	BF.B	Brown-forman	A	2.26	0.50
2010-09-01	RHI	Robert Half International	D	-2.88	0.60	BLL	Ball	A	2.34	0.60
2010-09-01	RYL	Ryland Gp	D	-2.89	0.20	MO	Altria	A	2.26	0.20

Date	Ticker	Name	R	SM	W (%)	Ticker	Name	R	SM	W (%)
2010-09-01	SCHW	Charles Schwab	D	-2.89	0.70	EQR	Equity Residential	A	2.48	0.70
2010-09-01	SIVB	Svb Financial	D	-2.87	0.30	VTR	Ventas	A	2.47	0.30
2010-09-01	SLB	Schlumberger	D	-2.87	0.80	SUN	Sunoco	A	2.26	0.80
2010-09-01	SWN	Southwestern Energy	D	-2.88	0.50	BHI	Baker Hughes	A	2.25	0.50
2010-09-01	UTHR	United Therapeutics	C	-1.87	0.30	DVA	Davita	A	2.25	0.30
2010-09-01	4689	Yahoo Japan	C	-1.87	0.40	KEY	Keycorp	A	2.27	0.40
2010-09-01	TOL	Toll Brothers	D	-2.87	1.10	GIS	General Mills	A	2.25	1.10
2010-09-01	TXT	Textron	C	-1.88	0.00	EMR	Emerson Electric	A	2.33	0.00
2010-09-01	USG	Usg	D	-2.92	0.10	FAST	Fastenal	A	2.24	0.10
2010-09-01	VMC	Vulcan Materials Co	D	-2.89	0.30	EXPD	Expeditors International Of Washington	A	2.21	0.30
2010-09-01	WDC	Western Digital	D	-2.91	0.40	MCHP	Microchip Technology	A	2.28	0.40
2010-09-01	WFC	Wells Fargo	D	-2.88	0.50	AVB	Avalonbay Communities	A	2.45	0.50
2010-09-01	WY	Weyerhaeuser	D	-2.95	0.10	PSA	Public Storage	A	2.35	0.10
2010-09-01	JNPR	Juniper Networks	C	-1.86	1.80	XLNX	Xilinx	A	2.28	1.80
2010-09-01	EOG	Eog Resources	C	-1.87	0.30	CVX	Chevron	A	2.23	0.30
2010-09-01	TEVA	Pharmaceutical Industries Adr	C	-1.87	0.60	ZBH	Zimmer Biomet	A	2.25	0.60
2010-09-01	S	Sprint Nextel	C	-1.87	0.60	QWST	Qwest Communications	A	2.44	0.60
2010-09-01	CSCO	Cisco Systems	D	-2.88	1.10	ALTR	Altera Corp.	A	2.28	1.10
2010-09-01	LUFK	Lufkin Industries	C	-1.85	0.20	PXD	Pioneer Natural Resources	A	2.17	0.20
2010-09-01	NKE	Nike	C	-1.85	0.60	KO	Coca-cola	A	2.25	0.60
2010-09-01	MU	Micron Technology	C	-1.90	0.30	ORCL	Oracle	A	2.27	0.30
2010-09-01	LIFE	Life Technologies	D	-2.87	0.10	GENZ	Genzyme General	A	2.24	0.10
2010-09-01	CNX	Consol Energy	D	-2.90	0.30	BTU	Peabody Energy Corp	A	2.30	0.30
2010-09-01	OI	Owens Illinois Rg	D	-2.89	0.10	PCAR	Paccar	A	2.21	0.10
2010-09-01	SBUX	Starbucks	C	-1.85	1.20	TWC	Time Warner Cable Inc.	A	2.40	1.20
2010-09-01	BMRN	Biomarin Pharmaceutical	C	-1.86	0.30	BIIB	Biogen	A	2.20	0.30
2010-09-01	MTU	Mitsubishi Ufj Financial Adr	D	-2.85	0.00	PGR	Progressive	A	2.34	0.00
2010-09-01	JOE	The St. Joe	D	-2.89	0.20	L	Loews	A	2.33	0.20
2010-09-01	CLDA	Clinical Data In	D	-2.88	0.10	UNH	Unitedhealth	A	2.20	0.10
2010-09-01	MWW	Monster Worldwide	D	-2.90	0.50	ADP	Automatic Data Processing	A	2.20	0.50
2010-09-01	JPM	Jpmorgan Chase	D	-2.85	0.20	AIZ	Assurant	A	2.28	0.20
2010-09-01	DHI	D.r. Horton	D	-2.88	0.80	CPB	Campbell Soup	A	2.25	0.80
2010-09-01	ENH	Endurance Specialty	C	-1.85	0.10	V	Visa	A	2.28	0.10
2010-09-01	GVA	Granite Construction	D	-2.89	0.10	ETN	Eaton Corp PLC	A	2.20	0.10
2010-09-01	9427	eAccess	D	-2.87	0.10	AIG	American International	A	2.27	0.10
2010-09-01	WFR	SunEdison	D	-2.89	0.50	VRSN	Verisign	A	2.26	0.50
2010-09-01	ATNI	Atn International	D	-2.85	0.10	PCS	T-Mobile US Inc.	A	2.28	0.10
2010-09-01	DNR	Denbury Resources	C	-1.87	0.70	NBL	Noble Energy	B	1.18	0.70
2010-09-01	2628	China Life Insurance	D	-2.88	1.50	D	Dominion Resources	A	2.27	1.50
2010-09-01	LHCG	Lhc	D	-2.91	0.10	BMJ	Bristol-myers Squibb	A	2.18	0.10
2010-09-01	HUBG	Hub	C	-1.86	0.10	PCP	Precision Castparts	A	2.19	0.10
2010-09-01	STRA	Strayer Education	C	-1.91	0.10	DIS	Walt Disney	A	2.36	0.10
2010-09-01	LPKR	Lippo Karawaci	D	-2.87	0.20	PNW	Pinnacle West Capital	A	2.27	0.20
2010-09-01	IM	Ingram Micro	D	-2.86	0.30	NOVL	Novell	A	2.25	0.30
2010-09-01	CYMI	Cymer	D	-2.85	0.10	CTXS	Citrix Systems	A	2.24	0.10
2010-09-01	LVLT	Level 3 Communications	D	-2.90	0.00	VZ	Verizon Communications	A	2.20	0.00
2010-09-01	AS-CMA	Ascent Capital	C	-1.85	0.00	SHLD	Sears	A	2.34	0.00
2010-09-01	BKD	Brookdale Senior Living	D	-2.89	0.80	AGN	Allergan	A	2.18	0.80
2010-09-01	ESSX	Essex Rent	C	-1.90	0.00	GWW	Ww Grainger	A	2.19	0.00
2010-09-01	OC	Owens Corning	C	-1.88	0.20	BMS	Bemis	A	2.19	0.20

Date	Ticker	Name	R	SM	W (%)	Ticker	Name	R	SM	W (%)
2010-09-01	MHS	Medco Health Solutions	D	-2.89	2.60	LLY	Eli Lilly	A	2.18	2.60
2010-09-01	PXP	Plains Exploration & Production	D	-2.88	0.40	MUR	Murphy Oil	B	1.18	0.40
2010-09-01	CADX	Cadence Pharmaceuticals	D	-2.89	0.00	TEG	Integrays Energy	A	2.42	0.00
2010-09-01	ILD	Iliad	D	-2.86	0.10	SCG	Scana	A	2.25	0.10
2010-09-01	8316	Sumitomo Mitsui Financial	D	-2.87	0.90	DUK	Duke Energy	A	2.25	0.90
2010-09-01	BUCY	Bucyrus International	C	-1.86	0.10	ROP	Roper Technologies	A	2.18	0.10
2010-09-01	ANR	Alpha Natural Resources	C	-1.88	0.20	ARG	Airgas Inc	A	2.26	0.20
2010-09-01	ENS	Energys	C	-1.86	0.10	WM	Waste Management	A	2.17	0.10
2010-09-01	TPX	Tempur Sealy International	C	-1.87	0.10	CLX	Clorox	A	2.24	0.10
2010-09-01	CNK	Cinemark	C	-1.87	0.00	YUM	Yum Brands	A	2.32	0.00
2010-09-01	2038	Fih Mobile	D	-2.93	0.00	CLF	Cliffs Natural Resources	A	2.24	0.00
2010-09-01	HIMX	Himax Technologies Adr	D	-2.90	0.00	CPWR	Compuware Corp	A	2.24	0.00
2010-09-01	DAL	Delta Air Lines	C	-1.88	0.90	AZO	Autozone	A	2.31	0.90
2010-09-01	LULU	Lululemon Athletica	C	-1.88	0.10	PEP	Pepsico	A	2.24	0.10
2010-09-01	G	Genpact	C	-1.87	0.10	CTAS	Cintas	B	1.17	0.10
2010-09-01	GOOGL	Alphabet	D	-2.88	1.40	TLAB	Tellabs	A	2.22	1.40
2010-10-01	CBL	Cbl & Associates Properties	C	-1.86	0.30	HBAN	Huntington Bancshares	A	2.93	0.30
2010-10-01	AMAT	Applied Materials	D	-2.87	3.80	RHT	Red Hat	A	2.87	3.80
2010-10-01	PMCS	PMC-Sierra	D	-2.87	0.10	CRM	Salesforce.com	A	2.85	0.10
2010-10-01	ESC	Emeritus	D	-2.88	0.10	HSP	Hospira	A	2.44	0.10
2010-10-01	AMR	AMR Corp	D	-2.90	0.10	WYNN	Wynn Resorts	A	2.94	0.10
2010-10-01	SPLS	Staples	D	-2.87	3.80	WFM	Whole Foods Market	A	2.75	3.80
2010-10-01	BAC	Bank Of America	D	-2.89	0.70	AFL	Aflac	A	2.76	0.70
2010-10-01	BC	Brunswick	C	-1.89	0.20	TSN	Tyson Foods	A	2.62	0.20
2010-10-01	BZH	Beazer Homes Usa	D	-2.85	0.00	DPS	Dr Pepper Snapple	A	2.49	0.00
2010-10-01	CMC	Commercial Metals	D	-2.85	0.10	TIE	Titanium Metals	A	2.82	0.10
2010-10-01	HLS	Healthsouth	C	-1.85	0.10	ESRX	Express Scripts Holding	A	2.37	0.10
2010-10-01	CVS	Cvs Health	D	-2.86	0.30	KMX	Carmax	A	2.74	0.30
2010-10-01	8604	Nomura	D	-2.91	0.20	CCE	Coca-Cola Enterprises	A	2.68	0.20
2010-10-01	DRX	Elan Corporation	D	-2.89	0.10	TEG	Integrays Energy	A	2.44	0.10
2010-10-01	MLM	Martin Marietta Materials	D	-2.87	0.40	CMI	Cummins	A	2.86	0.40
2010-10-01	CME	Cme	D	-2.88	0.50	HST	Host Hotels & Resorts	A	2.72	0.50
2010-10-01	EFX	Equifax	C	-1.86	1.10	STI	Suntrust Banks	A	2.65	1.10
2010-10-01	AYI	Acuity Brands	C	-1.84	0.20	CAT	Caterpillar	A	2.59	0.20
2010-10-01	EXP	Eagle Materials	D	-2.88	0.40	PTV	Pactiv Corp	A	2.51	0.40
2010-10-01	500325	Reliance Industries	D	-2.84	0.30	TWC	Time Warner Cable Inc.	A	2.41	0.30
2010-10-01	CHK	Chesapeake Energy	D	-2.87	1.60	FTI	Fmc Technologies	A	2.57	1.60
2010-10-01	7974	Nintendo	C	-1.89	0.50	NI	Nisource	A	2.37	0.50
2010-10-01	KBH	Kb Home	D	-2.90	0.20	MJN	Mead Johnson Nutrition	A	2.36	0.20
2010-10-01	LEN	Lennar	D	-2.87	1.00	HAS	Hasbro	A	2.35	1.00
2010-10-01	9303	Sumitomo Warehouse	C	-1.85	0.00	DIS	Walt Disney	A	2.36	0.00
2010-10-01	LPX	Louisiana-pacific	C	-1.90	0.10	GR	Goodrich	A	2.47	0.10
2010-10-01	MAS	Masco	D	-2.90	0.30	DE	Deere	A	2.46	0.30
2010-10-01	MDC	Mdc	D	-2.88	0.30	RAI	Reynolds American	A	2.30	0.30
2010-10-01	EVR	Evercore Partners	D	-2.88	0.00	AMP	Ameriprise Financial	A	2.64	0.00
2010-10-01	BTOW3	B2w - Companhia Digital	D	-2.91	0.10	YUM	Yum Brands	A	2.35	0.10
2010-10-01	NTRS	Northern Trust	D	-2.85	0.10	DFS	Discover Financial Services	A	2.57	0.10
2010-10-01	NVLS	Novellus Systems	C	-1.85	0.20	NTAP	Netapp	A	2.78	0.20

Date	Ticker	Name	R	SM	W (%)	Ticker	Name	R	SM	W (%)
2010-10-01	PHM	Pultegroup	D	-2.89	0.80	HRL	Hormel Foods	A	2.30	0.80
2010-10-01	PNC	Pnc Financial Services	C	-1.87	0.40	TMK	Torchmark	A	2.52	0.40
2010-10-01	RTN	Raytheon	D	-2.88	0.20	FDX	Fedex	A	2.42	0.20
2010-10-01	RYL	Ryland Gp	D	-2.89	0.20	GPC	Genuine Parts	A	2.30	0.20
2010-10-01	SCHW	Charles Schwab	D	-2.88	0.60	EQR	Equity Residential	A	2.48	0.60
2010-10-01	SIVB	Svb Financial	D	-2.86	0.30	VTR	Ventas	A	2.47	0.30
2010-10-01	SWN	Southwestern Energy	D	-2.88	0.50	HAL	Halliburton	A	2.41	0.50
2010-10-01	4689	Yahoo Japan	C	-1.88	0.30	CMS	Cms Energy	A	2.34	0.30
2010-10-01	USG	Usg	D	-2.91	0.10	UNP	Union Pacific	A	2.40	0.10
2010-10-01	WDC	Western Digital	D	-2.90	0.40	TDC	Teradata	A	2.57	0.40
2010-10-01	WFC	Wells Fargo	D	-2.87	0.50	AVB	Avalonbay Communities	A	2.44	0.50
2010-10-01	WY	Weyerhaeuser	D	-2.95	0.30	L	Loews	A	2.35	0.30
2010-10-01	EOG	Eog Resources	C	-1.86	0.30	SE	Spectra Energy	A	2.33	0.30
2010-10-01	TEVA	Pharmaceutical Industries Adr	C	-1.86	0.60	VAR	Varian Medical Systems	A	2.37	0.60
2010-10-01	CSCO	Cisco Systems	D	-2.87	1.10	LXK	Lexmark Intl El Paso Corporation	A	2.52	1.10
2010-10-01	LUFK	Lufkin Industries	C	-1.84	0.20	EP	El Paso Corporation	A	2.32	0.20
2010-10-01	MU	Micron Technology	D	-2.89	0.30	EMC	EMC Corp	A	2.38	0.30
2010-10-01	LIFE	Life Technologies	D	-2.86	0.10	HUM	Humana	A	2.31	0.10
2010-10-01	CNX	Consol Energy	D	-2.89	0.40	DD	E.i. Du Pont De Nemours	A	2.46	0.40
2010-10-01	OI	Owens Illinois Rg	D	-2.88	0.10	BA	Boeing	A	2.38	0.10
2010-10-01	SBUX	Starbucks	C	-1.83	1.30	DISCA	Discovery Communications	A	2.70	1.30
2010-10-01	AMMD	American Medical System	C	-1.86	0.10	DVA	Davita	A	2.27	0.10
2010-10-01	JOE	The St. Joe	D	-2.89	0.20	PGR	Progressive	A	2.35	0.20
2010-10-01	MWW	Monster Worldwide	D	-2.89	0.60	BLL	Ball	A	2.35	0.60
2010-10-01	DHI	D.r. Horton	D	-2.88	0.80	SJM	Jm Smucker	A	2.29	0.80
2010-10-01	ENH	Endurance Specialty	C	-1.84	0.10	PSA	Public Storage	A	2.34	0.10
2010-10-01	GVA	Granite Construction	D	-2.89	0.10	FAST	Fastenal	A	2.28	0.10
2010-10-01	DNR	Denbury Resources	C	-1.86	0.70	SUN	Sunoco	A	2.28	0.70
2010-10-01	2628	China Life Insurance	D	-2.88	1.20	TE	Teco Energy	A	2.34	1.20
2010-10-01	LHCG	Lhc	D	-2.90	0.10	GENZ	Genzyme General Expeditors	A	2.25	0.10
2010-10-01	HUBG	Hub	C	-1.86	0.10	EXPD	International Of Washington	A	2.24	0.10
2010-10-01	STRA	Strayer Education	D	-2.89	0.10	MAR	Marriott International	A	2.49	0.10
2010-10-01	IM	Ingram Micro	D	-2.85	0.30	BRCM	Broadcom Corp	A	2.37	0.30
2010-10-01	QIA	Qiagen	D	-2.88	0.10	PCS	T-Mobile US Inc.	A	2.33	0.10
2010-10-01	LVLT	Level 3 Communications	D	-2.91	0.00	QWST	Qwest Communications	A	2.48	0.00
2010-10-01	BKD	Brookdale Senior Living	D	-2.87	0.80	UNH	Unitedhealth	A	2.21	0.80
2010-10-01	ESSX	Essex Rent	C	-1.89	0.00	PCAR	Paccar	A	2.24	0.00
2010-10-01	OC	Owens Corning	C	-1.88	0.20	PLL	Pall Corp	A	2.22	0.20
2010-10-01	MHS	Medco Health Solutions	D	-2.87	2.90	BIIB	Biogen	A	2.20	2.90
2010-10-01	8316	Sumitomo Mitsui Financial	D	-2.88	0.80	DTE	Dte Energy	A	2.33	0.80
2010-10-01	ANR	Alpha Natural Resources	C	-1.87	0.20	BTU	Peabody Energy Corp	A	2.34	0.20
2010-10-01	TPX	Tempur Sealy International	C	-1.85	0.10	BF.B	Brown-forman	A	2.28	0.10
2010-10-01	2038	Fih Mobile	D	-2.91	0.00	ORCL	Oracle	A	2.33	0.00
2010-10-01	HIMX	Himax Technologies Adr	D	-2.89	0.10	INTU	Intuit	A	2.35	0.10
2010-10-01	DAL	Delta Air Lines	C	-1.87	0.90	BIG	Big Lots	A	2.43	0.90
2010-11-01	AMAT	Applied Materials	D	-2.86	4.00	RHT	Red Hat	A	2.90	4.00
2010-11-01	PMCS	PMC-Sierra	D	-2.87	0.10	CRM	Salesforce.com	A	2.86	0.10
2010-11-01	MYRG	Myr	D	-2.85	0.10	CAT	Caterpillar	A	2.60	0.10
2010-11-01	BC	Brunswick	C	-1.89	0.30	TSN	Tyson Foods	A	2.59	0.30
2010-11-01	RGA	Reinsurance Group America	C	-1.85	0.10	AFL	Aflac	A	2.81	0.10
2010-11-01	CMC	Commercial Metals	D	-2.86	0.10	TIE	Titanium Metals	A	2.79	0.10

Date	Ticker	Name	R	SM	W (%)	Ticker	Name	R	SM	W (%)
2010-11-01	HLS	Healthsouth	C	-1.86	0.10	HSP	Hospira	A	2.46	0.10
2010-11-01	MLM	Martin Marietta Materials	D	-2.87	0.40	GR	Goodrich	A	2.52	0.40
2010-11-01	EXP	Eagle Materials	D	-2.88	0.40	PTV	Pactiv Corp	A	2.51	0.40
2010-11-01	8572	Acom	D	-2.91	0.10	WFM	Whole Foods Market	A	2.81	0.10
2010-11-01	7974	Nintendo	D	-2.90	0.50	DISCA	Discovery Communications	A	2.72	0.50
2010-11-01	KBH	Kb Home	D	-2.91	0.20	MJN	Mead Johnson Nutrition	A	2.38	0.20
2010-11-01	MAS	Masco	D	-2.90	0.30	DE	Deere	A	2.51	0.30
2010-11-01	MDC	Mdc	D	-2.89	0.20	HAS	Hasbro	A	2.36	0.20
2010-11-01	RSG	Republic Services	C	-1.85	0.60	UNP	Union Pacific	A	2.44	0.60
2010-11-01	PHM	Pultegroup	D	-2.90	0.70	RAI	Reynolds American	A	2.34	0.70
2010-11-01	PNC	Pnc Financial Services	D	-2.87	0.20	HST	Host Hotels & Resorts	A	2.78	0.20
2010-11-01	RBC	Regal Beloit	C	-1.85	0.10	FDX	Fedex	A	2.42	0.10
2010-11-01	RTN	Raytheon	D	-2.87	0.20	BA	Boeing	A	2.40	0.20
2010-11-01	RYL	Ryland Gp	D	-2.90	0.10	GPC	Genuine Parts	A	2.32	0.10
2010-11-01	SWN	Southwestern Energy	D	-2.87	0.50	FTI	Fmc Technologies	A	2.59	0.50
2010-11-01	4689	Yahoo Japan	C	-1.88	0.30	MAR	Marriott International	A	2.50	0.30
2010-11-01	WDC	Western Digital	D	-2.88	0.50	NTAP	Netapp	A	2.85	0.50
2010-11-01	WFC	Wells Fargo	D	-2.87	0.50	AMP	Ameriprise Financial	A	2.69	0.50
2010-11-01	WY	Weyerhaeuser	D	-2.95	0.40	DFS	Discover Financial Services	A	2.61	0.40
2010-11-01	EOG	Eog Resources	C	-1.86	0.30	HAL	Halliburton	A	2.39	0.30
2010-11-01	TEVA	Pharmaceutical Industries Adr	D	-2.87	0.60	VAR	Varian Medical Systems	A	2.38	0.60
2010-11-01	S	Sprint Nextel	C	-1.86	0.50	QWST	Qwest Communications	A	2.51	0.50
2010-11-01	MU	Micron Technology	D	-2.88	0.40	TDC	Teradata	A	2.58	0.40
2010-11-01	OI	Owens Illinois Rg	D	-2.88	0.10	BLL	Ball	A	2.37	0.10
2010-11-01	AMMD	American Medical System	C	-1.86	0.10	ESRX	Express Scripts Holding	A	2.37	0.10
2010-11-01	MTU	Mitsubishi Ufj Financial Adr	D	-2.85	0.00	STI	Suntrust Banks	A	2.61	0.00
2010-11-01	JOE	The St. Joe	D	-2.91	0.20	TMK	Torchmark	A	2.55	0.20
2010-11-01	JPM	Jpmorgan Chase	D	-2.85	0.20	EQR	Equity Residential	A	2.49	0.20
2010-11-01	3632	Gree	C	-1.88	0.30	VTR	Ventas	A	2.49	0.30
2010-11-01	DHI	D.r. Horton	D	-2.88	0.80	SJM	Jm Smucker	A	2.31	0.80
2010-11-01	GVA	Granite Construction	D	-2.88	0.10	FAST	Fastenal	A	2.27	0.10
2010-11-01	9427	eAccess	D	-2.85	0.20	LXK	Lexmark Intl Expeditors	A	2.45	0.20
2010-11-01	HUBG	Hub	C	-1.84	0.10	EXPD	International Of Washington	A	2.26	0.10
2010-11-01	STRA	Strayer Education	D	-2.91	0.10	WYNN	Wynn Resorts	A	3.00	0.10
2010-11-01	QIA	Qiagen	D	-2.87	0.10	AVB	Avalonbay Communities	A	2.44	0.10
2010-11-01	LVLT	Level 3 Communications	D	-2.91	0.00	PCS	T-Mobile US Inc.	A	2.32	0.00
2010-11-01	AS-CMA	Ascent Capital	C	-1.84	0.00	KMX	Carmax	A	2.82	0.00
2010-11-01	ESSX	Essex Rent	D	-2.90	0.00	PCAR	Paccar	A	2.26	0.00
2010-11-01	OC	Owens Corning	C	-1.87	0.20	ETN	Eaton Corp PLC	A	2.23	0.20
2010-11-01	MHS	Medco Health Solutions	D	-2.87	2.90	HUM	Humana	A	2.36	2.90
2010-11-01	8316	Sumitomo Mitsui Financial	D	-2.88	1.10	TEG	Integrays Energy	A	2.44	1.10
2010-11-01	ANR	Alpha Natural Resources	C	-1.86	0.20	DD	E.i. Du Pont De Nemours	A	2.48	0.20
2010-11-01	HIMX	Himax Technologies Adr	D	-2.90	0.00	AKAM	Akamai Technologies	A	2.52	0.00
2010-12-01	PMCS	PMC-Sierra	D	-2.87	0.10	CRM	Salesforce.com	A	3.00	0.10
2010-12-01	LLOY	Lloyds Banking	C	-1.87	0.00	WFM	Whole Foods Market	A	2.97	0.00
2010-12-01	CMC	Commercial Metals	D	-2.84	0.10	DD	E.i. Du Pont De Nemours	A	2.50	0.10
2010-12-01	HLS	Healthsouth	C	-1.86	0.10	HSP	Hospira	A	2.44	0.10
2010-12-01	8572	Acom	D	-2.90	0.10	KMX	Carmax	A	2.90	0.10

Date	Ticker	Name	R	SM	W (%)	Ticker	Name	R	SM	W (%)
2010-12-01	7974	Nintendo	D	-2.88	0.50	FTI	Fmc Technologies	A	2.71	0.50
2010-12-01	MDC	Mdc	D	-2.89	0.20	TSN	Tyson Foods	A	2.62	0.20
2010-12-01	RSG	Republic Services	C	-1.85	0.50	CAT	Caterpillar	A	2.66	0.50
2010-12-01	PHM	Pultegroup	D	-2.92	0.60	MJN	Mead Johnson Nutrition	A	2.38	0.60
2010-12-01	PNC	Pnc Financial Services	D	-2.84	0.30	HST	Host Hotels & Resorts	A	2.82	0.30
2010-12-01	RBC	Regal Beloit	C	-1.84	0.10	GR	Goodrich	A	2.54	0.10
2010-12-01	RYL	Ryland Gp	D	-2.90	0.10	HAS	Hasbro	A	2.37	0.10
2010-12-01	4689	Yahoo Japan	C	-1.87	0.30	DISCA	Discovery Communications	A	2.67	0.30
2010-12-01	WY	Weyerhaeuser Teva	D	-2.95	0.40	AFL	Aflac	A	2.77	0.40
2010-12-01	TEVA	Pharmaceutical Industries Adr	D	-2.87	0.60	ESRX	Express Scripts Holding	A	2.41	0.60
2010-12-01	ETR	Entergy	D	-2.85	0.50	TEG	Integrys Energy	A	2.41	0.50
2010-12-01	S	Sprint Nextel	C	-1.87	0.50	QWST	Qwest Communications	A	2.54	0.50
2010-12-01	CSCO	Cisco Systems	D	-2.87	1.30	RHT	Red Hat	A	2.98	1.30
2010-12-01	MU	Micron Technology	D	-2.89	0.30	NTAP	Netapp	A	2.84	0.30
2010-12-01	OI	Owens Illinois Rg	D	-2.88	0.10	DE	Deere	A	2.51	0.10
2010-12-01	AMMD	American Medical System	C	-1.87	0.10	VAR	Varian Medical Systems	A	2.41	0.10
2010-12-01	MTU	Mitsubishi Ufj Financial Adr	D	-2.84	0.00	AMP	Ameriprise Financial	A	2.71	0.00
2010-12-01	JOE	The St. Joe	D	-2.92	0.00	DFS	Discover Financial Services	A	2.64	0.00
2010-12-01	JPM	Jpmorgan Chase	D	-2.84	0.20	STI	Suntrust Banks	A	2.60	0.20
2010-12-01	3632	Gree	C	-1.89	0.30	TMK	Torchmark	A	2.58	0.30
2010-12-01	STRA	Strayer Education	D	-2.91	0.10	WYNN	Wynn Resorts	A	3.00	0.10
2010-12-01	QIA	Qiagen	D	-2.87	0.10	MAR	Marriott International	A	2.54	0.10
2010-12-01	1109	China Resources Land	C	-1.86	0.10	AKAM	Akamai Technologies	A	2.54	0.10
2010-12-01	LVLT	Level 3 Communications	D	-2.91	0.00	PCS	T-Mobile US Inc.	A	2.37	0.00
2010-12-01	ESSX	Essex Rent	D	-2.88	0.00	FDX	Fedex	A	2.46	0.00
2010-12-01	OC	Owens Corning	C	-1.87	0.20	UNP	Union Pacific	A	2.45	0.20
2010-12-01	8316	Sumitomo Mitsui Financial	D	-2.87	1.10	EQR	Equity Residential	A	2.51	1.10
2010-12-01	HIMX	Himax Technologies Adr	D	-2.91	0.00	TDC	Teradata	A	2.61	0.00
2010-12-01	658	China High Speed Transmission Equipment	D	-2.87	0.10	BRCM	Broadcom Corp	A	2.49	0.10
2011-01-03	AMGN	Amgen	C	-1.84	0.90	HSP	Hospira	A	2.43	0.90
2011-01-03	8113	Unicharm	C	-1.85	0.20	WYNN	Wynn Resorts	A	3.00	0.20
2011-01-03	LLOY	Lloyds Banking	C	-1.86	0.00	NFLX	Netflix	A	3.00	0.00
2011-01-03	8572	Acom	D	-2.89	0.10	RHT	Red Hat	A	2.98	0.10
2011-01-03	HCP	Hcp	C	-1.84	0.10	HST	Host Hotels & Resorts	A	2.90	0.10
2011-01-03	RSG	Republic Services	C	-1.84	0.50	CAT	Caterpillar	A	2.71	0.50
2011-01-03	PHM	Pultegroup	D	-2.90	0.70	JCI	Johnson Controls	A	2.76	0.70
2011-01-03	RYL	Ryland Gp	D	-2.89	0.10	TSN	Tyson Foods	A	2.62	0.10
2011-01-03	4689	Yahoo Japan	C	-1.86	0.30	NTAP	Netapp	A	2.92	0.30
2011-01-03	WY	Weyerhaeuser Teva	D	-2.94	0.40	AFL	Aflac	A	2.83	0.40
2011-01-03	TEVA	Pharmaceutical Industries Adr	D	-2.86	0.60	ESRX	Express Scripts Holding	A	2.43	0.60
2011-01-03	CSCO	Cisco Systems	D	-2.86	1.40	CRM	Salesforce.com	A	3.00	1.40
2011-01-03	AMMD	American Medical System	C	-1.87	0.10	VAR	Varian Medical Systems	A	2.42	0.10
2011-01-03	GOLD	Randgold Resources Adr	C	-1.87	0.30	DD	E.i. Du Pont De Nemours	A	2.52	0.30
2011-01-03	3632	Gree	C	-1.89	0.30	KMX	Carmax	A	2.87	0.30
2011-01-03	9427	eAccess	D	-2.87	0.20	AMP	Ameriprise Financial	A	2.80	0.20
2011-01-03	ACOR	Acorda Therapeutics	D	-2.89	0.10	HUM	Humana	A	2.34	0.10
2011-01-03	STRA	Strayer Education	D	-2.90	0.10	WFM	Whole Foods Market	A	3.00	0.10
2011-01-03	1109	China Resources Land	D	-2.86	0.10	STI	Suntrust Banks	A	2.75	0.10
2011-01-03	LVLT	Level 3 Communications	D	-2.90	0.00	QWST	Qwest Communications	A	2.59	0.00

Date	Ticker	Name	R	SM	W (%)	Ticker	Name	R	SM	W (%)
2011-01-03	2038	Fih Mobile	D	-2.85	0.00	FTI	Fmc Technologies	A	2.72	0.00
2011-01-03	HIMX	Himax Technologies Adr	D	-2.90	0.00	FFIV	F5 Networks	A	3.00	0.00
2011-01-03	658	China High Speed Transmission Equipment	D	-2.88	0.10	DISCA	Discovery Communications	A	2.68	0.10
2011-02-01	AMGN	Amgen	C	-1.84	0.90	ESRX	Express Scripts Holding	A	2.44	0.90
2011-02-01	LLOY	Lloyds Banking	C	-1.86	0.00	NFLX	Netflix	A	3.00	0.00
2011-02-01	BBAS3	Banco Do Brasil Sa Bb Brasil	C	-1.86	0.20	FFIV	F5 Networks	A	2.95	0.20
2011-02-01	500325	Reliance Industries	D	-2.86	0.30	NTAP	Netapp	A	2.91	0.30
2011-02-01	NEM	Newmont Mining	C	-1.85	0.10	DOW	Dow Chemical	A	2.96	0.10
2011-02-01	RSG	Republic Services	C	-1.83	0.50	CAT	Caterpillar	A	2.74	0.50
2011-02-01	NCM	Newcrest Mining	C	-1.86	1.30	KMX	Carmax	A	2.89	1.30
2011-02-01	PHM	Pultegroup	D	-2.90	0.70	JCI	Johnson Controls	A	2.74	0.70
2011-02-01	PPL	Ppl	D	-2.85	0.20	TEG	Integrays Energy	A	2.40	0.20
2011-02-01	JBLU	Jetblue Airways	C	-1.87	0.20	WFM	Whole Foods Market	A	3.00	0.20
2011-02-01	RADL3	Raia Drogasil	C	-1.88	0.10	RHT	Red Hat	A	2.89	0.10
2011-02-01	4689	Yahoo Japan	C	-1.87	0.30	AFL	Aflac	A	2.85	0.30
2011-02-01	WY	Weyerhaeuser	D	-2.93	0.50	HST	Host Hotels & Resorts	A	2.93	0.50
2011-02-01	S	Sprint Nextel	C	-1.84	0.50	QWST	Qwest Communications	A	2.55	0.50
2011-02-01	CSCO	Cisco Systems	D	-2.85	1.40	CRM	Salesforce.com	A	3.00	1.40
2011-02-01	AMMD	American Medical System	C	-1.86	0.10	VAR	Varian Medical Systems	A	2.41	0.10
2011-02-01	MRX	Medicis Pharm	C	-1.86	0.10	HUM	Humana	A	2.36	0.10
2011-02-01	CTRP	Ctrip.com International Adr	C	-1.87	0.10	WYNN	Wynn Resorts	A	3.00	0.10
2011-02-01	GOLD	Randgold Resources Adr	C	-1.88	0.20	DD	E.i. Du Pont De Nemours	A	2.53	0.20
2011-02-01	3968	China Merchants Bank	C	-1.87	0.20	AMP	Ameriprise Financial	A	2.85	0.20
2011-02-01	9427	eAccess	D	-2.87	0.30	STI	Suntrust Banks	A	2.78	0.30
2011-02-01	ACOR	Acorda Therapeutics	D	-2.91	0.10	SYK	Stryker	A	2.31	0.10
2011-02-01	2628	China Life Insurance	D	-2.86	1.10	FTI	Fmc Technologies	A	2.77	1.10
2011-02-01	1109	China Resources Land	D	-2.85	0.10	DFS	Discover Financial Services	A	2.71	0.10
2011-02-01	532832	Indiabulls Real Estate	D	-2.91	0.20	TSN	Tyson Foods	A	2.65	0.20
2011-02-01	2038	Fih Mobile	D	-2.85	0.00	TDC	Teradata	A	2.64	0.00
2011-02-01	658	China High Speed Transmission Equipment	D	-2.89	0.10	DE	Deere	A	2.62	0.10
2011-03-01	AMGN	Amgen	C	-1.85	0.80	ESRX	Express Scripts Holding	A	2.42	0.80
2011-03-01	LLOY	Lloyds Banking	C	-1.87	0.00	WYNN	Wynn Resorts	A	3.00	0.00
2011-03-01	BBAS3	Banco Do Brasil Sa Bb Brasil	C	-1.86	0.20	NFLX	Netflix	A	3.00	0.20
2011-03-01	RSG	Republic Services	C	-1.84	0.50	CAT	Caterpillar	A	2.75	0.50
2011-03-01	NCM	Newcrest Mining	C	-1.86	1.40	FFIV	F5 Networks	A	2.98	1.40
2011-03-01	PPL	Ppl	D	-2.85	0.20	TEG	Integrays Energy	A	2.41	0.20
2011-03-01	JBLU	Jetblue Airways	C	-1.88	0.20	WFM	Whole Foods Market	A	3.00	0.20
2011-03-01	RADL3	Raia Drogasil	C	-1.87	0.10	CRM	Salesforce.com	A	2.97	0.10
2011-03-01	4689	Yahoo Japan	C	-1.86	0.30	DOW	Dow Chemical	A	2.95	0.30
2011-03-01	S	Sprint Nextel	C	-1.85	0.30	QWST	Qwest Communications	A	2.51	0.30
2011-03-01	1025	Wumart Stores -h-	C	-1.88	0.20	KMX	Carmax	A	2.93	0.20
2011-03-01	GIVN	Givaudan	C	-1.85	0.50	HST	Host Hotels & Resorts	A	2.86	0.50
2011-03-01	848	Maoye International	C	-1.87	0.00	RHT	Red Hat	A	2.85	0.00
2011-03-01	3968	China Merchants Bank	C	-1.86	0.20	AMP	Ameriprise Financial	A	2.85	0.20
2011-03-01	9427	eAccess	D	-2.87	0.30	AFL	Aflac	A	2.83	0.30
2011-03-01	ACOR	Acorda Therapeutics	D	-2.91	0.10	VAR	Varian Medical Systems	A	2.42	0.10
2011-03-01	2628	China Life Insurance	D	-2.86	0.70	NTAP	Netapp	A	2.81	0.70

Date	Ticker	Name	R	SM	W (%)	Ticker	Name	R	SM	W (%)
2011-03-01	1109	China Resources Land	D	-2.86	0.10	JCI	Johnson Controls	A	2.77	0.10
2011-03-01	SY1	Symrise	C	-1.86	0.20	FTI	Fmc Technologies	A	2.75	0.20
2011-03-01	532832	Indiabulls Real Estate	D	-2.91	0.20	STI	Suntrust Banks	A	2.73	0.20
2011-03-01	2038	Fih Mobile	D	-2.85	0.00	DFS	Discover Financial Services	A	2.72	0.00
2011-04-01	AMGN	Amgen	D	-2.85	1.00	ESRX	Express Scripts Holding	A	2.43	1.00
2011-04-01	PMCS	PMC-Sierra	C	-1.87	0.10	CRM	Salesforce.com	A	3.00	0.10
2011-04-01	BBY	Best Buy	D	-2.89	0.40	WFM	Whole Foods Market	A	3.00	0.40
2011-04-01	8113	Unicharm	C	-1.85	0.10	KMX	Carmax	A	2.87	0.10
2011-04-01	LLOY	Lloyds Banking	C	-1.87	0.00	CAT	Caterpillar	A	2.85	0.00
2011-04-01	CTL	Centurylink	C	-1.85	0.20	PCS	T-Mobile US Inc.	A	2.50	0.20
2011-04-01	CME	Cme	C	-1.84	0.40	HST	Host Hotels & Resorts	A	2.85	0.40
2011-04-01	NCM	Newcrest Mining	C	-1.85	1.50	DFS	Discover Financial Services	A	2.82	1.50
2011-04-01	PHM	Pultegroup	D	-2.84	0.60	JCI	Johnson Controls	A	2.81	0.60
2011-04-01	PPL	Ppl	D	-2.85	0.20	TEG	Integrus Energy	A	2.42	0.20
2011-04-01	JBLU	Jetblue Airways	C	-1.86	0.30	WYNN	Wynn Resorts	A	3.00	0.30
2011-04-01	PVH	Pvh	C	-1.85	0.20	TSN	Tyson Foods	A	2.73	0.20
2011-04-01	RGLD	Royal Gold	C	-1.84	0.10	DOW	Dow Chemical	A	3.00	0.10
2011-04-01	RYL	Ryland Gp	D	-2.86	0.10	HRL	Hormel Foods	A	2.38	0.10
2011-04-01	RADL3	Raia Drogasil	C	-1.87	0.10	FTI	Fmc Technologies	A	2.80	0.10
2011-04-01	4689	Yahoo Japan	C	-1.87	0.50	AFL	Aflac	A	2.78	0.50
2011-04-01	1025	Wumart Stores -h-	C	-1.88	0.30	NTAP	Netapp	A	2.77	0.30
2011-04-01	NKE	Nike	C	-1.86	0.60	RAI	Reynolds American	A	2.37	0.60
2011-04-01	CTRP	Ctrip.com International Adr	C	-1.87	0.10	NFLX	Netflix	A	3.00	0.10
2011-04-01	GIVN	Givaudan	C	-1.85	0.50	TDC	Teradata	A	2.74	0.50
2011-04-01	848	Maoye International	C	-1.86	0.00	STI	Suntrust Banks	A	2.73	0.00
2011-04-01	9427	eAccess	D	-2.88	0.40	DE	Deere	A	2.66	0.40
2011-04-01	ACOR	Acorda Therapeutics	D	-2.90	0.10	HUM	Humana	A	2.43	0.10
2011-04-01	AUXL	Auxilium Pharmaceuticals	D	-2.85	0.00	VAR	Varian Medical Systems	A	2.42	0.00
2011-04-01	MHS	Medco Health Solutions	C	-1.86	3.10	DVA	Davita	A	2.34	3.10
2011-04-01	8954	Orix Jreit	C	-1.86	0.10	TMK	Torchmark	A	2.66	0.10
2011-04-01	TRNO	Terreno Realty	D	-2.85	0.10	AMP	Ameriprise Financial	A	2.84	0.10
2011-04-01	532832	Indiabulls Real Estate	D	-2.90	0.30	CVC	Cablevision Systems Corp	A	2.61	0.30
2011-04-01	2038	Fih Mobile	D	-2.88	0.00	DD	E.i. Du Pont De Nemours	A	2.57	0.00
2011-05-02	TEL	Telenor	C	-1.85	0.20	NFLX	Netflix	A	3.00	0.20
2011-05-02	BBY	Best Buy	D	-2.88	0.40	WFM	Whole Foods Market	A	3.00	0.40
2011-05-02	BZH	Beazer Homes Usa	C	-1.88	0.10	JCI	Johnson Controls	A	2.78	0.10
2011-05-02	LLOY	Lloyds Banking	C	-1.87	0.00	CMG	Chipotle Mexican Grill	A	3.00	0.00
2011-05-02	CTL	Centurylink	C	-1.86	0.20	PCS	T-Mobile US Inc.	A	2.50	0.20
2011-05-02	CME	Cme	C	-1.85	0.50	HST	Host Hotels & Resorts	A	2.86	0.50
2011-05-02	6806	Hirose Electric	C	-1.85	0.10	KMX	Carmax	A	2.92	0.10
2011-05-02	KBH	Kb Home	C	-1.88	0.20	TSN	Tyson Foods	A	2.75	0.20
2011-05-02	9303	Sumitomo Warehouse	D	-2.86	0.00	CAT	Caterpillar	A	2.86	0.00
2011-05-02	JBLU	Jetblue Airways	D	-2.87	0.20	WYNN	Wynn Resorts	A	3.00	0.20
2011-05-02	RADL3	Raia Drogasil	C	-1.88	0.10	AFL	Aflac	A	2.81	0.10
2011-05-02	4689	Yahoo Japan	C	-1.87	0.50	TDC	Teradata	A	2.81	0.50
2011-05-02	WFC	Wells Fargo	C	-1.86	0.50	DFS	Discover Financial Services	A	2.84	0.50
2011-05-02	X	United States Steel	C	-1.88	0.10	DOW	Dow Chemical	A	3.00	0.10
2011-05-02	MRVL	Marvell Technology	D	-2.89	0.20	CRM	Salesforce.com	A	3.00	0.20
2011-05-02	NKE	Nike	C	-1.85	0.60	MJN	Mead Johnson Nutrition	A	2.42	0.60
2011-05-02	GIVN	Givaudan	D	-2.85	0.50	FTI	Fmc Technologies	A	2.76	0.50

Date	Ticker	Name	R	SM	W (%)	Ticker	Name	R	SM	W (%)
2011-05-02	9427	eAccess	D	-2.90	0.40	STI	Suntrust Banks	A	2.70	0.40
2011-05-02	MHS	Medco Health Solutions	C	-1.85	3.50	HUM	Humana	A	2.47	3.50
2011-05-02	8954	Orix Jreit	C	-1.86	0.10	DE	Deere	A	2.65	0.10
2011-05-02	TRNO	Terreno Realty	D	-2.85	0.10	AMP	Ameriprise Financial	A	2.83	0.10
2011-05-02	2038	Fih Mobile	D	-2.88	0.00	TMK	Torchmark	A	2.65	0.00
2011-05-02	HTWR	Heartware International	C	-1.87	0.00	ESRX	Express Scripts Holding	A	2.44	0.00
2011-05-02	GOOGL	Alphabet	C	-1.86	1.70	NTAP	Netapp	A	2.83	1.70
2011-06-01	SHAW	Shaw Group	C	-1.86	0.30	CAT	Caterpillar	A	2.76	0.30
2011-06-01	ELD	Eldorado Gold	D	-2.88	0.40	WFM	Whole Foods Market	A	3.00	0.40
2011-06-01	AMAT	Applied Materials	C	-1.87	3.40	CRM	Salesforce.com	A	3.00	3.40
2011-06-01	PMCS	PMC-Sierra	D	-2.85	0.10	NTAP	Netapp	A	2.85	0.10
2011-06-01	BZH	Beazer Homes Usa	C	-1.89	0.00	JCI	Johnson Controls	A	2.73	0.00
2011-06-01	LLOY	Lloyds Banking	D	-2.89	0.00	WYNN	Wynn Resorts	A	3.00	0.00
2011-06-01	CTL	Centurylink	C	-1.85	0.20	PCS	T-Mobile US Inc.	A	2.55	0.20
2011-06-01	RIG	Transocean	C	-1.87	0.30	FTI	Fmc Technologies	A	2.71	0.30
2011-06-01	CME	Cme	C	-1.86	0.50	HST	Host Hotels & Resorts	A	2.83	0.50
2011-06-01	EMR	Emerson Electric	C	-1.86	0.40	DE	Deere	A	2.56	0.40
2011-06-01	EXP	Eagle Materials	C	-1.85	0.40	GR	Goodrich	A	2.54	0.40
2011-06-01	6806	Hire Electric	C	-1.86	0.10	NFLX	Netflix	A	3.00	0.10
2011-06-01	KBH	Kb Home	C	-1.87	0.20	TSN	Tyson Foods	A	2.72	0.20
2011-06-01	8591	Orix	C	-1.86	1.10	CMG	Chipotle Mexican Grill	A	3.00	1.10
2011-06-01	9303	Sumitomo Warehouse	D	-2.87	0.00	CVC	Cablevision Systems Corp	A	2.61	0.00
2011-06-01	MDC	Mdc	D	-2.86	0.30	MJN	Mead Johnson Nutrition	A	2.43	0.30
2011-06-01	NC	Nacco Industries	C	-1.87	0.10	UNP	Union Pacific	A	2.50	0.10
2011-06-01	EPD	Enterprise Products Partners	C	-1.85	0.10	EP	El Paso Corporation	A	2.54	0.10
2011-06-01	RADL3	Raia Drogasil	C	-1.89	0.10	TWC	Time Warner Cable Inc.	A	2.57	0.10
2011-06-01	4689	Yahoo Japan	D	-2.88	0.20	DD	E.i. Du Pont De Nemours	A	2.53	0.20
2011-06-01	TXT	Textron	C	-1.87	0.10	BLL	Ball	A	2.46	0.10
2011-06-01		Unisys Corp	C	-1.89	0.10	TDC	Teradata	A	2.80	0.10
2011-06-01	WFC	Wells Fargo	C	-1.87	0.50	DFS	Discover Financial Services	A	2.80	0.50
2011-06-01	X	United States Steel	C	-1.88	0.10	DOW	Dow Chemical	A	2.93	0.10
2011-06-01	JNPR	Juniper Networks	C	-1.88	1.10	EMC	EMC Corp	A	2.53	1.10
2011-06-01	MRVL	Marvell Technology	D	-2.88	0.30	ALTR	Altera Corp.	A	2.51	0.30
2011-06-01	ASML	Asml	C	-1.86	0.70	BHI	Baker Hughes	A	2.46	0.70
2011-06-01	MTU	Mitsubishi Ufj Financial Adr	D	-2.86	0.00	AMP	Ameriprise Financial	A	2.79	0.00
2011-06-01	JOE	The St. Joe	C	-1.88	0.90	TMK	Torchmark	A	2.63	0.90
2011-06-01	AOL	AOL	D	-2.87	0.10	INTU	Intuit	A	2.42	0.10
2011-06-01	JPM	Jpmorgan Chase	C	-1.85	0.20	EQR	Equity Residential	A	2.60	0.20
2011-06-01	ENH	Endurance Specialty	C	-1.87	0.10	VNO	Vornado Realty Trust	A	2.55	0.10
2011-06-01		Berkshire Hathaway B	C	-1.85	0.30	AVB	Avalonbay Communities	A	2.54	0.30
2011-06-01	9427	eAccess	D	-2.89	0.50	FDX	Fedex	A	2.44	0.50
2011-06-01	MHS	Medco Health Solutions	C	-1.85	3.90	HUM	Humana	A	2.49	3.90
2011-06-01	TRNO	Terreno Realty	D	-2.85	0.10	VTR	Ventas	A	2.50	0.10
2011-06-01	2038	Fih Mobile	D	-2.89	0.00	DIS	Walt Disney	A	2.43	0.00
2011-06-01	HIMX	Himax Technologies Adr	C	-1.86	0.00	ORCL	Oracle	A	2.40	0.00
2011-06-01	HTWR	Heartware International	C	-1.88	0.00	ESRX	Express Scripts Holding	A	2.45	0.00
2011-06-01	GOOGL	Alphabet	C	-1.86	1.80	MCHP	Microchip Technology	A	2.38	1.80
2011-07-01	APH	Amphenol	C	-1.84	1.40	CAT	Caterpillar	A	2.82	1.40
2011-07-01	FLR	Fluor	C	-1.86	0.70	GR	Goodrich	A	2.61	0.70
2011-07-01	MTX	Minerals Technologies	C	-1.84	0.20	DOW	Dow Chemical	A	2.96	0.20
2011-07-01	SHAW	Shaw Group	C	-1.88	0.20	UNP	Union Pacific	A	2.53	0.20
2011-07-01	ELD	Eldorado Gold	D	-2.89	0.40	NFLX	Netflix	A	3.00	0.40
2011-07-01	AMAT	Applied Materials	C	-1.87	3.30	CRM	Salesforce.com	A	3.00	3.30

Date	Ticker	Name	R	SM	W (%)	Ticker	Name	R	SM	W (%)
2011-07-01	PMCS	PMC-Sierra	D	-2.84	0.10	TDC	Teradata	A	2.89	0.10
2011-07-01	ESC	Emeritus	C	-1.86	0.10	HUM	Humana	A	2.51	0.10
2011-07-01	BZH	Beazer Homes Usa	C	-1.91	0.00	TSN	Tyson Foods	A	2.74	0.00
2011-07-01	LLOY	Lloyds Banking	D	-2.89	0.00	CMG	Chipotle Mexican Grill	A	3.00	0.00
2011-07-01	CTL	Centurylink	C	-1.85	0.20	PCS	T-Mobile US Inc.	A	2.54	0.20
2011-07-01	RIG	Transocean	C	-1.87	0.30	FTI	Fmc Technologies	A	2.73	0.30
2011-07-01	EXP	Eagle Materials	C	-1.85	0.40	BLL	Ball	A	2.46	0.40
2011-07-01	6806	Hirose Electric	D	-2.86	0.10	AMZN	Amazon.com	A	3.00	0.10
2011-07-01	AMTD	Td Ameritrade	C	-1.85	0.30	DFS	Discover Financial Services	A	2.90	0.30
2011-07-01	KBH	Kb Home	C	-1.89	0.20	MJN	Mead Johnson Nutrition	A	2.44	0.20
2011-07-01	8591	Orix	C	-1.86	1.40	CVC	Cablevision Systems Corp	A	2.63	1.40
2011-07-01	LEN	Lennar	C	-1.85	1.30	HRL	Hormel Foods	A	2.40	1.30
2011-07-01	9303	Sumitomo Warehouse	D	-2.87	0.00	TWC	Time Warner Cable Inc.	A	2.60	0.00
2011-07-01	MDC	Mdc	D	-2.87	0.30	RAI	Reynolds American	A	2.39	0.30
2011-07-01	NC	Nacco Industries	C	-1.87	0.10	BA	Boeing	A	2.42	0.10
2011-07-01	JBLU	Jetblue Airways	D	-2.84	0.30	WYNN	Wynn Resorts	A	3.00	0.30
2011-07-01	RBC	Regal Beloit	C	-1.85	0.20	FAST	Fastenal	A	2.38	0.20
2011-07-01	SCHW	Charles Schwab	C	-1.86	0.70	TMK	Torchmark	A	2.63	0.70
2011-07-01	RADL3	Raia Drogasil	D	-2.89	0.10	BHI	Baker Hughes	A	2.47	0.10
2011-07-01	TXT	Textron	C	-1.86	0.10	JBL	Jabil Circuit	A	2.34	0.10
2011-07-01		Unisys Corp	C	-1.89	0.10	NTAP	Netapp	A	2.87	0.10
2011-07-01	VAL	The Valspar	C	-1.85	0.20	A	Agilent Technologies	A	2.32	0.20
2011-07-01	WFC	Wells Fargo	C	-1.86	0.60	EQR	Equity Residential	A	2.61	0.60
2011-07-01	X	United States Steel	C	-1.88	0.10	DD	E.i. Du Pont De Nemours	A	2.56	0.10
2011-07-01	IVZ	Invesco	C	-1.86	0.90	AVB	Avalonbay Communities	A	2.55	0.90
2011-07-01	JNPR	Juniper Networks	C	-1.88	0.90	EMC	EMC Corp	A	2.52	0.90
2011-07-01	MRVL	Marvell Technology	D	-2.89	0.30	ALTR	Altera Corp.	A	2.51	0.30
2011-07-01	ASML	Asml	C	-1.87	0.80	MRO	Marathon Oil	A	2.46	0.80
2011-07-01	RS	Reliance Steel And Aluminum	C	-1.86	0.10	CLF	Cliffs Natural Resources	A	2.35	0.10
2011-07-01	JOE	The St. Joe	C	-1.88	0.90	VNO	Vornado Realty Trust	A	2.55	0.90
2011-07-01	AOL	AOL	D	-2.87	0.20	INTU	Intuit	A	2.41	0.20
2011-07-01	JPM	Jpmorgan Chase	C	-1.86	0.20	PSA	Public Storage	A	2.40	0.20
2011-07-01	ENH	Endurance Specialty	C	-1.86	0.10	L	Loews	A	2.39	0.10
2011-07-01	3968	China Merchants Bank	D	-2.86	0.30	TEG	Integrays Energy	A	2.44	0.30
2011-07-01		Berkshire Hathaway B	D	-2.85	0.30	MCO	Moody's	A	2.35	0.30
2011-07-01	9427	eAccess	D	-2.91	0.60	NI	Nisource	A	2.44	0.60
2011-07-01	DGI	Digitalglobe	D	-2.87	0.10	ROK	Rockwell Automation	A	2.30	0.10
2011-07-01	DNR	Denbury Resources	C	-1.87	1.00	EP	El Paso Corporation	A	2.53	1.00
2011-07-01	1109	China Resources Land	D	-2.85	0.10	AZO	Autozone	A	2.43	0.10
2011-07-01	MHS	Medco Health Solutions	C	-1.85	4.00	VAR	Varian Medical Systems	A	2.43	4.00
2011-07-01	ANR	Alpha Natural Resources	C	-1.88	1.40	EMN	Eastman Chemical	A	2.34	1.40
2011-07-01	TRNO	Terreno Realty	D	-2.85	0.10	MI	Marshall & Ilsley	A	2.29	0.10
2011-07-01	ENS	Enersys	C	-1.85	0.50	PLL	Pall Corp	A	2.30	0.50
2011-07-01	2038	Fih Mobile	D	-2.91	0.00	COG	Cabot Oil & Gas	A	2.42	0.00
2011-07-01	HIMX	Himax Technologies Adr	D	-2.86	0.00	ORCL	Oracle	A	2.40	0.00
2011-07-01	HTWR	Heartware International	C	-1.87	0.00	ESRX	Express Scripts Holding	A	2.41	0.00
2011-07-01	GOOGL	Alphabet	C	-1.86	1.90	MCHP	Microchip Technology	A	2.39	1.90
2011-08-01	APH	Amphenol	C	-1.86	1.30	CAT	Caterpillar	A	2.76	1.30
2011-08-01	FLR	Fluor	C	-1.86	0.50	GR	Goodrich	A	2.59	0.50
2011-08-01	MTX	Minerals Technologies	C	-1.85	0.20	CLF	Cliffs Natural Resources	A	2.33	0.20

Date	Ticker	Name	R	SM	W (%)	Ticker	Name	R	SM	W (%)
2011-08-01	SHAW	Shaw Group	D	-2.90	0.20	UNP	Union Pacific	A	2.50	0.20
2011-08-01	CTSH	Cognizant Technology Solutions	C	-1.86	1.30	CRM	Salesforce.com	A	3.00	1.30
2011-08-01	ELD	Eldorado Gold	D	-2.87	0.50	CMG	Chipotle Mexican Grill	A	3.00	0.50
2011-08-01	TRN	Terna	C	-1.85	0.30	CVC	Cablevision Systems Corp	A	2.58	0.30
2011-08-01	AMAT	Applied Materials	C	-1.88	2.30	TDC	Teradata	A	2.81	2.30
2011-08-01	TEL	Telenor	D	-2.85	0.30	TWC	Time Warner Cable Inc.	A	2.55	0.30
2011-08-01	AMGN	Amgen	C	-1.85	0.30	HUM	Humana	A	2.44	0.30
2011-08-01	ESC	Emeritus	C	-1.88	0.10	BIIB	Biogen	A	2.37	0.10
2011-08-01	BZH	Beazer Homes Usa	D	-2.92	0.00	MJN	Mead Johnson Nutrition	A	2.45	0.00
2011-08-01	LLOY	Lloyds Banking	D	-2.91	0.00	ANF	Abercrombie & Fitch	A	2.41	0.00
2011-08-01	FSLR	First Solar	D	-2.89	0.10	FTI	Fmc Technologies	A	2.74	0.10
2011-08-01	336	Huabao International	D	-2.92	0.00	AZO	Autozone	A	2.40	0.00
2011-08-01	HLS	Healthsouth	C	-1.87	0.10	DVA	Davita	A	2.31	0.10
2011-08-01	CTL	Centurylink	C	-1.87	0.20	VZ	Verizon Communications	A	2.24	0.20
2011-08-01	CMI	Cummins	C	-1.86	0.60	BLL	Ball	A	2.45	0.60
2011-08-01	DHR	Danaher	C	-1.86	1.60	FAST	Fastenal	A	2.34	1.60
2011-08-01	RIG	Transocean	C	-1.88	0.30	EP	El Paso Corporation	A	2.53	0.30
2011-08-01	CME	Cme	C	-1.84	0.60	DFS	Discover Financial Services	A	2.87	0.60
2011-08-01	EMR	Emerson Electric	C	-1.86	0.50	PCP	Precision Castparts	A	2.26	0.50
2011-08-01	ESV	Enesco	C	-1.85	1.90	BHI	Baker Hughes	A	2.48	1.90
2011-08-01	EXP	Eagle Materials	C	-1.88	0.40	CSX	Csx	A	2.26	0.40
2011-08-01		Fidelity National Information Services	C	-1.85	0.30	ADP	Automatic Data Processing	A	2.26	0.30
2011-08-01	6806	Hirose Electric	D	-2.86	0.10	PCLN	The Priceline	A	2.40	0.10
2011-08-01	AMTD	Td Ameritrade	C	-1.86	0.30	EQR	Equity Residential	A	2.61	0.30
2011-08-01	KBH	Kb Home	D	-2.91	0.20	HRL	Hormel Foods	A	2.38	0.20
2011-08-01	LEN	Lennar	C	-1.86	1.30	RAI	Reynolds American	A	2.36	1.30
2011-08-01	9303	Sumitomo Warehouse	D	-2.86	0.00	TE	Teco Energy	A	2.36	0.00
2011-08-01	MDC	Mdc	D	-2.88	0.30	GPC	Genuine Parts	A	2.35	0.30
2011-08-01	NC	Nacco Industries	C	-1.88	0.10	PLL	Pall Corp	A	2.25	0.10
2011-08-01	RSG	Republic Services	C	-1.85	0.60	GWW	Ww Grainger	A	2.25	0.60
2011-08-01	NCM	Newcrest Mining	C	-1.85	1.90	TIF	Tiffany	A	2.34	1.90
2011-08-01	ORCL	Oracle	C	-1.86	1.50	NTAP	Netapp	A	2.74	1.50
2011-08-01	OXY	Occidental Petroleum	C	-1.86	3.50	COG	Cabot Oil & Gas	A	2.46	3.50
2011-08-01	PG	Procter & Gamble	C	-1.85	0.50	HOG	Harley-davidson	A	2.33	0.50
2011-08-01	EPD	Enterprise Products Partners	C	-1.84	0.20	MRO	Marathon Oil	A	2.43	0.20
2011-08-01	JBLU	Jetblue Airways	D	-2.88	0.20	AMZN	Amazon.com	A	3.00	0.20
2011-08-01	RBC	Regal Beloit	C	-1.87	0.20	R	Ryder System	A	2.25	0.20
2011-08-01	SCHW	Charles Schwab	C	-1.87	0.60	AVB	Avalonbay Communities	A	2.55	0.60
2011-08-01	TXT	Textron	C	-1.87	0.10	ROP	Roper Technologies	A	2.24	0.10
2011-08-01		Unisys Corp	C	-1.92	0.10	EMC	EMC Corp	A	2.49	0.10
2011-08-01	VAL	The Valspar	C	-1.86	0.20	DOV	Dover	A	2.24	0.20
2011-08-01	WFC	Wells Fargo	C	-1.86	0.60	VNO	Vornado Realty Trust	A	2.53	0.60
2011-08-01	X	United States Steel	D	-2.90	0.10	EMN	Eastman Chemical	A	2.31	0.10
2011-08-01	IVZ	Invesco	C	-1.87	0.90	PSA	Public Storage	A	2.41	0.90
2011-08-01	JNPR	Juniper Networks	C	-1.91	0.20	NSM	Nat Semiconductor	A	2.34	0.20
2011-08-01	G	Goldcorp	C	-1.86	2.60	AN	Autonation	A	2.34	2.60
2011-08-01	MRVL	Marvell Technology	D	-2.89	0.30	LSI	LSI	A	2.31	0.30
2011-08-01	CBG	Cbre	C	-1.88	0.30	MCO	Moody's	A	2.31	0.30
2011-08-01	ESRX	Express Scripts	C	-1.85	1.40	CVH	Coventry Health Care	A	2.29	1.40
2011-08-01	ASML	Asml	C	-1.87	0.40	CBS	Cbs	A	2.34	0.40
2011-08-01	SRE	Sempra Energy	C	-1.85	0.10	NI	Nisource	A	2.43	0.10

Date	Ticker	Name	R	SM	W (%)	Ticker	Name	R	SM	W (%)
2011-08-01	RS	Reliance Steel And Aluminum	C	-1.87	0.10	ECL	Ecolab	A	2.28	0.10
2011-08-01	CTRP	Ctrip.com International Adr	C	-1.85	0.10	WYNN	Wynn Resorts	A	3.00	0.10
2011-08-01	ABX	Barrick Gold	D	-2.86	0.30	FDO	Family Dollar Stores	A	2.34	0.30
2011-08-01	JOE	The St. Joe	D	-2.89	0.80	MA	Mastercard	A	2.26	0.80
2011-08-01	JPM	Jpmorgan Chase	C	-1.86	0.20	IRM	Iron Mountain	A	2.26	0.20
2011-08-01	848	Maoye International	C	-1.86	0.10	CNP	Centerpoint Energy	A	2.33	0.10
2011-08-01	DHI	D.r. Horton	C	-1.85	1.00	BF.B	Brown-forman Apartment	A	2.33	1.00
2011-08-01	ENH	Endurance Specialty	C	-1.87	0.10	AIV	Investment & Management	A	2.25	0.10
2011-08-01	3968	China Merchants Bank	D	-2.86	0.30	EQT	Eq	A	2.33	0.30
2011-08-01		Berkshire Hathaway B	D	-2.86	0.30	CB	Chubb	A	2.24	0.30
2011-08-01	9427	eAccess	D	-2.91	0.60	CPWR	Compuware Corp	A	2.30	0.60
2011-08-01	DGI	Digitalglobe	D	-2.87	0.10	NSC	Norfolk Southern	A	2.24	0.10
2011-08-01	DNR	Denbury Resources	C	-1.87	1.00	SE	Spectra Energy	A	2.39	1.00
2011-08-01	AUXL	Auxilium Pharmaceuticals	D	-2.88	0.00	UNH	Unitedhealth	A	2.29	0.00
2011-08-01	SRCL	Stericycle	C	-1.86	0.20	MWV	MeadWestvaco	A	2.24	0.20
2011-08-01	ESSX	Essex Rent	C	-1.88	0.00	CHRW	C.h.robinson Worldwide	A	2.23	0.00
2011-08-01	SY1	Symrise	C	-1.86	0.30	MO	Altria	A	2.30	0.30
2011-08-01	ANR	Alpha Natural Resources	C	-1.89	1.30	FCX	Freeport-mcmoran	A	2.27	1.30
2011-08-01	TRNO	Terreno Realty	D	-2.85	0.10	SLM	Slm	A	2.24	0.10
2011-08-01	ENS	Energys	C	-1.87	0.50	TSS	Total System Services	A	2.22	0.50
2011-08-01	JKS	Jinkosolar Adr	C	-1.87	0.10	NOV	National Oilwell Varco	A	2.36	0.10
2011-08-01	HTHT	China Lodging Adr	D	-2.90	0.00	NFLX	Netflix	A	3.00	0.00
2011-08-01	2038	Fih Mobile	D	-2.90	0.00	KO	Coca-cola	A	2.30	0.00
2011-08-01	JASO	Ja Solar Adr	D	-2.92	0.10	RRC	Range Resources	A	2.34	0.10
2011-08-01	HIMX	Himax Technologies Adr	D	-2.89	0.00	CERN	Cerner	A	2.30	0.00
2011-08-01	HTWR	Heartware International	C	-1.89	0.00	SYK	Stryker	A	2.28	0.00
2011-08-01	ABI	Anheuser-busch Inbev	D	-2.84	0.10	D	Dominion Resources	A	2.30	0.10
2011-09-01	AME	Ametek	C	-1.86	0.20	GR	Goodrich	A	2.55	0.20
2011-09-01	APH	Amphenol	C	-1.87	1.30	UNP	Union Pacific	A	2.45	1.30
2011-09-01	CBL	Cbl & Associates Properties	C	-1.88	0.50	DFS	Discover Financial Services	A	2.85	0.50
2011-09-01	FLR	Fluor	C	-1.87	0.60	BLL	Ball	A	2.42	0.60
2011-09-01	MTX	Minerals Technologies	C	-1.87	0.20	CLF	Cliffs Natural Resources	A	2.31	0.20
2011-09-01	SHAW	Shaw Group	D	-2.91	0.20	FAST	Fastenal	A	2.34	0.20
2011-09-01	SNY	Sanofi Adr Cognizant	C	-1.85	0.50	HUM	Humana	A	2.47	0.50
2011-09-01	CTSH	Technology Solutions	C	-1.87	1.30	CRM	Salesforce.com	A	2.96	1.30
2011-09-01	TRN	Terna	D	-2.88	0.30	CNP	Centerpoint Energy	A	2.34	0.30
2011-09-01	AMAT	Applied Materials	C	-1.89	2.20	TDC	Teradata	A	2.74	2.20
2011-09-01	PMCS	PMC-Sierra	D	-2.87	0.10	NSM	Nat Semiconductor	A	2.34	0.10
2011-09-01	ESC	Emeritus	C	-1.89	0.10	BIIB	Biogen	A	2.34	0.10
2011-09-01	BZH	Beazer Homes Usa	D	-2.94	0.00	MJN	Mead Johnson Nutrition	A	2.45	0.00
2011-09-01	LLOY	Lloyds Banking	D	-2.92	0.00	CBS	Cbs	A	2.31	0.00
2011-09-01	FSLR	First Solar	D	-2.91	0.10	FTI	Fmc Technologies	A	2.71	0.10
2011-09-01	CM-CSA	Comcast	C	-1.86	0.50	AMZN	Amazon.com	A	3.00	0.50
2011-09-01	336	Huabao International	D	-2.93	0.00	TIF	Tiffany	A	2.31	0.00
2011-09-01	HLS	Healthsouth	C	-1.87	0.10	CVH	Coventry Health Care	A	2.30	0.10
2011-09-01	CTL	Centurylink	D	-2.88	0.20	VZ	Verizon Communications	A	2.24	0.20
2011-09-01	CMI	Cummins	C	-1.87	0.60	PCP	Precision Castparts	A	2.26	0.60

Date	Ticker	Name	R	SM	W (%)	Ticker	Name	R	SM	W (%)
2011-09-01	CVS	Cvs Health	C	-1.85	0.50	WYNN	Wynn Resorts	A	3.00	0.50
2011-09-01	DHR	Danaher	C	-1.87	1.70	GWW	Ww Grainger	A	2.26	1.70
2011-09-01	RIG	Transocean	D	-2.89	0.30	COG	Cabot Oil & Gas	A	2.46	0.30
2011-09-01	CME	Cme	C	-1.85	0.60	EQR	Equity Residential	A	2.60	0.60
2011-09-01	EMR	Emerson Electric	D	-2.87	0.50	PLL	Pall Corp	A	2.26	0.50
2011-09-01	ESV	Ensco	C	-1.86	2.00	BHI	Baker Hughes	A	2.38	2.00
2011-09-01	EXP	Eagle Materials	D	-2.90	0.30	ROP	Roper Technologies	A	2.23	0.30
2011-09-01		Fidelity National Information Services	C	-1.86	0.30	CSX	Csx	A	2.23	0.30
2011-09-01	GLW	Corning	D	-2.89	3.30	CERN	Cerner	A	2.30	3.30
2011-09-01	6806	Hirose Electric	D	-2.87	0.10	D	Dominion Resources	A	2.30	0.10
2011-09-01	AMTD	Td Ameritrade	C	-1.89	0.30	AVB	Avalonbay Communities	A	2.56	0.30
2011-09-01	KBH	Kb Home	D	-2.93	0.20	GPC	Genuine Parts	A	2.37	0.20
2011-09-01	LEN	Lennar	C	-1.89	1.20	HRL	Hormel Foods	A	2.36	1.20
2011-09-01	9303	Sumitomo Warehouse	D	-2.87	0.00	MCD	Mcdonald's	A	2.28	0.00
2011-09-01	DAR	Darling Ingredients	C	-1.86	0.10	BF.B	Brown-forman	A	2.32	0.10
2011-09-01	MAS	Masco	D	-2.91	0.40	DOV	Dover	A	2.23	0.40
2011-09-01	INCY	Incyte	C	-1.88	0.10	DVA	Davita	A	2.29	0.10
2011-09-01	MDC	Mdc	D	-2.90	0.30	KO	Coca-cola	A	2.31	0.30
2011-09-01	NC	Nacco Industries	D	-2.90	0.10	CHRW	C.h.robinson Worldwide	A	2.22	0.10
2011-09-01	AMRN	Amarin Adr	C	-1.91	0.10	UNH	Unitedhealth	A	2.28	0.10
2011-09-01	ORCL	Oracle	C	-1.87	1.60	QCOM	Qualcomm	A	2.27	1.60
2011-09-01	OXY	Occidental Petroleum	C	-1.88	3.40	MRO	Marathon Oil	A	2.38	3.40
2011-09-01	PG	Procter & Gamble	C	-1.84	0.60	HOG	Harley-davidson	A	2.29	0.60
2011-09-01	PHM	Pultegroup	D	-2.91	0.50	MKC	Mccormick	A	2.28	0.50
2011-09-01	JBLU	Jetblue Airways	D	-2.89	0.20	CMG	Chipotle Mexican Grill	A	3.00	0.20
2011-09-01	RBC	Regal Beloit	C	-1.87	0.20	NSC	Norfolk Southern	A	2.21	0.20
2011-09-01	RHI	Robert Half International	D	-2.89	0.10	CTAS	Cintas	A	2.21	0.10
2011-09-01	RTN	Raytheon	D	-2.86	0.20	R	Ryder System	A	2.20	0.20
2011-09-01	RYL	Ryland Gp	D	-2.90	0.10	VFC	Vf	A	2.27	0.10
2011-09-01	SCHW	Charles Schwab	C	-1.90	0.60	VNO	Vornado Realty Trust	A	2.49	0.60
2011-09-01	UTHR	United Therapeutics	D	-2.90	0.40	SYK	Stryker	A	2.26	0.40
2011-09-01	TOL	Toll Brothers	C	-1.87	1.30	PM	Philip Morris International	A	2.25	1.30
2011-09-01	SIRO	Sirona Dental Systems	C	-1.87	0.40	ISRG	Intuitive Surgical	A	2.26	0.40
2011-09-01	TXT	Textron	C	-1.90	0.10	ITW	Illinois Tool Works	A	2.18	0.10
2011-09-01		Unisys Corp	D	-2.93	0.10	CPWR	Compuware Corp	A	2.26	0.10
2011-09-01	ITGR	Integer	C	-1.87	0.30	ITT	ITT Inc.	A	2.18	0.30
2011-09-01	VAL	The Valspar	C	-1.87	0.20	LMT	Lockheed Martin	A	2.18	0.20
2011-09-01	WFC	Wells Fargo	C	-1.88	0.60	PSA	Public Storage	A	2.42	0.60
2011-09-01	WMB	Williams Companies	C	-1.86	0.40	RRC	Range Resources	A	2.33	0.40
2011-09-01	X	United States Steel	D	-2.92	0.00	ECL	Ecolab	A	2.29	0.00
2011-09-01	IVZ	Invesco	D	-2.89	0.80	MA	Mastercard	A	2.29	0.80
2011-09-01	MRVL	Marvell Technology	D	-2.90	0.30	IBM	IBM	A	2.23	0.30
2011-09-01	CBG	Cbre	C	-1.92	0.20	IRM	Iron Mountain	A	2.27	0.20
2011-09-01	ESRX	Express Scripts	C	-1.87	1.00	CEPH	Cephalon	A	2.25	1.00
2011-09-01	ASML	Asml	C	-1.88	0.40	OKE	Oneok	A	2.28	0.40
2011-09-01	VRTX	Vertex Pharmaceuticals	C	-1.87	0.10	CI	Cigna	A	2.24	0.10
2011-09-01	S	Sprint Nextel	C	-1.89	0.20	NI	Nisource	A	2.45	0.20
2011-09-01	UHS	Universal Health Services	C	-1.88	0.20	AGN	Allergan	A	2.23	0.20
2011-09-01	RS	Reliance Steel And Aluminum	C	-1.89	0.10	FCX	Freeport-mcmoran	A	2.23	0.10
2011-09-01	CTRP	Ctrip.com International Adr	C	-1.86	0.10	TWC	Time Warner Cable Inc.	A	2.49	0.10
2011-09-01	JOE	The St. Joe	D	-2.89	0.90	AIV	Apartment Investment & Management	A	2.24	0.90
2011-09-01	AOL	AOL	D	-2.88	0.20	XLNX	Xilinx	A	2.20	0.20

Date	Ticker	Name	R	SM	W (%)	Ticker	Name	R	SM	W (%)
2011-09-01	JPM	Jpmorgan Chase	C	-1.87	0.20	MMC	Marsh & McLennan Cos	A	2.23	0.20
2011-09-01	848	Maoye International	D	-2.90	0.00	BBBY	Bed Bath & Beyond	A	2.26	0.00
2011-09-01	DHI	D.r. Horton	C	-1.87	1.00	LUK	Leucadia National	A	2.25	1.00
2011-09-01	ENH	Endurance Specialty	D	-2.88	0.10	V	Visa	A	2.22	0.10
2011-09-01	3968	China Merchants Bank	D	-2.87	0.30	WYN	Wyndham Worldwide	A	2.26	0.30
2011-09-01		Berkshire Hathaway B	D	-2.86	0.40	AXP	American Express	A	2.22	0.40
2011-09-01	MCK	Mckesson	C	-1.85	0.70	AZO	Autozone	A	2.45	0.70
2011-09-01	9427	eAccess	D	-2.93	0.60	JWN	Nordstrom	A	2.26	0.60
2011-09-01	DGI	Digitalglobe	D	-2.89	0.10	JEC	Jacobs Engineering	A	2.18	0.10
2011-09-01	DNR	Denbury Resources	C	-1.89	0.90	EQT	Eqst	A	2.31	0.90
2011-09-01	ACOR	Acorda Therapeutics	C	-1.87	0.10	FRX	Forest Laboratories	A	2.23	0.10
2011-09-01	AUXL	Auxilium Pharmaceuticals	D	-2.89	0.00	BAX	Baxter International	A	2.23	0.00
2011-09-01	SRCL	Stericycle	C	-1.85	0.20		Minnesota Mng.& Mfg	A	2.17	0.20
2011-09-01	LVLTL	Level 3 Communications	C	-1.89	0.00	ANF	Abercrombie & Fitch	A	2.34	0.00
2011-09-01	AKE	Arkema	C	-1.89	0.10	FD	Macy's	A	2.26	0.10
2011-09-01	ESSX	Essex Rent	C	-1.92	0.00	LLL	L-3 Communications	A	2.17	0.00
2011-09-01	SY1	Symrise	D	-2.86	0.30	EXPE	Expedia	A	2.26	0.30
2011-09-01	ANR	Alpha Natural Resources	D	-2.92	1.70	SIAL	Sigma Aldrich	A	2.23	1.70
2011-09-01	TRNO	Terreno Realty	D	-2.86	0.10	AOC	Aon plc	A	2.22	0.10
2011-09-01	ENS	Energysys	C	-1.91	0.40	BMS	Bemis	A	2.16	0.40
2011-09-01	JKS	Jinkosolar Adr	D	-2.90	0.10	NOV	National Oilwell Varco	A	2.30	0.10
2011-09-01	CNK	Cinemark	C	-1.84	0.00	CVC	Cablevision Systems Corp	A	2.43	0.00
2011-09-01	HTHT	China Lodging Adr	D	-2.90	0.10	AN	Autonation	A	2.37	0.10
2011-09-01	2038	Fih Mobile	D	-2.89	0.00	LO	Lorillard	A	2.25	0.00
2011-09-01	XNPT	XenoPort	D	-2.88	0.00	THC	Tenet Healthcare	A	2.22	0.00
2011-09-01	JASO	Ja Solar Adr	D	-2.94	0.10	CHK	Chesapeake Energy	A	2.28	0.10
2011-09-01	HIMX	Himax Technologies Adr	D	-2.91	0.00	CA	Ca	A	2.19	0.00
2011-09-01	HTWR	Heartware International	D	-2.89	0.00	GILD	Gilead Sciences	A	2.21	0.00
2011-09-01	ABI	Anheuser-busch Inbev	D	-2.85	0.10	CLX	Clorox	A	2.25	0.10
2011-10-03	AME	Ametek	C	-1.89	0.20	GR	Goodrich	A	2.75	0.20
2011-10-03	APH	Amphenol	D	-2.89	0.80	UNP	Union Pacific	A	2.40	0.80
2011-10-03	CBL	Cbl & Associates Properties	D	-2.91	0.40	VNO	Vornado Realty Trust	A	2.41	0.40
2011-10-03	FLR	Fluor	C	-1.90	0.40	BLL	Ball	A	2.36	0.40
2011-10-03	MTX	Minerals Technologies	D	-2.89	0.10	SIAL	Sigma Aldrich	A	2.22	0.10
2011-10-03	MET	Metlife	D	-2.91	0.30	PSA	Public Storage	A	2.37	0.30
2011-10-03	SHAW	Shaw Group	D	-2.92	0.20	GWW	Ww Grainger	A	2.25	0.20
2011-10-03	SLM	Slm	C	-1.89	0.10	KIM	Kimco Realty	A	2.34	0.10
2011-10-03	HES	Hess	D	-2.91	0.40	FTI	Fmc Technologies	A	2.59	0.40
2011-10-03	SNY	Sanofi Adr	C	-1.87	0.50	CEPH	Cephalon	A	2.25	0.50
2011-10-03	CTSH	Cognizant Technology Solutions	D	-2.88	2.30	TDC	Teradata	A	2.74	2.30
2011-10-03	TRN	Terna	D	-2.87	0.10					
2011-10-03	AMAT	Applied Materials	D	-2.90	0.60	QCOM	Qualcomm	A	2.25	0.60
2011-10-03	BNP	BNP Paribas	D	-2.92	0.10					
2011-10-03	ANTM	Anthem	C	-1.87	0.20	DVA	Davita	A	2.24	0.20
2011-10-03	SNC	Snc-lavalin	D	-2.89	0.00					
2011-10-03	BBY	Best Buy	D	-2.89	0.10	CMG	Chipotle Mexican Grill	A	3.00	0.10
2011-10-03	TSM	Taiwan Semiconductor Manufacturing Adr	C	-1.86	0.10	IBM	IBM	A	2.24	0.10
2011-10-03	FSLR	First Solar	D	-2.94	0.10	BHI	Baker Hughes	A	2.28	0.10

Date	Ticker	Name	R	SM	W (%)	Ticker	Name	R	SM	W (%)
2011-10-03	CM-CSA	Comcast	C	-1.87	0.10	TWC	Time Warner Cable Inc.	A	2.47	0.10
2011-10-03	HLS	Healthsouth	C	-1.92	0.00	ISRG	Intuitive Surgical	A	2.23	0.00
2011-10-03	CTL	Centurylink	D	-2.89	0.00	VZ	Verizon Communications	A	2.24	0.00
2011-10-03	CMI	Cummins	C	-1.89	1.20	PLL	Pall Corp	A	2.21	1.20
2011-10-03	CVS	Cvs Health	C	-1.86	0.60	AZO	Autozone	A	2.45	0.60
2011-10-03	YUM	Yum Brands	C	-1.86	0.00	AN	Autonation	A	2.29	0.00
2011-10-03	DHR	Danaher	C	-1.88	1.20	ROP	Roper Technologies	A	2.20	1.20
2011-10-03	RIG	Transocean	D	-2.91	1.00	RRC	Range Resources	A	2.28	1.00
2011-10-03	CME	Cme	D	-2.86	0.50	V	Visa	A	2.21	0.50
2011-10-03	EMC	EMC Corp	C	-1.88	0.50	XLNX	Xilinx	A	2.18	0.50
2011-10-03	EMR	Emerson Electric	D	-2.88	0.60	CSX	Csx	A	2.19	0.60
2011-10-03	ALB	Albemarle	C	-1.91	0.20	FMC	Fmc	A	2.20	0.20
2011-10-03	ESV	Ensko	D	-2.89	1.00	EQT	Eqt	A	2.26	1.00
2011-10-03	GMCR	Keurig Green Mountain	C	-1.87	1.40	MJN	Mead Johnson Nutrition	A	2.43	1.40
2011-10-03	FISV	Fiserv	D	-2.87	0.20	NSC	Norfolk Southern	A	2.19	0.20
2011-10-03	NEE	Nextera Energy	C	-1.85	0.50	NI	Nisource	A	2.44	0.50
2011-10-03	EXP	Eagle Materials	D	-2.92	0.20	DOV	Dover	A	2.18	0.20
2011-10-03		Fidelity National Information Services	D	-2.88	0.30	LMT	Lockheed Martin	A	2.17	0.30
2011-10-03	GE	General Electric	C	-1.89	1.10	TSS	Total System Services	A	2.17	1.10
2011-10-03	GLW	Corning	D	-2.92	0.30	DELL	Dell	A	2.18	0.30
2011-10-03	CHK	Chesapeake Energy	C	-1.89	0.10	NOV	National Oilwell Varco	A	2.23	0.10
2011-10-03	PCLN	The Priceline	C	-1.86	0.60	MCD	Mcdonald's	A	2.26	0.60
2011-10-03	MS	Morgan Stanley	D	-2.93	0.80	AOC	Aon plc	A	2.19	0.80
2011-10-03	IR	Ingersoll-rand	D	-2.92	1.00	ITT	ITT Inc.	A	2.16	1.00
2011-10-03	ADSK	Autodesk	D	-2.91	0.40	GOOGL	Google Class A	A	2.17	0.40
2011-10-03	AMTD	Td Ameritrade	D	-2.90	0.40	AMB	Prologis	A	2.17	0.40
2011-10-03	PLCM	Polycom	C	-1.91	0.10	TLAB	Tellabs	B	1.18	0.10
2011-10-03	KLAC	Kla-tencor	C	-1.88	0.10	BRCM	Broadcom Corp	B	1.17	0.10
2011-10-03	COL	Rockwell Collins	D	-2.87	0.10	R	Ryder System	A	2.16	0.10
2011-10-03	LEN	Lennar	D	-2.90	0.70	HRL	Hormel Foods	A	2.35	0.70
2011-10-03	9303	Sumitomo Warehouse	D	-2.87	0.00					
2011-10-03	DAR	Darling Ingredients	C	-1.90	0.10	KO	Coca-cola	A	2.29	0.10
2011-10-03	MAN	Manpower Rg	D	-2.92	0.20	D	Dominion Resources	A	2.30	0.20
2011-10-03	MAS	Masco	D	-2.92	0.20	GAS	Nicor	A	2.22	0.20
2011-10-03	INCY	Incyte	C	-1.89	0.10	AGN	Allergan	A	2.23	0.10
2011-10-03	MDC	Mdc	D	-2.92	0.00	VFC	Vf	A	2.28	0.00
2011-10-03	MOT	Motorola Solutions	C	-1.86	0.40	LXK	Lexmark Intl	B	1.16	0.40
2011-10-03	NC	Nacco Industries	D	-2.92	0.10	CEG	Constellation Energy	A	2.22	0.10
2011-10-03	RSG	Republic Services	D	-2.85	0.40	HRB	H.& R.block	A	2.21	0.40
2011-10-03	AMRN	Amarin Adr	C	-1.93	0.00	BMJ	Bristol-myers Squibb	A	2.22	0.00
2011-10-03	NCM	Newcrest Mining	D	-2.86	0.20					
2011-10-03	OXY	Occidental Petroleum	C	-1.90	1.60	SWN	Southwestern Energy	A	2.17	1.60
2011-10-03	PG	Procter & Gamble	C	-1.84	1.60	HOG	Harley-davidson	A	2.26	1.60
2011-10-03	EPD	Enterprise Products Partners	D	-2.84	0.10	HP	Helmerich & Payne	A	2.16	0.10
2011-10-03	PHM	Pultegroup	D	-2.93	0.00	LO	Lorillard	A	2.25	0.00
2011-10-03		Wal-mart De	D	-2.85	0.20					
2011-10-03	WALMEX	Walmart Mexico	D	-2.85	0.20					
2011-10-03	JBLU	Jetblue Airways	D	-2.91	0.20	JWN	Nordstrom	A	2.26	0.20
2011-10-03	PVH	Pvh	C	-1.88	0.20	PM	Philip Morris International	A	2.23	0.20
2011-10-03	RBC	Regal Beloit	D	-2.91	0.10	EXPE	Expedia	A	2.21	0.10
2011-10-03	BXP	Boston Properties	C	-1.87	0.20	WY	Weyerhaeuser	A	2.17	0.20
2011-10-03	RHI	Robert Half International	D	-2.90	0.20	WAG	Walgreens Boots Alliance	A	2.20	0.20
2011-10-03	RYL	Ryland Gp	D	-2.91	0.10	HSY	The Hershey	A	2.21	0.10
2011-10-03	SCHW	Charles Schwab	D	-2.91	0.40	LTD	L Brands	A	2.20	0.40
2011-10-03	SJM	Jm Smucker	C	-1.85	0.10	LUK	Leucadia National	A	2.19	0.10
2011-10-03	UTHR	United Therapeutics	D	-2.91	0.30	CI	Cigna	A	2.21	0.30

Date	Ticker	Name	R	SM	W (%)	Ticker	Name	R	SM	W (%)
2011-10-03	TOL	Toll Brothers	D	-2.90	0.70	DPS	Dr Pepper Snapple	A	2.18	0.70
2011-10-03	SIRO	Sirona Dental Systems	C	-1.88	0.40	CELG	Celgene	A	2.19	0.40
2011-10-03	TXT	Textron	D	-2.90	0.30	PGN	Progress Energy	A	2.20	0.30
2011-10-03	ITGR	Integer	D	-2.89	0.10	COST	Costco Wholesale	A	2.19	0.10
2011-10-03	VAL	The Valspar	D	-2.87	0.10	DUK	Duke Energy	A	2.19	0.10
2011-10-03	WFC	Wells Fargo	D	-2.89	2.30	PPL	Ppl	A	2.19	2.30
2011-10-03	WMB	Williams Companies	C	-1.88	0.20	CAM	Cameron International Corp.	A	2.16	0.20
2011-10-03	RHT	Red Hat	D	-2.85	0.20	ED	Consolidated Edison	A	2.19	0.20
2011-10-03	JNPR	Juniper Networks	D	-2.94	0.20	CMS	Cms Energy	A	2.19	0.20
2011-10-03	MRVL	Marvell Technology	D	-2.90	0.60	AEE	Ameren	A	2.19	0.60
2011-10-03	IART	Integra Lifesciences	D	-2.89	0.40	DGX	Quest Diagnostics	A	2.18	0.40
2011-10-03	BARC	Barclays	D	-2.92	0.10	BDX	Becton Dickinson	A	2.18	0.50
2011-10-03	ESRX	Express Scripts	D	-2.90	0.50	THC	Tenet Healthcare	A	2.15	0.10
2011-10-03	ASML	Asml	C	-1.87	0.40	XEL	Xcel Energy	A	2.19	1.00
2011-10-03	VRTX	Vertex Pharmaceuticals	C	-1.88	0.10	FE	Firstenergy	A	2.19	0.30
2011-10-03	CSCO	Cisco Systems	D	-2.90	1.00	SO	Southern	A	2.18	0.00
2011-10-03	AVGO	Avago Technologies	C	-1.86	0.30	KR	Kroger	A	2.18	0.00
2011-10-03	UHS	Universal Health Services	C	-1.91	0.00	AEP	American Electric Power	A	2.18	0.10
2011-10-03	ARIA	Ariad Pharmaceutic	C	-1.87	0.00	PPG	Ppg Industries	A	2.18	0.10
2011-10-03	INVA	Innoviva	D	-2.89	0.10	BBBY	Bed Bath & Beyond	A	2.26	0.10
2011-10-03	RS	Reliance Steel And Aluminum	D	-2.91	0.10	NRG	Nrg Energy	A	2.18	0.70
2011-10-03	NESN	Nestle	D	-2.85	0.30	CNP	Centerpoint Energy	A	2.33	0.20
2011-10-03	CTRP	Ctrip.com International Adr	C	-1.90	0.10	EXC	Exelon	A	2.17	0.10
2011-10-03	JOE	The St. Joe	D	-2.91	0.70	GIS	General Mills	A	2.18	0.80
2011-10-03	EIX	Edison International	C	-1.84	0.20	PEG	Public Service Enterprise	A	2.17	0.10
2011-10-03	AOL	AOL	D	-2.91	0.10	APOL	Apollo Educat Grp	A	2.16	1.30
2011-10-03	ALO	Alstom	D	-2.91	0.30	CBS	Cbs	A	2.24	0.60
2011-10-03	DHI	D.r. Horton	D	-2.90	0.80	IGT	International Game Technology PLC	A	2.15	0.20
2011-10-03	ENH	Endurance Specialty	D	-2.89	0.10	DV	Devry Education	A	2.14	0.10
2011-10-03		Berkshire Hathaway B	D	-2.87	1.30	QEP	Qep Resources	A	2.15	0.30
2011-10-03	MCK	Mckesson	C	-1.86	0.60	CNX	Consol Energy	A	2.12	0.10
2011-10-03	STX	Seagate Technology	D	-2.91	0.20	PCG	Pg&e	B	1.18	0.90
2011-10-03	DGI	Digitalglobe	D	-2.91	0.10	TGT	Target	B	1.17	0.60
2011-10-03	DNR	Denbury Resources	D	-2.93	0.30	SCG	Scana	B	1.17	0.40
2011-10-03	ACOR	Acorda Therapeutics	C	-1.91	0.10	URBN	Urban Outfitters	B	1.13	1.30
2011-10-03	USB	Us Bancorp	D	-2.86	0.90	SNA	Snap-on	A	2.18	0.30
2011-10-03	SNDK	Sandisk Corp	D	-2.88	0.60	AUXL	Auxilium Pharmaceuticals	D	-2.90	0.00
2011-10-03	CTXS	Citrix Systems	D	-2.90	0.40	SRCL	Stericycle	C	-1.86	0.10
2011-10-03	C	Citigroup	D	-2.92	1.30	IM	Ingram Micro	D	-2.88	0.10
2011-10-03	TUP	Tupperware Brands	C	-1.88	0.30	ARQL	Arqule	D	-2.90	0.00
2011-10-03		Auxilium Pharmaceuticals	D	-2.90	0.00	AS-CMA	Ascent Capital	C	-1.89	0.00
2011-10-03	AUXL	Auxilium Pharmaceuticals	D	-2.90	0.00	BKD	Brookdale Senior Living	D	-2.93	0.20
2011-10-03	SRCL	Stericycle	C	-1.86	0.10	NI-HDQ	NII Holdings	D	-2.91	0.10
2011-10-03	IM	Ingram Micro	D	-2.88	0.10	IVN	Turquoise Hill Resources	C	-1.92	0.40
2011-10-03	ARQL	Arqule	D	-2.90	0.00	TDG	Transdigm	C	-1.86	0.10
2011-10-03	AS-CMA	Ascent Capital	C	-1.89	0.00	MHS	Medco Health Solutions	D	-2.88	0.20
2011-10-03	BKD	Brookdale Senior Living	D	-2.93	0.20					
2011-10-03	NI-HDQ	NII Holdings	D	-2.91	0.10					
2011-10-03	IVN	Turquoise Hill Resources	C	-1.92	0.40					
2011-10-03	TDG	Transdigm	C	-1.86	0.10					
2011-10-03	MHS	Medco Health Solutions	D	-2.88	0.20					

Date	Ticker	Name	R	SM	W (%)	Ticker	Name	R	SM	W (%)
2011-10-03	SY1	Symrise	D	-2.87	0.20					
2011-10-03	ILD	Iliad	C	-1.85	0.00					
2011-10-03	ANR	Alpha Natural Resources	D	-2.96	0.50					
2011-10-03	TRNO	Terreno Realty	D	-2.89	0.10					
2011-10-03	ENS	Energys	D	-2.93	0.30					
2011-10-03	CIT	Cit	D	-2.89	0.30					
2011-10-03	HTHT	China Lodging Adr	D	-2.92	0.00	ABC	Amerisourcebergen	A	2.22	0.00
2011-10-03	XNPT	XenoPort	D	-2.91	0.00					
2011-10-03	JASO	Ja Solar Adr	D	-2.97	0.00					
2011-10-03	RDS.A	Royal Dutch Shell Adr	C	-1.87	0.50	NBL	Noble Energy	A	2.14	0.50
2011-10-03	HIMX	Himax Technologies Adr	D	-2.93	0.00					
2011-10-03	GTATQ	GT Advanced Technologies	C	-1.94	0.10					
2011-10-03	LULU	Lululemon Athletica	C	-1.88	0.40	MON	Monsanto	A	2.16	0.40
2011-10-03	HTWR	Heartware International	D	-2.88	0.10					
2011-10-03	LYB	Lyondellbasell Industries	C	-1.91	0.40	CLF	Cliffs Natural Resources	A	2.18	0.40
2011-10-03	AVGO	Broadcom	C	-1.86	0.20					
2011-10-03	TIVO	Tivo	D	-2.89	0.20					
2011-10-03	ABI	Anheuser-busch Inbev	D	-2.84	0.30					
2011-11-01	AME	Ametek	D	-2.86	0.30	GR	Goodrich	A	2.77	0.30
2011-11-01	CBL	Cbl & Associates Properties	D	-2.87	0.40	PSA	Public Storage	A	2.44	0.40
2011-11-01	FLR	Fluor	D	-2.88	0.40	BLL	Ball	A	2.40	0.40
2011-11-01	MET	Metlife	D	-2.89	0.50	V	Visa	A	2.23	0.50
2011-11-01	SLM	Slm	C	-1.87	0.30	AOC	Aon plc	A	2.21	0.30
2011-11-01	HES	Hess	D	-2.89	0.50	RRC	Range Resources	A	2.35	0.50
2011-11-01	SNY	Sanofi Adr	C	-1.86	0.60	ISRG	Intuitive Surgical	A	2.29	0.60
2011-11-01	BNP	Bnp Paribas	D	-2.92	0.20	CAH	Cardinal Health	A	2.24	0.20
2011-11-01	APC	Anadarko Petroleum	C	-1.85	0.70	BHI	Baker Hughes	A	2.34	0.70
2011-11-01	VMW	Vmware	C	-1.85	0.30	TDC	Teradata	A	2.83	0.30
2011-11-01	ANTM	Anthem Taiwan	C	-1.86	0.50	AGN	Allergan	A	2.24	0.50
2011-11-01	TSM	Semiconductor Manufacturing Adr	C	-1.85	0.30	QCOM	Qualcomm	A	2.26	0.30
2011-11-01	CVS	Cvs Health	C	-1.85	0.60	TWC	Time Warner Cable Inc.	A	2.48	0.60
2011-11-01	RIG	Transocean	D	-2.89	1.00	EQT	Eqt	A	2.31	1.00
2011-11-01	CME	Cme	D	-2.86	0.40	CB	Chubb	A	2.20	0.40
2011-11-01	EMC	EMC Corp	C	-1.86	0.80	IBM	IBM	A	2.25	0.80
2011-11-01	EMR	Emerson Electric	D	-2.86	0.80	ACN	Accenture Cl A	A	2.36	0.80
2011-11-01	ALB	Albemarle	D	-2.88	0.20	TIE	Titanium Metals	B	1.20	0.20
2011-11-01	GMCR	Keurig Green Mountain	C	-1.91	1.30	MJN	Mead Johnson Nutrition	A	2.45	1.30
2011-11-01	NEE	Nextera Energy Fidelity National	C	-1.84	0.50	NI	Nisource	A	2.45	0.50
2011-11-01		Information Services	D	-2.88	0.30	GWW	Ww Grainger	A	2.29	0.30
2011-11-01	GE	General Electric	D	-2.88	1.80	ROP	Roper Technologies	A	2.24	1.80
2011-11-01	CHK	Chesapeake Energy	C	-1.87	0.20	NOV	National Oilwell Varco	A	2.31	0.20
2011-11-01	PCLN	The Priceline	C	-1.85	0.60	AZO	Autozone	A	2.47	0.60
2011-11-01	MS	Morgan Stanley	D	-2.91	1.30	CB	Chubb Corp	A	2.20	1.30
2011-11-01	6954	Fanuc	D	-2.86	0.10	CEG	Constellation Energy	A	2.23	0.10
2011-11-01	IR	Ingersoll-rand	D	-2.90	1.00	NSC	Norfolk Southern	A	2.23	1.00
2011-11-01	ADSK	Autodesk	D	-2.88	0.40	XLNX	Xilinx	A	2.22	0.40
2011-11-01	AMTD	Td Ameritrade	D	-2.88	0.40	MMC	Marsh & McLennan Cos	A	2.19	0.40
2011-11-01	PLCM	Polycom	C	-1.92	0.10	INTC	Intel	A	2.21	0.10
2011-11-01	COL	Rockwell Collins	D	-2.87	0.30	TSS	Total System Services	A	2.20	0.30
2011-11-01	8591	Orix	D	-2.86	0.20	HRB	H.& R.block	A	2.23	0.20
2011-11-01	CRM	Salesforce.com	D	-2.84	1.20	DELL	Dell	A	2.19	1.20
2011-11-01	LEN	Lennar	D	-2.88	0.60	HRL	Hormel Foods	A	2.38	0.60

Date	Ticker	Name	R	SM	W (%)	Ticker	Name	R	SM	W (%)
2011-11-01	LOW	Lowe's Companies	D	-2.87	0.50	AN	Autonation	A	2.35	0.50
2011-11-01	LUV	Southwest Airlines	D	-2.89	0.10	CBS	Cbs	A	2.31	0.10
2011-11-01	MAN	Manpower Rg	D	-2.90	0.50	FAST	Fastenal	A	2.19	0.50
2011-11-01	MDR	Mcdermott International	D	-2.93	0.10	EP	El Paso Corporation	A	2.24	0.10
2011-11-01	NCM	Newcrest Mining	D	-2.86	0.20	LTD	L Brands	A	2.23	0.20
2011-11-01	PVH	Pvh	C	-1.84	0.30	VFC	Vf	A	2.32	0.30
2011-11-01	EW	Edwards Lifesciences	D	-2.87	0.30	CI	Cigna	A	2.23	0.30
2011-11-01	RBC	Regal Beloit	D	-2.89	0.20	LMT	Lockheed Martin	A	2.18	0.20
2011-11-01	RHI	Robert Half International	D	-2.87	0.50	PH	Parker-hannifin	B	1.22	0.50
2011-11-01	RYL	Ryland Gp	D	-2.88	0.20	KO	Coca-cola	A	2.30	0.20
2011-11-01	SCHW	Charles Schwab	D	-2.90	0.20	SPG	Simon Property	A	2.19	0.20
2011-11-01	SLB	Schlumberger	D	-2.88	0.50	HP	Helmerich & Payne	A	2.22	0.50
2011-11-01	RADL3	Raia Drogasil	D	-2.85	0.10	GAS	Nicor	A	2.23	0.10
2011-11-01	TMO	Thermo Fisher Scientific	D	-2.88	0.30	BMJ	Bristol-myers Squibb	A	2.22	0.30
2011-11-01	TOL	Toll Brothers	D	-2.87	0.60	HOG	Harley-davidson	A	2.29	0.60
2011-11-01	ALV	Autoliv	D	-2.89	0.10	LO	Lorillard	A	2.24	0.10
2011-11-01	TXT	Textron	D	-2.89	0.50	TEL	Te Connectivity	B	1.21	0.50
2011-11-01	UTX	United Technologies	D	-2.86	1.10	PWR	Quanta Services	B	1.20	1.10
2011-11-01	WFC	Wells Fargo	D	-2.88	2.30	HCP	Hcp	A	2.19	2.30
2011-11-01	JNPR	Juniper Networks	D	-2.91	0.40	INTU	Intuit	A	2.19	0.40
2011-11-01	ALR	Alere	D	-2.90	0.00	CELG	Celgene	A	2.20	0.00
2011-11-01	IART	Integra Lifesciences	D	-2.90	0.20	HUM	Humana	A	2.20	0.20
2011-11-01	BARC	Barclays	D	-2.91	0.20	BIG	Big Lots	A	2.21	0.20
2011-11-01	ESRX	Express Scripts	D	-2.88	0.50	ABT	Abbott Laboratories	A	2.19	0.50
2011-11-01	ASML	Asml	C	-1.85	0.50	FDO	Family Dollar Stores	A	2.21	0.50
2011-11-01	VRTX	Vertex Pharmaceuticals	C	-1.89	0.10	BCR	C R Bard	A	2.18	0.10
2011-11-01	EBAY	Ebay	C	-1.85	0.90	JWN	Nordstrom	A	2.29	0.90
2011-11-01	AVGO	Avago Technologies	C	-1.86	0.30	MSFT	Microsoft	A	2.18	0.30
2011-11-01	1025	Wumart Stores -h	D	-2.87	0.00	ROST	Ross Stores	A	2.21	0.00
2011-11-01	MU	Micron Technology	D	-2.93	0.20	FFIV	F5 Networks	B	1.24	0.20
2011-11-01	ARIA	Ariad Pharmaceutic	C	-1.82	0.00	DGX	Quest Diagnostics	B	1.19	0.00
2011-11-01	RS	Reliance Steel And Aluminum	D	-2.88	0.20	PPG	Ppg Industries	B	1.19	0.20
2011-11-01	CTRP	Ctrip.com International Adr	D	-2.89	0.10	BBBY	Bed Bath & Beyond	A	2.29	0.10
2011-11-01	JOE	The St. Joe	D	-2.92	0.40	STT	State Street	B	1.21	0.40
2011-11-01	JPM	Jpmorgan Chase	D	-2.89	0.20	TRV	Travelers Companies	B	1.20	0.20
2011-11-01	ALO	Alstom	D	-2.91	0.20	HD	The Home Depot	A	2.21	0.20
2011-11-01	RAX	Rackspace Hosting	C	-1.86	0.00	NVLS	Novellus Systems	B	1.21	0.00
2011-11-01	ACOR	Acorda Therapeutics	D	-2.90	0.10	MRK	Merck & Co	B	1.18	0.10
2011-11-01	AET	Aetna	C	-1.86	0.10	CNP	Centerpoint Energy	A	2.35	0.10
2011-11-01	C	Citigroup	D	-2.91	1.90	AIZ	Assurant	B	1.20	1.90
2011-11-01	TUP	Tupperware Brands	C	-1.87	0.30	HSY	The Hershey	A	2.21	0.30
2011-11-01	LPKR	Lippo Karawaci	C	-1.88	0.50	SE	Spectra Energy	A	2.20	0.50
2011-11-01	BKD	Brookdale Senior Living	D	-2.91	0.20	D	Dominion Resources	A	2.31	0.20
2011-11-01	IVN	Turquoise Hill Resources	D	-2.88	0.40	PGN	Progress Energy	A	2.20	0.40
2011-11-01	OC	Owens Corning	D	-2.88	0.40	R	Ryder System	B	1.19	0.40
2011-11-01	KBR	Kbr	D	-2.89	0.10	MOLX	Molex	B	1.19	0.10
2011-11-01	ANR	Alpha Natural Resources	D	-2.94	0.60	APD	Air Products & Chemicals	B	1.19	0.60
2011-11-01	VOLC	Volcano Corp.	C	-1.88	0.10	MCD	Mcdonald's	A	2.28	0.10
2011-11-01	TRNO	Terreno Realty	D	-2.89	0.10	TMK	Torchmark	B	1.20	0.10
2011-11-01	CIT	Cit	D	-2.88	0.30	XL	XL	B	1.19	0.30
2011-11-01	XNPT	XenoPort	D	-2.90	0.00	ABC	Amerisourcebergen	A	2.24	0.00
2011-11-01	RDS.A	Royal Dutch Shell Adr	C	-1.85	0.60	SWN	Southwestern Energy	A	2.22	0.60

Date	Ticker	Name	R	SM	W (%)	Ticker	Name	R	SM	W (%)
2011-11-01	BIDU	Baidu Adr	C	-1.86	0.50	YHOO	Yahoo	B	1.20	0.50
2011-11-01	GTATQ	GT Advanced Technologies	C	-1.92	0.10	LLTC	Linear Technology	B	1.20	0.10
2011-11-01	LULU	Lululemon Athletica	C	-1.86	0.40	TSN	Tyson Foods	A	2.20	0.40
2011-11-01	HTWR	Heartware International	D	-2.89	0.10	VZ	Verizon Communications	A	2.24	0.10
2011-11-01	LYB	Lyondellbasell Industries	D	-2.88	0.40	ARG	Airgas Inc	B	1.18	0.40
2011-11-01	AVGO	Broadcom	C	-1.86	0.40	GOOGL	Google Class A	B	1.19	0.40
2011-11-01	TIVO	Tivo	D	-2.87	0.30	TLAB	Tellabs	B	1.19	0.30
2011-12-01	CBL	Cbl & Associates Properties	D	-2.88	0.40	PSA	Public Storage	A	2.45	0.40
2011-12-01	FLR	Fluor	D	-2.88	0.40	GR	Goodrich	A	2.77	0.40
2011-12-01	MET	Metlife	D	-2.89	0.50	V	Visa	A	2.25	0.50
2011-12-01	SLM	Slm	D	-2.88	0.30	MCO	Moody's	A	2.22	0.30
2011-12-01	HES	Hess	D	-2.89	0.70	RRC	Range Resources	A	2.36	0.70
2011-12-01	SNY	Sanofi Adr	C	-1.86	0.50	ISRG	Intuitive Surgical	A	2.29	0.50
2011-12-01	BNP	BNP Paribas	D	-2.92	0.10	NI	Nisource	A	2.48	0.10
2011-12-01	BAC	Bank Of America	D	-2.94	0.20	AOC	Aon plc	A	2.21	0.20
2011-12-01	RIG	Transocean	D	-2.91	0.30	EQT	Eqst	A	2.31	0.30
2011-12-01	CME	Cme	D	-2.86	0.30	NDAQ	Nasdaq	A	2.21	0.30
2011-12-01	EMC	EMC Corp	D	-2.86	0.70	TDC	Teradata	A	2.79	0.70
2011-12-01	ALB	Albemarle	D	-2.87	0.20	ARG	Airgas Inc	A	2.20	0.20
2011-12-01	GMCR	Keurig Green Mountain	C	-1.92	1.00	MJN	Mead Johnson Nutrition	A	2.48	1.00
2011-12-01		Fidelity National Information Services	D	-2.88	0.30	ACN	Accenture Cl A	A	2.36	0.30
2011-12-01	K	Kinross Gold	D	-2.87	0.20	CNP	Centerpoint Energy	A	2.34	0.20
2011-12-01	GE	General Electric	D	-2.88	2.00	GWW	Ww Grainger	A	2.32	2.00
2011-12-01	HAL	Halliburton	D	-2.89	0.30	HP	Helmerich & Payne	A	2.25	0.30
2011-12-01	CHK	Chesapeake Energy	C	-1.88	0.20	EP	El Paso Corporation	A	2.25	0.20
2011-12-01	MS	Morgan Stanley	D	-2.92	1.00	AIZ	Assurant	A	2.21	1.00
2011-12-01	IR	Ingersoll-rand	D	-2.89	1.00	ROP	Roper Technologies	A	2.26	1.00
2011-12-01	AMTD	Td Ameritrade	D	-2.88	0.40	CB	Chubb Corp	A	2.20	0.40
2011-12-01	PLCM	Polycom	D	-2.92	0.10	QCOM	Qualcomm	A	2.29	0.10
2011-12-01	COL	Rockwell Collins	D	-2.86	0.30	JBL	Jabil Circuit	A	2.24	0.30
2011-12-01	8591	Orix	D	-2.87	0.20	D	Dominion Resources	A	2.31	0.20
2011-12-01	CRM	Salesforce.com	D	-2.86	1.10	IBM	IBM	A	2.26	1.10
2011-12-01	NXPI	Nxp Semiconductors	D	-2.92	0.20	XLNX	Xilinx	A	2.22	0.20
2011-12-01	LUV	Southwest Airlines	D	-2.89	0.10	AZO	Autozone	A	2.48	0.10
2011-12-01	MAN	Manpower Rg	D	-2.91	0.40	NSC	Norfolk Southern	A	2.24	0.40
2011-12-01	MDR	Mcdermott International	D	-2.92	0.10	FTI	Fmc Technologies	A	2.23	0.10
2011-12-01	NCM	Newcrest Mining	D	-2.85	0.20	JWN	Nordstrom	A	2.27	0.20
2011-12-01	EW	Edwards Lifesciences	D	-2.88	0.30	AGN	Allergan	A	2.24	0.30
2011-12-01	RBC	Regal Beloit	D	-2.88	0.20	FAST	Fastenal	A	2.22	0.20
2011-12-01	RHI	Robert Half International	D	-2.87	0.60	PWR	Quanta Services	A	2.21	0.60
2011-12-01	SCHW	Charles Schwab	D	-2.90	0.30	MMC	Marsh & McLennan Cos	A	2.20	0.30
2011-12-01	SLB	Schlumberger	D	-2.87	0.50	WMB	Williams Companies	A	2.23	0.50
2011-12-01	TMO	Thermo Fisher Scientific	D	-2.88	0.30	CI	Cigna	A	2.23	0.30
2011-12-01	ALV	Autoliv	D	-2.89	0.30	HRL	Hormel Foods	A	2.40	0.30
2011-12-01	TXT	Texttron	D	-2.89	0.50	MWV	MeadWestvaco	A	2.21	0.50
2011-12-01	UTX	United Technologies	D	-2.86	1.40	TYC	Tyco International	A	2.21	1.40
2011-12-01	CF	Cf Industries	C	-1.87	0.30	ECL	Ecolab	A	2.19	0.30
2011-12-01	WFC	Wells Fargo	D	-2.87	2.30	CB	Chubb	A	2.19	2.30
2011-12-01	UNFI	United Natural Foods	D	-2.86	0.00	CBS	Cbs	A	2.32	0.00
2011-12-01	JNPR	Juniper Networks	D	-2.92	0.40	INTC	Intel	A	2.22	0.40
2011-12-01	ALR	Alere	D	-2.90	0.20	BMJ	Bristol-myers Squibb	A	2.23	0.20

Date	Ticker	Name	R	SM	W (%)	Ticker	Name	R	SM	W (%)
2011-12-01	IART	Integra Lifesciences	D	-2.90	0.10	HUM	Humana	A	2.22	0.10
2011-12-01	BARC	Barclays	D	-2.91	0.10	LO	Lorillard	A	2.25	0.10
2011-12-01	ESRX	Express Scripts	D	-2.87	0.60	CELG	Celgene	A	2.20	0.60
2011-12-01	VRTX	Vertex Pharmaceuticals	C	-1.92	0.20	PFE	Pfizer	A	2.20	0.20
2011-12-01	EBAY	Ebay	C	-1.86	0.90	MCD	Mcdonald's	A	2.29	0.90
2011-12-01	AVGO	Avago Technologies	C	-1.86	0.20	GOOGL	Google Class A	A	2.20	0.20
2011-12-01	MU	Micron Technology	D	-2.92	0.30	DELL	Dell	A	2.20	0.30
2011-12-01	MTW	Manitowoc	D	-2.92	0.10	TSS	Total System Services	A	2.20	0.10
2011-12-01	JPM	Jpmorgan Chase	D	-2.89	0.20	HCP	Hcp	A	2.19	0.20
2011-12-01	ALO	Alstom	D	-2.91	0.20	HRB	H.& R.block	A	2.25	0.20
2011-12-01	ACOR	Acorda Therapeutics	D	-2.88	0.10	ABT	Abbott Laboratories	A	2.19	0.10
2011-12-01	C	Citigroup	D	-2.91	1.60	SPG	Simon Property	A	2.19	1.60
2011-12-01	TUP	Tupperware Brands	C	-1.87	0.30	VFC	Vf	A	2.33	0.30
2011-12-01	LPKR	Lippo Karawaci	C	-1.87	0.50	VZ	Verizon Communications	A	2.25	0.50
2011-12-01	BKD	Brookdale Senior Living	D	-2.91	0.20	VAR	Varian Medical Systems	B	1.21	0.20
2011-12-01	IVN	Turquoise Hill Resources	D	-2.88	0.40	CEG	Constellation Energy	A	2.24	0.40
2011-12-01	OC	Owens Corning	D	-2.87	0.40	LMT	Lockheed Martin	A	2.19	0.40
2011-12-01	KBR	Kbr	D	-2.88	0.10	ADP	Automatic Data Processing	A	2.19	0.10
2011-12-01	ANR	Alpha Natural Resources	D	-2.94	0.30	NUE	Nucor	B	1.21	0.30
2011-12-01	EDU	New Oriental Education & Technology Adr	C	-1.88	0.30	BBBY	Bed Bath & Beyond	A	2.28	0.30
2011-12-01	VOLC	Volcano Corp.	D	-2.88	0.10	DGX	Quest Diagnostics	B	1.21	0.10
2011-12-01	CIT	Cit	D	-2.87	0.30	AFL	Aflac	B	1.23	0.30
2011-12-01	SOA	Solutia	D	-2.90	0.00	PPG	Ppg Industries	B	1.20	0.00
2011-12-01	XNPT	XenoPort	D	-2.92	0.00	MDT	Medtronic	B	1.19	0.00
2011-12-01	BIDU	Baidu Adr	C	-1.86	0.50	INTU	Intuit	A	2.19	0.50
2011-12-01	GTATQ	GT Advanced Technologies	D	-2.92	0.10	MSFT	Microsoft	A	2.18	0.10
2011-12-01	LULU	Lululemon Athletica	C	-1.88	0.30	HOG	Harley-davidson	A	2.29	0.30
2011-12-01	LYB	Lyondellbasell Industries	D	-2.88	0.20	FMC	Fmc	B	1.19	0.20
2011-12-01	MAIL	Mail.ru Gdr	D	-2.88	0.10	CAH	Cardinal Health	A	2.24	0.10
2011-12-01	AVGO	Broadcom	C	-1.86	0.30	FFIV	F5 Networks	B	1.26	0.30
2011-12-01	BHGE	Baker Hughes, A Ge	D	-2.88	0.50	TSO	Tesoro	A	2.22	0.50
2012-01-02	FLR	Fluor	D	-2.89	0.40	GR	Goodrich	A	2.78	0.40
2012-01-02	MET	Metlife	D	-2.89	0.40	PSA	Public Storage	A	2.47	0.40
2012-01-02	HES	Hess	D	-2.89	0.70	RRC	Range Resources	A	2.31	0.70
2012-01-02	BNP	Bnp Paribas	D	-2.91	0.10	NI	Nisource	A	2.50	0.10
2012-01-02	GES	Guess?	D	-2.89	0.20	CBS	Cbs	A	2.34	0.20
2012-01-02	CERN	Cerner	C	-1.86	0.20	TDC	Teradata	A	2.71	0.20
2012-01-02	CME	Cme	D	-2.86	0.30	V	Visa	A	2.26	0.30
2012-01-02	EMC	EMC Corp	D	-2.87	0.70	MMI	Motorola Mobility Holdings	A	2.31	0.70
2012-01-02	ALB	Albemarle	D	-2.88	0.20	ARG	Airgas Inc	A	2.21	0.20
2012-01-02	GMCR	Keurig Green Mountain	C	-1.93	0.50	MJN	Mead Johnson Nutrition	A	2.44	0.50
2012-01-02		Fidelity National Information Services	D	-2.87	0.30	ACN	Accenture Cl A	A	2.33	0.30
2012-01-02	K	Kinross Gold	D	-2.89	0.20	CNP	Centerpoint Energy	A	2.34	0.20
2012-01-02	HAL	Halliburton	D	-2.90	0.30	EQT	Eqt	A	2.28	0.30
2012-01-02	CHK	Chesapeake Energy	D	-2.90	0.20	EP	El Paso Corporation	A	2.26	0.20
2012-01-02	MS	Morgan Stanley	D	-2.92	1.00	AIZ	Assurant	A	2.22	1.00
2012-01-02	IR	Ingersoll-rand	D	-2.90	0.60	GWW	Ww Grainger	A	2.32	0.60
2012-01-02	PLCM	Polycom	D	-2.92	0.10	QCOM	Qualcomm	A	2.29	0.10
2012-01-02	COL	Rockwell Collins	D	-2.86	0.30	ROP	Roper Technologies	A	2.26	0.30
2012-01-02	8591	Orix	D	-2.87	0.20	D	Dominion Resources	A	2.32	0.20

Date	Ticker	Name	R	SM	W (%)	Ticker	Name	R	SM	W (%)
2012-01-02	CRM	Salesforce.com	D	-2.88	1.00	NVLS	Novellus Systems	A	2.25	1.00
2012-01-02	NXPI	Nxp Semiconductors	D	-2.93	0.20	FFIV	F5 Networks	A	2.25	0.20
2012-01-02	MAN	Manpower Rg	D	-2.91	0.40	JBL	Jabil Circuit	A	2.23	0.40
2012-01-02	MDR	Mcdermott International	D	-2.93	0.10	HP	Helmerich & Payne	A	2.25	0.10
2012-01-02	NCM	Newcrest Mining	D	-2.88	0.20	VZ	Verizon Communications	A	2.26	0.20
2012-01-02	EW	Edwards Lifesciences	D	-2.87	0.30	ISRG	Intuitive Surgical	A	2.31	0.30
2012-01-02	RBC	Regal Beloit	D	-2.89	0.20	NSC	Norfolk Southern	A	2.23	0.20
2012-01-02	SCHW	Charles Schwab	D	-2.90	0.40	AOC	Aon plc	A	2.22	0.40
2012-01-02	SLB	Schlumberger	D	-2.88	0.50	WMB	Williams Companies	A	2.24	0.50
2012-01-02	TMO	Thermo Fisher Scientific	D	-2.89	0.20	PRGO	Perrigo Company plc	A	2.29	0.20
2012-01-02	ALV	Autoliv	D	-2.89	0.30	HRL	Hormel Foods	A	2.39	0.30
2012-01-02	AMZN	Amazon.com	C	-1.88	1.20	JWN	Nordstrom	A	2.29	1.20
2012-01-02	UTX	United Technologies	D	-2.87	1.40	FAST	Fastenal	A	2.23	1.40
2012-01-02	CF	Cf Industries	C	-1.87	0.30	ECL	Ecolab	A	2.20	0.30
2012-01-02	UNFI	United Natural Foods	D	-2.85	0.00	BBBY	Bed Bath & Beyond	A	2.27	0.00
2012-01-02	ALR	Alere	D	-2.91	0.30	AGN	Allergan	A	2.25	0.30
2012-01-02	G	Goldcorp	C	-1.86	0.20	LO	Lorillard	A	2.26	0.20
2012-01-02	MRVL	Marvell Technology	D	-2.85	0.40	IBM	IBM	A	2.25	0.40
2012-01-02	IART	Integra Lifesciences	D	-2.90	0.10	BMY	Bristol-myers Squibb	A	2.24	0.10
2012-01-02	VRTX	Vertex Pharmaceuticals	D	-2.90	0.30	CI	Cigna	A	2.22	0.30
2012-01-02	EBAY	Ebay	C	-1.84	0.90	HRB	H.& R.block	A	2.26	0.90
2012-01-02	AVGO	Avago Technologies	C	-1.86	0.20	GOOGL	Google Class A	A	2.21	0.20
2012-01-02	ABX	Barrick Gold	C	-1.86	0.20	GT	Goodyear Tire & Rubber	A	2.25	0.20
2012-01-02	JPM	Jpmorgan Chase	D	-2.88	1.30	EFX	Equifax	A	2.22	1.30
2012-01-02	ALO	Alstom	D	-2.91	0.20	HD	The Home Depot	A	2.25	0.20
2012-01-02	ACOR	Acorda Therapeutics	D	-2.88	0.10	CELG	Celgene	A	2.22	0.10
2012-01-02	ACT	Actavis	C	-1.86	0.00	HUM	Humana	A	2.21	0.00
2012-01-02	C	Citigroup	D	-2.91	1.50	MCO	Moody's	A	2.21	1.50
2012-01-02	TUP	Tupperware Brands	C	-1.87	0.30	HOG	Harley-davidson	A	2.30	0.30
2012-01-02	LPKR	Lippo Karawaci	C	-1.87	0.40	CEG	Constellation Energy	A	2.24	0.40
2012-01-02	CE	Celanese	D	-2.87	0.30	FMC	Fmc	A	2.19	0.30
2012-01-02	KBR	Kbr	D	-2.88	0.10	PWR	Quanta Services	A	2.22	0.10
2012-01-02	ANR	Alpha Natural Resources	D	-2.95	0.10	ATI	Allegheny Technologies	B	1.24	0.10
2012-01-02	VOLC	Volcano Corp.	D	-2.88	0.10	PFE	Pfizer	A	2.21	0.10
2012-01-02	XNPT	XenoPort	D	-2.94	0.00	MRK	Merck & Co	A	2.20	0.00
2012-01-02	BIDU	Baidu Adr	C	-1.88	0.40	XLNX	Xilinx	A	2.21	0.40
2012-01-02	LULU	Lululemon Athletica	C	-1.88	0.20	VFC	Vf	A	2.30	0.20
2012-01-02	MAIL	Mail.ru Gdr	D	-2.87	0.10	WYN	Wyndham Worldwide	A	2.23	0.10
2012-01-02	AVGO	Broadcom	C	-1.86	0.30	YHOO	Yahoo	A	2.21	0.30
2012-01-02	BHGE	Baker Hughes, A Ge	D	-2.90	0.50	FTI	Fmc Technologies	A	2.23	0.50
2012-02-01	FLR	Fluor	D	-2.87	0.60	GR	Goodrich	A	2.79	0.60
2012-02-01	HES	Hess	D	-2.89	0.40	HP	Helmerich & Payne	A	2.27	0.40
2012-02-01	BNP	Bnp Paribas	D	-2.90	0.10	NI	Nisource	A	2.50	0.10
2012-02-01	GES	Guess?	D	-2.88	0.20	CBS	Cbs	A	2.36	0.20
2012-02-01	VMW	Vmware	C	-1.84	0.20	QCOM	Qualcomm	A	2.31	0.20
2012-02-01	ATHN	Athenahealth	C	-1.86	0.10	MMI	Motorola Mobility Holdings	A	2.31	0.10
2012-02-01	CME	Cme	D	-2.86	0.30	PSA	Public Storage	A	2.48	0.30
2012-02-01	GMCR	Keurig Green Mountain	C	-1.92	0.50	MJN	Mead Johnson Nutrition	A	2.47	0.50
2012-02-01	HAL	Halliburton	D	-2.89	0.30	EP	El Paso Corporation	A	2.27	0.30
2012-02-01	CHK	Chesapeake Energy	D	-2.90	0.10	EOG	Eog Resources	A	2.26	0.10

Date	Ticker	Name	R	SM	W (%)	Ticker	Name	R	SM	W (%)
2012-02-01	MS	Morgan Stanley	D	-2.90	1.10	MA	Mastercard	A	2.31	1.10
2012-02-01	PLCM	Polycom	D	-2.90	0.20	NVLS	Novellus Systems	A	2.30	0.20
2012-02-01	COL	Rockwell Collins	D	-2.85	0.30	GWW	Ww Grainger	A	2.33	0.30
2012-02-01	CRM	Salesforce.com	D	-2.85	1.10	FFIV	F5 Networks	A	2.29	1.10
2012-02-01	MAN	Manpower Rg	D	-2.89	0.50	VMC	Vulcan Materials Co	A	2.28	0.50
2012-02-01	MDR	Mcdermott International	D	-2.92	0.10	SUN	Sunoco	A	2.26	0.10
2012-02-01	NEM	Newmont Mining	C	-1.86	0.40	NUE	Nucor	A	2.24	0.40
2012-02-01	NCM	Newcrest Mining	D	-2.86	0.10	VFC	Vf	A	2.31	0.10
2012-02-01	ITMN	InterMune	D	-2.95	0.10	ISRG	Intuitive Surgical	A	2.31	0.10
2012-02-01	SCHW	Charles Schwab	D	-2.90	0.40	V	Visa	A	2.26	0.40
2012-02-01	EGOV	Nic	C	-1.85	0.00	XLNX	Xilinx	A	2.24	0.00
2012-02-01	AMZN	Amazon.com	C	-1.88	0.80	JWN	Nordstrom	A	2.29	0.80
2012-02-01	ALR	Alere	D	-2.90	0.30	PRGO	Perrigo Company plc	A	2.29	0.30
2012-02-01	G	Goldcorp	C	-1.86	0.10	D	Dominion Resources	A	2.31	0.10
2012-02-01	VRTX	Vertex Pharmaceuticals	D	-2.89	0.30	AGN	Allergan	A	2.25	0.30
2012-02-01	AVGO	Avago Technologies	C	-1.83	0.30	TER	Teradyne	A	2.24	0.30
2012-02-01	AVNR	Avanir Pharmaceuticals	D	-2.90	0.00	CI	Cigna	A	2.24	0.00
2012-02-01	ALO	Alstom	D	-2.89	0.20	NWL	Newell Brands	A	2.28	0.20
2012-02-01	MCK	Mckesson	C	-1.84	0.50	BBBY	Bed Bath & Beyond	A	2.29	0.50
2012-02-01	ACT	Actavis	C	-1.86	0.00	CELG	Celgene	A	2.24	0.00
2012-02-01	C	Citigroup	D	-2.90	1.70	FITB	Fifth Third Bancorp	A	2.24	1.70
2012-02-01	LPKR	Lippo Karawaci	C	-1.87	0.30	JBL	Jabil Circuit	A	2.28	0.30
2012-02-01	SHF	Schiff Nutrition International Shs	C	-1.86	0.10	HRL	Hormel Foods	A	2.39	0.10
2012-02-01	HLX	Helix Energy Solutions	C	-1.84	0.10	WMB	Williams Companies	A	2.26	0.10
2012-02-01	IVN	Turquoise Hill Resources	D	-2.88	0.20	JCP	Jc Penney	A	2.27	0.20
2012-02-01	APKT	Acme Packet	D	-2.93	0.10	INTC	Intel	A	2.23	0.10
2012-02-01	ANR	Alpha Natural Resources	D	-2.95	0.10					
2012-02-01	XNPT	XenoPort	D	-2.93	0.00	BAX	Baxter International	A	2.23	0.00
2012-02-01	BIDU	Baidu Adr	C	-1.87	0.50	ADI	Analog Devices	A	2.21	0.50
2012-02-01	DPS	Dr Pepper Snapple	C	-1.85	0.50	HOG	Harley-davidson	A	2.34	0.50
2012-02-01	AVGO	Broadcom	C	-1.83	0.40	LLTC	Linear Technology	A	2.21	0.40
2012-03-01	VMW	Vmware	C	-1.82	0.20	MU	Micron Technology	A	2.34	0.20
2012-03-01	AU	Anglogold Ashanti Adr	D	-2.85	0.10	DOW	Dow Chemical	A	2.26	0.10
2012-03-01	GMCR	Keurig Green Mountain	C	-1.90	0.50	MJN	Mead Johnson Nutrition	A	2.50	0.50
2012-03-01	DECK	Deckers Outdoor	D	-2.89	0.10	PHM	Pultegroup	A	2.40	0.10
2012-03-01	CHK	Chesapeake Energy	D	-2.88	0.20	DNR	Denbury Resources	A	2.31	0.20
2012-03-01	NEM	Newmont Mining	C	-1.86	0.30	EMN	Eastman Chemical	A	2.25	0.30
2012-03-01	EXEL	Exelixis	D	-2.92	0.00	ISRG	Intuitive Surgical	A	2.35	0.00
2012-03-01	NCM	Newcrest Mining	D	-2.87	0.10	GR	Goodrich	A	2.79	0.10
2012-03-01	ITMN	InterMune	D	-2.96	0.10					
2012-03-01	AMZN	Amazon.com	C	-1.88	0.50	CBS	Cbs	A	2.38	0.50
2012-03-01	JNPR	Juniper Networks	D	-2.92	0.10	QCOM	Qualcomm	A	2.33	0.10
2012-03-01	VRTX	Vertex Pharmaceuticals	D	-2.88	0.20	PRGO	Perrigo Company plc	A	2.32	0.20
2012-03-01	COG	Cabot Oil & Gas	C	-1.86	0.30	EOG	Eog Resources	A	2.28	0.30
2012-03-01	INVA	Innoviva	D	-2.87	0.10	AGN	Allergan	A	2.26	0.10
2012-03-01	BBBY	Bed Bath & Beyond	C	-1.84	0.30	JWN	Nordstrom	A	2.31	0.30
2012-03-01	ABX	Barrick Gold	D	-2.84	0.10	NI	Nisource	A	2.51	0.10
2012-03-01	MCK	Mckesson	C	-1.84	0.40	IPG	Interpublic Group Of Companies	A	2.28	0.40
2012-03-01	ACT	Actavis	C	-1.86	0.00	ESRX	Express Scripts Holding	A	2.25	0.00
2012-03-01	C	Citigroup	D	-2.89	1.70	PSA	Public Storage	A	2.47	1.70
2012-03-01	SHF	Schiff Nutrition International Shs	C	-1.86	0.10	HOG	Harley-davidson	A	2.37	0.10
2012-03-01		Anhanguera Educacional Participacoes	D	-2.91	0.00	GWW	Ww Grainger	A	2.36	0.00

Date	Ticker	Name	R	SM	W (%)	Ticker	Name	R	SM	W (%)
2012-03-01	IVN	Turquoise Hill Resources	D	-2.87	0.20	RF	Regions Financial	A	2.32	0.20
2012-03-01	APKT	Acme Packet	D	-2.93	0.10	MMI	Motorola Mobility Holdings	A	2.31	0.10
2012-03-01	ANR	Alpha Natural Resources	D	-2.95	0.10					
2012-03-01	XNPT	XenoPort	D	-2.93	0.00	BAX	Baxter International	A	2.24	0.00
2012-03-01	BIDU	Baidu Adr	C	-1.86	0.30	FFIV	F5 Networks	A	2.30	0.30
2012-03-01	DPS	Dr Pepper Snapple	C	-1.85	0.50	HAR	Harman Ind Inc	A	2.32	0.50
2012-04-02	AU	Anglogold Ashanti Adr	D	-2.87	0.10	DOW	Dow Chemical	A	2.27	0.10
2012-04-02	GMCR	Keurig Green Mountain	D	-2.93	0.30	MJN	Mead Johnson Nutrition	A	2.54	0.30
2012-04-02	DECK	Deckers Outdoor	D	-2.91	0.10	PHM	Pultegroup	A	2.41	0.10
2012-04-02	CHK	Chesapeake Energy	D	-2.89	0.10	EP	El Paso Corporation	A	2.30	0.10
2012-04-02	NEM	Newmont Mining	C	-1.88	0.30	X	United States Steel	A	2.25	0.30
2012-04-02	NCM	Newcrest Mining	D	-2.88	0.10	GR	Goodrich	A	2.79	0.10
2012-04-02	ITMN	InterMune	D	-2.95	0.10					
2012-04-02	RGLD	Royal Gold	C	-1.86	0.10	EMN	Eastman Chemical	A	2.25	0.10
2012-04-02	G	Goldcorp	D	-2.84	0.10	NI	Nisource	A	2.52	0.10
2012-04-02	COG	Cabot Oil & Gas	C	-1.88	0.20	DNR	Denbury Resources	A	2.29	0.20
2012-04-02	ABX	Barrick Gold	D	-2.85	0.10	PSA	Public Storage	A	2.48	0.10
2012-04-02	IVN	Turquoise Hill Resources	D	-2.89	0.20	CBS	Cbs	A	2.42	0.20
2012-04-02	APKT	Acme Packet	D	-2.94	0.10	QCOM	Qualcomm	A	2.36	0.10
2012-04-02	DRC	Dresser-Rand Group	C	-1.86	0.10	EOG	Eog Resources	A	2.28	0.10
2012-04-02	ANR	Alpha Natural Resources	D	-2.96	0.10					
2012-04-02	XNPT	XenoPort	D	-2.93	0.00	ISRG	Intuitive Surgical	A	2.37	0.00
2012-05-01	NVDA	Nvidia	D	-2.87	0.10	FFIV	F5 Networks	A	2.32	0.10
2012-05-01	APC	Anadarko Petroleum	C	-1.86	0.50	SUN	Sunoco	A	2.33	0.50
2012-05-01	AU	Anglogold Ashanti Adr	D	-2.88	0.10	DOW	Dow Chemical	A	2.26	0.10
2012-05-01	GMCR	Keurig Green Mountain	D	-2.93	0.40	FOSL	Fossil	A	3.00	0.40
2012-05-01	HUM	Humana	C	-1.85	0.20	ISRG	Intuitive Surgical	A	2.40	0.20
2012-05-01	LEG	Leggett & Platt	C	-1.84	0.30	MJN	Mead Johnson Nutrition	A	2.54	0.30
2012-05-01	ACHN	Achillion Pharmaceuticals	C	-1.91	0.00	PRGO	Perrigo Company plc	A	2.32	0.00
2012-05-01	NEM	Newmont Mining	D	-2.89	0.30	EMN	Eastman Chemical	A	2.26	0.30
2012-05-01	EXEL	Exelixis	D	-2.87	0.00	AGN	Allergan	A	2.28	0.00
2012-05-01	NCM	Newcrest Mining	D	-2.89	0.10	GR	Goodrich	A	2.79	0.10
2012-05-01	ITMN	InterMune	D	-2.96	0.10					
2012-05-01	RGLD	Royal Gold	C	-1.88	0.10	FMC	Fmc	A	2.25	0.10
2012-05-01	UTHR	United Therapeutics	C	-1.85	0.10	CI	Cigna	A	2.24	0.10
2012-05-01	ALR	Alere	C	-1.85	0.20	DVA	Davita	A	2.24	0.20
2012-05-01	G	Goldcorp	D	-2.87	0.10	NI	Nisource	A	2.54	0.10
2012-05-01	COG	Cabot Oil & Gas	C	-1.86	0.30	DNR	Denbury Resources	A	2.30	0.30
2012-05-01	SHPG	Shire Adr	C	-1.85	0.10	CELG	Celgene	A	2.23	0.10
2012-05-01	ABX	Barrick Gold	D	-2.87	0.10	PSA	Public Storage	A	2.50	0.10
2012-05-01	SNDK	Sandisk Corp	C	-1.88	0.10	MMI	Motorola Mobility Holdings	A	2.31	0.10
2012-05-01	ZIOP	Ziopharm Oncology	C	-1.86	0.00	BMJ	Bristol-myers Squibb	A	2.23	0.00
2012-05-01	NBIX	Neurocrine Biosciences	C	-1.88	0.10	BAX	Baxter International	A	2.23	0.10
2012-05-01	IVN	Turquoise Hill Resources	D	-2.92	0.10	PHM	Pultegroup	A	2.47	0.10
2012-05-01	APKT	Acme Packet	D	-2.94	0.10	AKAM	Akamai Technologies	A	2.30	0.10
2012-05-01	DRC	Dresser-Rand Group	C	-1.85	0.20	EP	El Paso Corporation	A	2.30	0.20
2012-05-01	ANR	Alpha Natural Resources	D	-2.96	0.10					
2012-05-01	XNPT	XenoPort	D	-2.84	0.00	ZBH	Zimmer Biomet	A	2.23	0.00
2012-05-01	RDS.A	Royal Dutch Shell Adr	C	-1.84	0.40	PXD	Pioneer Natural Resources	A	2.28	0.40
2012-05-01	ARCO	Arcos Dorados	D	-2.90	0.10	CBS	Cbs	A	2.42	0.10
2012-06-01	FLR	Fluor	C	-1.88	0.30	GR	Goodrich	A	2.79	0.30

Date	Ticker	Name	R	SM	W (%)	Ticker	Name	R	SM	W (%)
2012-06-01	MET	Metlife	C	-1.88	0.50	PSA	Public Storage	A	2.46	0.50
2012-06-01	SLM	Slm	C	-1.86	0.20	MA	Mastercard	A	2.34	0.20
2012-06-01	HES	Hess	D	-2.89	0.30	SUN	Sunoco	A	2.31	0.30
2012-06-01	VLO	Valero Energy	D	-2.88	0.30	KMI	Kinder Morgan	A	2.23	0.30
2012-06-01	NVDA	Nvidia	D	-2.88	0.10	AKAM	Akamai Technologies	A	2.25	0.10
2012-06-01	APC	Anadarko Petroleum	D	-2.89	0.40	TSO	Tesoro	A	2.21	0.40
2012-06-01	ARW	Arrow Electronics	C	-1.87	0.30	GWW	Ww Grainger	A	2.32	0.30
2012-06-01	AU	Anglogold Ashanti Adr	D	-2.87	0.10	DOW	Dow Chemical	A	2.24	0.10
2012-06-01	MON	Monsanto	C	-1.85	0.50	FOSL	Fossil	A	3.00	0.50
2012-06-01	CMI	Cummins	C	-1.88	0.70	SHW	Sherwin-williams	A	2.30	0.70
2012-06-01	DOV	Dover	C	-1.86	0.30	ROP	Roper Technologies	A	2.30	0.30
2012-06-01	EMR	Emerson Electric	D	-2.86	0.50	MAS	Masco	A	2.29	0.50
2012-06-01	ESV	Ensco	C	-1.88	0.10	RRC	Range Resources	A	2.17	0.10
2012-06-01	GMCR	Keurig Green Mountain	D	-2.97	0.10					
2012-06-01	NOV	National Oilwell Varco	C	-1.88	0.40	NI	Nisource	A	2.52	0.40
2012-06-01	HUM	Humana	C	-1.87	0.10	ISRG	Intuitive Surgical	A	2.34	0.10
2012-06-01	EMN	Eastman Chemical	C	-1.87	0.20	PPG	Ppg Industries	A	2.23	0.20
2012-06-01	8591	Orix	C	-1.87	0.10	NWL	Newell Brands	A	2.26	0.10
2012-06-01	LEG	Leggett & Platt	C	-1.85	0.20	MJN	Mead Johnson Nutrition	A	2.50	0.20
2012-06-01	SAB	SabMiller	C	-1.85	0.20	DIS	Walt Disney	A	2.26	0.20
2012-06-01	MCD	Mcdonald's	C	-1.86	1.80	CBS	Cbs	A	2.38	1.80
2012-06-01	MUR	Murphy Oil	D	-2.88	0.20	D	Dominion Resources	A	2.32	0.20
2012-06-01	ACHN	Achillion Pharmaceuticals	C	-1.91	0.00	PRGO	Perrigo Company plc	A	2.31	0.00
2012-06-01	NEM	Newmont Mining	D	-2.88	0.30	ARG	Airgas Inc	A	2.22	0.30
2012-06-01	EXEL	Exelixis	D	-2.87	0.00	AGN	Allergan	A	2.25	0.00
2012-06-01	NCM	Newcrest Mining	D	-2.90	0.10	SNI	Scripps Networks Interactive	A	2.25	0.10
2012-06-01	OXY	Occidental Petroleum	D	-2.88	1.20	ROST	Ross Stores	A	2.30	1.20
2012-06-01	PG	Procter & Gamble	C	-1.85	1.30	PHM	Pultegroup	A	2.39	1.30
2012-06-01	ITMN	InterMune	D	-2.97	0.10					
2012-06-01	RL	Ralph Lauren	C	-1.87	0.30	HOG	Harley-davidson	A	2.36	0.30
2012-06-01	RGLD	Royal Gold	C	-1.85	0.10	FMC	Fmc	A	2.22	0.10
2012-06-01	SCHW	Charles Schwab	C	-1.87	0.40	RF	Regions Financial	A	2.32	0.40
2012-06-01	SLB	Schlumberger	D	-2.87	0.20	WYN	Wyndham Worldwide	A	2.29	0.20
2012-06-01	UTHR	United Therapeutics	C	-1.85	0.10	BMJ	Bristol-myers Squibb	A	2.23	0.10
2012-06-01	UTX	United Technologies	C	-1.86	1.70	CBE	Cooper Industries	A	2.26	1.70
2012-06-01	ALR	Alerre	D	-2.88	0.10	CI	Cigna	A	2.22	0.10
2012-06-01	G	Goldcorp	D	-2.86	0.10	FD	Macy's	A	2.24	0.10
2012-06-01	MRVL	Marvell Technology	C	-1.88	0.20	NVLS	Novellus Systems	A	2.25	0.20
2012-06-01	CAM	Cameron International Corp.	C	-1.87	0.30	EXPE	Expedia	A	2.29	0.30
2012-06-01	COG	Cabot Oil & Gas	C	-1.88	0.20	ORLY	O'reilly Automotive	A	2.28	0.20
2012-06-01	MRO	Marathon Oil	C	-1.89	0.30	HD	The Home Depot	A	2.28	0.30
2012-06-01	RS	Reliance Steel And Aluminum	C	-1.87	0.20	ECL	Ecolab	A	2.21	0.20
2012-06-01	ABX	Barrick Gold	D	-2.85	0.10	IPG	Interpublic Group Of Companies	A	2.24	0.10
2012-06-01	MTW	Manitowoc	C	-1.90	0.10	PKI	Perkinelmer	A	2.25	0.10
2012-06-01	ZIOP	Ziopharm Oncology	C	-1.85	0.10	DVA	Davita	A	2.22	0.10
2012-06-01	C	Citigroup	C	-1.89	1.20	ALL	Allstate	A	2.24	1.20
2012-06-01	NBIX	Neurocrine Biosciences	C	-1.89	0.10	ABT	Abbott Laboratories	A	2.22	0.10
2012-06-01	VPHM	Viropharma	C	-1.90	0.10	PFE	Pfizer	A	2.21	0.10
2012-06-01	CVX	Chevron	C	-1.86	2.60	JWN	Nordstrom	A	2.27	2.60
2012-06-01	IVN	Turquoise Hill Resources	D	-2.93	0.10	CM-CSA	Comcast	A	2.24	0.10
2012-06-01	OC	Owens Corning	C	-1.87	0.20		Fidelity National Information Services	A	2.23	0.20

Date	Ticker	Name	R	SM	W (%)	Ticker	Name	R	SM	W (%)
2012-06-01	DRC	Dresser-Rand Group	D	-2.87	0.20	GPS	Gap	A	2.27	0.20
2012-06-01	ANR	Alpha Natural Resources	D	-2.97	0.10					
2012-06-01	RDS.A	Royal Dutch Shell Adr	D	-2.86	0.20	LO	Lorillard	A	2.27	0.20
2012-06-01	AVEO	AVEO Pharmaceuticals	D	-2.88	0.00	CELG	Celgene	A	2.21	0.00
2012-07-02	FLR	Fluor	D	-2.87	0.30	GR	Goodrich	A	2.80	0.30
2012-07-02	MET	Metlife	D	-2.87	0.50	PSA	Public Storage	A	2.50	0.50
2012-07-02	SLM	Slm	C	-1.84	0.20	MA	Mastercard	A	2.38	0.20
2012-07-02	CTSH	Cognizant Technology Solutions	D	-2.87	0.70	AKAM	Akamai Technologies	A	2.28	0.70
2012-07-02	TW6	Towers Watson & Co	C	-1.85	0.50	MAS	Masco	A	2.34	0.50
2012-07-02	APC	Anadarko Petroleum	D	-2.88	0.50	SUN	Sunoco	A	2.32	0.50
2012-07-02	ARW	Arrow Electronics	C	-1.87	0.20	GWW	Ww Grainger	A	2.32	0.20
2012-07-02	ANTM	Anthem	C	-1.86	0.40	ISRG	Intuitive Surgical	A	2.38	0.40
2012-07-02	FTNT	Fortinet	C	-1.86	0.20	TDC	Teradata	A	2.25	0.20
2012-07-02	AU	Anglogold Ashanti Adr	D	-2.88	0.10	DOW	Dow Chemical	A	2.24	0.10
2012-07-02	CMC	Commercial Metals	C	-1.86	0.10	FMC	Fmc	A	2.24	0.10
2012-07-02	CMI	Cummins	C	-1.87	0.70	SHW	Sherwin-williams	A	2.32	0.70
2012-07-02	DHR	Danaher	C	-1.85	0.80	ROP	Roper Technologies	A	2.30	0.80
2012-07-02	EMC	EMC Corp	C	-1.86	0.20	CERN	Cerner	A	2.25	0.20
2012-07-02	ESV	Ensco	D	-2.87	0.10	TSO	Tesoro	A	2.23	0.10
2012-07-02	NOV	National Oilwell Varco	D	-2.88	0.40	RRC	Range Resources	A	2.19	0.40
2012-07-02	IBM	IBM	C	-1.84	3.00	KLAC	Kla-tencor	A	2.24	3.00
2012-07-02	MS	Morgan Stanley	D	-2.88	0.40	RF	Regions Financial	A	2.38	0.40
2012-07-02	AMTD	Td Ameritrade	C	-1.86	0.30	AIG	American International	A	2.26	0.30
2012-07-02	SAB	SabMiller	C	-1.84	0.20	GPS	Gap	A	2.30	0.20
2012-07-02	NXPI	Nxp Semiconductors	C	-1.86	0.30	INTC	Intel	A	2.23	0.30
2012-07-02	MCD	Mcdonald's	C	-1.86	1.30	CBS	Cbs	A	2.42	1.30
2012-07-02	MOT	Motorola Solutions	C	-1.85	1.90	ADBE	Adobe Systems	A	2.23	1.90
2012-07-02	MUR	Murphy Oil	D	-2.87	0.20	EQT	Eqt	B	1.20	0.20
2012-07-02	ACHN	Achillion Pharmaceuticals	C	-1.91	0.00	PRGO	Perrigo Company plc	A	2.36	0.00
2012-07-02	NEM	Newmont Mining	D	-2.89	0.30	PPG	Ppg Industries	A	2.24	0.30
2012-07-02	NCM	Newcrest Mining	D	-2.90	0.00	JWN	Nordstrom	A	2.29	0.00
2012-07-02	OXY	Occidental Petroleum	D	-2.86	1.50	NI	Nisource	A	2.53	1.50
2012-07-02	PG	Procter & Gamble	C	-1.85	1.40	MNST	Monster Beverage	A	3.00	1.40
2012-07-02	RBC	Regal Beloit	C	-1.85	0.20	CBE	Cooper Industries	A	2.26	0.20
2012-07-02	RL	Ralph Lauren	C	-1.87	0.30	MJN	Mead Johnson Nutrition	A	2.51	0.30
2012-07-02	RHI	Robert Half International	C	-1.85	0.30		Fidelity National Information Services	A	2.25	0.30
2012-07-02	SCHW	Charles Schwab	C	-1.86	0.40	STI	Suntrust Banks	A	2.26	0.40
2012-07-02	SLB	Schlumberger	D	-2.86	0.20	HOG	Harley-davidson	A	2.35	0.20
2012-07-02	UTX	United Technologies	D	-2.86	1.40	TSS	Total System Services	A	2.25	1.40
2012-07-02	ALR	Alere	D	-2.87	0.10	AGN	Allergan	A	2.27	0.10
2012-07-02	G	Goldcorp	D	-2.87	0.10	DIS	Walt Disney	A	2.28	0.10
2012-07-02	CAM	Cameron International Corp.	D	-2.88	0.20	D	Dominion Resources	A	2.33	0.20
2012-07-02	AVGO	Avago Technologies	C	-1.85	0.20	BMC	BMC Software	A	2.22	0.20
2012-07-02	MRO	Marathon Oil	D	-2.88	0.30	EXPE	Expedia	A	2.32	0.30
2012-07-02	QCOM	Qualcomm	C	-1.86	0.50	CA	Ca	A	2.22	0.50
2012-07-02	RS	Reliance Steel And Aluminum	C	-1.86	0.20	ECL	Ecolab	A	2.24	0.20
2012-07-02	ABX	Barrick Gold	D	-2.87	0.10	NX	Twenty-First Century Fox Inc	A	2.28	0.10
2012-07-02	GOLD	Randgold Resources Adr	D	-2.87	0.20	ARG	Airgas Inc	A	2.22	0.20
2012-07-02	JPM	Jpmorgan Chase	C	-1.87	0.60	ALL	Allstate	A	2.26	0.60

Date	Ticker	Name	R	SM	W (%)	Ticker	Name	R	SM	W (%)
2012-07-02	SAAS	Incontact	C	-1.85	0.00	S	Sprint Nextel	A	2.27	0.00
2012-07-02	C	Citigroup	C	-1.88	1.20	FHN	First Horizon National	A	2.26	1.20
2012-07-02	NBIX	Neurocrine Biosciences	C	-1.86	0.10	DVA	Davita	A	2.26	0.10
2012-07-02	VPHM	Viropharma	C	-1.88	0.10	EW	Edwards Lifesciences	A	2.25	0.10
2012-07-02	NUS	Nu Skin Enterprises	C	-1.87	0.40	PHM	Pultegroup	A	2.51	0.40
2012-07-02	LVS	Las Vegas Sands	C	-1.88	0.20	WYN	Wyndham Worldwide	A	2.33	0.20
2012-07-02	CVX	Chevron	C	-1.84	2.80	ROST	Ross Stores	A	2.31	2.80
2012-07-02	IVN	Turquoise Hill Resources	D	-2.92	0.10	CM-CSA	Comcast	A	2.27	0.10
2012-07-02	UPS	United Parcel Service	C	-1.84	0.20	PKI	Perkinelmer	A	2.25	0.20
2012-07-02	OC	Owens Corning	C	-1.87	0.20	PWR	Quanta Services	A	2.25	0.20
2012-07-02	MTEM	Molecular Templates	C	-1.86	0.10	BMJ	Bristol-myers Squibb	A	2.25	0.10
2012-07-02	DRC	Dresser-Rand Group	D	-2.87	0.20	LO	Lorillard	A	2.30	0.20
2012-07-02	QLTY	Quality Distribution	C	-1.88	0.10	CTAS	Cintas	A	2.24	0.10
2012-07-02	AVEO	AVEO Pharmaceuticals	D	-2.88	0.10	ABT	Abbott Laboratories	A	2.23	0.10
2012-07-02	GOOGL	Alphabet	C	-1.86	2.30	INTU	Intuit	A	2.22	2.30
2012-07-02	AVGO	Broadcom	C	-1.85	0.30	HRS	Harris	A	2.21	0.30
2012-08-01	MET	Metlife	D	-2.87	0.50	PSA	Public Storage	A	2.52	0.50
2012-08-01	CTSH	Cognizant Technology Solutions	D	-2.88	0.30	AKAM	Akamai Technologies	A	2.31	0.30
2012-08-01	TW6	Towers Watson & Co	C	-1.86	0.50	GWW	Ww Grainger	A	2.35	0.50
2012-08-01	APC	Anadarko Petroleum	D	-2.87	0.50	SUN	Sunoco	A	2.32	0.50
2012-08-01	ARW	Arrow Electronics	C	-1.87	0.10	SHW	Sherwin-williams	A	2.32	0.10
2012-08-01	FTNT	Fortinet	C	-1.86	0.10	WDC	Western Digital	A	2.27	0.10
2012-08-01	AU	Anglogold Ashanti Adr	D	-2.88	0.10	CF	Cf Industries	A	2.25	0.10
2012-08-01	RAND	Randstad	D	-2.86	0.20	D	Dominion Resources	A	2.33	0.20
2012-08-01	CMC	Commercial Metals	C	-1.86	0.10	PPG	Ppg Industries	A	2.25	0.10
2012-08-01	DVAX	Dynavax Technologies	C	-1.88	0.00	PRGO	Perrigo Company plc	A	2.34	0.00
2012-08-01	CMI	Cummins	C	-1.88	0.70	ROP	Roper Technologies	A	2.31	0.70
2012-08-01	BX	Blackstone	D	-2.86	0.20	RF	Regions Financial	A	2.38	0.20
2012-08-01	DHR	Danaher	C	-1.84	0.70	MAS	Masco	A	2.29	0.70
2012-08-01	DECK	Deckers Outdoor	D	-2.94	0.10	PHM	Pultegroup	A	2.52	0.10
2012-08-01	IBM	IBM	C	-1.84	3.00	KLAC	Kla-tencor	A	2.25	3.00
2012-08-01	TSCO	Tractor Supply	C	-1.85	0.20	CBS	Cbs	A	2.42	0.20
2012-08-01	MS	Morgan Stanley	D	-2.89	0.40	MA	Mastercard	A	2.37	0.40
2012-08-01	ITW	Illinois Tool Works	C	-1.85	0.50	CBE	Cooper Industries	A	2.27	0.50
2012-08-01	AMTD	Td Ameritrade	C	-1.87	0.10	ALL	Allstate	A	2.27	0.10
2012-08-01	CRM	Salesforce.com	C	-1.87	1.10	TDC	Teradata	A	2.23	1.10
2012-08-01	NXPI	Nxp Semiconductors	C	-1.86	0.20	CERN	Cerner	A	2.22	0.20
2012-08-01	MAN	Manpower Rg	D	-2.88	0.30	CTAS	Cintas	A	2.25	0.30
2012-08-01	MCD	Mcdonald's	C	-1.85	1.30	EXPE	Expedia	A	2.36	1.30
2012-08-01	MCRS	Micros Systems	C	-1.86	0.10	HRS	Harris	A	2.21	0.10
2012-08-01	MOT	Motorola Solutions	C	-1.85	2.10	INTU	Intuit	A	2.21	2.10
2012-08-01	ACHN	Achillion Pharmaceuticals	C	-1.91	0.00	DVA	Davita	A	2.27	0.00
2012-08-01	NEM	Newmont Mining	D	-2.90	0.30	FMC	Fmc	A	2.24	0.30
2012-08-01	NCM	Newcrest Mining	D	-2.90	0.10	JWN	Nordstrom	A	2.31	0.10
2012-08-01	OXY	Occidental Petroleum	D	-2.86	1.50	TSO	Tesoro	A	2.25	1.50
2012-08-01	PG	Procter & Gamble	C	-1.84	1.10	MJN	Mead Johnson Nutrition	A	2.46	1.10
2012-08-01	RBC	Regal Beloit	C	-1.85	0.20	PKI	Perkinelmer	A	2.24	0.20
2012-08-01	RL	Ralph Lauren	C	-1.87	0.30	LO	Lorillard	A	2.29	0.30
2012-08-01	RHI	Robert Half International	C	-1.86	0.20	TYC	Tyco International	A	2.24	0.20

Date	Ticker	Name	R	SM	W (%)	Ticker	Name	R	SM	W (%)
2012-08-01	SCHW	Charles Schwab	C	-1.87	0.20	CCI	Crown Castle Intl Corp	A	2.26	0.20
2012-08-01	UTX	United Technologies	D	-2.86	1.10	TSS	Total System Services	A	2.24	1.10
2012-08-01	ALR	Alere	D	-2.88	0.10	BMJ	Bristol-myers Squibb	A	2.25	0.10
2012-08-01	G	Goldcorp	D	-2.88	0.10	CM-CSA	Comcast	A	2.28	0.10
2012-08-01	AVGO	Avago Technologies	C	-1.84	0.20	TER	Teradyne	A	2.21	0.20
2012-08-01	MRO	Marathon Oil	D	-2.87	0.30	EQT	Eqt	A	2.21	0.30
2012-08-01	QCOM	Qualcomm	C	-1.86	0.60	CA	Ca	A	2.20	0.60
2012-08-01	PX	Praxair	C	-1.85	1.30	ECL	Ecolab	A	2.23	1.30
2012-08-01	RS	Reliance Steel And Aluminum	C	-1.85	0.10	MOS	The Mosaic	A	2.21	0.10
2012-08-01	SBUX	Starbucks	C	-1.88	0.50	ROST	Ross Stores	A	2.32	0.50
2012-08-01	ABX	Barrick Gold	D	-2.89	0.10	DIS	Walt Disney	A	2.28	0.10
2012-08-01	MKTG	Responsys	C	-1.86	0.10	ORCL	Oracle	A	2.20	0.10
2012-08-01	GOLD	Randgold Resources Adr	D	-2.88	0.10	AVY	Avery Dennison	B	1.18	0.10
2012-08-01	JPM	Jpmorgan Chase	C	-1.87	0.80	DFS	Discover Financial Services	A	2.26	0.80
2012-08-01	SAAS	Incontact	C	-1.87	0.00	S	Sprint Nextel	A	2.34	0.00
2012-08-01	ACOR	Acorda Therapeutics	D	-2.86	0.10	EW	Edwards Lifesciences	A	2.24	0.10
2012-08-01	CTXS	Citrix Systems	C	-1.87	0.30	YHOO	Yahoo	A	2.18	0.30
2012-08-01	C	Citigroup	D	-2.88	1.10	AIG	American International	A	2.26	1.10
2012-08-01	KNXA	Kenexa	C	-1.89	0.10	TXN	Texas Instruments	A	2.18	0.10
2012-08-01	VPHM	Viropharma	C	-1.89	0.10	BAX	Baxter International	A	2.24	0.10
2012-08-01	NUS	Nu Skin Enterprises	C	-1.87	0.50	STZ	Constellation Brands	A	2.27	0.50
2012-08-01	LVS	Las Vegas Sands	D	-2.90	0.20	WYN	Wyndham Worldwide	A	2.32	0.20
2012-08-01	IVN	Turquoise Hill Resources	D	-2.93	0.10	NX	Twenty-First Century Fox Inc	A	2.28	0.10
2012-08-01	OC	Owens Corning	D	-2.88	0.20	RTN	Raytheon	A	2.24	0.20
2012-08-01	HLF	Herbalife	D	-2.88	0.40	NWL	Newell Brands	A	2.26	0.40
2012-08-01	MTEM	Molecular Templates	C	-1.87	0.10	ABT	Abbott Laboratories	A	2.23	0.10
2012-08-01	DRC	Dresser-Rand Group	D	-2.86	0.20	SWN	Southwestern Energy	B	1.21	0.20
2012-08-01	QLTY	Quality Distribution	D	-2.89	0.10	PWR	Quanta Services	A	2.23	0.10
2012-08-01	LQDT	Liquidity Services	C	-1.86	0.20	GPS	Gap	A	2.32	0.20
2012-08-01	MAIL	Mail.ru Gdr	C	-1.88	0.10	HSY	The Hershey	A	2.26	0.10
2012-08-01	GOOGL	Alphabet	C	-1.84	2.60	NI	Nisource	A	2.54	2.60
2012-09-03	CTSH	Cognizant Technology Solutions	D	-2.86	0.30	AKAM	Akamai Technologies	A	2.34	0.30
2012-09-03	TW6	Towers Watson & Co	D	-2.86	0.50	GWW	Ww Grainger	A	2.35	0.50
2012-09-03	APC	Anadarko Petroleum	D	-2.87	0.50	TSO	Tesoro	A	2.36	0.50
2012-09-03	VMW	Vmware	D	-2.87	0.30	WDC	Western Digital	A	2.29	0.30
2012-09-03	AU	Anglogold Ashanti Adr	D	-2.89	0.10	CF	Cf Industries	A	2.27	0.10
2012-09-03	NUAN	Nuance Communications	C	-1.87	0.20	TDC	Teradata	A	2.26	0.20
2012-09-03	CMC	Commercial Metals	C	-1.86	0.10	PPG	Ppg Industries	A	2.25	0.10
2012-09-03	DVAX	Dynavax Technologies	C	-1.88	0.00	PRGO	Perrigo Company plc	A	2.33	0.00
2012-09-03	CMI	Cummins	C	-1.87	0.70	SHW	Sherwin-williams	A	2.34	0.70
2012-09-03	DHR	Danaher	C	-1.84	0.70	MAS	Masco	A	2.34	0.70
2012-09-03	DECK	Deckers Outdoor	D	-2.93	0.10	PHM	Pultegroup	A	2.64	0.10
2012-09-03	IBM	IBM	C	-1.84	2.90	KLAC	Kla-tencor	A	2.25	2.90
2012-09-03	TSCO	Tractor Supply	C	-1.84	0.30	CBS	Cbs	A	2.46	0.30
2012-09-03	MS	Morgan Stanley	D	-2.88	0.40	PSA	Public Storage	A	2.50	0.40
2012-09-03	JBHT	J.b.hunt Transport Services	C	-1.86	0.20	ROP	Roper Technologies	A	2.31	0.20
2012-09-03	AMTD	Td Ameritrade	C	-1.86	0.10	RF	Regions Financial	A	2.38	0.10
2012-09-03	CRM	Salesforce.com	C	-1.85	1.20	STX	Seagate Technology	A	2.25	1.20

Date	Ticker	Name	R	SM	W (%)	Ticker	Name	R	SM	W (%)
2012-09-03	MAN	Manpower Rg	D	-2.87	0.30	CBE	Cooper Industries	A	2.27	0.30
2012-09-03	MCD	Mcdonald's	D	-2.85	1.30	GPS	Gap	A	2.38	1.30
2012-09-03	MCRS	Micros Systems	C	-1.85	0.10	HRS	Harris	A	2.24	0.10
2012-09-03	MOT	Motorola Solutions	C	-1.85	1.20	TER	Teradyne	A	2.22	1.20
2012-09-03	ACHN	Achillion Pharmaceuticals	C	-1.91	0.00	ESRX	Express Scripts	A	2.29	0.00
2012-09-03	NEM	Newmont Mining	D	-2.88	0.30	FMC	Fmc	A	2.24	0.30
2012-09-03	RL	Ralph Lauren	C	-1.85	0.30	MJN	Mead Johnson Nutrition	A	2.47	0.30
2012-09-03	SCHW	Charles Schwab	C	-1.85	0.20	MA	Mastercard	A	2.37	0.20
2012-09-03	ALR	Alere	D	-2.88	0.10	DVA	Davita	A	2.26	0.10
2012-09-03	G	Goldcorp	D	-2.86	0.10	NI	Nisource	A	2.52	0.10
2012-09-03	QCOM	Qualcomm	C	-1.85	0.60	CERN	Cerner	A	2.22	0.60
2012-09-03	PX	Praxair	C	-1.85	1.40	ECL	Ecolab	A	2.22	1.40
2012-09-03	RS	Reliance Steel And Aluminum	C	-1.85	0.10	IP	International Paper	A	2.21	0.10
2012-09-03	SBUX	Starbucks	C	-1.87	0.60	ROST	Ross Stores	A	2.34	0.60
2012-09-03	ABX	Barrick Gold	D	-2.87	0.10	S	Sprint Nextel	A	2.38	0.10
2012-09-03	JPM	Jpmorgan Chase	C	-1.87	0.80	AIG	American International	A	2.29	0.80
2012-09-03	ACOR	Acorda Therapeutics	D	-2.86	0.10	EW	Edwards Lifesciences	A	2.25	0.10
2012-09-03	NUS	Nu Skin Enterprises	C	-1.89	0.40	STZ	Constellation Brands	A	2.31	0.40
2012-09-03	IVN	Turquoise Hill Resources	D	-2.94	0.10	EXPE	Expedia	A	2.33	0.10
2012-09-03	HLF	Herbalife	D	-2.89	0.40	LO	Lorillard	A	2.28	0.40
2012-09-03	QLTY	Quality Distribution	D	-2.89	0.10	PKI	Perkinelmer	A	2.26	0.10
2012-09-03	LQDT	Liquidity Services	C	-1.83	0.20	JWN	Nordstrom	A	2.34	0.20
2012-09-03	MAIL	Mail.ru Gdr	C	-1.87	0.10	WYN	Wyndham Worldwide	A	2.32	0.10
2012-10-01	TW6	Towers Watson & Co	D	-2.87	0.20	MAS	Masco	A	2.37	0.20
2012-10-01	AU	Anglogold Ashanti Adr	D	-2.87	0.10	CF	Cf Industries	A	2.29	0.10
2012-10-01	CMI	Cummins	C	-1.88	0.60	GWW	Ww Grainger	A	2.36	0.60
2012-10-01	JBHT	J.b.hunt Transport Services	C	-1.86	0.20	SHW	Sherwin-williams	A	2.36	0.20
2012-10-01	MCRS	Micros Systems	C	-1.86	0.10	AKAM	Akamai Technologies	A	2.34	0.10
2012-10-01	DLTR	Dollar Tree	C	-1.86	0.60	CBS	Cbs	A	2.45	0.60
2012-10-01	ALR	Alere	D	-2.87	0.10	PRGO	Perrigo Company plc	A	2.35	0.10
2012-10-01	PX	Praxair	C	-1.85	1.40	PPG	Ppg Industries	A	2.26	1.40
2012-10-01	SBUX	Starbucks	C	-1.86	0.60	GPS	Gap	A	2.39	0.60
2012-10-01	ABX	Barrick Gold	D	-2.86	0.10	NI	Nisource	A	2.54	0.10
2012-10-01	BEAM	Beam Inc	C	-1.85	0.60	PHM	Pultegroup	A	2.72	0.60
2012-10-01	CTXS	Citrix Systems	C	-1.85	0.30	WDC	Western Digital	A	2.26	0.30
2012-10-01	IVN	Turquoise Hill Resources	D	-2.93	0.20	S	Sprint Nextel	A	2.41	0.20
2012-10-01	HLF	Herbalife	D	-2.88	0.40	MJN	Mead Johnson Nutrition	A	2.46	0.40
2012-10-01	TSLA	Tesla	C	-1.85	0.10	STZ	Constellation Brands	A	2.30	0.10
2012-10-01	FOLD	Amicus Therapeutics	C	-1.87	0.10	ESRX	Express Scripts	A	2.30	0.10
2012-10-01	QLTY	Quality Distribution	D	-2.89	0.10	ROP	Roper Technologies	A	2.33	0.10
2012-10-01	DLR	Digital Realty Trust	C	-1.86	0.10	PSA	Public Storage	A	2.48	0.10
2012-10-01	LQDT	Liquidity Services	C	-1.84	0.10	EXPE	Expedia	A	2.37	0.10
2012-11-01	AU	Anglogold Ashanti Adr	D	-2.88	0.10	PPG	Ppg Industries	A	2.28	0.10
2012-11-01	CMI	Cummins	C	-1.87	0.40	MAS	Masco	A	2.39	0.40
2012-11-01	DRX	Elan Corporation	D	-2.88	0.20	AZO	Autozone	A	2.54	0.20
2012-11-01	ATHN	Athenahealth	C	-1.89	0.20	AKAM	Akamai Technologies	A	2.34	0.20
2012-11-01	JBHT	J.b.hunt Transport Services	C	-1.84	0.20	SHW	Sherwin-williams	A	2.34	0.20
2012-11-01	MCRS	Micros Systems	C	-1.87	0.10	VRSN	Verisign	A	2.25	0.10
2012-11-01	EXEL	Exelixis	D	-2.88	0.10	PRGO	Perrigo Company plc	A	2.35	0.10
2012-11-01	AVNR	Avanir Pharmaceuticals	C	-1.88	0.00	DVA	Davita	A	2.30	0.00

Date	Ticker	Name	R	SM	W (%)	Ticker	Name	R	SM	W (%)
2012-11-01	INVA	Innoviva	C	-1.88	0.10	ESRX	Express Scripts	A	2.29	0.10
2012-11-01	PX	Praxair	C	-1.84	1.40	CF	Cf Industries	A	2.27	1.40
2012-11-01	HALO	Halozyme Therapeutics	D	-2.93	0.00	BAX	Baxter International	A	2.26	0.00
2012-11-01	BMRN	Biomarin Pharmaceutical	C	-1.86	0.10	MYL	Mylan N.V.	A	2.25	0.10
2012-11-01	BEAM	Beam Inc	C	-1.85	0.60	PHM	Pultegroup	A	2.84	0.60
2012-11-01	CTXS	Citrix Systems	C	-1.87	0.30	KLAC	Kla-tencor	A	2.24	0.30
2012-11-01	ZIOP	Ziopharm Oncology	C	-1.88	0.00	THC	Tenet Healthcare	A	2.24	0.00
2012-11-01	IVN	Turquoise Hill Resources	D	-2.93	0.20	NI	Nisource	A	2.54	0.20
2012-11-01	HLF	Herbalife	D	-2.88	0.50	STZ	Constellation Brands	A	2.33	0.50
2012-11-01	TSLA	Tesla	D	-2.85	0.10	SNA	Snap-on	A	2.27	0.10
2012-11-01	FOLD	Amicus Therapeutics	C	-1.87	0.10	CVH	Coventry Health Care	A	2.24	0.10
2012-11-01	QLTY	Quality Distribution	D	-2.90	0.10	GWW	Ww Grainger	A	2.34	0.10
2012-11-01	AVEO	AVEO Pharmaceuticals	D	-2.91	0.10	CELG	Celgene	A	2.24	0.10
2012-12-03	AAPL	Apple	C	-1.86	5.80	AKAM	Akamai Technologies	A	2.32	5.80
2012-12-03	AU	Anglogold Ashanti Adr	D	-2.86	0.10	PPG	Ppg Industries	A	2.28	0.10
2012-12-03	NUAN	Nuance Communications	D	-2.86	0.30	CSC	Computer Sciences	A	2.29	0.30
2012-12-03	RAND	Randstad	C	-1.85	0.30	NI	Nisource	A	2.52	0.30
2012-12-03	CMI	Cummins	D	-2.87	0.60	MAS	Masco	A	2.40	0.60
2012-12-03	DRX	Elan Corporation	D	-2.89	0.20	S	Sprint Nextel	A	2.45	0.20
2012-12-03	ATHN	Athenahealth	C	-1.89	0.30	JDSU	JDS Uniphase Corporation	A	2.24	0.30
2012-12-03	NOV	National Oilwell Varco	C	-1.87	0.60	FSLR	First Solar	A	2.39	0.60
2012-12-03	EAT	Brinker International	C	-1.86	0.90	AZO	Autozone	A	2.54	0.90
2012-12-03	DECK	Deckers Outdoor	D	-2.94	0.10	PHM	Pultegroup	A	2.80	0.10
2012-12-03	AVB	Avalonbay Communities	C	-1.85	0.20	MA	Mastercard	A	2.42	0.20
2012-12-03	AMTD	Td Ameritrade	D	-2.85	0.10	EFX	Equifax	A	2.30	0.10
2012-12-03	SAB	SabMiller	C	-1.84	0.20	GPS	Gap	A	2.37	0.20
2012-12-03	MCRS	Micros Systems	D	-2.88	0.50	SYMC	Symantec	A	2.24	0.50
2012-12-03	EA	Electronic Arts	D	-2.90	0.10	STZ	Constellation Brands	A	2.33	0.10
2012-12-03	NEM	Newmont Mining	C	-1.86	0.30	CF	Cf Industries	A	2.27	0.30
2012-12-03	LXRX	Lexicon Pharmaceuticals	C	-1.91	0.00	PRGO	Perrigo Company plc	A	2.31	0.00
2012-12-03	OXY	Occidental Petroleum	D	-2.87	0.30	TSO	Tesoro	A	2.38	0.30
2012-12-03	ROST	Ross Stores	C	-1.87	0.60	CBS	Cbs	A	2.45	0.60
2012-12-03	SCHW	Charles Schwab	C	-1.85	0.30	DFS	Discover Financial Services	A	2.30	0.30
2012-12-03	TJX	Tjx Companies	C	-1.84	1.30	EXPE	Expedia	A	2.39	1.30
2012-12-03	TXT	Textron	C	-1.87	0.60	SHW	Sherwin-williams	A	2.36	0.60
2012-12-03	WFC	Wells Fargo	C	-1.85	2.40	ALL	Allstate	A	2.30	2.40
2012-12-03	G	Goldcorp	C	-1.86	0.10	GWW	Ww Grainger	A	2.33	0.10
2012-12-03	NKE	Nike	C	-1.86	0.40	SNA	Snap-on	A	2.27	0.40
2012-12-03	INVA	Innoviva	C	-1.89	0.10	DVA	Davita	A	2.29	0.10
2012-12-03	ABX	Barrick Gold	D	-2.86	0.10	PCS	T-Mobile US Inc.	A	2.32	0.10
2012-12-03	HALO	Halozyme Therapeutics	D	-2.93	0.00	THC	Tenet Healthcare	A	2.28	0.00
2012-12-03	BEAM	Beam Inc	C	-1.85	0.80	BF.B	Brown-forman	A	2.27	0.80
2012-12-03	CTXS	Citrix Systems	C	-1.88	0.30	HRS	Harris	A	2.23	0.30
2012-12-03	ZIOP	Ziopharm Oncology	C	-1.89	0.00	BAX	Baxter International	A	2.27	0.00
2012-12-03	ASML	Asml	C	-1.86	0.60	TER	Teradyne	A	2.22	0.60
2012-12-03	IVN	Turquoise Hill Resources	D	-2.94	0.20	LOW	Lowe's Companies	A	2.32	0.20
2012-12-03	HLF	Herbalife	D	-2.90	0.40	HSY	The Hershey	A	2.26	0.40
2012-12-03	VOLC	Volcano Corp.	C	-1.85	0.20	MYL	Mylan N.V.	A	2.26	0.20
2012-12-03	QLTY	Quality Distribution	D	-2.92	0.00	ROP	Roper Technologies	A	2.34	0.00
2012-12-03	XNPT	XenoPort	C	-1.90	0.00	CELG	Celgene	A	2.25	0.00
2012-12-03	RDS.A	Royal Dutch Shell Adr	C	-1.85	0.40	EOG	Eog Resources	A	2.23	0.40

Date	Ticker	Name	R	SM	W (%)	Ticker	Name	R	SM	W (%)
2012-12-03	MJN	Mead Johnson Nutrition	D	-2.87	0.70	MAT	Mattel	A	2.25	0.70
2013-01-01	AAPL	Apple	C	-1.87	4.20	AKAM	Akamai Technologies	A	2.37	4.20
2013-01-01	AU	Anglogold Ashanti Adr	D	-2.85	0.10	PPG	Ppg Industries	A	2.31	0.10
2013-01-01	NUAN	Nuance Communications	D	-2.86	0.30	CSC	Computer Sciences	A	2.30	0.30
2013-01-01	RAND	Randstad	C	-1.83	0.20	NI	Nisource	A	2.53	0.20
2013-01-01	DRX	Elan Corporation	D	-2.89	0.30	ROP	Roper Technologies	A	2.34	0.30
2013-01-01	DELL	Dell	D	-2.91	0.20	JDSU	JDS Uniphase Corporation	A	2.26	0.20
2013-01-01	ATHN	Athenahealth	C	-1.87	0.30	HRS	Harris	A	2.25	0.30
2013-01-01	NOV	National Oilwell Varco	C	-1.87	0.60	FSLR	First Solar	A	2.44	0.60
2013-01-01	EAT	Brinker International	C	-1.86	0.90	AZO	Autozone	A	2.51	0.90
2013-01-01	GE	General Electric	C	-1.85	2.90	MAS	Masco	A	2.40	2.90
2013-01-01	AVB	Avalonbay Communities	C	-1.85	0.40	MA	Mastercard	A	2.43	0.40
2013-01-01	NXPI	Nxp Semiconductors	C	-1.84	0.20	TER	Teradyne	A	2.24	0.20
2013-01-01	MCRS	Micros Systems	D	-2.88	0.50	SYMC	Symantec	A	2.24	0.50
2013-01-01	MSFT	Microsoft	D	-2.86	0.10	VRSN	Verisign	A	2.24	0.10
2013-01-01	NEM	Newmont Mining	D	-2.86	0.30	CF	Cf Industries	A	2.26	0.30
2013-01-01	EXEL	Exelixis	D	-2.86	0.10	THC	Tenet Healthcare	A	2.31	0.10
2013-01-01	LXXRX	Lexicon Pharmaceuticals	C	-1.88	0.00	DVA	Davita	A	2.30	0.00
2013-01-01	ROST	Ross Stores	C	-1.87	0.60	CBS	Cbs	A	2.48	0.60
2013-01-01	TJX	Tjx Companies	C	-1.85	1.30	EXPE	Expedia	A	2.40	1.30
2013-01-01	TXT	Textron	C	-1.86	0.70	SHW	Sherwin-williams	A	2.37	0.70
2013-01-01	WFC	Wells Fargo	C	-1.84	2.40	CCI	Crown Castle Intl Corp	A	2.31	2.40
2013-01-01	ALR	Alere	D	-2.86	0.40	BAX	Baxter International	A	2.27	0.40
2013-01-01	G	Goldcorp	D	-2.87	0.10	CM-CSA	Comcast	A	2.31	0.10
2013-01-01	VOD	Vodafone Adr	D	-2.86	0.30	S	Sprint Nextel	A	2.45	0.30
2013-01-01	NKE	Nike	C	-1.85	0.80	PHM	Pultegroup	A	2.85	0.80
2013-01-01	ARIA	Ariad Pharmaceutic	C	-1.87	0.10	MYL	Mylan N.V.	A	2.26	0.10
2013-01-01	INVA	Innoviva	C	-1.88	0.10	CELG	Celgene	A	2.25	0.10
2013-01-01	QCOM	Qualcomm	C	-1.84	0.30	GRMN	Garmin	A	2.23	0.30
2013-01-01	WFM	Whole Foods Market	C	-1.85	0.40	WYN	Wyndham Worldwide	A	2.33	0.40
2013-01-01	ABX	Barrick Gold	D	-2.86	0.10	LOW	Lowe's Companies	A	2.31	0.10
2013-01-01	HALO	Halozyme Therapeutics	D	-2.92	0.00	ESRX	Express Scripts	A	2.25	0.00
2013-01-01	GOLD	Randgold Resources Adr	C	-1.87	0.10	ECL	Ecolab	A	2.25	0.10
2013-01-01	SAAS	Incontact	C	-1.88	0.00	PCS	T-Mobile US Inc.	A	2.30	0.00
2013-01-01	ACOR	Acorda Therapeutics	C	-1.85	0.10	PFE	Pfizer	A	2.25	0.10
2013-01-01	CTXS	Citrix Systems	D	-2.87	0.30	YHOO	Yahoo	A	2.22	0.30
2013-01-01	NBIX	Neurocrine Biosciences	C	-1.86	0.10	CVH	Coventry Health Care	A	2.25	0.10
2013-01-01	VPHM	Viropharma	C	-1.88	0.10	VAR	Varian Medical Systems	A	2.24	0.10
2013-01-01	ASML	Asml	C	-1.86	0.50	INTU	Intuit	A	2.22	0.50
2013-01-01	IVN	Turquoise Hill Resources	D	-2.94	0.20	NX	Twenty-First Century Fox Inc	A	2.31	0.20
2013-01-01	HLF	Herbalife	D	-2.92	0.30	STZ	Constellation Brands	A	2.33	0.30
2013-01-01	FOLD	Amicus Therapeutics	D	-2.92	0.10	ZBH	Zimmer Biomet	A	2.23	0.10
2013-01-01	VOLC	Volcano Corp.	C	-1.87	0.10	ABT	Abbott Laboratories	A	2.23	0.10
2013-01-01	QLTY	Quality Distribution	D	-2.93	0.00	GWW	Ww Grainger	A	2.35	0.00
2013-01-01	XNPT	XenoPort	C	-1.90	0.00	COV	Covidien	A	2.23	0.00
2013-01-01	RDS.A	Royal Dutch Shell Adr	C	-1.84	0.40	TSO	Tesoro	A	2.40	0.40
2013-01-01	HTWR	Heartware International	C	-1.86	0.10	CI	Cigna	A	2.22	0.10

Date	Ticker	Name	R	SM	W (%)	Ticker	Name	R	SM	W (%)
2013-01-01	MJN	Mead Johnson Nutrition	D	-2.88	0.60	DLPH	Delphi Automotive	A	2.32	0.60
2013-02-01	AAPL	Apple	D	-2.89	3.30	AKAM	Akamai Technologies	A	2.37	3.30
2013-02-01	DRX	Elan Corporation	D	-2.89	0.30	NI	Nisource	A	2.58	0.30
2013-02-01	ATHN	Athenahealth	C	-1.85	0.30	CSC	Computer Sciences	A	2.32	0.30
2013-02-01	NOV	National Oilwell Varco	C	-1.86	0.60	TSO	Tesoro	A	2.45	0.60
2013-02-01	EAT	Brinker International	C	-1.84	1.00	CBS	Cbs	A	2.53	1.00
2013-02-01	GE	General Electric	C	-1.84	2.10	MAS	Masco	A	2.45	2.10
2013-02-01	AVB	Avalonbay Communities	C	-1.86	0.40	GNW	Genworth Financial	A	2.38	0.40
2013-02-01	KO	Coca-cola	C	-1.85	0.10	PHM	Pultegroup	A	2.96	0.10
2013-02-01	MCRS	Micros Systems	D	-2.87	0.50	JDSU	JDS Uniphase Corporation	A	2.29	0.50
2013-02-01	MRK	Merck & Co	C	-1.85	2.00	THC	Tenet Healthcare	A	2.37	2.00
2013-02-01	NEM	Newmont Mining	D	-2.87	0.20	PPG	Ppg Industries	A	2.32	0.20
2013-02-01	LXRX	Lexicon Pharmaceuticals	C	-1.89	0.00	CELG	Celgene	A	2.33	0.00
2013-02-01	ROST	Ross Stores	C	-1.86	0.60	NFLX	Netflix	A	2.51	0.60
2013-02-01	VFC	Vf	C	-1.85	0.50	STZ	Constellation Brands	A	2.30	0.50
2013-02-01	WFC	Wells Fargo	C	-1.84	2.40	EFX	Equifax	A	2.33	2.40
2013-02-01	G	Goldcorp	D	-2.87	0.30	FSLR	First Solar	A	2.40	0.30
2013-02-01	VOD	Vodafone Adr	D	-2.85	0.30	S	Sprint Nextel	A	2.45	0.30
2013-02-01	ARIA	Ariad Pharmaceutical	C	-1.86	0.20	DVA	Davita	A	2.32	0.20
2013-02-01	INVA	Innoviva	C	-1.88	0.10	BAX	Baxter International	A	2.28	0.10
2013-02-01	WFM	Whole Foods Market	C	-1.84	0.40	EXPE	Expedia	A	2.43	0.40
2013-02-01	GOLD	Randgold Resources Adr	C	-1.87	0.00	CF	Cf Industries	A	2.30	0.00
2013-02-01	SAAS	Incontact	C	-1.85	0.00	PCS	T-Mobile US Inc.	A	2.29	0.00
2013-02-01	BTU	Peabody Energy Corp	C	-1.85	0.20	ECL	Ecolab	A	2.26	0.20
2013-02-01	VPHM	Viropharma	C	-1.85	0.10	MYL	Mylan N.V.	A	2.28	0.10
2013-02-01	HLF	Herbalife	D	-2.92	0.20	HSY	The Hershey	A	2.29	0.20
2013-02-01	MTEM	Molecular Templates	D	-2.91	0.10	LIFE	Life Technologies	A	2.27	0.10
2013-02-01	FOLD	Amicus Therapeutics	D	-2.89	0.10	PFE	Pfizer	A	2.27	0.10
2013-02-01	QLTY	Quality Distribution	D	-2.91	0.10	SHW	Sherwin-williams	A	2.39	0.10
2013-02-01	LULU	Lululemon Athletica	C	-1.85	0.10	SNA	Snap-on	A	2.28	0.10
2013-03-01	AAPL	Apple	D	-2.90	2.60	CSC	Computer Sciences	A	2.36	2.60
2013-03-01	SU	Suncor Energy	C	-1.85	0.40	NI	Nisource	A	2.59	0.40
2013-03-01	AEO	American Eagle Outfitters	C	-1.85	0.10	NFLX	Netflix	A	2.59	0.10
2013-03-01	CIE	Cobalt International Energy	C	-1.88	0.10	TSO	Tesoro	A	2.53	0.10
2013-03-01	NOV	National Oilwell Varco	D	-2.87	0.50	VLO	Valero Energy	A	2.38	0.50
2013-03-01	LB	L Brands	D	-2.86	0.90	CBS	Cbs	A	2.55	0.90
2013-03-01	MCRS	Micros Systems	D	-2.88	0.50	AKAM	Akamai Technologies	A	2.33	0.50
2013-03-01	MRK	Merck & Co	C	-1.85	2.10	THC	Tenet Healthcare	A	2.37	2.10
2013-03-01	NEM	Newmont Mining	D	-2.88	0.10	PPG	Ppg Industries	A	2.31	0.10
2013-03-01	EXEL	Exelixis	D	-2.84	0.10	CELG	Celgene	A	2.34	0.10
2013-03-01	LXRX	Lexicon Pharmaceuticals	C	-1.90	0.00	DVA	Davita	A	2.32	0.00
2013-03-01	ROST	Ross Stores	D	-2.86	0.60	EXPE	Expedia	A	2.41	0.60
2013-03-01	RYL	Ryland Gp	C	-1.86	0.10	PHM	Pultegroup	A	2.91	0.10
2013-03-01	G	Goldcorp	D	-2.88	0.20	MAS	Masco	A	2.46	0.20
2013-03-01	INVA	Innoviva	C	-1.89	0.10	MYL	Mylan N.V.	A	2.29	0.10
2013-03-01	WFM	Whole Foods Market	C	-1.86	0.50	WYN	Wyndham Worldwide	A	2.38	0.50
2013-03-01	BTU	Peabody Energy Corp	C	-1.88	0.20	ECL	Ecolab	A	2.27	0.20
2013-03-01	VPHM	Viropharma	C	-1.86	0.10	BAX	Baxter International	A	2.28	0.10
2013-03-01	HLF	Herbalife	D	-2.91	0.30	STZ	Constellation Brands	A	2.41	0.30

Date	Ticker	Name	R	SM	W (%)	Ticker	Name	R	SM	W (%)
2013-03-01	MTEM	Molecular Templates	D	-2.91	0.10	PFE	Pfizer	A	2.27	0.10
2013-03-01	FOLD	Amicus Therapeutics	D	-2.92	0.00	ESRX	Express Scripts	A	2.27	0.00
2013-03-01	LULU	Lululemon Athletica	C	-1.86	0.30	HSY	The Hershey	A	2.30	0.30
2013-04-01	AAPL	Apple	D	-2.90	2.00	CSC	Computer Sciences	A	2.36	2.00
2013-04-01	SU	Suncor Energy Cobalt	C	-1.85	0.40	NI	Nisource	A	2.62	0.40
2013-04-01	CIE	International Energy	C	-1.87	0.10	TSO	Tesoro	A	2.52	0.10
2013-04-01	NOV	National Oilwell Varco	D	-2.86	0.50	FSLR	First Solar	A	2.38	0.50
2013-04-01	LB	L Brands	D	-2.86	0.80	NFLX	Netflix	A	2.57	0.80
2013-04-01	MRK	Merck & Co	C	-1.85	1.30	THC	Tenet Healthcare	A	2.46	1.30
2013-04-01	EXEL	Exelixis	D	-2.84	0.10	CELG	Celgene	A	2.38	0.10
2013-04-01	G	Goldcorp	D	-2.88	0.20	S	Sprint Nextel	A	2.49	0.20
2013-04-01	ARIA	Ariad Pharmaceutic	C	-1.86	0.10	DVA	Davita	A	2.32	0.10
2013-04-01	WFM	Whole Foods Market	C	-1.86	0.60	WYN	Wyndham Worldwide	A	2.40	0.60
2013-04-01	BTU	Peabody Energy Corp	D	-2.88	0.20	PPG	Ppg Industries	A	2.31	0.20
2013-04-01	IVN	Turquoise Hill Resources	D	-2.89	0.10	MAS	Masco	A	2.48	0.10
2013-04-01	HLF	Herbalife	D	-2.91	0.30	PHM	Pultegroup	A	2.95	0.30
2013-04-01	FOLD	Amicus Therapeutics	D	-2.92	0.00	BAX	Baxter International	A	2.30	0.00
2013-04-01	LULU	Lululemon Athletica	D	-2.87	0.30	STZ	Constellation Brands	A	2.44	0.30
2013-05-01	AAPL	Apple	D	-2.90	1.90	CSC	Computer Sciences	A	2.34	1.90
2013-05-01	SU	Suncor Energy	C	-1.85	0.50	NI	Nisource	A	2.65	0.50
2013-05-01	VOW3	Volkswagen	C	-1.86	0.30	S	Sprint Nextel	A	2.56	0.30
2013-05-01	CMI	Cummins	C	-1.86	0.60	MAS	Masco	A	2.49	0.60
2013-05-01	ESV	Ensc	C	-1.85	0.60	FSLR	First Solar	A	2.65	0.60
2013-05-01	NOV	National Oilwell Varco	D	-2.87	0.50	TSO	Tesoro	A	2.47	0.50
2013-05-01	MCRS	Micros Systems	D	-2.85	0.20	SYMC	Symantec	A	2.31	0.20
2013-05-01	TOL	Toll Brothers	C	-1.85	0.40	PHM	Pultegroup	A	2.98	0.40
2013-05-01	AMZN	Amazon.com	C	-1.85	0.90	NFLX	Netflix	A	2.66	0.90
2013-05-01	VMC	Vulcan Materials Co	C	-1.86	0.60	SHW	Sherwin-williams	A	2.43	0.60
2013-05-01	JNPR	Juniper Networks	C	-1.88	0.50	HPQ	Hewlett-Packard	A	2.29	0.50
2013-05-01	G	Goldcorp	D	-2.89	0.20	MA	Mastercard	A	2.47	0.20
2013-05-01	ARIA	Ariad Pharmaceutic	C	-1.87	0.10	THC	Tenet Healthcare	A	2.42	0.10
2013-05-01	WFM	Whole Foods Market	D	-2.85	0.60	BBY	Best Buy	A	2.38	0.60
2013-05-01	BTU	Peabody Energy Corp	D	-2.88	0.00	PPG	Ppg Industries	A	2.33	0.00
2013-05-01	XOM	Exxon Mobil	C	-1.84	1.40	VLO	Valero Energy	A	2.35	1.40
2013-05-01	VPHM	Viropharma	C	-1.83	0.10	CELG	Celgene	A	2.37	0.10
2013-05-01	ASML	Asml	C	-1.84	0.30	MU	Micron Technology	A	2.28	0.30
2013-05-01	IVN	Turquoise Hill Resources	D	-2.87	0.10	GWW	Ww Grainger	A	2.41	0.10
2013-05-01	SWKS	Skyworks Solutions	D	-2.86	0.50	VRSN	Verisign	A	2.28	0.50
2013-05-01	HLF	Herbalife	D	-2.91	0.30	STZ	Constellation Brands	A	2.46	0.30
2013-05-01	FOLD	Amicus Therapeutics	D	-2.91	0.00	DVA	Davita	A	2.32	0.00
2013-05-01	ET	ExactTarget	D	-2.88	0.20	WDC	Western Digital	A	2.27	0.20
2013-06-03	AAPL	Apple	D	-2.89	2.90	MU	Micron Technology	A	2.36	2.90
2013-06-03	CTSH	Cognizant Technology Solutions	C	-1.87	0.70	HPQ	Hewlett-Packard	A	2.35	0.70
2013-06-03	SU	Suncor Energy	C	-1.85	0.50	NI	Nisource	A	2.61	0.50
2013-06-03	CMI	Cummins	C	-1.84	0.50	KSU	Kansas City Southern	A	2.56	0.50
2013-06-03	AEO	American Eagle Outfitters	D	-2.85	0.10	NFLX	Netflix	A	2.69	0.10
2013-06-03	ATHN	Athenahealth	C	-1.86	0.20	CSC	Computer Sciences	A	2.33	0.20
2013-06-03	ESV	Ensc	C	-1.85	0.60	FSLR	First Solar	A	2.76	0.60
2013-06-03	NOV	National Oilwell Varco	D	-2.86	0.50	TSO	Tesoro	A	2.55	0.50

Date	Ticker	Name	R	SM	W (%)	Ticker	Name	R	SM	W (%)
2013-06-03	MCRS	Micros Systems	D	-2.85	0.10	WDC	Western Digital	A	2.32	0.10
2013-06-03	TOL	Toll Brothers	C	-1.85	0.30	PHM	Pultegroup	A	3.00	0.30
2013-06-03	AMZN	Amazon.com	C	-1.84	0.80	TRIP	Tripadvisor	A	2.42	0.80
2013-06-03	TXT	Textron	C	-1.86	0.30	MAS	Masco	A	2.50	0.30
2013-06-03	VMC	Vulcan Materials Co	C	-1.85	0.60	SHW	Sherwin-williams	A	2.45	0.60
2013-06-03	GEVA	Synageva BioPharma Corp.	C	-1.88	0.10	THC	Tenet Healthcare	A	2.45	0.10
2013-06-03	JNPR	Juniper Networks	C	-1.87	0.50	YHOO	Yahoo	A	2.30	0.50
2013-06-03	G	Goldcorp	D	-2.89	0.20	S	Sprint Nextel	A	2.57	0.20
2013-06-03	ARIA	Ariad Pharmaceutical	C	-1.87	0.10	CELG	Celgene	A	2.39	0.10
2013-06-03	QCOM	Qualcomm	C	-1.84	0.80	STX	Seagate Technology	A	2.29	0.80
2013-06-03	PAGE	Pagegroup	C	-1.86	0.10	MPC	Marathon Petroleum	A	2.51	0.10
2013-06-03	IVN	Turquoise Hill Resources	D	-2.85	0.10	MA	Mastercard	A	2.50	0.10
2013-06-03	FOLD	Amicus Therapeutics	D	-2.90	0.00	DVA	Davita	A	2.34	0.00
2013-06-03	CNQ	Canadian Natural Resources	C	-1.85	0.40	STZ	Constellation Brands	A	2.50	0.40
2013-07-01	AAPL	Apple	D	-2.90	2.70	MU	Micron Technology	A	2.43	2.70
2013-07-01	CTSH	Cognizant Technology Solutions	C	-1.87	0.40	HPQ	Hewlett-Packard	A	2.35	0.40
2013-07-01	SU	Suncor Energy	C	-1.85	0.50	NI	Nisource	A	2.61	0.50
2013-07-01	AEO	American Eagle Outfitters	D	-2.86	0.10	NFLX	Netflix	A	2.69	0.10
2013-07-01	ATHN	Athenahealth	C	-1.86	0.20	CSC	Computer Sciences	A	2.33	0.20
2013-07-01	SGSN	Sgs	C	-1.86	0.10	S	Sprint Nextel	A	2.56	0.10
2013-07-01	ESV	Ensco	C	-1.85	0.50	FSLR	First Solar	A	2.66	0.50
2013-07-01	ORCL	Oracle	C	-1.86	1.80	WDC	Western Digital	A	2.31	1.80
2013-07-01	TOL	Toll Brothers	C	-1.86	0.20	PHM	Pultegroup	A	2.90	0.20
2013-07-01	TXT	Textron	C	-1.86	0.20	KSU	Kansas City Southern	A	2.56	0.20
2013-07-01	GEVA	Synageva BioPharma Corp.	D	-2.87	0.10	THC	Tenet Healthcare	A	2.44	0.10
2013-07-01	JNPR	Juniper Networks	C	-1.86	0.60	STX	Seagate Technology	A	2.30	0.60
2013-07-01	G	Goldcorp	D	-2.90	0.20	MA	Mastercard	A	2.51	0.20
2013-07-01	TSS	Total System Services	C	-1.83	0.30	MAS	Masco	A	2.49	0.30
2013-07-01	EBAY	Ebay	C	-1.85	0.70	GME	Gamestop Corp New	A	2.45	0.70
2013-07-01	ARIA	Ariad Pharmaceutical	D	-2.85	0.10	CELG	Celgene	A	2.38	0.10
2013-07-01	QCOM	Qualcomm	C	-1.85	0.80	AMD	Advanced Micro Devices	A	2.28	0.80
2013-07-01	INFI	Infinity Pharmaceuticals	C	-1.94	0.00	DVA	Davita	A	2.33	0.00
2013-07-01	MTW	Manitowoc	C	-1.86	0.50	GWW	Ww Grainger	A	2.43	0.50
2013-07-01	RAX	Rackspace Hosting	D	-2.92	0.20	SYMC	Symantec	A	2.28	0.20
2013-07-01	PAGE	Pagegroup	C	-1.86	0.10	STZ	Constellation Brands	A	2.49	0.10
2013-07-01	IVN	Turquoise Hill Resources	D	-2.87	0.10	TSO	Tesoro	A	2.48	0.10
2013-07-01	BVI	Bureau Veritas	C	-1.86	0.10	DLPH	Delphi Automotive	A	2.44	0.10
2013-07-01	FOLD	Amicus Therapeutics	D	-2.93	0.00	LIFE	Life Technologies	A	2.31	0.00
2013-07-01	CNQ	Canadian Natural Resources	C	-1.85	0.40	SHW	Sherwin-williams	A	2.43	0.40
2013-07-01	ABI	Anheuser-busch Inbev	C	-1.85	0.20	TRIP	Tripadvisor	A	2.41	0.20
2013-08-01	AAPL	Apple	D	-2.89	3.20	MU	Micron Technology	A	2.41	3.20
2013-08-01	CTSH	Cognizant Technology Solutions	C	-1.85	0.40	HPQ	Hewlett-Packard	A	2.37	0.40
2013-08-01	BCS	Barclays Adr	C	-1.86	0.10	MA	Mastercard	A	2.56	0.10
2013-08-01	MON	Monsanto	C	-1.85	1.80	STZ	Constellation Brands	A	2.49	1.80
2013-08-01	ESV	Ensco	C	-1.84	0.40	FSLR	First Solar	A	2.68	0.40
2013-08-01	LLY	Eli Lilly	C	-1.85	0.20	CELG	Celgene	A	2.48	0.20
2013-08-01	ORCL	Oracle	C	-1.85	1.50	CSC	Computer Sciences	A	2.36	1.50
2013-08-01	PHM	Pultegroup	C	-1.89	0.10	DLPH	Delphi Automotive	A	2.47	0.10

Date	Ticker	Name	R	SM	W (%)	Ticker	Name	R	SM	W (%)
2013-08-01	RYL	Ryland Gp	C	-1.87	0.10	WHR	Whirlpool	A	2.42	0.10
2013-08-01	TXT	Textron	C	-1.85	0.30	KSU	Kansas City Southern	A	2.57	0.30
2013-08-01	VMC	Vulcan Materials Co	C	-1.85	0.60	MAS	Masco	A	2.51	0.60
2013-08-01	WMB	Williams Companies	C	-1.84	0.40	TSO	Tesoro	A	2.53	0.40
2013-08-01	G	Goldcorp	D	-2.90	0.20	NI	Nisource	A	2.66	0.20
2013-08-01	EBAY	Ebay	C	-1.85	0.70	NFLX	Netflix	A	2.77	0.70
2013-08-01	QCOM	Qualcomm	C	-1.84	1.10	SYMC	Symantec	A	2.34	1.10
2013-08-01	INFI	Infinity Pharmaceuticals	C	-1.92	0.00	THC	Tenet Healthcare	A	2.42	0.00
2013-08-01	DHI	D.r. Horton	C	-1.88	0.20	EA	Electronic Arts	A	2.40	0.20
2013-08-01	RAX	Rackspace Hosting	D	-2.90	0.30	WDC	Western Digital	A	2.33	0.30
2013-08-01	UNA	Unilever	C	-1.85	0.30	GME	Gamestop Corp New	A	2.53	0.30
2013-08-01	IVN	Turquoise Hill Resources	D	-2.90	0.00	TRIP	Tripadvisor	A	2.52	0.00
2013-08-01	FOLD	Amicus Therapeutics	D	-2.93	0.00	MYL	Mylan N.V.	A	2.33	0.00
2013-08-01	MPC	Marathon Petroleum	C	-1.86	0.10	PXD	Pioneer Natural Resources	A	2.37	0.10
2013-08-01	ABI	Anheuser-busch Inbev	C	-1.84	0.20	GWW	Ww Grainger	A	2.46	0.20
2013-09-02	PWR	Quanta Services	C	-1.86	0.10	KSU	Kansas City Southern	A	2.54	0.10
2013-09-02	MON	Monsanto	C	-1.85	1.90	STZ	Constellation Brands	A	2.50	1.90
2013-09-02	ESV	Ensco	C	-1.85	0.40	PXD	Pioneer Natural Resources	A	2.37	0.40
2013-09-02	KO	Coca-cola	C	-1.85	1.60	DLPH	Delphi Automotive	A	2.47	1.60
2013-09-02	LEG	Leggett & Platt	C	-1.86	0.30	EA	Electronic Arts	A	2.41	0.30
2013-09-02	LEN	Lennar	D	-2.88	0.20	WHR	Whirlpool	A	2.39	0.20
2013-09-02	LLY	Eli Lilly	C	-1.85	0.20	CELG	Celgene	A	2.45	0.20
2013-09-02	ORCL	Oracle	C	-1.85	1.00	MU	Micron Technology	A	2.41	1.00
2013-09-02	PHM	Pultegroup	C	-1.89	0.10	PVH	Pvh	A	2.38	0.10
2013-09-02	RL	Ralph Lauren	C	-1.85	0.30	HSY	The Hershey	A	2.33	0.30
2013-09-02	RYL	Ryland Gp	C	-1.88	0.10	SNA	Snap-on	A	2.32	0.10
2013-09-02	TOL	Toll Brothers	D	-2.85	0.20	TSN	Tyson Foods	A	2.32	0.20
2013-09-02	VMC	Vulcan Materials Co	C	-1.85	0.50	GWW	Ww Grainger	A	2.42	0.50
2013-09-02	WMB	Williams Companies	C	-1.84	0.40	EQT	Eqst	A	2.32	0.40
2013-09-02	ACN	Accenture Cl A	C	-1.86	0.80	ROP	Roper Technologies	A	2.38	0.80
2013-09-02	DHI	D.r. Horton	C	-1.89	0.20	F	Ford Motor	A	2.30	0.20
2013-09-02	RAX	Rackspace Hosting	D	-2.91	0.30	CSC	Computer Sciences	A	2.37	0.30
2013-09-02	BEAM	Beam Inc	C	-1.85	0.30	GM	General Motors	A	2.30	0.30
2013-09-02	UNA	Unilever	C	-1.85	0.30	NFLX	Netflix	A	2.88	0.30
2013-09-02	MTEM	Molecular Templates	C	-1.88	0.10	MYL	Mylan N.V.	A	2.34	0.10
2013-09-02	FOLD	Amicus Therapeutics	D	-2.93	0.00	CI	Cigna	A	2.33	0.00
2013-09-02	LULU	Lululemon Athletica	C	-1.86	0.30	FOSL	Fossil	A	2.30	0.30
2013-09-02	DPS	Dr Pepper Snapple	C	-1.85	0.40	JCI	Johnson Controls	A	2.29	0.40
2013-09-02	MJN	Mead Johnson Nutrition	C	-1.85	0.30	GT	Goodyear Tire & Rubber	A	2.28	0.30
2013-09-02	MPC	Marathon Petroleum	C	-1.87	0.10	EOG	Eog Resources	A	2.31	0.10
2013-09-02	ABI	Anheuser-busch Inbev	C	-1.85	0.20	NI	Nisource	A	2.62	0.20
2013-10-01	AMT	American Tower	D	-2.85	1.20	MA	Mastercard	A	2.59	1.20
2013-10-01	PWR	Quanta Services	C	-1.85	0.10	KSU	Kansas City Southern	A	2.57	0.10
2013-10-01	ESV	Ensco	C	-1.85	0.40	PXD	Pioneer Natural Resources	A	2.41	0.40
2013-10-01	KO	Coca-cola	C	-1.85	1.60	STZ	Constellation Brands	A	2.54	1.60
2013-10-01	LEG	Leggett & Platt	C	-1.85	0.30	DLPH	Delphi Automotive	A	2.50	0.30
2013-10-01	LEN	Lennar	D	-2.86	0.20	WHR	Whirlpool	A	2.44	0.20
2013-10-01	ORCL	Oracle	C	-1.85	0.50	MU	Micron Technology	A	2.54	0.50
2013-10-01	PHM	Pultegroup	C	-1.89	0.10	EA	Electronic Arts	A	2.40	0.10
2013-10-01	EPC	Edgewell Personal Care	C	-1.86	0.30	SNA	Snap-on	A	2.35	0.30

Date	Ticker	Name	R	SM	W (%)	Ticker	Name	R	SM	W (%)
2013-10-01	RL	Ralph Lauren	C	-1.85	0.30	PVH	Pvh	A	2.34	0.30
2013-10-01	RYL	Ryland Gp	C	-1.86	0.10	HSY	The Hershey	A	2.33	0.10
2013-10-01	TOL	Toll Brothers	D	-2.84	0.10	GT	Goodyear Tire & Rubber	A	2.32	0.10
2013-10-01	VMC	Vulcan Materials Co	C	-1.84	0.60	GWW	Ww Grainger	A	2.45	0.60
2013-10-01	ULVR	Unilever Potash	C	-1.86	0.20	NI	Nisource	A	2.66	0.20
2013-10-01	POT	Corporation Of Saskatchewan	D	-2.88	0.10	GME	Gamestop Corp New	A	2.54	0.10
2013-10-01	ACN	Accenture Cl A	C	-1.85	0.40	IR	Ingersoll-rand	A	2.41	0.40
2013-10-01	AAN	Aaron's	D	-2.84	0.10	NFLX	Netflix	A	3.00	0.10
2013-10-01	DHI	D.r. Horton	D	-2.88	0.20	F	Ford Motor	A	2.32	0.20
2013-10-01	RAX	Rackspace Hosting	D	-2.89	0.50	CSC	Computer Sciences	A	2.39	0.50
2013-10-01	MTEM	Molecular Templates	D	-2.86	0.10	CELG	Celgene	A	2.50	0.10
2013-10-01	FOLD	Amicus Therapeutics	D	-2.93	0.00	VRTX	Vertex Pharmaceuticals	A	2.45	0.00
2013-10-01	LULU	Lululemon Athletica	C	-1.85	0.10	GM	General Motors	A	2.32	0.10
2013-10-01	DPS	Dr Pepper Snapple	C	-1.85	0.20	TSN	Tyson Foods	A	2.32	0.20
2013-10-01	MJN	Mead Johnson Nutrition	C	-1.86	0.30	FOSL	Fossil	A	2.30	0.30
2013-10-01	MPC	Marathon Petroleum	C	-1.88	0.10	EOG	Eog Resources	A	2.34	0.10
2013-11-01	EME	Emcor	C	-1.86	0.20	KSU	Kansas City Southern	A	2.63	0.20
2013-11-01	SYMC	Symantec	C	-1.86	0.20	MU	Micron Technology	A	2.54	0.20
2013-11-01	YUM	Yum Brands	C	-1.85	0.20	GME	Gamestop Corp New	A	2.58	0.20
2013-11-01	ESV	Enesco	D	-2.84	0.30	PXD	Pioneer Natural Resources	A	2.43	0.30
2013-11-01	GMCR	Keurig Green Mountain	C	-1.88	0.50	STZ	Constellation Brands	A	2.61	0.50
2013-11-01	ISRG	Intuitive Surgical	D	-2.89	0.30	CELG	Celgene	A	2.49	0.30
2013-11-01	KO	Coca-cola	C	-1.85	1.70	DLPH	Delphi Automotive	A	2.49	1.70
2013-11-01	LEG	Leggett & Platt	C	-1.86	0.30	WHR	Whirlpool	A	2.45	0.30
2013-11-01	LLY	Eli Lilly	C	-1.84	0.20	VRTX	Vertex Pharmaceuticals	A	2.39	0.20
2013-11-01	PHM	Pultegroup	D	-2.88	0.10	EA	Electronic Arts	A	2.39	0.10
2013-11-01	EPC	Edgewell Personal Care	C	-1.85	0.30	SNA	Snap-on	A	2.36	0.30
2013-11-01	RL	Ralph Lauren	C	-1.85	0.40	HSY	The Hershey	A	2.36	0.40
2013-11-01	EVC	Entravision Communications	C	-1.85	0.10	TRIP	Tripadvisor	A	2.57	0.10
2013-11-01	VMI	Valmont Industries	C	-1.86	0.20	GWW	Ww Grainger	A	2.46	0.20
2013-11-01	JNPR	Juniper Networks	C	-1.86	0.50	CSC	Computer Sciences	A	2.37	0.50
2013-11-01	G	Goldcorp	D	-2.87	0.10	NI	Nisource	A	2.67	0.10
2013-11-01	ULVR	Unilever	C	-1.86	0.30	MA	Mastercard	A	2.64	0.30
2013-11-01	CSCO	Cisco Systems	C	-1.86	0.70	YHOO	Yahoo	A	2.37	0.70
2013-11-01	POT	Corporation Of Saskatchewan	D	-2.88	0.10	AMP	Ameriprise Financial	A	2.45	0.10
2013-11-01	ACOR	Acorda Therapeutics	C	-1.87	0.20	MYL	Mylan N.V.	A	2.37	0.20
2013-11-01	CVX	Chevron	C	-1.85	0.10	EOG	Eog Resources	A	2.36	0.10
2013-11-01	UAL	United Continental	C	-1.84	0.30	FOXA	Twenty-first Century Fox	A	2.47	0.30
2013-11-01	MTEM	Molecular Templates	D	-2.88	0.10	TMO	Thermo Fisher Scientific	A	2.33	0.10
2013-11-01	FOLD	Amicus Therapeutics	D	-2.94	0.00	CI	Cigna	A	2.33	0.00
2013-11-01	MPC	Marathon Petroleum	C	-1.87	0.20	HP	Helmerich & Payne	A	2.33	0.20
2013-12-02	EME	Emcor	C	-1.85	0.20	KSU	Kansas City Southern	A	2.63	0.20
2013-12-02	GMCR	Keurig Green Mountain	C	-1.87	0.50	STZ	Constellation Brands	A	2.66	0.50
2013-12-02	ISRG	Intuitive Surgical	D	-2.89	0.60	CELG	Celgene	A	2.52	0.60
2013-12-02	LEG	Leggett & Platt	C	-1.86	0.30	DLPH	Delphi Automotive	A	2.49	0.30
2013-12-02	LLY	Eli Lilly	D	-2.84	0.10	MYL	Mylan N.V.	A	2.43	0.10
2013-12-02	RL	Ralph Lauren	C	-1.85	0.60	WHR	Whirlpool	A	2.45	0.60
2013-12-02	VMI	Valmont Industries	C	-1.83	0.20	IR	Ingersoll-rand	A	2.45	0.20
2013-12-02	G	Goldcorp	D	-2.88	0.10	NI	Nisource	A	2.67	0.10
2013-12-02	COG	Cabot Oil & Gas	C	-1.85	0.30	PXD	Pioneer Natural Resources	A	2.38	0.30

Date	Ticker	Name	R	SM	W (%)	Ticker	Name	R	SM	W (%)
2013-12-02	CSCO	Cisco Systems	C	-1.87	0.60	MU	Micron Technology	A	2.65	0.60
2013-12-02	POT	Potash Corporation Of Saskatchewan	D	-2.87	0.10	MA	Mastercard	A	2.66	0.10
2013-12-02	MTW	Manitowoc	C	-1.84	0.60	GWW	Ww Grainger	A	2.44	0.60
2013-12-02	RAX	Rackspace Hosting	C	-1.88	0.80	YHOO	Yahoo	A	2.41	0.80
2013-12-02	ACOR	Acorda Therapeutics	C	-1.86	0.30	VRTX	Vertex Pharmaceuticals	A	2.40	0.30
2013-12-02	UNA	Unilever	D	-2.85	0.20	TRIP	Tripadvisor	A	2.59	0.20
2013-12-02	CVX	Chevron	C	-1.84	0.10	HP	Helmerich & Payne	A	2.33	0.10
2013-12-02	MTEM	Molecular Templates	D	-2.86	0.10	CI	Cigna	A	2.37	0.10
2013-12-02	FOLD	Amicus Therapeutics	D	-2.93	0.00	TMO	Thermo Fisher Scientific	A	2.34	0.00
2013-12-02	AEGR	Aegerion Pharmaceuticals	C	-1.88	0.10	FRX	Forest Laboratories	A	2.33	0.10
2014-01-01	EMC	EMC Corp	D	-2.84	0.10	MU	Micron Technology	A	2.66	0.10
2014-01-01	GMCR	Keurig Green Mountain	C	-1.86	0.50	STZ	Constellation Brands	A	2.65	0.50
2014-01-01	ISRG	Intuitive Surgical	D	-2.89	0.60	CELG	Celgene	A	2.54	0.60
2014-01-01	LEG	Leggett & Platt	C	-1.85	0.30	MHK	Mohawk Industries	A	2.61	0.30
2014-01-01	LLY	Eli Lilly	D	-2.84	0.10	VRTX	Vertex Pharmaceuticals	A	2.43	0.10
2014-01-01	G	Goldcorp	D	-2.88	0.10	ADS	Alliance Data Systems	A	2.74	0.10
2014-01-01	PCYC	Pharmacyclics	C	-1.87	0.10	MYL	Mylan N.V.	A	2.42	0.10
2014-01-01	COG	Cabot Oil & Gas	C	-1.83	0.30	PXD	Pioneer Natural Resources	A	2.39	0.30
2014-01-01	CSCO	Cisco Systems	C	-1.86	0.70	YHOO	Yahoo	A	2.45	0.70
2014-01-01	POT	Potash Corporation Of Saskatchewan	D	-2.87	0.10	MA	Mastercard	A	2.73	0.10
2014-01-01	RAX	Rackspace Hosting	C	-1.88	0.80	WDC	Western Digital	A	2.42	0.80
2014-01-01	ACOR	Acorda Therapeutics	C	-1.88	0.20	TMO	Thermo Fisher Scientific	A	2.37	0.20
2014-01-01	NBIX	Neurocrine Biosciences	D	-2.91	0.10	CI	Cigna	A	2.37	0.10
2014-01-01	CVX	Chevron	C	-1.84	0.10	HP	Helmerich & Payne	A	2.36	0.10
2014-01-01	MTEM	Molecular Templates	D	-2.87	0.00	FRX	Forest Laboratories	A	2.35	0.00
2014-01-01	FOLD	Amicus Therapeutics	D	-2.93	0.00	ESRX	Express Scripts	A	2.33	0.00
2014-01-01	AEGR	Aegerion Pharmaceuticals	C	-1.88	0.10	ZBH	Zimmer Biomet	A	2.33	0.10
2014-01-01	N	Netsuite	C	-1.85	0.30	CSC	Computer Sciences	A	2.41	0.30
2014-02-03	AIG	American International	C	-1.85	0.70	MA	Mastercard	A	2.64	0.70
2014-02-03	BBY	Best Buy	C	-1.91	0.30	TRIP	Tripadvisor	A	2.50	0.30
2014-02-03	VRSK	Verisk Analytics	C	-1.85	0.50	ADS	Alliance Data Systems	A	2.67	0.50
2014-02-03	FSLR	First Solar	C	-1.87	0.10	HP	Helmerich & Payne	A	2.37	0.10
2014-02-03	ESV	Ensco	D	-2.87	0.30	EQT	Eqst	A	2.35	0.30
2014-02-03	NOV	National Oilwell Varco	C	-1.85	0.40	CHK	Chesapeake Energy	A	2.26	0.40
2014-02-03	KR	Kroger	C	-1.86	1.20	FOXA	Twenty-first Century Fox	A	2.42	1.20
2014-02-03	COP	Conocophillips	C	-1.86	1.50	HAL	Halliburton	A	2.25	1.50
2014-02-03	EW	Edwards Lifesciences	D	-2.85	0.50	VRTX	Vertex Pharmaceuticals	A	2.45	0.50
2014-02-03	RL	Ralph Lauren	D	-2.86	0.50	STZ	Constellation Brands	A	2.70	0.50
2014-02-03	ROST	Ross Stores	C	-1.87	0.20	DIS	Walt Disney	A	2.40	0.20
2014-02-03	DLTR	Dollar Tree	C	-1.86	0.50	LOW	Lowe's Companies	A	2.40	0.50
2014-02-03	SCI	Service Corporation International	C	-1.85	0.10	LUV	Southwest Airlines	A	2.39	0.10
2014-02-03	CSCO	Cisco Systems	C	-1.86	0.50	MU	Micron Technology	A	2.69	0.50
2014-02-03	PRGS	Progress Software	C	-1.85	0.10	CSC	Computer Sciences	A	2.43	0.10
2014-02-03	9984	Softbank	C	-1.87	0.10	NI	Nisource	A	2.72	0.10
2014-02-03	WFM	Whole Foods Market	C	-1.87	0.60	CMG	Chipotle Mexican Grill	A	2.38	0.60
2014-02-03	SBUX	Starbucks	C	-1.86	0.20	WYNN	Wynn Resorts	A	2.38	0.20

Date	Ticker	Name	R	SM	W (%)	Ticker	Name	R	SM	W (%)
2014-02-03	POT	Potash Corporation Of Saskatchewan	D	-2.87	0.10	DLPH	Delphi Automotive	A	2.50	0.10
2014-02-03	AAN	Aaron's	D	-2.85	0.10	DISCA	Discovery Communications	A	2.35	0.10
2014-02-03	BG	Bunge	C	-1.85	0.50	MHK	Mohawk Industries	A	2.56	0.50
2014-02-03	RAX	Rackspace Hosting	D	-2.89	0.80	WDC	Western Digital	A	2.42	0.80
2014-02-03	ACOR	Acorda Therapeutics	C	-1.88	0.20	MYL	Mylan N.V.	A	2.42	0.20
2014-02-03	NUS	Nu Skin Enterprises	C	-1.90	0.20	KORS	Michael Kors	A	2.53	0.20
2014-02-03	CVX	Chevron	C	-1.86	0.10	MUR	Murphy Oil	A	2.25	0.10
2014-02-03	AEGR	Aegerion Pharmaceuticals	C	-1.90	0.10	TMO	Thermo Fisher Scientific	A	2.38	0.10
2014-02-03	CXO	Concho Resources	C	-1.87	0.10	VLO	Valero Energy	A	2.24	0.10
2014-02-03	ABI	Anheuser-busch Inbev	C	-1.85	0.20	IR	Ingersoll-rand	A	2.46	0.20
2014-03-03	AIG	American International	C	-1.84	0.70	AMP	Ameriprise Financial	A	2.48	0.70
2014-03-03	APC	Anadarko Petroleum	D	-2.86	1.00	HP	Helmerich & Payne	A	2.42	1.00
2014-03-03	BBY	Best Buy	C	-1.90	0.30	TRIP	Tripadvisor	A	2.68	0.30
2014-03-03	VRSK	Verisk Analytics	C	-1.85	0.50	ADS	Alliance Data Systems	A	2.79	0.50
2014-03-03	FSLR	First Solar	C	-1.85	0.10	EQT	Eqst	A	2.38	0.10
2014-03-03	CL	Colgate-palmolive	C	-1.84	0.80	STZ	Constellation Brands	A	2.75	0.80
2014-03-03	ESV	Ensco	D	-2.86	0.40	HAL	Halliburton	A	2.29	0.40
2014-03-03	NOV	National Oilwell Varco	C	-1.85	0.40	BHI	Baker Hughes	A	2.26	0.40
2014-03-03	KR	Kroger	C	-1.84	1.30	DIS	Walt Disney	A	2.46	1.30
2014-03-03	COP	Conocophillips	C	-1.85	1.50	NBR	Nabors Industries	A	2.26	1.50
2014-03-03	PG	Procter & Gamble	C	-1.85	0.80	KORS	Michael Kors	A	2.68	0.80
2014-03-03	RL	Ralph Lauren	D	-2.85	0.30	MHK	Mohawk Industries	A	2.57	0.30
2014-03-03	DLTR	Dollar Tree	C	-1.85	0.30	FOXA	Twenty-first Century Fox	A	2.45	0.30
2014-03-03	CSCO	Cisco Systems	C	-1.86	0.20	MU	Micron Technology	A	2.75	0.20
2014-03-03	PRGS	Progress Software	C	-1.84	0.20	CSC	Computer Sciences	A	2.46	0.20
2014-03-03	WFM	Whole Foods Market	C	-1.86	0.40	WYNN	Wynn Resorts	A	2.44	0.40
2014-03-03	SBUX	Starbucks	C	-1.86	0.40	LUV	Southwest Airlines	A	2.43	0.40
2014-03-03	BG	Bunge	C	-1.84	0.50	DLPH	Delphi Automotive	A	2.56	0.50
2014-03-03	COST	Costco Wholesale	C	-1.85	0.80	SWY	Safeway Inc	A	2.42	0.80
2014-03-03	RAX	Rackspace Hosting	D	-2.89	0.70	WDC	Western Digital	A	2.44	0.70
2014-03-03	NUS	Nu Skin Enterprises	C	-1.91	0.20	WHR	Whirlpool	A	2.43	0.20
2014-03-03	CVX	Chevron	C	-1.85	0.10	VLO	Valero Energy	A	2.24	0.10
2014-03-03	AEGR	Aegerion Pharmaceuticals	C	-1.91	0.10	FRX	Forest Laboratories	A	2.56	0.10
2014-03-03	ABI	Anheuser-busch Inbev	C	-1.84	0.20	NI	Nisource	A	2.73	0.20
2014-04-01	APC	Anadarko Petroleum	D	-2.85	1.10	HP	Helmerich & Payne	A	2.46	1.10
2014-04-01	BBY	Best Buy	C	-1.90	0.30	TRIP	Tripadvisor	A	2.65	0.30
2014-04-01	VRSK	Verisk Analytics	C	-1.86	0.60	ADS	Alliance Data Systems	A	2.77	0.60
2014-04-01	CL	Colgate-palmolive	C	-1.84	0.90	STZ	Constellation Brands	A	2.79	0.90
2014-04-01	ESV	Ensco	D	-2.86	0.40	EQT	Eqst	A	2.37	0.40
2014-04-01	KO	Coca-cola	D	-2.85	1.40	KORS	Michael Kors	A	2.66	1.40
2014-04-01	COP	Conocophillips	C	-1.84	1.60	HAL	Halliburton	A	2.31	1.60
2014-04-01	PG	Procter & Gamble	C	-1.84	0.80	DLPH	Delphi Automotive	A	2.59	0.80
2014-04-01	RL	Ralph Lauren	D	-2.85	0.30	MHK	Mohawk Industries	A	2.56	0.30
2014-04-01	DLTR	Dollar Tree	C	-1.85	0.30	DIS	Walt Disney	A	2.47	0.30
2014-04-01	CSCO	Cisco Systems	C	-1.85	0.30	MU	Micron Technology	A	2.74	0.30
2014-04-01	PRGS	Progress Software	C	-1.86	0.10	HPQ	Hewlett-Packard	A	2.47	0.10
2014-04-01	GS	Goldman Sachs	C	-1.85	0.60	AMP	Ameriprise Financial	A	2.50	0.60
2014-04-01	NFLX	Netflix	C	-1.87	0.30	LUV	Southwest Airlines	A	2.46	0.30
2014-04-01	SBUX	Starbucks	C	-1.85	0.60	SWY	Safeway Inc	A	2.42	0.60
2014-04-01	BG	Bunge	C	-1.84	0.50	TSN	Tyson Foods	A	2.48	0.50
2014-04-01	COST	Costco Wholesale	C	-1.85	0.80	CMG	Chipotle Mexican Grill	A	2.41	0.80
2014-04-01	RAX	Rackspace Hosting	D	-2.90	0.60	WDC	Western Digital	A	2.47	0.60
2014-04-01	NUS	Nu Skin Enterprises	C	-1.90	0.20	WHR	Whirlpool	A	2.47	0.20

Date	Ticker	Name	R	SM	W (%)	Ticker	Name	R	SM	W (%)
2014-04-01	DG	Dollar General	C	-1.85	0.30	WYNN	Wynn Resorts	A	2.41	0.30
2014-04-01	GRPN	Groupon	C	-1.89	0.10	WAG	Walgreens Boots Alliance	A	2.37	0.10
2014-05-01	MET	Metlife	C	-1.84	0.60	GNW	Genworth Financial	A	2.73	0.60
2014-05-01	TW6	Towers Watson & Co	C	-1.86	0.70	IR	Ingersoll-rand	A	2.49	0.70
2014-05-01	KKR	Kkr	C	-1.85	0.30	AMP	Ameriprise Financial	A	2.50	0.30
2014-05-01	VRSK	Verisk Analytics	C	-1.85	0.80	R	Ryder System	A	2.41	0.80
2014-05-01	ALNY	Alnylam Pharmaceuticals	C	-1.90	0.10	REGN	Regeneron Pharmaceuticals	A	3.00	0.10
2014-05-01	ESV	Enesco	D	-2.87	0.40	HP	Helmerich & Payne	A	2.45	0.40
2014-05-01	700	Tencent	C	-1.87	0.10	NI	Nisource	A	2.78	0.10
2014-05-01	MS	Morgan Stanley	C	-1.84	0.60	ALL	Allstate	A	2.42	0.60
2014-05-01	RL	Ralph Lauren	D	-2.86	0.30	STZ	Constellation Brands	A	2.75	0.30
2014-05-01	SNPS	Synopsys	C	-1.85	0.50	HPQ	Hewlett-Packard	A	2.46	0.50
2014-05-01	TJX	Tjx Companies	C	-1.85	1.80	TRIP	Tripadvisor	A	2.57	1.80
2014-05-01	PRGS	Progress Software	D	-2.86	0.10	CSC	Computer Sciences	A	2.44	0.10
2014-05-01	NFLX	Netflix	C	-1.88	0.40	LUV	Southwest Airlines	A	2.47	0.40
2014-05-01	9984	Softbank	C	-1.85	0.10	TSN	Tyson Foods	A	2.47	0.10
2014-05-01	SBUX	Starbucks	C	-1.86	0.70	DIS	Walt Disney	A	2.46	0.70
2014-05-01	STMP	Stamps.com	D	-2.90	0.00	SWY	Safeway Inc	A	2.43	0.00
2014-05-01	BG	Bunge	C	-1.85	0.50	KORS	Michael Kors	A	2.64	0.50
2014-05-01	MA	Mastercard	C	-1.85	0.60	DFS	Discover Financial Services	A	2.40	0.60
2014-05-01	COST	Costco Wholesale	C	-1.85	0.90	WAG	Walgreens Boots Alliance	A	2.39	0.90
2014-05-01	RAX	Rackspace Hosting	D	-2.91	0.60	PBI	Pitney Bowes	A	2.43	0.60
2014-05-01	C	Citigroup	D	-2.86	1.20	STI	Suntrust Banks	A	2.40	1.20
2014-05-01	NBIX	Neurocrine Biosciences	C	-1.89	0.10	FRX	Forest Laboratories	A	2.54	0.10
2014-05-01	NUS	Nu Skin Enterprises	C	-1.89	0.20	DLPH	Delphi Automotive	A	2.57	0.20
2014-05-01	FOLD	Amicus Therapeutics	D	-2.87	0.00	MYL	Mylan N.V.	A	2.48	0.00
2014-05-01	V	Visa	C	-1.85	1.70	EFX	Equifax	A	2.40	1.70
2014-05-01	GRPN	Groupon	C	-1.91	0.10	WYNN	Wynn Resorts	A	2.37	0.10
2014-05-01	SSNC	Ss&c Technologies	C	-1.86	0.10	WDC	Western Digital	A	2.41	0.10
2014-05-01	BCC	Boise Cascade	C	-1.86	0.10	LMT	Lockheed Martin	A	2.40	0.10
2014-06-02	TW6	Towers Watson & Co	C	-1.86	0.70	IR	Ingersoll-rand	A	2.48	0.70
2014-06-02	KKR	Kkr	C	-1.85	0.20	GNW	Genworth Financial	A	2.70	0.20
2014-06-02	BAC	Bank Of America	C	-1.86	2.50	AMP	Ameriprise Financial	A	2.51	2.50
2014-06-02	BC	Brunswick	C	-1.85	0.30	STZ	Constellation Brands	A	2.78	0.30
2014-06-02	VRSK	Verisk Analytics	D	-2.86	0.80	R	Ryder System	A	2.43	0.80
2014-06-02	ALNY	Alnylam Pharmaceuticals	C	-1.90	0.10	FRX	Forest Laboratories	A	2.56	0.10
2014-06-02	ESV	Enesco	D	-2.86	0.50	HP	Helmerich & Payne	A	2.46	0.50
2014-06-02	HD	The Home Depot	C	-1.84	1.50	LUV	Southwest Airlines	A	2.51	1.50
2014-06-02	HRB	H.& R.block	C	-1.85	0.60	DIS	Walt Disney	A	2.48	0.60
2014-06-02	CRM	Salesforce.com	C	-1.87	0.40	HPQ	Hewlett-Packard	A	2.48	0.40
2014-06-02	RKT	Rock-Tenn Co	D	-2.85	0.30	NI	Nisource	A	2.80	0.30
2014-06-02	SNPS	Synopsys	C	-1.85	0.50	CSC	Computer Sciences	A	2.46	0.50
2014-06-02	TJX	Tjx Companies	C	-1.86	1.90	SWY	Safeway Inc	A	2.43	1.90
2014-06-02	WWW	Wolverine World Wide	D	-2.87	0.50	KORS	Michael Kors	A	2.65	0.50
2014-06-02	CBS	Cbs	C	-1.85	0.70	WAG	Walgreens Boots Alliance	A	2.41	0.70
2014-06-02	PRGS	Progress Software	D	-2.87	0.10	PBI	Pitney Bowes	A	2.45	0.10
2014-06-02	NFLX	Netflix	C	-1.85	0.40	WYNN	Wynn Resorts	A	2.39	0.40
2014-06-02	9984	Softbank	C	-1.85	0.10	TSN	Tyson Foods	A	2.48	0.10
2014-06-02	OII	Oceaneering International	D	-2.86	0.80	EQT	Eqt	A	2.40	0.80
2014-06-02	SBUX	Starbucks	C	-1.85	0.70	CMG	Chipotle Mexican Grill	A	2.39	0.70
2014-06-02	STMP	Stamps.com	D	-2.89	0.00	TIF	Tiffany	A	2.33	0.00
2014-06-02	BG	Bunge	C	-1.85	0.60	DLPH	Delphi Automotive	A	2.58	0.60
2014-06-02	BMJ	Bristol-myers Squibb	C	-1.86	1.00	ZBH	Zimmer Biomet	A	2.37	1.00

Date	Ticker	Name	R	SM	W (%)	Ticker	Name	R	SM	W (%)
2014-06-02	MA	Mastercard	C	-1.85	0.60	ALL	Allstate	A	2.43	0.60
2014-06-02	COST	Costco Wholesale	C	-1.85	0.60	DTV	DIRECTV	A	2.32	0.60
2014-06-02	RAX	Rackspace Hosting	D	-2.89	0.70	WDC	Western Digital	A	2.44	0.70
2014-06-02	C	Citigroup	D	-2.86	1.20	DFS	Discover Financial Services	A	2.43	1.20
2014-06-02	LVS	Las Vegas Sands	C	-1.85	0.40	VIAB	Viacom	A	2.32	0.40
2014-06-02	V	Visa	C	-1.85	1.80	MCO	Moody's	A	2.42	1.80
2014-06-02	ENS	Energysys	C	-1.84	0.20	LMT	Lockheed Martin	A	2.40	0.20
2014-06-02	BCC	Boise Cascade	C	-1.86	0.10	CTAS	Cintas	A	2.39	0.10
2014-06-02	WDAY	Workday	C	-1.89	0.20	SNDK	Sandisk Corp	A	2.41	0.20
2014-07-01	CTSH	Cognizant Technology Solutions	C	-1.85	1.70	HPQ	Hewlett-Packard	A	2.49	1.70
2014-07-01	TW6	Towers Watson & Co	C	-1.86	0.60	IR	Ingersoll-rand	A	2.51	0.60
2014-07-01	BAC	Bank Of America	C	-1.85	2.50	GNW	Genworth Financial	A	2.71	2.50
2014-07-01	BC	Brunswick	C	-1.85	0.30	STZ	Constellation Brands	A	2.82	0.30
2014-07-01	VRSK	Verisk Analytics	D	-2.85	0.80	R	Ryder System	A	2.44	0.80
2014-07-01	ALNY	Alnylam Pharmaceuticals	C	-1.88	0.10	ZBH	Zimmer Biomet	A	2.37	0.10
2014-07-01	HD	The Home Depot	C	-1.84	1.50	DIS	Walt Disney	A	2.50	1.50
2014-07-01	AMTD	Td Ameritrade	C	-1.85	0.10	AMP	Ameriprise Financial	A	2.54	0.10
2014-07-01	CRM	Salesforce.com	C	-1.85	0.50	CSC	Computer Sciences	A	2.47	0.50
2014-07-01	SNPS	Synopsys	C	-1.84	0.50	WDC	Western Digital	A	2.47	0.50
2014-07-01	TJX	Tjx Companies	C	-1.86	1.90	SWY	Safeway Inc	A	2.43	1.90
2014-07-01	WWW	Wolverine World Wide	D	-2.87	0.40	KORS	Michael Kors	A	2.62	0.40
2014-07-01	CBS	Cbs	C	-1.84	0.70	CMG	Chipotle Mexican Grill	A	2.43	0.70
2014-07-01	NKE	Nike	C	-1.84	0.60	DLPH	Delphi Automotive	A	2.59	0.60
2014-07-01	9984	Softbank	C	-1.85	0.10	NI	Nisource	A	2.83	0.10
2014-07-01	STMP	Stamps.com	D	-2.88	0.00	WAG	Walgreens Boots Alliance	A	2.42	0.00
2014-07-01	BG	Bunge	C	-1.85	0.50	HAR	Harman Ind Inc	A	2.45	0.50
2014-07-01	BMJ	Bristol-myers Squibb	C	-1.86	1.00	AET	Aetna	A	2.37	1.00
2014-07-01	MA	Mastercard	C	-1.85	0.60	DFS	Discover Financial Services	A	2.45	0.60
2014-07-01	RAX	Rackspace Hosting	D	-2.89	0.60	SNDK	Sandisk Corp	A	2.44	0.60
2014-07-01	C	Citigroup	D	-2.84	1.20	MCO	Moody's	A	2.44	1.20
2014-07-01	TGT	Target	D	-2.87	0.30	WYNN	Wynn Resorts	A	2.38	0.30
2014-07-01	LVS	Las Vegas Sands	C	-1.85	0.40	TIF	Tiffany	A	2.34	0.40
2014-07-01	V	Visa	C	-1.85	1.70	ALL	Allstate	A	2.43	1.70
2014-07-01	ENS	Energysys	C	-1.84	0.20	CTAS	Cintas	A	2.40	0.20
2014-07-01	WDAY	Workday	C	-1.87	0.20	PBI	Pitney Bowes	A	2.44	0.20
2014-08-01	CTSH	Cognizant Technology Solutions	C	-1.85	1.50	HPQ	Hewlett-Packard	A	2.50	1.50
2014-08-01	TW6	Towers Watson & Co	C	-1.87	0.50	IR	Ingersoll-rand	A	2.48	0.50
2014-08-01	BAC	Bank Of America	C	-1.86	2.50	AMP	Ameriprise Financial	A	2.53	2.50
2014-08-01	BC	Brunswick	C	-1.86	0.10	STZ	Constellation Brands	A	2.77	0.10
2014-08-01	ALNY	Alnylam Pharmaceuticals	C	-1.90	0.10	AET	Aetna	A	2.35	0.10
2014-08-01	DE	Deere	C	-1.85	0.10	R	Ryder System	A	2.43	0.10
2014-08-01	ATHN	Athenahealth	C	-1.90	0.20	WDC	Western Digital	A	2.50	0.20
2014-08-01	AMTD	Td Ameritrade	C	-1.85	0.10	DFS	Discover Financial Services	A	2.43	0.10
2014-08-01	PG	Procter & Gamble	C	-1.84	0.50	DLPH	Delphi Automotive	A	2.57	0.50
2014-08-01	TJX	Tjx Companies	C	-1.86	2.20	DIS	Walt Disney	A	2.49	2.20
2014-08-01	WWW	Wolverine World Wide	D	-2.88	0.20	KORS	Michael Kors	A	2.57	0.20
2014-08-01	BSX	Boston Scientific	C	-1.85	0.60	ZBH	Zimmer Biomet	A	2.35	0.60
2014-08-01	COG	Cabot Oil & Gas	D	-2.87	0.50	HP	Helmerich & Payne	A	2.45	0.50
2014-08-01	CBS	Cbs	C	-1.86	0.80	CMG	Chipotle Mexican Grill	A	2.48	0.80
2014-08-01	9984	Softbank	C	-1.85	0.10	NI	Nisource	A	2.79	0.10
2014-08-01	BMJ	Bristol-myers Squibb	C	-1.85	1.10	ANTM	Anthem	A	2.34	1.10

Date	Ticker	Name	R	SM	W (%)	Ticker	Name	R	SM	W (%)
2014-08-01	RAX	Rackspace Hosting	D	-2.91	0.60	CSC	Computer Sciences	A	2.46	0.60
2014-08-01	BTU	Peabody Energy Corp	D	-2.87	0.10	PPG	Ppg Industries	A	2.45	0.10
2014-08-01	LVS	Las Vegas Sands	C	-1.86	0.40	SWY	Safeway Inc	A	2.43	0.40
2014-08-01	ENS	Energysys	C	-1.86	0.10	LMT	Lockheed Martin	A	2.41	0.10
2014-08-01	WDAY	Workday	C	-1.88	0.10	PBI	Pitney Bowes	A	2.43	0.10
2014-08-01	MPC	Marathon Petroleum	C	-1.86	0.30	HAL	Halliburton	A	2.35	0.30
2014-08-01	HII	Huntington Ingalls Industries	C	-1.86	0.20	CTAS	Cintas	A	2.39	0.20
2014-08-01	LOCK	Lifelock	D	-2.90	0.10	FISV	Fiserv	A	2.38	0.10
2014-08-01	I	Intelsat	D	-2.84	0.00	FTR	Frontier Communications	A	2.28	0.00
2014-09-01	ADI	Analog Devices	C	-1.85	0.20	HPQ	Hewlett-Packard	A	2.54	0.20
2014-09-01	TW6	Towers Watson & Co	C	-1.86	0.50	IR	Ingersoll-rand	A	2.49	0.50
2014-09-01	DE	Deere	C	-1.85	0.50	R	Ryder System	A	2.45	0.50
2014-09-01	RKT	Rock-Tenn Co	D	-2.85	0.30	NI	Nisource	A	2.84	0.30
2014-09-01	TPR	Tapestry	D	-2.89	0.10	STZ	Constellation Brands	A	2.81	0.10
2014-09-01	BSX	Boston Scientific	C	-1.85	0.60	AET	Aetna	A	2.37	0.60
2014-09-01	COG	Cabot Oil & Gas	D	-2.87	0.60	HP	Helmerich & Payne	A	2.45	0.60
2014-09-01	BMY	Bristol-myers Squibb	C	-1.85	1.10	ANTM	Anthem	A	2.36	1.10
2014-09-01	RAX	Rackspace Hosting	D	-2.89	0.60	WDC	Western Digital	A	2.51	0.60
2014-09-01	BTU	Peabody Energy Corp	D	-2.86	0.10	PPG	Ppg Industries	A	2.47	0.10
2014-09-01	LVS	Las Vegas Sands	C	-1.87	0.40	DIS	Walt Disney	A	2.52	0.40
2014-09-01	GNC	Gnc	D	-2.90	0.20	CMG	Chipotle Mexican Grill	A	2.48	0.20
2014-09-01	MPC	Marathon Petroleum	C	-1.84	0.40	HAL	Halliburton	A	2.35	0.40
2014-09-01	HII	Huntington Ingalls Industries	C	-1.84	0.20	LMT	Lockheed Martin	A	2.43	0.20
2014-09-01	I	Intelsat	D	-2.85	0.10	FTR	Frontier Communications	A	2.30	0.10
2014-10-01	MET	Metlife	C	-1.85	0.50	AMP	Ameriprise Financial	A	2.53	0.50
2014-10-01	TW6	Towers Watson & Co	D	-2.87	0.50	URI	United Rentals	A	2.64	0.50
2014-10-01	SU	Suncor Energy	C	-1.86	0.80	CSC	Computer Sciences	A	2.44	0.80
2014-10-01	MMS	Maximus	D	-2.87	0.10	R	Ryder System	A	2.44	0.10
2014-10-01	CAT	Caterpillar	C	-1.85	0.60	LMT	Lockheed Martin	A	2.44	0.60
2014-10-01	CB	Chubb Corp	C	-1.84	0.20	DFS	Discover Financial Services	A	2.46	0.20
2014-10-01	MON	Monsanto	C	-1.85	0.60	STZ	Constellation Brands	A	2.79	0.60
2014-10-01	CMI	Cummins	C	-1.86	0.40	CTAS	Cintas	A	2.43	0.40
2014-10-01	DE	Deere	C	-1.86	0.60	FISV	Fiserv	A	2.40	0.60
2014-10-01	DHR	Danaher	C	-1.85	0.80	UNP	Union Pacific	A	2.39	0.80
2014-10-01	AYI	Acuity Brands	C	-1.85	0.10	NOC	Northrop Grumman	A	2.33	0.10
2014-10-01	ITW	Illinois Tool Works	C	-1.85	0.70	NSC	Norfolk Southern	A	2.32	0.70
2014-10-01	JCI	Johnson Controls	C	-1.86	0.70	DLPH	Delphi Automotive	A	2.52	0.70
2014-10-01	KBH	Kb Home	D	-2.86	0.20	KORS	Michael Kors	A	2.50	0.20
2014-10-01	RKT	Rock-Tenn Co	D	-2.85	0.30	NI	Nisource	A	2.87	0.30
2014-10-01	SLB	Schlumberger	C	-1.86	1.30	HP	Helmerich & Payne	A	2.40	1.30
2014-10-01	TPR	Tapestry	D	-2.90	0.30	WHR	Whirlpool	A	2.43	0.30
2014-10-01	EOG	Eog Resources	C	-1.86	1.20	HAL	Halliburton	A	2.32	1.20
2014-10-01	BSX	Boston Scientific	C	-1.86	0.70	ANTM	Anthem	A	2.36	0.70
2014-10-01	A	Agilent Technologies	C	-1.85	0.20	APH	Amphenol	A	2.32	0.20
2014-10-01	COG	Cabot Oil & Gas	D	-2.87	0.60	WMB	Williams Companies	A	2.28	0.60
2014-10-01	CBS	Cbs	C	-1.86	0.40	DIS	Walt Disney	A	2.50	0.40
2014-10-01	INVA	Innoviva	D	-2.91	0.20	MNK	Mallinckrodt	A	2.36	0.20
2014-10-01	OII	Oceaneering International Potash	D	-2.86	1.00	NFX	Newfield Exploration	A	2.25	1.00
2014-10-01	POT	Corporation Of Saskatchewan	C	-1.85	0.60	AVGO	Avago Technologies	A	2.42	0.60
2014-10-01	MTW	Manitowoc	C	-1.89	0.40	GD	General Dynamics	A	2.31	0.40
2014-10-01	VIAB	Viacom	D	-2.86	0.30	CMG	Chipotle Mexican Grill	A	2.47	0.30

Date	Ticker	Name	R	SM	W (%)	Ticker	Name	R	SM	W (%)
2014-10-01	MA	Mastercard	C	-1.84	1.20	MCO	Moody's	A	2.45	1.20
2014-10-01	BG.	Bg	C	-1.86	0.10	EFX	Equifax	A	2.41	0.10
2014-10-01	RAX	Rackspace Hosting	D	-2.90	0.60	HPQ	Hewlett-Packard	A	2.49	0.60
2014-10-01	USB	Us Bancorp	C	-1.84	0.70	ALL	Allstate	A	2.45	0.70
2014-10-01	BTU	Peabody Energy Corp	D	-2.90	0.10	PPG	Ppg Industries	A	2.44	0.10
2014-10-01	LVS	Las Vegas Sands	D	-2.88	0.40	SWY	Safeway Inc	A	2.43	0.40
2014-10-01	HLF	Herbalife	D	-2.91	0.50	SNA	Snap-on	A	2.41	0.50
2014-10-01	XRO	Xero	D	-2.92	0.00	SNDK	Sandisk Corp	A	2.40	0.00
2014-10-01	TEL	Te Connectivity	C	-1.86	0.10	FDX	Fedex	A	2.31	0.10
2014-10-01	GOGO	Gogo	D	-2.92	0.10	WDC	Western Digital	A	2.47	0.10
2014-10-01	I	Intelsat	D	-2.86	0.00	FTR	Frontier Communications	A	2.28	0.00
2014-10-01	AAL	American Airlines	C	-1.87	0.30	DTV	DIRECTV	A	2.34	0.30
2014-10-01	ASH	Ashland Global	C	-1.85	0.10	ECL	Ecolab	A	2.39	0.10
2014-11-03	MET	Metlife	C	-1.84	0.50	AMP	Ameriprise Financial	A	2.56	0.50
2014-11-03	SU	Suncor Energy	C	-1.86	0.80	NI	Nisource	A	2.90	0.80
2014-11-03	KKR	Kkr	D	-2.86	0.20	MCO	Moody's	A	2.48	0.20
2014-11-03	CAT	Caterpillar	C	-1.85	0.60	URI	United Rentals	A	2.68	0.60
2014-11-03	MON	Monsanto	C	-1.85	0.60	DLPH	Delphi Automotive	A	2.59	0.60
2014-11-03	COF	Capital One Financial	C	-1.84	0.80	ALL	Allstate	A	2.48	0.80
2014-11-03	CMI	Cummins	C	-1.85	0.40	LMT	Lockheed Martin	A	2.47	0.40
2014-11-03	BX	Blackstone	C	-1.86	0.40	DFS	Discover Financial Services	A	2.46	0.40
2014-11-03	DE	Deere	D	-2.85	0.60	CTAS	Cintas	A	2.45	0.60
2014-11-03	KBH	Kb Home	D	-2.85	0.30	WHR	Whirlpool	A	2.52	0.30
2014-11-03	COP	Conocophillips	C	-1.86	0.70	HP	Helmerich & Payne	A	2.36	0.70
2014-11-03	SLB	Schlumberger	C	-1.86	1.30	WMB	Williams Companies	A	2.28	1.30
2014-11-03	AMZN	Amazon.com	D	-2.86	0.30	DIS	Walt Disney	A	2.53	0.30
2014-11-03	UTX	United Technologies	D	-2.85	1.20	R	Ryder System	A	2.44	1.20
2014-11-03	VMI	Valmont Industries	D	-2.86	0.20	FISV	Fiserv	A	2.43	0.20
2014-11-03	TPR	Tapestry	D	-2.90	0.30	SNA	Snap-on	A	2.46	0.30
2014-11-03	EOG	Eog Resources	C	-1.87	1.10	TSO	Tesoro	A	2.26	1.10
2014-11-03	PCP	Precision Castparts	D	-2.86	0.20	UNP	Union Pacific	A	2.42	0.20
2014-11-03	COG	Cabot Oil & Gas	D	-2.88	0.50	MRO	Marathon Oil	A	2.25	0.50
2014-11-03	LIZ	Kate Spade & Co	D	-2.89	0.30	GT	Goodyear Tire & Rubber	A	2.34	0.30
2014-11-03	INVA	Innoviva	D	-2.92	0.20	ZBH	Zimmer Biomet	A	2.39	0.20
2014-11-03	BRKR	Bruker	C	-1.86	0.20	ANTM	Anthem	A	2.39	0.20
2014-11-03	SBUX	Starbucks	C	-1.84	0.80	SWY	Safeway Inc	A	2.43	0.80
2014-11-03	POT	Potash Corporation Of Saskatchewan	C	-1.85	0.50	WDC	Western Digital	A	2.50	0.50
2014-11-03	MTW	Manitowoc	C	-1.89	0.40	NOC	Northrop Grumman	A	2.35	0.40
2014-11-03	XEC	Cimarex Energy	C	-1.88	0.10	KMI	Kinder Morgan	A	2.21	0.10
2014-11-03	BG.	Bg	D	-2.86	0.10	CSC	Computer Sciences	A	2.45	0.10
2014-11-03	USB	Us Bancorp	C	-1.84	0.30	EFX	Equifax	A	2.43	0.30
2014-11-03	HUBG	Hub	C	-1.88	0.10	GD	General Dynamics	A	2.35	0.10
2014-11-03	LVS	Las Vegas Sands	D	-2.88	0.50	ORLY	O'reilly Automotive	A	2.37	0.50
2014-11-03	HLF	Herbalife	D	-2.89	0.50	GPC	Genuine Parts	A	2.33	0.50
2014-11-03	XRO	Xero	D	-2.94	0.10	STX	Seagate Technology	A	2.43	0.10
2014-11-03	TEL	Te Connectivity	C	-1.84	0.20	FDX	Fedex	A	2.33	0.20
2014-11-03	ICPT	Intercept Pharmaceuticals	C	-1.91	0.00	MNK	Mallinckrodt	A	2.38	0.00
2014-11-03	KORS	Michael Kors	D	-2.87	0.20	MNST	Monster Beverage	A	2.33	0.20
2014-11-03	GOGO	Gogo	D	-2.92	0.10	HPQ	Hewlett-Packard	A	2.51	0.10
2014-11-03	PSXP	Phillips 66 Partners	C	-1.84	0.10	FSLR	First Solar	A	2.20	0.10
2014-11-03	AAL	American Airlines	C	-1.84	0.30	WYNN	Wynn Resorts	A	2.34	0.30
2014-11-03	ASH	Ashland Global	C	-1.84	0.10	ECL	Ecolab	A	2.38	0.10
2014-12-01	SU	Suncor Energy	C	-1.87	0.70	MCO	Moody's	A	2.49	0.70
2014-12-01	KKR	Kkr	D	-2.86	0.20	AMP	Ameriprise Financial	A	2.58	0.20
2014-12-01	CAT	Caterpillar	C	-1.85	0.60	URI	United Rentals	A	2.65	0.60
2014-12-01	MON	Monsanto	C	-1.84	0.60	DLPH	Delphi Automotive	A	2.62	0.60
2014-12-01	BX	Blackstone	C	-1.85	0.80	MHFI	McGraw Hill Fin	A	2.56	0.80

Date	Ticker	Name	R	SM	W (%)	Ticker	Name	R	SM	W (%)
2014-12-01	ATHN	Athenahealth	D	-2.86	0.30	HPQ	Hewlett-Packard	A	2.55	0.30
2014-12-01	HAL	Halliburton	C	-1.91	0.20	HP	Helmerich & Payne	A	2.29	0.20
2014-12-01	PCLN	The Priceline	D	-2.86	0.60	DIS	Walt Disney	A	2.53	0.60
2014-12-01	ISIL	Intersil	C	-1.86	0.20	WDC	Western Digital	A	2.51	0.20
2014-12-01	COP	Conocophillips	C	-1.87	0.70	TSO	Tesoro	A	2.26	0.70
2014-12-01	SLB	Schlumberger	C	-1.88	1.00	KMI	Kinder Morgan	A	2.22	1.00
2014-12-01	VMI	Valmont Industries	D	-2.86	0.20	LMT	Lockheed Martin	A	2.47	0.20
2014-12-01	TPR	Tapestry	D	-2.89	0.40	WHR	Whirlpool	A	2.56	0.40
2014-12-01	JNPR	Juniper Networks	D	-2.87	0.30	CSC	Computer Sciences	A	2.47	0.30
2014-12-01	EOG	Eog Resources	C	-1.88	0.90	MRO	Marathon Oil	A	2.21	0.90
2014-12-01	PCP	Precision Castparts	D	-2.86	0.20	R	Ryder System	A	2.46	0.20
2014-12-01	LIZ	Kate Spade & Co	D	-2.87	0.30	SNA	Snap-on	A	2.46	0.30
2014-12-01	INVA	Innoviva	D	-2.92	0.10	AGN	Allergan	A	2.40	0.10
2014-12-01	BRKR	Brucker	D	-2.87	0.30	ANTM	Anthem	A	2.39	0.30
2014-12-01	MTW	Manitowoc	D	-2.90	0.40	CTAS	Cintas	A	2.45	0.40
2014-12-01	XEC	Cimarex Energy	C	-1.88	0.10	NOV	National Oilwell Varco	A	2.17	0.10
2014-12-01	VRTS	Virtus Investment Partners	D	-2.89	0.10	ALL	Allstate	A	2.50	0.10
2014-12-01	BG.	Bg	D	-2.88	0.10	DFS	Discover Financial Services	A	2.47	0.10
2014-12-01	HUBG	Hub	D	-2.88	0.10	FISV	Fiserv	A	2.44	0.10
2014-12-01	LVS	Las Vegas Sands	D	-2.88	0.50	SWY	Safeway Inc	A	2.43	0.50
2014-12-01	HLF	Herbalife	D	-2.92	0.50	GT	Goodyear Tire & Rubber	A	2.38	0.50
2014-12-01	TSLA	Tesla	C	-1.87	0.20	MNST	Monster Beverage	A	2.36	0.20
2014-12-01	XRO	Xero	D	-2.94	0.10	EFX	Equifax	A	2.45	0.10
2014-12-01	KORS	Michael Kors	D	-2.88	0.50	ADM	Archer Daniels Midland	A	2.36	0.50
2014-12-01	GOGO	Gogo	C	-1.86	0.10	AVGO	Avago Technologies	A	2.44	0.10
2014-12-01	PSXP	Phillips 66 Partners	C	-1.87	0.10	HES	Hess	A	2.17	0.10
2015-01-01	SU	Suncor Energy	C	-1.87	0.50	STX	Seagate Technology	A	2.44	0.50
2015-01-01	CAT	Caterpillar	C	-1.86	0.40	URI	United Rentals	A	2.62	0.40
2015-01-01	COF	Capital One Financial	C	-1.83	0.80	AMP	Ameriprise Financial	A	2.59	0.80
2015-01-01	HAL	Halliburton	D	-2.91	0.40	TSO	Tesoro	A	2.26	0.40
2015-01-01	PCLN	The Priceline	D	-2.86	0.40	RCL	Royal Caribbean Cruises	A	2.61	0.40
2015-01-01	ISIL	Intersil	C	-1.85	0.20	HPQ	Hewlett-Packard	A	2.57	0.20
2015-01-01	COP	Conocophillips	C	-1.87	0.70	KMI	Kinder Morgan	A	2.23	0.70
2015-01-01	SLB	Schlumberger	C	-1.88	1.00	NOV	National Oilwell Varco	A	2.17	1.00
2015-01-01	AMZN	Amazon.com	D	-2.85	0.60	DIS	Walt Disney	A	2.54	0.60
2015-01-01	JNPR	Juniper Networks	D	-2.87	0.30	WDC	Western Digital	A	2.55	0.30
2015-01-01	EOG	Eog Resources	C	-1.87	0.80	ALL	Allstate	A	2.52	0.80
2015-01-01	PCP	Precision Castparts	D	-2.85	0.30	CTAS	Cintas	A	2.49	0.30
2015-01-01	LIZ	Kate Spade & Co	D	-2.87	0.30	DLPH	Delphi Automotive	A	2.62	0.30
2015-01-01	INVA	Innoviva	D	-2.92	0.00	AGN	Allergan	A	2.40	0.00
2015-01-01	BRKR	Brucker	D	-2.87	0.30	ZBH	Zimmer Biomet	A	2.40	0.30
2015-01-01	MTW	Manitowoc	D	-2.89	0.40	LMT	Lockheed Martin	A	2.47	0.40
2015-01-01	XEC	Cimarex Energy	C	-1.88	0.10	DFS	Discover Financial Services	A	2.47	0.10
2015-01-01	VRTS	Virtus Investment Partners	D	-2.87	0.10	MHFI	McGraw Hill Fin	A	2.54	0.10
2015-01-01	BG.	Bg	D	-2.89	0.10	UNP	Union Pacific	A	2.44	0.10
2015-01-01	HUBG	Hub	D	-2.88	0.10	R	Ryder System	A	2.46	0.10
2015-01-01	LVS	Las Vegas Sands	D	-2.89	0.50	SWY	Safeway Inc	A	2.44	0.50
2015-01-01	HLF	Herbalife	D	-2.92	0.50	WHR	Whirlpool	A	2.59	0.50
2015-01-01	TSLA	Tesla	C	-1.87	0.20	SNA	Snap-on	A	2.47	0.20
2015-01-01	XRO	Xero	D	-2.94	0.10	LRCX	Lam Research	A	2.42	0.10
2015-01-01	ICPT	Intercept Pharmaceuticals	D	-2.94	0.00	AET	Aetna	A	2.40	0.00
2015-01-01	PSX	Phillips 66	D	-2.86	0.30	MCO	Moody's	A	2.47	0.30
2015-01-01	KORS	Michael Kors	D	-2.87	0.70	GT	Goodyear Tire & Rubber	A	2.40	0.70
2015-01-01	GOGO	Gogo	D	-2.85	0.10	AVGO	Avago Technologies	A	2.49	0.10
2015-01-01	ADT	ADT Corporation	C	-1.84	0.50	FISV	Fiserv	A	2.44	0.50
2015-01-01	PSXP	Phillips 66 Partners	C	-1.85	0.10	EFX	Equifax	A	2.46	0.10

Date	Ticker	Name	R	SM	W (%)	Ticker	Name	R	SM	W (%)
2015-01-01	GOOGL	Alphabet	D	-2.86	1.60	CSC	Computer Sciences	A	2.47	1.60
2015-02-02	APC	Anadarko Petroleum	D	-2.88	0.60	TSO	Tesoro	A	2.29	0.60
2015-02-02	CAT	Caterpillar	C	-1.88	0.30	URI	United Rentals	A	2.52	0.30
2015-02-02	COF	Capital One Financial	C	-1.85	1.00	AMP	Ameriprise Financial	A	2.57	1.00
2015-02-02	ECL	Ecolab	C	-1.85	0.40	AA	Alcoa	A	2.35	0.40
2015-02-02	GMCR	Keurig Green Mountain	C	-1.87	1.00	WHR	Whirlpool	A	2.61	1.00
2015-02-02	HAL	Halliburton	D	-2.91	0.50	KMI	Kinder Morgan	A	2.22	0.50
2015-02-02	PCLN	The Priceline	D	-2.88	0.40	RCL	Royal Caribbean Cruises	A	2.55	0.40
2015-02-02	JNJ	Johnson & Johnson	C	-1.85	1.50	HCA	Hca	A	2.66	1.50
2015-02-02	CRM	Salesforce.com	C	-1.85	1.00	HPQ	Hewlett-Packard	A	2.52	1.00
2015-02-02	MSFT	Microsoft	C	-1.86	0.90	AVGO	Avago Technologies	A	2.50	0.90
2015-02-02	COP	Conocophillips	C	-1.87	0.70	VLO	Valero Energy	B	1.21	0.70
2015-02-02	SLB	Schlumberger	D	-2.88	1.00	ALL	Allstate	A	2.52	1.00
2015-02-02	EOG	Eog Resources	C	-1.87	0.70	EFX	Equifax	A	2.48	0.70
2015-02-02	FOSL	Fossil	C	-1.85	0.20	DLPH	Delphi Automotive	A	2.60	0.20
2015-02-02	QCOM	Qualcomm	D	-2.87	0.90	WDC	Western Digital	A	2.49	0.90
2015-02-02	BRKR	Bruker	D	-2.84	0.40	AGN	Allergan	A	2.42	0.40
2015-02-02	OII	Oceaneering International	D	-2.87	0.30	R	Ryder System	A	2.42	0.30
2015-02-02	MTW	Manitowoc	D	-2.90	0.40	CTAS	Cintas	A	2.50	0.40
2015-02-02	XEC	Cimarex Energy	D	-2.88	0.10	ANTM	Anthem	A	2.42	0.10
2015-02-02	VRTS	Virtus Investment Partners	D	-2.90	0.10	MHFI	McGraw Hill Fin	A	2.54	0.10
2015-02-02	BG.	Bg	D	-2.88	0.10	ZBH	Zimmer Biomet	A	2.40	0.10
2015-02-02	HUBG	Hub	D	-2.89	0.10	LMT	Lockheed Martin	A	2.46	0.10
2015-02-02	TWTR	Twitter	D	-2.91	0.30	CSC	Computer Sciences	A	2.45	0.30
2015-02-02	LVS	Las Vegas Sands	D	-2.90	0.50	ORLY	O'reilly Automotive	A	2.40	0.50
2015-02-02	HLF	Herbalife	D	-2.93	0.40	SNA	Snap-on	A	2.46	0.40
2015-02-02	TSLA	Tesla	C	-1.88	0.20	EA	Electronic Arts	A	2.44	0.20
2015-02-02	LYB	Lyondellbasell Industries	D	-2.88	0.50	SIAL	Sigma Aldrich	A	2.34	0.50
2015-02-02	ICPT	Intercept Pharmaceuticals	D	-2.93	0.00	UNH	Unitedhealth	A	2.42	0.00
2015-02-02	PSX	Phillips 66	D	-2.86	0.40	AET	Aetna	A	2.41	0.40
2015-02-02	KORS	Michael Kors	D	-2.88	0.70	MNST	Monster Beverage	A	2.38	0.70
2015-02-02	I	Intelsat	D	-2.86	0.00	LVL	Level 3 Communications	A	2.39	0.00
2015-02-02	ADT	ADT Corporation	C	-1.83	0.30	UNP	Union Pacific	A	2.44	0.30
2015-02-02	GOOGL	Alphabet	D	-2.85	1.60	LRCX	Lam Research	A	2.41	1.60
2015-03-02	AMT	American Tower	C	-1.84	1.40	MHFI	McGraw Hill Fin	A	2.62	1.40
2015-03-02	MET	Metlife	D	-2.85	0.40	AMP	Ameriprise Financial	A	2.60	0.40
2015-03-02	SU	Suncor Energy	D	-2.84	0.30	HPQ	Hewlett-Packard	A	2.50	0.30
2015-03-02	APC	Anadarko Petroleum	D	-2.88	0.60	TSO	Tesoro	A	2.32	0.60
2015-03-02	COF	Capital One Financial	C	-1.84	1.00	EFX	Equifax	A	2.53	1.00
2015-03-02	ECL	Ecolab	C	-1.84	0.70	SIAL	Sigma Aldrich	A	2.34	0.70
2015-03-02	GMCR	Keurig Green Mountain	C	-1.86	1.00	DLPH	Delphi Automotive	A	2.68	1.00
2015-03-02	HAL	Halliburton	D	-2.90	0.50	VLO	Valero Energy	A	2.22	0.50
2015-03-02	JNJ	Johnson & Johnson	C	-1.84	1.60	HCA	Hca	A	2.68	1.60
2015-03-02	KO	Coca-cola	C	-1.84	0.20	WHR	Whirlpool	A	2.65	0.20
2015-03-02	MSFT	Microsoft	C	-1.85	0.90	AVGO	Avago Technologies	A	2.63	0.90
2015-03-02	NBL	Noble Energy	D	-2.90	0.20	KMI	Kinder Morgan	A	2.22	0.20
2015-03-02	COP	Conocophillips	D	-2.88	0.60	FSLR	First Solar	B	1.26	0.60
2015-03-02	SLB	Schlumberger	D	-2.88	0.90	BHI	Baker Hughes	B	1.19	0.90
2015-03-02	EOG	Eog Resources	D	-2.87	0.60	URI	United Rentals	A	2.58	0.60
2015-03-02	COG	Cabot Oil & Gas	D	-2.86	0.30	CSC	Computer Sciences	A	2.53	0.30
2015-03-02	QCOM	Qualcomm	D	-2.85	0.90	WDC	Western Digital	A	2.54	0.90
2015-03-02	BRKR	Bruker	D	-2.84	0.40	HSP	Hospira	A	2.48	0.40
2015-03-02	OII	Oceaneering International	D	-2.87	0.10	CTAS	Cintas	A	2.52	0.10
2015-03-02	XEC	Cimarex Energy	D	-2.88	0.20	LMT	Lockheed Martin	A	2.50	0.20

Date	Ticker	Name	R	SM	W (%)	Ticker	Name	R	SM	W (%)
2015-03-02	BG	Bunge	C	-1.85	0.20	SNA	Snap-on	A	2.51	0.20
2015-03-02	VRTS	Virtus Investment Partners	D	-2.90	0.10	ALL	Allstate	A	2.52	0.10
2015-03-02	BG.	Bg	D	-2.88	0.10	R	Ryder System	A	2.47	0.10
2015-03-02	LVS	Las Vegas Sands	D	-2.89	0.50	RCL	Royal Caribbean Cruises	A	2.59	0.50
2015-03-02	HLF	Herbalife	D	-2.94	0.40	EA	Electronic Arts	A	2.46	0.40
2015-03-02	DVA	Davita	C	-1.84	0.50	ANTM	Anthem	A	2.45	0.50
2015-03-02	TSLA	Tesla	D	-2.89	0.10	MNST	Monster Beverage	A	2.46	0.10
2015-03-02	LYB	Lyondellbasell Industries	D	-2.87	0.50	PPG	Ppg Industries	A	2.22	0.50
2015-03-02	KORS	Michael Kors	D	-2.89	0.30	GT	Goodyear Tire & Rubber	A	2.38	0.30
2015-04-01	AMT	American Tower	C	-1.85	1.60	MHFI	McGraw Hill Fin	A	2.63	1.60
2015-04-01	MET	Metlife	D	-2.85	0.50	AMP	Ameriprise Financial	A	2.58	0.50
2015-04-01	AIG	American International	C	-1.84	0.20	EFX	Equifax	A	2.52	0.20
2015-04-01	APC	Anadarko Petroleum	D	-2.88	0.50	TSO	Tesoro	A	2.32	0.50
2015-04-01	COF	Capital One Financial	C	-1.84	1.00	ALL	Allstate	A	2.52	1.00
2015-04-01	ATHN	Athenahealth	D	-2.87	0.10	AVGO	Avago Technologies	A	2.61	0.10
2015-04-01	GMCR	Keurig Green Mountain	C	-1.88	0.90	HBI	Hanesbrands	A	3.00	0.90
2015-04-01	HAL	Halliburton	D	-2.90	0.50	VLO	Valero Energy	A	2.24	0.50
2015-04-01	JNJ	Johnson & Johnson	C	-1.85	1.70	HCA	Hca	A	2.71	1.70
2015-04-01	MSFT	Microsoft	C	-1.86	0.40	CSC	Computer Sciences	A	2.48	0.40
2015-04-01	NBL	Noble Energy	D	-2.90	0.20	KMI	Kinder Morgan	A	2.23	0.20
2015-04-01	COP	Conocophillips	D	-2.88	0.40	FSLR	First Solar	B	1.25	0.40
2015-04-01	SLB	Schlumberger	D	-2.88	0.90	PXD	Pioneer Natural Resources	B	1.21	0.90
2015-04-01	COG	Cabot Oil & Gas	D	-2.86	0.30	BHI	Baker Hughes	B	1.20	0.30
2015-04-01	QCOM	Qualcomm	D	-2.86	1.20	LRCX	Lam Research	A	2.37	1.20
2015-04-01	BRKR	Bruker	D	-2.84	0.60	HSP	Hospira	A	2.48	0.60
2015-04-01	OII	Oceaneering International	D	-2.87	0.10	DVN	Devon Energy	B	1.18	0.10
2015-04-01	USB	Us Bancorp	C	-1.84	0.30	NDAQ	Nasdaq	A	2.40	0.30
2015-04-01	LVS	Las Vegas Sands	D	-2.90	0.60	RCL	Royal Caribbean Cruises	A	2.61	0.60
2015-04-01	CVX	Chevron	D	-2.87	0.10	SNA	Snap-on	A	2.51	0.10
2015-04-01	HPQ	Hp	C	-1.87	0.60	SWKS	Skyworks Solutions	A	2.36	0.60
2015-04-01	TSLA	Tesla	D	-2.89	0.10	DLPH	Delphi Automotive	A	2.67	0.10
2015-04-01	LYB	Lyondellbasell Industries	D	-2.87	0.80	SIAL	Sigma Aldrich	A	2.34	0.80
2015-04-01	LOCK	Lifelock	D	-2.87	0.30	CTAS	Cintas	A	2.51	0.30
2015-04-01	ABBV	Abbvie	C	-1.86	0.10	AET	Aetna	A	2.48	0.10
2015-04-01	MDLZ	Mondelez International	C	-1.85	1.00	WHR	Whirlpool	A	2.61	1.00
2015-05-01	AMT	American Tower	C	-1.85	1.70	MHFI	McGraw Hill Fin	A	2.63	1.70
2015-05-01	MET	Metlife	D	-2.85	0.50	EFX	Equifax	A	2.55	0.50
2015-05-01	KKR	Kkr	C	-1.84	0.20	ALL	Allstate	A	2.51	0.20
2015-05-01	COF	Capital One Financial	C	-1.83	1.10	NDAQ	Nasdaq	A	2.38	1.10
2015-05-01	SYMC	Symantec	C	-1.84	0.40	AVGO	Avago Technologies	A	2.60	0.40
2015-05-01	ATHN	Athenahealth	D	-2.87	0.10	CSC	Computer Sciences	A	2.48	0.10
2015-05-01	GMCR	Keurig Green Mountain	C	-1.88	1.00	HBI	Hanesbrands	A	2.96	1.00
2015-05-01	HRB	H.& R.block	C	-1.85	0.50	CM-CSA	Comcast	A	2.49	0.50
2015-05-01	COP	Conocophillips	D	-2.87	0.30	TSO	Tesoro	A	2.32	0.30
2015-05-01	QCOM	Qualcomm	D	-2.86	1.40	LRCX	Lam Research	A	2.41	1.40
2015-05-01	OII	Oceaneering International	D	-2.87	0.10	NFX	Newfield Exploration	A	2.29	0.10
2015-05-01	POT	Potash Corporation Of Saskatchewan	C	-1.86	0.50	DLPH	Delphi Automotive	A	2.72	0.50
2015-05-01	USB	Us Bancorp	C	-1.84	0.20	MMC	Marsh & McLennan Cos	A	2.37	0.20
2015-05-01	LVS	Las Vegas Sands	D	-2.85	0.50	ORLY	O'reilly Automotive	A	2.46	0.50

Date	Ticker	Name	R	SM	W (%)	Ticker	Name	R	SM	W (%)
2015-05-01	CVX	Chevron	D	-2.87	0.10	FSLR	First Solar	A	2.24	0.10
2015-05-01	HPQ	Hp	C	-1.86	0.90	SWKS	Skyworks Solutions	A	2.36	0.90
2015-05-01	CMG	Chipotle Mexican Grill	C	-1.85	0.60	CAH	Cardinal Health	A	2.36	0.60
2015-05-01	DAL	Delta Air Lines	C	-1.85	0.50	EXPE	Expedia	A	2.35	0.50
2015-05-01	LYB	Lyondellbasell Industries	D	-2.85	1.20	SIAL	Sigma Aldrich	A	2.34	1.20
2015-05-01	SFM	Sprouts Farmers Market	C	-1.86	0.20	MAR	Marriott International	A	2.34	0.20
2015-05-01	ABBV	Abbvie	C	-1.85	0.70	HCA	Hca	A	2.70	0.70
2015-06-01	AMT	American Tower	C	-1.85	1.70	MHFI	McGraw Hill Fin	A	2.63	1.70
2015-06-01	KKR	Kkr	C	-1.84	0.20	EFX	Equifax	A	2.56	0.20
2015-06-01	MON	Monsanto	C	-1.85	0.80	HBI	Hanesbrands	A	2.98	0.80
2015-06-01	DD	E.i. Du Pont De Nemours	C	-1.85	0.60	SIAL	Sigma Aldrich	A	2.34	0.60
2015-06-01	SYMC	Symantec	C	-1.85	0.30	AVGO	Avago Technologies	A	2.72	0.30
2015-06-01	GMCR	Keurig Green Mountain	D	-2.91	0.40	DLPH	Delphi Automotive	A	2.74	0.40
2015-06-01	HRB	H.& R.block	D	-2.85	0.30	CM-CSA	Comcast	A	2.50	0.30
2015-06-01	LUV	Southwest Airlines	C	-1.87	0.40	ORLY	O'reilly Automotive	A	2.46	0.40
2015-06-01	ISIL	Intersil	C	-1.86	0.20	CSC	Computer Sciences	A	2.50	0.20
2015-06-01	COP	Conocophillips	D	-2.88	0.20	TSO	Tesoro	A	2.31	0.20
2015-06-01	VFC	Vf	C	-1.85	1.10	WHR	Whirlpool	A	2.57	1.10
2015-06-01	MRVL	Marvell Technology	C	-1.86	0.10	LRCX	Lam Research	A	2.44	0.10
2015-06-01	QCOM	Qualcomm	D	-2.84	1.60	SWKS	Skyworks Solutions	A	2.40	1.60
2015-06-01	OII	Oceaneering International Potash	D	-2.88	0.10	NFX	Newfield Exploration	A	2.27	0.10
2015-06-01	POT	Corporation Of Saskatchewan	C	-1.86	0.30	ALXN	Alexion Pharmaceuticals	A	3.00	0.30
2015-06-01	USB	Us Bancorp	C	-1.84	0.20	ALL	Allstate	A	2.49	0.20
2015-06-01	LVS	Las Vegas Sands	D	-2.86	0.30	CAH	Cardinal Health	A	2.38	0.30
2015-06-01	CVX	Chevron	D	-2.87	0.40	VLO	Valero Energy	A	2.22	0.40
2015-06-01	HPQ	Hp	D	-2.86	0.80	BRCM	Broadcom Corp	A	2.37	0.80
2015-06-01	GRPN	Groupon	C	-1.87	0.10	EXPE	Expedia	A	2.37	0.10
2015-06-01	CMG	Chipotle Mexican Grill	C	-1.86	0.60	DNB	Dun & Bradstreet	A	2.33	0.60
2015-06-01	MJN	Mead Johnson Nutrition	C	-1.85	0.40	SNA	Snap-on	A	2.54	0.40
2015-06-01	SFM	Sprouts Farmers Market	C	-1.87	0.20	MAR	Marriott International	A	2.33	0.20
2015-06-01	GOOG	Alphabet	D	-2.85	1.10	NVDA	Nvidia	A	2.31	1.10
2015-06-01	TIVO	Tivo	D	-2.89	0.50	RHT	Red Hat	A	2.28	0.50
2015-07-01	AMT	American Tower	D	-2.85	1.70	MHFI	McGraw Hill Fin	A	2.61	1.70
2015-07-01	AMGN	Amgen	C	-1.85	1.00	ALXN	Alexion Pharmaceuticals	A	3.00	1.00
2015-07-01	SU	Suncor Energy	D	-2.86	0.20	HUM	Humana	A	2.50	0.20
2015-07-01	KKR	Kkr	C	-1.84	0.20	EFX	Equifax	A	2.55	0.20
2015-07-01	MON	Monsanto	D	-2.86	0.80	HBI	Hanesbrands	A	3.00	0.80
2015-07-01	DD	E.i. Du Pont De Nemours	C	-1.87	0.70	SIAL	Sigma Aldrich	A	2.35	0.70
2015-07-01	GMCR	Keurig Green Mountain	D	-2.92	0.30	DLPH	Delphi Automotive	A	2.73	0.30
2015-07-01	ITW	Illinois Tool Works	C	-1.84	0.40	CTAS	Cintas	A	2.53	0.40
2015-07-01	LUV	Southwest Airlines	C	-1.88	0.30	CM-CSA	Comcast	A	2.52	0.30
2015-07-01	NBL	Noble Energy	D	-2.87	0.20	TSO	Tesoro	A	2.31	0.20
2015-07-01	ISIL	Intersil	D	-2.87	0.30	AVGO	Avago Technologies	A	2.66	0.30
2015-07-01	TAP	Molson Coors Brewing	C	-1.85	0.30	SNA	Snap-on	A	2.56	0.30
2015-07-01	RTN	Raytheon	C	-1.86	0.40	R	Ryder System	A	2.44	0.40
2015-07-01	TJX	Tjx Companies	C	-1.84	0.50	ORLY	O'reilly Automotive	A	2.48	0.50
2015-07-01	VFC	Vf	C	-1.85	1.20	EA	Electronic Arts	A	2.54	1.20
2015-07-01	IVZ	Invesco	C	-1.85	0.30	ALL	Allstate	A	2.48	0.30
2015-07-01	MRVL	Marvell Technology	C	-1.87	0.30	CSC	Computer Sciences	A	2.49	0.30
2015-07-01	A	Agilent Technologies	C	-1.85	0.20	APH	Amphenol	A	2.37	0.20

Date	Ticker	Name	R	SM	W (%)	Ticker	Name	R	SM	W (%)
2015-07-01	QCOM	Qualcomm	D	-2.85	1.50	LRCX	Lam Research	A	2.44	1.50
2015-07-01	POT	Potash Corporation Of Saskatchewan	C	-1.86	0.30	HSP	Hospira	A	2.48	0.30
2015-07-01	XEC	Cimarex Energy	C	-1.86	0.10	NFX	Newfield Exploration	A	2.26	0.10
2015-07-01	JAZZ	Jazz Pharmaceuticals	C	-1.84	0.40	HCA	Hca	A	2.86	0.40
2015-07-01	MDVN	Medivation	C	-1.86	0.10	AET	Aetna	A	2.58	0.10
2015-07-01	LVS	Las Vegas Sands	D	-2.85	0.10	EXPE	Expedia	A	2.37	0.10
2015-07-01	CVX	Chevron	D	-2.88	0.60	VLO	Valero Energy	A	2.24	0.60
2015-07-01	HPQ	Hp	D	-2.88	0.80	SWKS	Skyworks Solutions	A	2.38	0.80
2015-07-01	GM	General Motors	C	-1.86	0.30	WHR	Whirlpool	A	2.52	0.30
2015-07-01	WYN	Wyndham Worldwide	C	-1.85	0.40	CAH	Cardinal Health	A	2.36	0.40
2015-07-01	GRPN	Groupon	D	-2.90	0.10	DNB	Dun & Bradstreet	A	2.32	0.10
2015-07-01	CMG	Chipotle Mexican Grill	D	-2.86	0.60	AN	Autonation	A	2.31	0.60
2015-07-01	TEL	Te Connectivity	C	-1.85	0.10	GD	General Dynamics	A	2.36	0.10
2015-07-01	MJN	Mead Johnson Nutrition	C	-1.86	0.40	HRL	Hormel Foods	A	2.33	0.40
2015-07-01	PBYI	Puma Biotechnology	D	-2.93	0.10	ANTM	Anthem	A	2.51	0.10
2015-07-01	HII	Huntington Ingalls Industries	C	-1.87	0.30	COL	Rockwell Collins	A	2.33	0.30
2015-07-01	AAL	American Airlines	C	-1.88	0.40	AZO	Autozone	A	2.31	0.40
2015-07-01	TIVO	Tivo	D	-2.89	0.50	BRCM	Broadcom Corp	A	2.35	0.50
2015-08-03	AAPL	Apple	C	-1.85	4.70	AVGO	Avago Technologies	A	2.61	4.70
2015-08-03	MON	Monsanto	D	-2.86	0.50	DLPH	Delphi Automotive	A	2.66	0.50
2015-08-03	DD	E.i. Du Pont De Nemours	D	-2.88	0.50	SIAL	Sigma Aldrich	A	2.35	0.50
2015-08-03	GMC	Keurig Green Mountain	D	-2.92	0.30	SNA	Snap-on	A	2.57	0.30
2015-08-03	GE	General Electric	C	-1.84	2.40	CTAS	Cintas	A	2.53	2.40
2015-08-03	ITW	Illinois Tool Works	C	-1.85	0.40	GD	General Dynamics	A	2.38	0.40
2015-08-03	LUV	Southwest Airlines	C	-1.87	0.40	CMCSA	Comcast	A	2.53	0.40
2015-08-03	ISIL	Intersil	D	-2.88	0.20	CSC	Computer Sciences	A	2.48	0.20
2015-08-03	PDCE	Pdc Energy	C	-1.87	0.20	TSO	Tesoro	A	2.34	0.20
2015-08-03	TAP	Molson Coors Brewing	D	-2.85	0.30	EA	Electronic Arts	A	2.56	0.30
2015-08-03	RTN	Raytheon	C	-1.84	0.70	VMC	Vulcan Materials Co	A	2.32	0.70
2015-08-03	SLB	Schlumberger	C	-1.85	1.80	VLO	Valero Energy	A	2.24	1.80
2015-08-03	IVZ	Invesco	D	-2.85	0.40	MHFI	McGraw Hill Fin	A	2.61	0.40
2015-08-03	MRVL	Marvell Technology	C	-1.87	0.30	LRCX	Lam Research	A	2.40	0.30
2015-08-03	CAM	Cameron International Corp.	C	-1.85	0.80	WMB	Williams Companies	A	2.21	0.80
2015-08-03	A	Agilent Technologies	D	-2.84	0.40		Minnesota Mng.& Mfg	A	2.30	0.40
2015-08-03	MU	Micron Technology	D	-2.91	0.30	SWKS	Skyworks Solutions	A	2.34	0.30
2015-08-03	QCOM	Qualcomm	D	-2.85	1.60	BRCM	Broadcom Corp	A	2.34	1.60
2015-08-03		Berkshire Hathaway B	C	-1.84	2.10	EFX	Equifax	A	2.58	2.10
2015-08-03	MCK	Mckesson	C	-1.85	1.30	ORLY	O'reilly Automotive	A	2.50	1.30
2015-08-03	MDVN	Medivation	C	-1.87	0.10	ALXN	Alexion Pharmaceuticals	A	3.00	0.10
2015-08-03	HPQ	Hp	D	-2.88	0.80	RHT	Red Hat	A	2.28	0.80
2015-08-03	WYN	Wyndham Worldwide	C	-1.86	0.60	EXPE	Expedia	A	2.43	0.60
2015-08-03	WDAY	Workday	D	-2.85	0.10	AKAM	Akamai Technologies	A	2.27	0.10
2015-08-03	HII	Huntington Ingalls Industries	C	-1.87	0.50	SEE	Sealed Air	A	2.30	0.50
2015-08-03	CDW	Cdw	C	-1.83	0.10	FFIV	F5 Networks	A	2.27	0.10
2015-08-03	PSXP	Phillips 66 Partners	C	-1.87	0.10	FSLR	First Solar	A	2.18	0.10
2015-08-03	HLT	Hilton Worldwide	C	-1.86	0.50	DNB	Dun & Bradstreet	A	2.32	0.50
2015-08-03	AAL	American Airlines	C	-1.88	0.40	AZO	Autozone	A	2.32	0.40

Date	Ticker	Name	R	SM	W (%)	Ticker	Name	R	SM	W (%)
2015-08-03	ASH	Ashland Global	C	-1.86	0.30	AVY	Avery Dennison	A	2.24	0.30
2015-08-03	TIVO	Tivo	D	-2.93	0.20	VRSN	Verisign	A	2.25	0.20
2015-08-03	BHGE	Baker Hughes, A Ge	C	-1.87	0.20	HAL	Halliburton	B	1.18	0.20
2015-09-01	AAPL	Apple	C	-1.87	4.80	LRCX	Lam Research	A	2.37	4.80
2015-09-01	ALNY	Alnylam Pharmaceuticals	C	-1.88	0.10	ALXN	Alexion Pharmaceuticals	A	3.00	0.10
2015-09-01	MON	Monsanto	D	-2.87	0.50	DLPH	Delphi Automotive	A	2.61	0.50
2015-09-01	BX	Blackstone	C	-1.88	0.90	MHFI	McGraw Hill Fin	A	2.56	0.90
2015-09-01	GE	General Electric	C	-1.86	2.70	CTAS	Cintas	A	2.52	2.70
2015-09-01	ITW	Illinois Tool Works	C	-1.86	0.40	GD	General Dynamics	A	2.35	0.40
2015-09-01	AMTD	Td Ameritrade	C	-1.86	0.10	EFX	Equifax	A	2.54	0.10
2015-09-01	LUV	Southwest Airlines	C	-1.87	0.60	ORLY	O'reilly Automotive	A	2.48	0.60
2015-09-01	MDT	Medtronic	C	-1.85	2.10	HCA	Hca	A	2.80	2.10
2015-09-01	MXIM	Maxim Integrated Products	C	-1.85	0.60	BRCM	Broadcom Corp	A	2.33	0.60
2015-09-01	ISIL	Intersil	D	-2.89	0.20	RHT	Red Hat	A	2.25	0.20
2015-09-01	PDCE	Pdc Energy	C	-1.84	0.30	TSO	Tesoro	A	2.32	0.30
2015-09-01	EPC	Edgewell Personal Care	D	-2.90	0.10	SNA	Snap-on	A	2.54	0.10
2015-09-01	TAP	Molson Coors Brewing	D	-2.86	0.30	EA	Electronic Arts	A	2.50	0.30
2015-09-01	SLB	Schlumberger	D	-2.86	1.90	VLO	Valero Energy	A	2.22	1.90
2015-09-01	IVZ	Invesco	D	-2.87	0.40	ALL	Allstate	A	2.42	0.40
2015-09-01	MRVL	Marvell Technology	D	-2.89	0.30	INTU	Intuit	A	2.24	0.30
2015-09-01	BSX	Boston Scientific	C	-1.86	1.20	AET	Aetna	A	2.50	1.20
2015-09-01	A	Agilent Technologies	D	-2.87	0.40	VMC	Vulcan Materials Co	A	2.32	0.40
2015-09-01	MU	Micron Technology	D	-2.93	0.30	FFIV	F5 Networks	A	2.24	0.30
2015-09-01	BRKR	Bruker	C	-1.87	0.70	HSP	Hospira	A	2.49	0.70
2015-09-01		Berkshire Hathaway B	C	-1.86	2.20	NDAQ	Nasdaq	A	2.39	2.20
2015-09-01	MCK	Mckesson	C	-1.87	1.30	CM-CSA	Comcast	A	2.46	1.30
2015-09-01	ROP	Roper Technologies	C	-1.85	0.40	FDX	Fedex	A	2.29	0.40
2015-09-01	MDVN	Medivation	C	-1.89	0.10	HUM	Humana	A	2.46	0.10
2015-09-01	HPQ	Hp	D	-2.89	0.80	VRSN	Verisign	A	2.24	0.80
2015-09-01	WYN	Wyndham Worldwide	C	-1.87	0.70	EXPE	Expedia	A	2.38	0.70
2015-09-01	BLUE	Bluebird Bio	C	-1.89	0.20	UNH	Unitedhealth	A	2.44	0.20
2015-09-01	WDAY	Workday	D	-2.87	0.10	ALTR	Altera Corp.	A	2.23	0.10
2015-09-01	ICPT	Intercept Pharmaceuticals	C	-1.90	0.00	HSIC	Henry Schein	A	2.43	0.00
2015-09-01	HII	Huntington Ingalls Industries	C	-1.88	0.60	SEE	Sealed Air	A	2.28	0.60
2015-09-01	PSXP	Phillips 66 Partners	D	-2.87	0.10	NI	Nisource	A	3.00	0.10
2015-09-01	HLT	Hilton Worldwide	C	-1.87	0.50	AZO	Autozone	A	2.33	0.50
2015-09-01	ASH	Ashland Global	C	-1.87	0.30	SIAL	Sigma Aldrich	A	2.35	0.30
2015-09-01	BHGE	Baker Hughes, A Ge	D	-2.87	0.60	WHR	Whirlpool	A	2.49	0.60
2015-10-01	AAPL	Apple	C	-1.86	4.20	BRCM	Broadcom Corp	A	2.34	4.20
2015-10-01	MET	Metlife	D	-2.86	0.50	EFX	Equifax	A	2.55	0.50
2015-10-01	AOS	A.o.smith	C	-1.85	0.20	CTAS	Cintas	A	2.53	0.20
2015-10-01	APA	Apache	D	-2.91	0.10	TSO	Tesoro	A	2.35	0.10
2015-10-01	ALNY	Alnylam Pharmaceuticals	C	-1.90	0.10	ALXN	Alexion Pharmaceuticals	A	3.00	0.10
2015-10-01	MON	Monsanto	D	-2.89	0.40	DLPH	Delphi Automotive	A	2.66	0.40
2015-10-01	COF	Capital One Financial	D	-2.87	0.80	MHFI	McGraw Hill Fin	A	2.53	0.80
2015-10-01	BX	Blackstone	C	-1.88	1.00	ALL	Allstate	A	2.43	1.00
2015-10-01	DYAX	Dyax Corp	C	-1.90	0.10	HUM	Humana	A	2.47	0.10
2015-10-01	GE	General Electric	D	-2.85	3.10	VMC	Vulcan Materials Co	A	2.33	3.10
2015-10-01	ITW	Illinois Tool Works	D	-2.86	0.40	SEE	Sealed Air	A	2.26	0.40
2015-10-01	AMTD	Td Ameritrade	C	-1.86	0.10	NDAQ	Nasdaq	A	2.41	0.10
2015-10-01	LEG	Leggett & Platt	C	-1.86	0.10	EA	Electronic Arts	A	2.53	0.10
2015-10-01	LUV	Southwest Airlines	C	-1.86	0.80	DIS	Walt Disney	A	2.59	0.80
2015-10-01	MDT	Medtronic	C	-1.86	2.10	HSIC	Henry Schein	A	2.44	2.10
2015-10-01	MXIM	Maxim Integrated Products	C	-1.85	0.90	VRSN	Verisign	A	2.25	0.90
2015-10-01	ISIL	Intersil	D	-2.88	0.30	ALTR	Altera Corp.	A	2.24	0.30

Date	Ticker	Name	R	SM	W (%)	Ticker	Name	R	SM	W (%)
2015-10-01	SLB	Schlumberger	D	-2.88	1.70	VLO	Valero Energy	A	2.24	1.70
2015-10-01	CF	Cf Industries	C	-1.89	0.60	SIAL	Sigma Aldrich	A	2.34	0.60
2015-10-01	WFC	Wells Fargo	C	-1.85	1.20	BK	Bank Of New York Mellon	A	2.32	1.20
2015-10-01	IVZ	Invesco	D	-2.87	0.40	MAC	Macerich	A	2.23	0.40
2015-10-01	BSX	Boston Scientific	C	-1.85	1.40	EW	Edwards Lifesciences	A	2.39	1.40
2015-10-01	BLK	Blackrock	D	-2.87	1.00	HIG	The Hartford Financial Services	A	2.23	1.00
2015-10-01	A	Agilent Technologies	D	-2.87	0.50	MLM	Martin Marietta Materials	A	2.24	0.50
2015-10-01	AVGO	Avago Technologies	C	-1.86	0.10	FFIV	F5 Networks	A	2.24	0.10
2015-10-01	PRGS	Progress Software	C	-1.86	0.20	GOOGL	Google Class A	A	2.22	0.20
2015-10-01	MU	Micron Technology	D	-2.93	0.30	NVDA	Nvidia	A	2.21	0.30
2015-10-01	GS	Goldman Sachs	C	-1.87	1.10	PGR	Progressive	A	2.22	1.10
2015-10-01	GILD	Gilead Sciences	C	-1.87	0.90	BCR	C R Bard	A	2.32	0.90
2015-10-01	BRKR	Bruker	C	-1.88	0.50	SYK	Stryker	A	2.32	0.50
2015-10-01	BMRN	Biomarin Pharmaceutical	C	-1.86	0.30	LLY	Eli Lilly	A	2.29	0.30
2015-10-01	PII	Polaris Industries	D	-2.88	0.40	SNA	Snap-on	A	2.52	0.40
2015-10-01	JPM	Jpmorgan Chase	C	-1.85	2.60	AIZ	Assurant	A	2.22	2.60
2015-10-01		Berkshire Hathaway B	D	-2.86	2.20	ICE	Intercontinental Exchange	A	2.21	2.20
2015-10-01	MCK	Mckesson	C	-1.87	1.30	ORLY	O'reilly Automotive	A	2.53	1.30
2015-10-01	ROP	Roper Technologies	C	-1.85	0.40	ALLE	Allegion	A	2.24	0.40
2015-10-01	C	Citigroup	C	-1.86	2.00	XL	XL	A	2.20	2.00
2015-10-01	MDVN	Medivation	D	-2.89	0.10	UHS	Universal Health Services	A	2.28	0.10
2015-10-01	DG	Dollar General	C	-1.85	0.50	CM-CSK	Comcast Special A	A	2.50	0.50
2015-10-01	DPZ	Domino's Pizza	C	-1.85	0.70	CM-CSA	Comcast	A	2.48	0.70
2015-10-01	STRZA	Starz	C	-1.87	0.30	EXPE	Expedia	A	2.42	0.30
2015-10-01	WYN	Wyndham Worldwide	D	-2.87	0.70	AZO	Autozone	A	2.34	0.70
2015-10-01	BLUE	Bluebird Bio	C	-1.92	0.10	ISRG	Intuitive Surgical	A	2.21	0.10
2015-10-01	WDAY	Workday	D	-2.87	0.20	CTXS	Citrix Systems	A	2.21	0.20
2015-10-01	LYB	Lyondellbasell Industries	D	-2.86	1.90	AVY	Avery Dennison	A	2.23	1.90
2015-10-01	MPC	Marathon Petroleum	C	-1.86	0.40	NI	Nisource	A	3.00	0.40
2015-10-01	HII	Huntington Ingalls Industries	C	-1.88	0.60	MAS	Masco	A	2.24	0.60
2015-10-01	PSXP	Phillips 66 Partners	D	-2.89	0.10	ATVI	Activision Blizzard	A	2.49	0.10
2015-10-01	HLT	Hilton Worldwide	C	-1.87	0.50	CVC	Cablevision Systems Corp	A	2.31	0.50
2015-10-01	BABA	Alibaba Adr	D	-2.92	0.20	UAL	United Continental	A	2.30	0.20
2015-10-01	BHGE	Baker Hughes, A Ge	D	-2.88	0.60	WHR	Whirlpool	A	2.45	0.60
2015-11-02	AAPL	Apple	C	-1.85	4.00	BRCM	Broadcom Corp	A	2.35	4.00
2015-11-02	APA	Apache	D	-2.89	0.20	TSO	Tesoro	A	2.39	0.20
2015-11-02	KKR	Kkr	D	-2.88	0.10	EFX	Equifax	A	2.61	0.10
2015-11-02	CELG	Celgene	C	-1.85	1.10	HSIC	Henry Schein	A	2.50	1.10
2015-11-02	ALNY	Alnylam Pharmaceuticals	D	-2.89	0.10	HUM	Humana	A	2.47	0.10
2015-11-02	PZZA	Papa John's International	C	-1.85	0.50	DIS	Walt Disney	A	2.66	0.50
2015-11-02	MON	Monsanto	D	-2.88	0.40	DLPH	Delphi Automotive	A	2.72	0.40
2015-11-02	COF	Capital One Financial	D	-2.85	0.80	MHFI	McGraw Hill Fin	A	2.56	0.80
2015-11-02	CVS	Cvs Health	C	-1.85	1.70	ORLY	O'reilly Automotive	A	2.57	1.70
2015-11-02	BX	Blackstone	C	-1.87	0.80	NDAQ	Nasdaq	A	2.47	0.80
2015-11-02	JBHT	J.b.hunt Transport Services	D	-2.86	0.20	CTAS	Cintas	A	2.58	0.20
2015-11-02	KR	Kroger	C	-1.84	0.70	CM-CSK	Comcast Special A	A	2.54	0.70
2015-11-02	LEG	Leggett & Platt	C	-1.85	0.10	SNA	Snap-on	A	2.58	0.10

Date	Ticker	Name	R	SM	W (%)	Ticker	Name	R	SM	W (%)
2015-11-02	MDT	Medtronic	C	-1.84	2.10	EW	Edwards Lifesciences	A	2.41	2.10
2015-11-02	ROST	Ross Stores	C	-1.85	0.70	CM-CSA	Comcast	A	2.53	0.70
2015-11-02	SLB	Schlumberger	D	-2.85	1.80	CAM	Cameron International Corp.	A	2.27	1.80
2015-11-02	VFC	Vf	D	-2.85	1.10	EA	Electronic Arts	A	2.57	1.10
2015-11-02	CF	Cf Industries	C	-1.87	0.60	SIAL	Sigma Aldrich	A	2.35	0.60
2015-11-02	WFC	Wells Fargo	D	-2.84	1.20	BK	Bank Of New York Mellon	A	2.35	1.20
2015-11-02	IVZ	Invesco	D	-2.87	0.40	MAC	Macerich	A	2.26	0.40
2015-11-02	TEVA	Pharmaceutical Industries Adr	C	-1.86	1.20	BCR	C R Bard	A	2.32	1.20
2015-11-02	BIIB	Biogen	D	-2.89	0.40	LLY	Eli Lilly	A	2.28	0.40
2015-11-02	A	Agilent Technologies	D	-2.85	0.60	VMC	Vulcan Materials Co	A	2.34	0.60
2015-11-02	AVGO	Avago Technologies	C	-1.86	0.40	VRSN	Verisign	A	2.29	0.40
2015-11-02	PRGS	Progress Software	D	-2.86	0.10	ALTR	Altera Corp.	A	2.25	0.10
2015-11-02	MU	Micron Technology	D	-2.92	0.30	NVDA	Nvidia	A	2.25	0.30
2015-11-02	GS	Goldman Sachs	D	-2.86	1.20	PGR	Progressive	A	2.24	1.20
2015-11-02	GILD	Gilead Sciences	C	-1.85	0.70	XRAY	Dentsply Intl	A	2.23	0.70
2015-11-02	BRKR	Bruker	D	-2.86	0.50	LH	Laboratory Corp Of America	A	2.22	0.50
2015-11-02	NFLX	Netflix	C	-1.86	0.50	EXPE	Expedia	A	2.47	0.50
2015-11-02	BMRN	Biomarin Pharmaceutical	C	-1.85	0.20	BDX	Becton Dickinson	A	2.21	0.20
2015-11-02	PII	Polaris Industries	D	-2.88	0.50	ATVI	Activision Blizzard	A	2.55	0.50
2015-11-02	JPM	Jpmorgan Chase	C	-1.84	2.50	ICE	Intercontinental Exchange	A	2.24	2.50
2015-11-02		Berkshire Hathaway B	D	-2.85	2.20	HIG	The Hartford Financial Services	A	2.23	2.20
2015-11-02	MCK	Mckesson	D	-2.88	1.20	AZO	Autozone	A	2.36	1.20
2015-11-02	USB	Us Bancorp	D	-2.85	1.10	AIZ	Assurant	A	2.23	1.10
2015-11-02	ACT	Actavis	C	-1.85	1.30	PFE	Pfizer	A	2.21	1.30
2015-11-02	C	Citigroup	D	-2.84	2.00	TRV	Travelers Companies	A	2.23	2.00
2015-11-02	JAZZ	Jazz Pharmaceuticals	D	-2.88	0.30	PRGO	Perrigo	A	2.21	0.30
2015-11-02	MDVN	Medivation	D	-2.89	0.10	PDCO	Patterson Companies	A	2.21	0.10
2015-11-02	MD	Mednax	C	-1.86	0.10	TMO	Thermo Fisher Scientific	A	2.20	0.10
2015-11-02	TSLA	Tesla	C	-1.87	0.20	RAI	Reynolds American	A	2.40	0.20
2015-11-02	DG	Dollar General	C	-1.86	0.50	UAL	United Continental	A	2.34	0.50
2015-11-02	DPZ	Domino's Pizza	C	-1.85	0.50	AN	Autonation	A	2.31	0.50
2015-11-02	STRZA	Starz	C	-1.88	0.30	CVC	Cablevision Systems Corp	A	2.31	0.30
2015-11-02	WYN	Wyndham Worldwide	D	-2.86	0.70	LOW	Lowe's Companies	A	2.28	0.70
2015-11-02	RF	Regions Financial	D	-2.85	0.80	CBG	Cbre	A	2.23	0.80
2015-11-02	CMG	Chipotle Mexican Grill	C	-1.86	0.50	TSCO	Tractor Supply	A	2.27	0.50
2015-11-02	WDAY	Workday	D	-2.83	0.50	CTXS	Citrix Systems	A	2.24	0.50
2015-11-02	MPC	Marathon Petroleum	C	-1.85	0.40	NFX	Newfield Exploration	A	2.25	0.40
2015-11-02	HII	Huntington Ingalls Industries	C	-1.86	0.60	SEE	Sealed Air	A	2.28	0.60
2015-11-02	ABBV	Abbvie	D	-2.85	1.30	ALXN	Alexion Pharmaceuticals	B	1.20	1.30
2015-11-02	PSXP	Phillips 66 Partners	D	-2.87	0.10	FSLR	First Solar	A	2.24	0.10
2015-11-02	HLT	Hilton Worldwide	D	-2.86	0.50	ABC	Amerisourcebergen	A	2.26	0.50
2015-11-02	BHGE	Baker Hughes, A Ge	D	-2.87	0.60	XEC	Cimarex Energy	A	2.20	0.60
2015-12-01	AAPL	Apple	C	-1.85	3.90	BRCM	Broadcom Corp	A	2.37	3.90
2015-12-01	DVN	Devon Energy	D	-2.89	0.10	TSO	Tesoro	A	2.41	0.10
2015-12-01	CELG	Celgene	C	-1.87	0.50	HSIC	Henry Schein	A	2.52	0.50
2015-12-01	ALNY	Alnylam Pharmaceuticals	D	-2.87	0.10	HUM	Humana	A	2.45	0.10
2015-12-01	PZZA	Papa John's International	C	-1.88	0.50	DIS	Walt Disney	A	2.66	0.50

Date	Ticker	Name	R	SM	W (%)	Ticker	Name	R	SM	W (%)
2015-12-01	MON	Monsanto	D	-2.87	0.40	DLPH	Delphi Automotive	A	2.75	0.40
2015-12-01	COF	Capital One Financial	D	-2.84	0.80	EFX	Equifax	A	2.63	0.80
2015-12-01	CVS	Cvs Health	C	-1.86	1.60	ORLY	O'reilly Automotive	A	2.55	1.60
2015-12-01	BX	Blackstone	D	-2.88	0.50	MHFI	McGraw Hill Fin	A	2.59	0.50
2015-12-01	GD	General Dynamics	C	-1.84	0.60	CTAS	Cintas	A	2.58	0.60
2015-12-01	JBHT	J.b.hunt Transport Services	D	-2.86	0.40	VMC	Vulcan Materials Co	A	2.37	0.40
2015-12-01	KR	Kroger	C	-1.84	0.50	CM-CSK	Comcast Special A	A	2.53	0.50
2015-12-01	LEG	Leggett & Platt	C	-1.85	0.20	ATVI	Activision Blizzard	A	2.61	0.20
2015-12-01	MDT	Medtronic	C	-1.84	2.10	EW	Edwards Lifesciences	A	2.43	2.10
2015-12-01	PVH	Pvh	D	-2.87	0.60	SNA	Snap-on	A	2.60	0.60
2015-12-01	ROST	Ross Stores	C	-1.84	0.70	CM-CSA	Comcast	A	2.52	0.70
2015-12-01	SLB	Schlumberger	D	-2.86	1.80	CAM	Cameron International Corp.	A	2.27	1.80
2015-12-01	SCI	Service Corporation International	C	-1.85	0.60	EXPE	Expedia	A	2.44	0.60
2015-12-01	VFC	Vf	D	-2.86	1.10	EA	Electronic Arts	A	2.55	1.10
2015-12-01	CF	Cf Industries Teva	D	-2.89	0.30	AVY	Avery Dennison	A	2.26	0.30
2015-12-01	TEVA	Pharmaceutical Industries Adr	C	-1.85	1.30	BCR	C R Bard	A	2.32	1.30
2015-12-01	BIIB	Biogen	D	-2.90	0.40	LLY	Eli Lilly	A	2.29	0.40
2015-12-01	COG	Cabot Oil & Gas	D	-2.91	0.00	NFX	Newfield Exploration	A	2.24	0.00
2015-12-01	AVGO	Avago Technologies	C	-1.85	0.40	VRSN	Verisign	A	2.32	0.40
2015-12-01	PRGS	Progress Software	D	-2.87	0.10	NVDA	Nvidia	A	2.28	0.10
2015-12-01	MU	Micron Technology	D	-2.92	0.30	SNDK	Sandisk Corp	A	2.27	0.30
2015-12-01	GILD	Gilead Sciences	C	-1.86	0.80	XRAY	Dentsply Intl	A	2.23	0.80
2015-12-01	NFLX	Netflix	C	-1.83	0.60	AZO	Autozone	A	2.36	0.60
2015-12-01	BMRN	Biomarin Pharmaceutical	C	-1.88	0.20	BDX	Becton Dickinson	A	2.23	0.20
2015-12-01	PII	Polaris Industries	D	-2.89	0.40	HRL	Hormel Foods	A	2.44	0.40
2015-12-01	JPM	Jpmorgan Chase	C	-1.84	2.60	NDAQ	Nasdaq	A	2.46	2.60
2015-12-01		Berkshire Hathaway B	D	-2.85	2.10	BK	Bank Of New York Mellon	A	2.36	2.10
2015-12-01	MCK	Mckesson	D	-2.87	1.30	AN	Autonation	A	2.31	1.30
2015-12-01	ACT	Actavis	C	-1.84	1.50	LH	Laboratory Corp Of America	A	2.22	1.50
2015-12-01	JAZZ	Jazz Pharmaceuticals	D	-2.87	0.30	TMO	Thermo Fisher Scientific	A	2.21	0.30
2015-12-01	MDVN	Medivation	D	-2.89	0.10	PFE	Pfizer	A	2.20	0.10
2015-12-01	MD	Mednax	C	-1.86	0.10	PRGO	Perrigo	A	2.20	0.10
2015-12-01	TSLA	Tesla	C	-1.86	0.30	RAI	Reynolds American	A	2.38	0.30
2015-12-01	DG	Dollar General	D	-2.87	0.60	LOW	Lowe's Companies	A	2.29	0.60
2015-12-01	DPZ	Domino's Pizza	C	-1.85	0.50	CVC	Cablevision Systems Corp	A	2.29	0.50
2015-12-01	STRZA	Starz	C	-1.87	0.40	ABC	Amerisourcebergen	A	2.26	0.40
2015-12-01	WYN	Wyndham Worldwide	D	-2.86	0.40	TSCO	Tractor Supply	A	2.26	0.40
2015-12-01	CMG	Chipotle Mexican Grill	C	-1.87	0.20	COST	Costco Wholesale	A	2.24	0.20
2015-12-01	ALSN	Allison Transmission	D	-2.87	0.20	MAS	Masco	A	2.28	0.20
2015-12-01	ABBV	Abbvie	D	-2.85	1.30	JNJ	Johnson & Johnson	B	1.19	1.30
2015-12-01	HDS	Hd Supply	C	-1.85	0.20	ALLE	Allegion	A	2.28	0.20
2015-12-01	HLT	Hilton Worldwide	D	-2.87	0.30	CCL	Carnival	A	2.24	0.30
2015-12-01	BHGE	Baker Hughes, A Ge	D	-2.87	0.40	FSLR	First Solar	A	2.24	0.40
2016-01-01	AAPL	Apple	C	-1.87	3.20	BRCM	Broadcom Corp	A	2.39	3.20
2016-01-01	DVN	Devon Energy	D	-2.92	0.10	TSO	Tesoro	A	2.37	0.10
2016-01-01	ALNY	Alnylam Pharmaceuticals	D	-2.89	0.10	HSIC	Henry Schein	A	2.51	0.10
2016-01-01	PZZA	Papa John's International	C	-1.88	0.30	DIS	Walt Disney	A	2.60	0.30

Date	Ticker	Name	R	SM	W (%)	Ticker	Name	R	SM	W (%)
2016-01-01	COF	Capital One Financial	D	-2.85	0.80	EFX	Equifax	A	2.63	0.80
2016-01-01	CVS	Cvs Health	D	-2.86	1.20	ORLY	O'reilly Automotive	A	2.53	1.20
2016-01-01	BX	Blackstone	D	-2.89	0.50	NDAQ	Nasdaq	A	2.46	0.50
2016-01-01	GD	General Dynamics	C	-1.85	0.60	CTAS	Cintas	A	2.56	0.60
2016-01-01	JBHT	J.b.hunt Transport Services	D	-2.87	0.40	VMC	Vulcan Materials Co	A	2.34	0.40
2016-01-01	LEG	Leggett & Platt	C	-1.86	0.30	DLPH	Delphi Automotive	A	2.73	0.30
2016-01-01	PVH	Pvh	D	-2.90	0.30	ATVI	Activision Blizzard	A	2.61	0.30
2016-01-01	SLB	Schlumberger Service Corporation	D	-2.87	1.70	FSLR	First Solar	A	2.27	1.70
2016-01-01	SCI	International	C	-1.86	0.60	CM-CSA	Comcast	A	2.48	0.60
2016-01-01	CF	Cf Industries	D	-2.90	0.30	ARG	Airgas Inc	A	2.26	0.30
2016-01-01	FL	Foot Locker	C	-1.86	0.40	EXPE	Expedia	A	2.43	0.40
2016-01-01	BIIB	Biogen	D	-2.89	0.50	HUM	Humana	A	2.46	0.50
2016-01-01	PRGS	Progress Software	D	-2.87	0.00	VRSN	Verisign	A	2.31	0.00
2016-01-01	MU	Micron Technology	D	-2.94	0.10	NVDA	Nvidia	A	2.28	0.10
2016-01-01	GS	Goldman Sachs	D	-2.85	1.30	BK	Bank Of New York Mellon	A	2.34	1.30
2016-01-01	GILD	Gilead Sciences	C	-1.86	1.00	EW	Edwards Lifesciences	A	2.41	1.00
2016-01-01	BMRN	Biomarin Pharmaceutical	C	-1.87	0.10	BCR	C R Bard	A	2.32	0.10
2016-01-01	PII	Polaris Industries	D	-2.91	0.30	SNA	Snap-on	A	2.59	0.30
2016-01-01		Berkshire Hathaway B	D	-2.86	2.20	MAC	Macerich	A	2.24	2.20
2016-01-01	MCK	Mckesson	D	-2.86	1.40	AZO	Autozone	A	2.34	1.40
2016-01-01	JAZZ	Jazz Pharmaceuticals	D	-2.88	0.30	LLY	Eli Lilly	A	2.29	0.30
2016-01-01	MDVN	Medivation	D	-2.88	0.10	XRAY	Dentsply Intl	A	2.23	0.10
2016-01-01	TWTR	Twitter	D	-2.93	0.10	SNDK	Sandisk Corp	A	2.27	0.10
2016-01-01	TSLA	Tesla	C	-1.86	0.30	EA	Electronic Arts	A	2.55	0.30
2016-01-01	DG	Dollar General	D	-2.85	0.60	CVC	Cablevision Systems Corp	A	2.30	0.60
2016-01-01	DPZ	Domino's Pizza	C	-1.84	0.30	AN	Autonation	A	2.29	0.30
2016-01-01	STRZA	Starz	C	-1.88	0.40	LOW	Lowe's Companies	A	2.28	0.40
2016-01-01	WYN	Wyndham Worldwide	D	-2.87	0.30	ABC	Amerisourcebergen	A	2.28	0.30
2016-01-01	LYB	Lyondellbasell Industries	C	-1.85	1.60	AVY	Avery Dennison	A	2.25	1.60
2016-01-01	ALSN	Allison Transmission	D	-2.87	0.20	ALLE	Allegion	A	2.27	0.20
2016-01-01	ABBV	Abbvie	D	-2.85	1.40	BDX	Becton Dickinson	A	2.23	1.40
2016-01-01	HDS	Hd Supply	C	-1.86	0.30	MAS	Masco	A	2.26	0.30
2016-01-01	HLT	Hilton Worldwide	D	-2.89	0.20	RCL	Royal Caribbean Cruises	A	2.25	0.20
2016-02-01	AAPL	Apple	D	-2.88	2.80	VRSN	Verisign	A	2.27	2.80
2016-02-01	AMT	American Tower	D	-2.85	1.30	EXR	Extra Space Storage	A	2.84	1.30
2016-02-01	CTSH	Cognizant Technology Solutions	C	-1.85	0.80	SNDK	Sandisk Corp	A	2.26	0.80
2016-02-01	APA	Apache	D	-2.87	0.30	TSO	Tesoro	A	2.31	0.30
2016-02-01	MMS	Maximus	D	-2.87	0.20	VMC	Vulcan Materials Co	A	2.31	0.20
2016-02-01	BAC	Bank Of America	C	-1.87	1.10	EFX	Equifax	A	2.60	1.10
2016-02-01	OIS	Oil States International	D	-2.86	0.20	FSLR	First Solar	A	2.28	0.20
2016-02-01	FDS	Factset Research Systems	C	-1.86	0.30	DIS	Walt Disney	A	2.55	0.30
2016-02-01	CELG	Celgene	D	-2.86	0.20	HSIC	Henry Schein	A	2.50	0.20
2016-02-01	PZZA	Papa John's International	D	-2.90	0.20	CVC	Cablevision Systems Corp	A	2.30	0.20
2016-02-01	COF	Capital One Financial	D	-2.87	0.80	NDAQ	Nasdaq	A	2.48	0.80
2016-02-01	CVS	Cvs Health	D	-2.86	1.30	LOW	Lowe's Companies	A	2.27	1.30
2016-02-01	BX	Blackstone	D	-2.89	0.30	BK	Bank Of New York Mellon	A	2.29	0.30
2016-02-01	GD	General Dynamics	C	-1.85	0.70	ALLE	Allegion	A	2.25	0.70
2016-02-01	JBHT	J.b.hunt Transport Services	D	-2.87	0.40	MAS	Masco	A	2.24	0.40
2016-02-01	AMTD	Td Ameritrade	D	-2.88	0.10	ICE	Intercontinental Exchange	A	2.24	0.10

Date	Ticker	Name	R	SM	W (%)	Ticker	Name	R	SM	W (%)
2016-02-01	LEG	Leggett & Platt	C	-1.86	0.60	DLPH	Delphi Automotive	A	2.56	0.60
2016-02-01	MXIM	Maxim Integrated Products	C	-1.87	0.50	NVDA	Nvidia	A	2.25	0.50
2016-02-01	PDCE	Pdc Energy	C	-1.86	0.30	VLO	Valero Energy	A	2.19	0.30
2016-02-01	PVH	Pvh	D	-2.90	0.30	SNA	Snap-on	A	2.56	0.30
2016-02-01	SLB	Schlumberger	D	-2.87	1.40	NFX	Newfield Exploration	A	2.17	1.40
2016-02-01	CHRW	C.h.robinson Worldwide Service	D	-2.85	0.60	HON	Honeywell International	A	2.20	0.60
2016-02-01	SCI	Corporation International	C	-1.87	0.60	TSCO	Tractor Supply	A	2.25	0.60
2016-02-01	FL	Foot Locker	C	-1.85	0.60	COST	Costco Wholesale	A	2.23	0.60
2016-02-01	JNPR	Juniper Networks	C	-1.87	0.30	KLAC	Kla-tencor	A	2.24	0.30
2016-02-01	BSX	Boston Scientific	C	-1.84	1.30	HUM	Humana	A	2.43	1.30
2016-02-01	BIIB	Biogen	D	-2.90	0.50	EW	Edwards Lifesciences	A	2.41	0.50
2016-02-01	GS	Goldman Sachs	D	-2.87	1.30	AIZ	Assurant	A	2.23	1.30
2016-02-01	GILD	Gilead Sciences	D	-2.89	0.90	BCR	C R Bard	A	2.32	0.90
2016-02-01	BMRN	Biomarin Pharmaceutical	D	-2.91	0.10	LLY	Eli Lilly	A	2.27	0.10
2016-02-01	PII	Polaris Industries	D	-2.92	0.00	ATVI	Activision Blizzard	A	2.55	0.00
2016-02-01	ACN	Accenture Cl A	C	-1.84	0.90	WM	Waste Management	A	2.19	0.90
2016-02-01	JPM	Jpmorgan Chase	C	-1.85	1.60	O	Realty Income	A	2.22	1.60
2016-02-01		Berkshire Hathaway B	D	-2.86	2.40	TRV	Travelers Companies	A	2.22	2.40
2016-02-01	MCK	Mckesson	D	-2.89	0.70	CCL	Carnival	A	2.23	0.70
2016-02-01	MA	Mastercard	C	-1.85	1.30	FRT	Federal Realty Investment Trust	A	2.20	1.30
2016-02-01	C	Citigroup	D	-2.87	1.00	KIM	Kimco Realty	A	2.20	1.00
2016-02-01	JAZZ	Jazz Pharmaceuticals	D	-2.89	0.20	XRAY	Dentsply Intl	A	2.23	0.20
2016-02-01	XOM	Exxon Mobil	D	-2.85	2.00	MPC	Marathon Petroleum	A	2.15	2.00
2016-02-01	MDVN	Medivation	D	-2.92	0.10	BDX	Becton Dickinson	A	2.22	0.10
2016-02-01	CVX	Chevron	D	-2.86	2.00	PXD	Pioneer Natural Resources	B	1.19	2.00
2016-02-01	TSLA	Tesla	C	-1.88	0.50	HRL	Hormel Foods	A	2.48	0.50
2016-02-01	STRZA	Starz	C	-1.89	0.40	MCD	McDonald's	A	2.22	0.40
2016-02-01	FOLD	Amicus Therapeutics	D	-2.94	0.10	LH	Laboratory Corp Of America	A	2.20	0.10
2016-02-01	WYN	Wyndham Worldwide	D	-2.88	0.30	RCL	Royal Caribbean Cruises	A	2.21	0.30
2016-02-01	SSNC	Ss&c Technologies	C	-1.86	0.30	MSFT	Microsoft	A	2.23	0.30
2016-02-01	LYB	Lyondellbasell Industries	C	-1.87	1.60	ARG	Airgas Inc	A	2.27	1.60
2016-02-01	ALSN	Allison Transmission	D	-2.88	0.20	XYL	Xylem	A	2.19	0.20
2016-02-01	CDW	Cdw	C	-1.86	0.30	XLNX	Xilinx	A	2.21	0.30
2016-02-01	ABBV	Abbvie	D	-2.86	1.10	TMO	Thermo Fisher Scientific	A	2.20	1.10
2016-02-01	PSX	Phillips 66	C	-1.86	0.40	OXY	Occidental Petroleum	B	1.17	0.40
2016-02-01	HDS	Hd Supply	C	-1.88	0.20	LMT	Lockheed Martin	A	2.19	0.20
2016-02-01	MDLZ	Mondelez International	C	-1.85	1.40	RAI	Reynolds American	A	2.42	1.40
2016-02-01	PSXP	Phillips 66 Partners	D	-2.85	0.10	NI	Nisource	A	3.00	0.10
2016-02-01	HLT	Hilton Worldwide	D	-2.90	0.20	SYY	Sysco	A	2.20	0.20
2016-02-01	BABA	Alibaba Adr	D	-2.87	0.20	DRI	Darden Restaurants	A	2.20	0.20
2016-03-01	AAPL	Apple	D	-2.87	2.90	VRSN	Verisign	A	2.31	2.90
2016-03-01	AMT	American Tower	D	-2.84	1.30	EXR	Extra Space Storage	A	2.79	1.30
2016-03-01	CTSH	Cognizant Technology Solutions	D	-2.86	0.80	NVDA	Nvidia	A	2.28	0.80
2016-03-01	AMGN	Amgen	D	-2.85	1.40	HSIC	Henry Schein	A	2.55	1.40
2016-03-01	APA	Apache	D	-2.87	0.30	TSO	Tesoro	A	2.29	0.30
2016-03-01	BAC	Bank Of America	D	-2.88	1.10	EFX	Equifax	A	2.60	1.10
2016-03-01	OIS	Oil States International	D	-2.86	0.30	FSLR	First Solar	A	2.28	0.30
2016-03-01	FDS	Factset Research Systems	D	-2.85	0.40	CVC	Cablevision Systems Corp	A	2.31	0.40

Date	Ticker	Name	R	SM	W (%)	Ticker	Name	R	SM	W (%)
2016-03-01	CELG	Celgene	D	-2.86	0.20	EW	Edwards Lifesciences	A	2.46	0.20
2016-03-01	PZZA	Papa John's International	D	-2.88	0.20	COST	Costco Wholesale	A	2.23	0.20
2016-03-01	COF	Capital One Financial	D	-2.86	0.80	NDAQ	Nasdaq	A	2.50	0.80
2016-03-01	CVS	Cvs Health	D	-2.86	1.30	CCL	Carnival	A	2.23	1.30
2016-03-01	BX	Blackstone	D	-2.90	0.30	EQIX	Equinix Inc	A	2.24	0.30
2016-03-01	GD	General Dynamics	D	-2.85	0.70	MAS	Masco	A	2.27	0.70
2016-03-01	HFC	Hollyfrontier	D	-2.89	0.10	VLO	Valero Energy	A	2.17	0.10
2016-03-01	PCLN	The Priceline	C	-1.85	0.20	DLTR	Dollar Tree	A	2.22	0.20
2016-03-01	JBHT	J.b.hunt Transport Services	D	-2.86	0.40	ALLE	Allegion	A	2.27	0.40
2016-03-01	MDT	Medtronic	D	-2.84	1.60	BCR	C R Bard	A	2.33	1.60
2016-03-01	MXIM	Maxim Integrated Products	D	-2.86	0.50	KLAC	Kla-tencor	A	2.25	0.50
2016-03-01	NTRS	Northern Trust	D	-2.86	0.40	O	Realty Income	A	2.23	0.40
2016-03-01	PDCE	Pdc Energy	C	-1.86	0.30	NI	Nisource	A	3.00	0.30
2016-03-01	PVH	Pvh	D	-2.88	0.70	SNA	Snap-on	A	2.52	0.70
2016-03-01	SNPS	Synopsys	D	-2.85	0.40	AMAT	Applied Materials	A	2.22	0.40
2016-03-01	SCHW	Charles Schwab	D	-2.88	0.20	TRV	Travelers Companies	A	2.22	0.20
2016-03-01	SLB	Schlumberger	D	-2.86	1.50	GMCR	Keurig Green Mountain	A	2.38	1.50
2016-03-01	SCI	Service Corporation International	D	-2.87	0.60	MCD	Mcdonald's	A	2.21	0.60
2016-03-01	WFC	Wells Fargo	D	-2.85	1.20	HIG	The Hartford Financial Services	A	2.22	1.20
2016-03-01	FL	Foot Locker	C	-1.86	0.50	SYY	Sysco	A	2.21	0.50
2016-03-01	JNPR	Juniper Networks	C	-1.87	0.30	MSFT	Microsoft	A	2.22	0.30
2016-03-01	BSX	Boston Scientific	C	-1.85	1.00	LLY	Eli Lilly	A	2.25	1.00
2016-03-01	BIIB	Biogen	D	-2.91	0.70	BDX	Becton Dickinson	A	2.22	0.70
2016-03-01	VRTX	Vertex Pharmaceuticals	D	-2.89	0.20	TMO	Thermo Fisher Scientific	A	2.21	0.20
2016-03-01	BLK	Blackrock	D	-2.85	0.80	CINF	Cincinnati Financial	A	2.21	0.80
2016-03-01	GS	Goldman Sachs	D	-2.87	1.30	ICE	Intercontinental Exchange	A	2.21	1.30
2016-03-01	REGN	Regeneron Pharmaceuticals	C	-1.88	0.70	BAX	Baxter International	A	2.20	0.70
2016-03-01	GILD	Gilead Sciences	D	-2.88	1.00	JNJ	Johnson & Johnson	A	2.20	1.00
2016-03-01	NFLX	Netflix	C	-1.87	0.50	OMC	Omnicom	A	2.20	0.50
2016-03-01	ACN	Accenture Cl A	C	-1.84	1.10	FAST	Fastenal	A	2.21	1.10
2016-03-01	JPM	Jpmorgan Chase	D	-2.85	1.70	AIZ	Assurant	A	2.20	1.70
2016-03-01	MCK	Mckesson	D	-2.89	0.70	DRI	Darden Restaurants	A	2.20	0.70
2016-03-01	MA	Mastercard	C	-1.85	1.40	KIM	Kimco Realty	A	2.20	1.40
2016-03-01	USB	Us Bancorp	D	-2.85	1.20	FRT	Federal Realty Investment Trust	A	2.20	1.20
2016-03-01	ACT	Actavis	C	-1.84	1.20	SYK	Stryker	A	2.19	1.20
2016-03-01	C	Citigroup	D	-2.88	1.00	AVB	Avalonbay Communities	A	2.19	1.00
2016-03-01	JAZZ	Jazz Pharmaceuticals	D	-2.89	0.20	WAT	Waters	A	2.18	0.20
2016-03-01	MDVN	Medivation	D	-2.91	0.10	ZTS	Zoetis	A	2.18	0.10
2016-03-01	CVX	Chevron	D	-2.85	2.10	STZ	Constellation Brands	A	2.29	2.10
2016-03-01	GM	General Motors	D	-2.86	0.90	ATVI	Activision Blizzard	A	2.51	0.90
2016-03-01	STRZA	Starz	D	-2.91	0.40	RCL	Royal Caribbean Cruises	A	2.19	0.40
2016-03-01	FOLD	Amicus Therapeutics	D	-2.94	0.10	ALXN	Alexion Pharmaceuticals	A	2.15	0.10
2016-03-01	V	Visa	C	-1.85	2.00	WSH	Willis Group Holdings	A	2.18	2.00
2016-03-01	RF	Regions Financial	D	-2.87	0.30	CCI	Crown Castle Intl Corp	A	2.18	0.30
2016-03-01	WDAY	Workday	D	-2.86	0.30	AVGO	Broadcom	A	2.21	0.30
2016-03-01	LYB	Lyondellbasell Industries	D	-2.86	1.70	NEM	Newmont Mining	A	2.27	1.70
2016-03-01	ALSN	Allison Transmission	D	-2.89	0.20	HON	Honeywell International	A	2.21	0.20
2016-03-01	CDW	Cdw	C	-1.85	0.30	MOT	Motorola Solutions	A	2.21	0.30
2016-03-01	ABBV	Abbvie	D	-2.85	0.80	MNK	Mallinckrodt	B	1.20	0.80

Date	Ticker	Name	R	SM	W (%)	Ticker	Name	R	SM	W (%)
2016-03-01	PSX	Phillips 66	C	-1.85	0.50	TSN	Tyson Foods	A	2.29	0.50
2016-03-01	HDS	Hd Supply	D	-2.87	0.30	WM	Waste Management	A	2.21	0.30
2016-03-01	MDLZ	Mondelez International	C	-1.85	1.30	HRL	Hormel Foods	A	2.50	1.30
2016-03-01	HLT	Hilton Worldwide	D	-2.89	0.30	TJX	Tjx Companies	A	2.19	0.30
2016-03-01	MNST	Monster Beverage	C	-1.86	0.70	RAI	Reynolds American	A	2.42	0.70
2016-04-01	AAPL	Apple	D	-2.86	3.00	VRSN	Verisign	A	2.32	3.00
2016-04-01	CTSH	Cognizant Technology Solutions	D	-2.85	0.80	NVDA	Nvidia	A	2.31	0.80
2016-04-01	AMGN	Amgen	D	-2.84	1.50	HSIC	Henry Schein	A	2.56	1.50
2016-04-01	BAC	Bank Of America	D	-2.88	1.10	EXR	Extra Space Storage	A	2.88	1.10
2016-04-01	WAB	Westinghouse Air Brake Technologies	D	-2.87	0.10	NOC	Northrop Grumman	A	2.52	0.10
2016-04-01	FDS	Factset Research Systems	D	-2.86	0.40	CVC	Cablevision Systems Corp	A	2.31	0.40
2016-04-01	PZZA	Papa John's International	D	-2.88	0.20	WYNN	Wynn Resorts	A	2.31	0.20
2016-04-01	MON	Monsanto	D	-2.85	0.30	SNA	Snap-on	A	2.55	0.30
2016-04-01	COF	Capital One Financial	D	-2.86	0.80	EFX	Equifax	A	2.66	0.80
2016-04-01	BX	Blackstone	D	-2.89	0.30	NDAQ	Nasdaq	A	2.52	0.30
2016-04-01	BWA	Borgwarner	D	-2.90	0.20	ATVI	Activision Blizzard	A	2.54	0.20
2016-04-01	GD	General Dynamics	D	-2.86	0.70	MAS	Masco	A	2.30	0.70
2016-04-01	HFC	Hollyfrontier	D	-2.89	0.10	FSLR	First Solar	A	2.28	0.10
2016-04-01	LB	L Brands	D	-2.85	0.90	CCL	Carnival	A	2.24	0.90
2016-04-01	NTRS	Northern Trust	D	-2.85	0.40	UDR	Udr	A	2.27	0.40
2016-04-01	COP	Conocophillips	D	-2.92	0.70	SE	Spectra Energy	A	2.23	0.70
2016-04-01	SLB	Schlumberger	D	-2.87	1.00	HP	Helmerich & Payne	A	2.22	1.00
2016-04-01	SCI	Service Corporation International	D	-2.87	0.60	COST	Costco Wholesale	A	2.24	0.60
2016-04-01	WFC	Wells Fargo	D	-2.85	0.50	EQIX	Equinix Inc	A	2.25	0.50
2016-04-01	FL	Foot Locker	C	-1.86	0.60	SNI	Scripps Networks Interactive	A	2.23	0.60
2016-04-01	JNPR	Juniper Networks	D	-2.87	0.40	KLAC	Kla-tencor	A	2.26	0.40
2016-04-01	TEVA	Pharmaceutical Industries Adr	D	-2.86	0.90	EW	Edwards Lifesciences	A	2.47	0.90
2016-04-01	BIIB	Biogen	D	-2.91	0.70	BCR	C R Bard	A	2.35	0.70
2016-04-01	VRTX	Vertex Pharmaceuticals	D	-2.91	0.20	HOLX	Hologic	A	2.29	0.20
2016-04-01	BLK	Blackrock	D	-2.84	0.80	O	Realty Income	A	2.24	0.80
2016-04-01	GS	Goldman Sachs	D	-2.87	1.40	TRV	Travelers Companies	A	2.24	1.40
2016-04-01	REGN	Regeneron Pharmaceuticals	D	-2.89	0.70	LLY	Eli Lilly	A	2.25	0.70
2016-04-01	GILD	Gilead Sciences	D	-2.87	1.10	XRAY	Dentsply Sirona	A	2.23	1.10
2016-04-01	NFLX	Netflix	C	-1.87	0.50	MCD	Mcdonald's	A	2.23	0.50
2016-04-01	SBUX	Starbucks	C	-1.84	1.20	HOT	Strw Htl Res Wrlwd	A	2.22	1.20
2016-04-01	XEC	Cimarex Energy	D	-2.87	0.30	XOM	Exxon Mobil	A	2.19	0.30
2016-04-01	JPM	Jpmorgan Chase	D	-2.85	1.80	HIG	The Hartford Financial Services	A	2.23	1.80
2016-04-01	MCK	Mckesson	D	-2.89	0.60	DLTR	Dollar Tree	A	2.22	0.60
2016-04-01	USB	Us Bancorp	D	-2.85	0.90	CINF	Cincinnati Financial	A	2.22	0.90
2016-04-01	ACT	Actavis	D	-2.86	1.10	BDX	Becton Dickinson	A	2.23	1.10
2016-04-01	C	Citigroup	D	-2.87	1.10	VTR	Ventas	A	2.22	1.10
2016-04-01	JAZZ	Jazz Pharmaceuticals	D	-2.88	0.20	TMO	Thermo Fisher Scientific	A	2.22	0.20
2016-04-01	GM	General Motors	D	-2.86	1.10	HRL	Hormel Foods	A	2.51	1.10
2016-04-01	STRZA	Starz	D	-2.90	0.40	SYZ	Sysco	A	2.22	0.40
2016-04-01	FOLD	Amicus Therapeutics	D	-2.92	0.20	SYK	Stryker	A	2.21	0.20
2016-04-01	V	Visa	C	-1.84	2.00	AIZ	Assurant	A	2.22	2.00
2016-04-01	WLL	Whiting Petroleum	D	-2.97	0.20					
2016-04-01	RF	Regions Financial	D	-2.87	0.20	ICE	Intercontinental Exchange	A	2.21	0.20
2016-04-01	WDAY	Workday	D	-2.85	0.30	AMAT	Applied Materials	A	2.25	0.30

Date	Ticker	Name	R	SM	W (%)	Ticker	Name	R	SM	W (%)
2016-04-01	LYB	Lyondellbasell Industries	D	-2.85	1.20	AVY	Avery Dennison	A	2.29	1.20
2016-04-01	CDW	Cdw	C	-1.85	0.30	AVGO	Broadcom	A	2.24	0.30
2016-04-01	ABBV	Abbvie	D	-2.85	0.80	BAX	Baxter International	A	2.21	0.80
2016-04-01	PSX	Phillips 66	C	-1.85	0.50	VLO	Valero Energy	A	2.18	0.50
2016-04-01	MDLZ	Mondelez International	C	-1.85	0.90	RAI	Reynolds American	A	2.42	0.90
2016-04-01	HLT	Hilton Worldwide	D	-2.88	0.30	OMC	Omnicom	A	2.22	0.30
2016-04-01	MNST	Monster Beverage	D	-2.86	0.70	TSN	Tyson Foods	A	2.30	0.70
2016-05-02	AAPL	Apple	D	-2.88	2.60	VRSN	Verisign	A	2.31	2.60
2016-05-02	CTSH	Cognizant Technology Solutions	D	-2.86	0.80	NVDA	Nvidia	A	2.31	0.80
2016-05-02	BAC	Bank Of America	D	-2.87	1.20	EXR	Extra Space Storage	A	2.82	1.20
2016-05-02	WAB	Westinghouse Air Brake Technologies	D	-2.87	0.10	NOC	Northrop Grumman	A	2.54	0.10
2016-05-02	FDS	Factset Research Systems	D	-2.86	0.40	ULTA	Ulta Beauty	A	2.41	0.40
2016-05-02	CI	Cigna	D	-2.86	0.70	HSIC	Henry Schein	A	2.56	0.70
2016-05-02	PZZA	Papa John's International	D	-2.88	0.20	CVC	Cablevision Systems Corp	A	2.32	0.20
2016-05-02	COF	Capital One Financial	D	-2.85	0.90	EFX	Equifax	A	2.68	0.90
2016-05-02	BX	Blackstone	D	-2.89	0.30	NDAQ	Nasdaq	A	2.49	0.30
2016-05-02	BWA	Borgwarner	D	-2.90	0.20	ATVI	Activision Blizzard	A	2.55	0.20
2016-05-02	NOV	National Oilwell Varco	D	-2.93	0.30	MUR	Murphy Oil	A	2.37	0.30
2016-05-02	GD	General Dynamics	D	-2.85	0.60	MAS	Masco	A	2.29	0.60
2016-05-02	HFC	Hollyfrontier	D	-2.89	0.10	RRC	Range Resources	A	2.35	0.10
2016-05-02	KR	Kroger	C	-1.86	0.40	WYNN	Wynn Resorts	A	2.31	0.40
2016-05-02	CRM	Salesforce.com	C	-1.84	1.60	KLAC	Kla-tencor	A	2.25	1.60
2016-05-02	LB	L Brands	D	-2.87	0.90	URBN	Urban Outfitters	A	2.24	0.90
2016-05-02	NTRS	Northern Trust	D	-2.84	0.40	EQIX	Equinix Inc	A	2.26	0.40
2016-05-02	COP	Conocophillips	D	-2.91	0.80	COG	Cabot Oil & Gas	A	2.27	0.80
2016-05-02	WFC	Wells Fargo	D	-2.85	0.50	UDR	Udr	A	2.25	0.50
2016-05-02	FL	Foot Locker	D	-2.86	0.60	HOT	Strw Htl Res Wrlwd	A	2.23	0.60
2016-05-02	JNPR	Juniper Networks	D	-2.88	0.30	AMAT	Applied Materials	A	2.24	0.30
2016-05-02	TEVA	Pharmaceutical Industries Adr	D	-2.87	0.50	EW	Edwards Lifesciences	A	2.56	0.50
2016-05-02	BIIB	Biogen	D	-2.90	0.80	BCR	C R Bard	A	2.36	0.80
2016-05-02	VRTX	Vertex Pharmaceuticals	D	-2.90	0.30	BDX	Becton Dickinson	A	2.24	0.30
2016-05-02	GS	Goldman Sachs	D	-2.86	1.40	WY	Weyerhaeuser	A	2.24	1.40
2016-05-02	REGN	Regeneron Pharmaceuticals	D	-2.89	0.70	XRAY	Dentsply Sirona	A	2.23	0.70
2016-05-02	GILD	Gilead Sciences	D	-2.85	1.00	TMO	Thermo Fisher Scientific	A	2.22	1.00
2016-05-02	NFLX	Netflix	C	-1.88	0.40	MCD	Mcdonald's	A	2.23	0.40
2016-05-02	SBUX	Starbucks	C	-1.85	1.10	CCL	Carnival	A	2.23	1.10
2016-05-02	JPM	Jpmorgan Chase	D	-2.84	1.90	AIZ	Assurant	A	2.24	1.90
2016-05-02	MCK	Mckesson	D	-2.88	0.70	COST	Costco Wholesale	A	2.23	0.70
2016-05-02	RIO	Rio Tinto Adr	D	-2.89	0.20	NEM	Newmont Mining	A	2.37	0.20
2016-05-02	USB	Us Bancorp	D	-2.84	0.90	O	Realty Income	A	2.23	0.90
2016-05-02	ACT	Actavis	D	-2.89	0.90	BAX	Baxter International	A	2.22	0.90
2016-05-02	C	Citigroup	D	-2.86	1.20	IRM	Iron Mountain	A	2.23	1.20
2016-05-02	GM	General Motors	D	-2.85	0.80	RAI	Reynolds American	A	2.41	0.80
2016-05-02	STRZA	Starz	D	-2.90	0.40	SYZ	Sysco	A	2.23	0.40
2016-05-02	FOLD	Amicus Therapeutics	D	-2.93	0.10	HCA	Hca	A	2.22	0.10
2016-05-02	WLL	Whiting Petroleum	D	-2.95	0.30					
2016-05-02	LYB	Lyondellbasell Industries	D	-2.86	1.20	AVY	Avery Dennison	A	2.30	1.20
2016-05-02	CDW	Cdw	C	-1.86	0.30	AVGO	Broadcom	A	2.22	0.30
2016-05-02	MDLZ	Mondelez International	C	-1.84	0.90	TSN	Tyson Foods	A	2.30	0.90
2016-05-02	MNST	Monster Beverage	D	-2.84	0.70	NWL	Newell Brands	A	2.28	0.70
2016-05-02	BHGE	Baker Hughes, A Ge	D	-2.89	0.30	DO	Diamond Offshore Drilling	A	2.26	0.30

Date	Ticker	Name	R	SM	W (%)	Ticker	Name	R	SM	W (%)
2016-06-01	AAPL	Apple	D	-2.88	2.50	NVDA	Nvidia	A	2.40	2.50
2016-06-01	CTSH	Cognizant Technology Solutions	D	-2.85	0.80	VRSN	Verisign	A	2.30	0.80
2016-06-01	BAC	Bank Of America	D	-2.87	1.20	EXR	Extra Space Storage	A	2.87	1.20
2016-06-01	WAB	Westinghouse Air Brake Technologies	D	-2.87	0.10	NOC	Northrop Grumman	A	2.55	0.10
2016-06-01	CI	Cigna	D	-2.87	0.70	HSIC	Henry Schein	A	2.56	0.70
2016-06-01	PZZA	Papa John's International	D	-2.87	0.20	ALK	Alaska Air	A	2.68	0.20
2016-06-01	COF	Capital One Financial	D	-2.85	0.90	EFX	Equifax	A	2.71	0.90
2016-06-01	BX	Blackstone	D	-2.90	0.30	NDAQ	Nasdaq	A	2.51	0.30
2016-06-01	BWA	Borgwarner	D	-2.91	0.00	ATVI	Activision Blizzard	A	2.61	0.00
2016-06-01	NOV	National Oilwell Varco	D	-2.94	0.40	SWN	Southwestern Energy	A	2.46	0.40
2016-06-01	HFC	Hollyfrontier	D	-2.91	0.10	RRC	Range Resources	A	2.35	0.10
2016-06-01	KR	Kroger	D	-2.86	0.50	ULTA	Ulta Beauty	A	2.46	0.50
2016-06-01	LB	L Brands	D	-2.89	0.70	CVC	Cablevision Systems Corp	A	2.33	0.70
2016-06-01	NTRS	Northern Trust	D	-2.83	0.40	EQIX	Equinix Inc	A	2.28	0.40
2016-06-01	COP	Conocophillips	D	-2.92	0.70	MUR	Murphy Oil	A	2.32	0.70
2016-06-01	WFC	Wells Fargo	D	-2.85	0.50	NAVI	Navient	A	2.27	0.50
2016-06-01	FL	Foot Locker	D	-2.88	0.50	WYNN	Wynn Resorts	A	2.31	0.50
2016-06-01	JNPR	Juniper Networks Teva	D	-2.88	0.30	AMAT	Applied Materials	A	2.28	0.30
2016-06-01	TEVA	Pharmaceutical Industries Adr	D	-2.87	0.50	EW	Edwards Lifesciences	A	2.52	0.50
2016-06-01	VRTX	Vertex Pharmaceuticals	D	-2.89	0.40	BCR	C R Bard	A	2.37	0.40
2016-06-01	EBAY	Ebay	D	-2.86	0.50	DLTR	Dollar Tree	A	2.24	0.50
2016-06-01	NKE	Nike	C	-1.86	1.30	RAI	Reynolds American	A	2.42	1.30
2016-06-01	GS	Goldman Sachs	D	-2.87	1.40	DLR	Digital Realty Trust	A	2.25	1.40
2016-06-01	REGN	Regeneron Pharmaceuticals	D	-2.89	0.70	STJ	St Jude Medical Inc	A	2.26	0.70
2016-06-01	GILD	Gilead Sciences	D	-2.86	1.10	BDX	Becton Dickinson	A	2.25	1.10
2016-06-01	NFLX	Netflix	C	-1.87	0.50	DNB	Dun & Bradstreet	A	2.24	0.50
2016-06-01	SBUX	Starbucks	C	-1.86	1.10	URBN	Urban Outfitters	A	2.23	1.10
2016-06-01	JPM	Jpmorgan Chase	D	-2.84	2.00	UDR	Udr	A	2.25	2.00
2016-06-01	RIO	Rio Tinto Adr	D	-2.91	0.10	FCX	Freeport-mcmoran	A	2.47	0.10
2016-06-01	USB	Us Bancorp	D	-2.84	0.90	ICE	Intercontinental Exchange	A	2.24	0.90
2016-06-01	ACT	Actavis	D	-2.87	1.00	XRAY	Dentsply Sirona	A	2.23	1.00
2016-06-01	C	Citigroup	D	-2.86	1.20	AIZ	Assurant	A	2.24	1.20
2016-06-01	GM	General Motors	D	-2.86	0.50	TSN	Tyson Foods	A	2.29	0.50
2016-06-01	STRZA	Starz	D	-2.90	0.40	COST	Costco Wholesale	A	2.23	0.40
2016-06-01	FOLD	Amicus Therapeutics	D	-2.93	0.10	TMO	Thermo Fisher Scientific	A	2.23	0.10
2016-06-01	WLL	Whiting Petroleum	D	-2.94	0.30	CXO	Concho Resources	A	2.28	0.30
2016-06-01	LYB	Lyondellbasell Industries	D	-2.86	1.10	NEM	Newmont Mining	A	2.35	1.10
2016-06-01	SERV	Servicemaster Global	C	-1.85	0.40	HOT	Strw Htl Res Wrlwd	A	2.23	0.40
2016-06-01	ABI	Anheuser-busch Inbev	C	-1.85	0.40	NI	Nisource	A	3.00	0.40
2016-07-01	AAPL	Apple	D	-2.88	2.50	NVDA	Nvidia	A	2.40	2.50
2016-07-01	CTSH	Cognizant Technology Solutions	D	-2.86	0.70	VRSN	Verisign	A	2.30	0.70
2016-07-01	BAC	Bank Of America	D	-2.88	1.10	EXR	Extra Space Storage	A	2.85	1.10
2016-07-01	WAB	Westinghouse Air Brake Technologies	D	-2.89	0.10	NOC	Northrop Grumman	A	2.57	0.10
2016-07-01	CI	Cigna	D	-2.87	0.80	HSIC	Henry Schein	A	2.58	0.80
2016-07-01	COF	Capital One Financial	D	-2.87	0.80	EFX	Equifax	A	2.72	0.80
2016-07-01	BX	Blackstone	D	-2.91	0.20	EQIX	Equinix Inc	A	2.30	0.20
2016-07-01	NOV	National Oilwell Varco	D	-2.93	0.60	SWN	Southwestern Energy	A	2.42	0.60
2016-07-01	HFC	Hollyfrontier	D	-2.92	0.10	RRC	Range Resources	A	2.36	0.10
2016-07-01	KR	Kroger	D	-2.86	0.50	ULTA	Ulta Beauty	A	2.48	0.50

Date	Ticker	Name	R	SM	W (%)	Ticker	Name	R	SM	W (%)
2016-07-01	LB	L Brands	D	-2.89	0.70	WYNN	Wynn Resorts	A	2.30	0.70
2016-07-01	PSA	Public Storage	C	-1.85	1.20	DLR	Digital Realty Trust	A	2.29	1.20
2016-07-01	NTRS	Northern Trust	D	-2.85	0.70	O	Realty Income	A	2.27	0.70
2016-07-01	COP	Conocophillips	D	-2.92	0.80	MUR	Murphy Oil	A	2.35	0.80
2016-07-01	RBC	Regal Beloit	D	-2.86	0.10	MAS	Masco	A	2.29	0.10
2016-07-01	CF	Cf Industries	D	-2.94	0.30	FCX	Freeport-mcmoran	A	2.51	0.30
2016-07-01	WFC	Wells Fargo	D	-2.86	0.50	UDR	Udr	A	2.26	0.50
2016-07-01	FL	Foot Locker	D	-2.88	0.50	DLTR	Dollar Tree	A	2.25	0.50
2016-07-01	JNPR	Juniper Networks	D	-2.88	0.30	AMAT	Applied Materials	A	2.28	0.30
2016-07-01	TEVA	Pharmaceutical Industries Adr	D	-2.87	0.50	EW	Edwards Lifesciences	A	2.51	0.50
2016-07-01	VRTX	Vertex Pharmaceuticals	D	-2.90	0.40	BCR	C R Bard	A	2.40	0.40
2016-07-01	EBAY	Ebay	D	-2.87	0.40	SYY	Sysco	A	2.24	0.40
2016-07-01	NKE	Nike	C	-1.86	1.30	ATVI	Activision Blizzard	A	2.63	1.30
2016-07-01	GS	Goldman Sachs	D	-2.88	1.30	VTR	Ventas	A	2.25	1.30
2016-07-01	REGN	Regeneron Pharmaceuticals	D	-2.90	0.70	STJ	St Jude Medical Inc	A	2.26	0.70
2016-07-01	GILD	Gilead Sciences	D	-2.86	1.30	BDX	Becton Dickinson	A	2.25	1.30
2016-07-01	BRKR	Bruker	C	-1.87	0.70	XRAY	Dentsply Sirona	A	2.23	0.70
2016-07-01	NFLX	Netflix	D	-2.88	0.50	COST	Costco Wholesale	A	2.24	0.50
2016-07-01	SBUX	Starbucks	C	-1.85	1.20	DNB	Dun & Bradstreet	A	2.23	1.20
2016-07-01	JPM	Jpmorgan Chase	D	-2.85	1.90	IRM	Iron Mountain	A	2.25	1.90
2016-07-01	USB	Us Bancorp	D	-2.85	0.90	CINF	Cincinnati Financial	A	2.25	0.90
2016-07-01	ACT	Actavis	D	-2.88	1.00	SYK	Stryker	A	2.23	1.00
2016-07-01	C	Citigroup	D	-2.87	1.10	AIZ	Assurant	A	2.24	1.10
2016-07-01	TSLA	Tesla	D	-2.86	0.30	RAI	Reynolds American	A	2.45	0.30
2016-07-01	STRZA	Starz	D	-2.89	0.40	HOT	Strw Htl Res Wrlwd	A	2.23	0.40
2016-07-01	FOLD	Amicus Therapeutics	D	-2.95	0.10	TMO	Thermo Fisher Scientific	A	2.23	0.10
2016-07-01	WLL	Whiting Petroleum	D	-2.96	0.20					
2016-07-01	LYB	Lyondellbasell Industries	D	-2.87	1.10	NEM	Newmont Mining	A	2.43	1.10
2016-08-01	CTSH	Cognizant Technology Solutions	D	-2.86	0.70	NVDA	Nvidia	A	2.49	0.70
2016-08-01	BAC	Bank Of America	D	-2.87	1.00	EXR	Extra Space Storage	A	2.81	1.00
2016-08-01	WAB	Westinghouse Air Brake Technologies	D	-2.89	0.10	MAS	Masco	A	2.34	0.10
2016-08-01	CI	Cigna	D	-2.88	0.80	EW	Edwards Lifesciences	A	2.59	0.80
2016-08-01	COF	Capital One Financial	D	-2.86	0.70	EFX	Equifax	A	2.74	0.70
2016-08-01	CVS	Cvs Health	D	-2.85	1.10	ULTA	Ulta Beauty	A	2.51	1.10
2016-08-01	BX	Blackstone	D	-2.90	0.30	EQIX	Equinix Inc	A	2.29	0.30
2016-08-01	KR	Kroger	D	-2.87	0.30	WYNN	Wynn Resorts	A	2.32	0.30
2016-08-01	LB	L Brands	D	-2.88	0.60	DLTR	Dollar Tree	A	2.26	0.60
2016-08-01	PSA	Public Storage	C	-1.86	1.10	DLR	Digital Realty Trust	A	2.28	1.10
2016-08-01	COP	Conocophillips	D	-2.92	0.90	SWN	Southwestern Energy	A	2.45	0.90
2016-08-01	PDCE	Pdc Energy	C	-1.86	0.20	WMB	Williams Companies	A	2.34	0.20
2016-08-01	CF	Cf Industries	D	-2.94	0.30	FCX	Freeport-mcmoran	A	2.56	0.30
2016-08-01	FL	Foot Locker	D	-2.87	0.60	COST	Costco Wholesale	A	2.25	0.60
2016-08-01	TEVA	Pharmaceutical Industries Adr	D	-2.87	0.50	HSIC	Henry Schein	A	2.59	0.50
2016-08-01	NKE	Nike	D	-2.86	1.30	ATVI	Activision Blizzard	A	2.63	1.30
2016-08-01	GS	Goldman Sachs	D	-2.87	1.00	NAVI	Navient	A	2.28	1.00
2016-08-01	GILD	Gilead Sciences	D	-2.87	1.10	BCR	C R Bard	A	2.38	1.10
2016-08-01	BRKR	Bruker	C	-1.86	0.90	STJ	St Jude Medical Inc	A	2.28	0.90
2016-08-01	NFLX	Netflix	D	-2.88	0.50	DNB	Dun & Bradstreet	A	2.24	0.50
2016-08-01	SBUX	Starbucks	D	-2.85	1.20	SYY	Sysco	A	2.24	1.20
2016-08-01	ACT	Actavis	D	-2.87	1.10	BDX	Becton Dickinson	A	2.26	1.10
2016-08-01	C	Citigroup	D	-2.87	1.00	O	Realty Income	A	2.28	1.00
2016-08-01	ALXN	Alexion Pharmaceuticals	D	-2.86	0.40	TMO	Thermo Fisher Scientific	A	2.24	0.40

Date	Ticker	Name	R	SM	W (%)	Ticker	Name	R	SM	W (%)
2016-08-01	SWKS	Skyworks Solutions	D	-2.90	0.10	AMAT	Applied Materials	A	2.30	0.10
2016-08-01	STRZA	Starz	D	-2.89	0.30	HOT	Strw Htl Res Wrlwd	A	2.24	0.30
2016-08-01	FOLD	Amicus Therapeutics	D	-2.94	0.10	XRAY	Dentsply Sirona	A	2.24	0.10
2016-08-01	WLL	Whiting Petroleum	D	-2.97	0.20					
2016-08-01	LYB	Lyondellbasell Industries	D	-2.87	0.90	NEM	Newmont Mining	A	2.47	0.90
2016-08-01	PSX	Phillips 66 Cognizant	D	-2.86	0.30	DVN	Devon Energy	A	2.32	0.30
2016-09-01	CTSH	Technology Solutions	D	-2.86	0.70	NVDA	Nvidia	A	2.55	0.70
2016-09-01	CI	Cigna	D	-2.87	0.70	EW	Edwards Lifesciences	A	2.60	0.70
2016-09-01	CVS	Cvs Health	D	-2.85	1.10	ULTA	Ultra Beauty	A	2.48	1.10
2016-09-01	KR	Kroger	D	-2.88	0.10	WYNN	Wynn Resorts	A	2.30	0.10
2016-09-01	CRM	Salesforce.com	C	-1.85	1.40	AMAT	Applied Materials	A	2.35	1.40
2016-09-01	LB	L Brands	D	-2.88	0.60	DNB	Dun & Bradstreet	A	2.26	0.60
2016-09-01	LUV	Southwest Airlines	D	-2.88	0.40	SYX	Sysco	A	2.24	0.40
2016-09-01	PSA	Public Storage	C	-1.86	1.10	EXR	Extra Space Storage	A	2.76	1.10
2016-09-01	COP	Conocophillips	D	-2.92	1.00	CHK	Chesapeake Energy	A	2.66	1.00
2016-09-01	CF	Cf Industries	D	-2.94	0.30	FCX	Freeport-mcmoran	A	2.46	0.30
2016-09-01	TEVA	Pharmaceutical Industries Adr	D	-2.87	0.50	BCR	C R Bard	A	2.37	0.50
2016-09-01	NKE	Nike	D	-2.85	1.40	ATVI	Activision Blizzard	A	2.67	1.40
2016-09-01	GILD	Gilead Sciences	D	-2.87	0.80	STJ	St Jude Medical Inc	A	2.26	0.80
2016-09-01	BRKR	Bruker	C	-1.87	0.80	BDX	Becton Dickinson	A	2.26	0.80
2016-09-01	NFLX	Netflix	D	-2.88	0.50	HOT	Strw Htl Res Wrlwd	A	2.24	0.50
2016-09-01	SBUX	Starbucks	D	-2.85	1.20	COST	Costco Wholesale	A	2.24	1.20
2016-09-01	ALXN	Alexion Pharmaceuticals	D	-2.87	0.40	MNK	Mallinckrodt	A	2.24	0.40
2016-09-01	FOLD	Amicus Therapeutics	D	-2.94	0.10	ZBH	Zimmer Biomet	A	2.23	0.10
2016-09-01	WLL	Whiting Petroleum	D	-2.97	0.20					
2016-09-01	LYB	Lyondellbasell Industries	D	-2.87	0.70	NEM	Newmont Mining	A	2.42	0.70
2016-09-01	PSX	Phillips 66	D	-2.85	0.40	SWN	Southwestern Energy	A	2.45	0.40
2016-10-03	CTSH	Cognizant Technology Solutions	D	-2.88	0.50	NVDA	Nvidia	A	2.59	0.50
2016-10-03	OIS	Oil States International	C	-1.85	0.30	CHK	Chesapeake Energy	A	2.67	0.30
2016-10-03	CI	Cigna	D	-2.87	0.70	EW	Edwards Lifesciences	A	2.62	0.70
2016-10-03	CVS	Cvs Health	D	-2.86	1.00	ULTA	Ultra Beauty	A	2.46	1.00
2016-10-03	NOV	National Oilwell Varco	C	-1.83	0.80	SWN	Southwestern Energy	A	2.45	0.80
2016-10-03	CRM	Salesforce.com	C	-1.86	1.20	AMAT	Applied Materials	A	2.35	1.20
2016-10-03	LB	L Brands	D	-2.88	0.50	WYNN	Wynn Resorts	A	2.32	0.50
2016-10-03	LUV	Southwest Airlines	D	-2.87	0.40	DNB	Dun & Bradstreet	A	2.26	0.40
2016-10-03	PSA	Public Storage	C	-1.87	1.20	EFX	Equifax	A	2.76	1.20
2016-10-03	COP	Conocophillips	D	-2.92	1.00	MRO	Marathon Oil	A	2.40	1.00
2016-10-03	CF	Cf Industries	D	-2.94	0.30	FCX	Freeport-mcmoran	A	2.48	0.30
2016-10-03	WFC	Wells Fargo	D	-2.86	0.50	EXR	Extra Space Storage	A	2.73	0.50
2016-10-03	TEVA	Teva Pharmaceutical Industries Adr	D	-2.89	0.40	STJ	St Jude Medical Inc	A	2.27	0.40
2016-10-03	NKE	Nike	D	-2.87	1.20	ATVI	Activision Blizzard	A	2.70	1.20
2016-10-03	GILD	Gilead Sciences	D	-2.87	0.50	BDX	Becton Dickinson	A	2.26	0.50
2016-10-03	BRKR	Bruker	C	-1.87	0.80	COO	Cooper Companies	A	2.24	0.80
2016-10-03	SBUX	Starbucks	D	-2.86	1.00	YUM	Yum Brands	A	2.23	1.00
2016-10-03	BMJ	Bristol-myers Squibb	D	-2.88	1.10	TMO	Thermo Fisher Scientific	A	2.24	1.10
2016-10-03	ALXN	Alexion Pharmaceuticals	D	-2.87	0.60	ZBH	Zimmer Biomet	A	2.24	0.60
2016-10-03	JAZZ	Jazz Pharmaceuticals	D	-2.87	0.20	BAX	Baxter International	A	2.24	0.20

Date	Ticker	Name	R	SM	W (%)	Ticker	Name	R	SM	W (%)
2016-10-03	TSLA	Tesla	D	-2.85	0.20	RAI	Reynolds American	A	2.39	0.20
2016-10-03	PSX	Phillips 66	D	-2.85	0.40	DVN	Devon Energy	A	2.40	0.40
2016-11-01	OIS	Oil States International	C	-1.87	0.30	CHK	Chesapeake Energy	A	2.56	0.30
2016-11-01	CI	Cigna	D	-2.89	0.70	EW	Edwards Lifesciences	A	2.48	0.70
2016-11-01	CVS	Cvs Health	D	-2.87	1.00	ULTA	Ulta Beauty	A	2.47	1.00
2016-11-01	BX	Blackstone	D	-2.85	0.30	EFX	Equifax	A	2.70	0.30
2016-11-01	FISV	Fiserv	C	-1.85	0.40	MTD	Mettler Toledo International	A	2.30	0.40
2016-11-01	CRM	Salesforce.com	D	-2.85	1.30	NVDA	Nvidia	A	2.60	1.30
2016-11-01	LB	L Brands	D	-2.89	0.50	WYNN	Wynn Resorts	A	2.32	0.50
2016-11-01	LUV	Southwest Airlines	D	-2.84	0.50	UAL	United Continental	A	2.25	0.50
2016-11-01	PSA	Public Storage	D	-2.88	1.20	CMA	Comerica	A	2.28	1.20
2016-11-01	COP	Conocophillips	D	-2.92	1.10	DVN	Devon Energy	A	2.34	1.10
2016-11-01	RBC	Regal Beloit	D	-2.85	0.20	WRK	Westrock	A	2.28	0.20
2016-11-01	CF	Cf Industries	D	-2.94	0.30	FCX	Freeport-mcmoran	A	2.50	0.30
2016-11-01	WFC	Wells Fargo	D	-2.85	0.90	ZION	Zions Bancorp	A	2.27	0.90
2016-11-01	TEVA	Teva Pharmaceutical Industries Adr	D	-2.89	0.40	STJ	St Jude Medical Inc	A	2.26	0.40
2016-11-01	TSS	Total System Services	D	-2.85	0.30	URI	United Rentals	A	2.28	0.30
2016-11-01	NKE	Nike	D	-2.88	1.20	ATVI	Activision Blizzard	A	2.67	1.20
2016-11-01	REGN	Regeneron Pharmaceuticals	D	-2.86	0.40	BDX	Becton Dickinson	A	2.25	0.40
2016-11-01	IPG	Interpublic Group Of Companies	D	-2.85	0.60	TWX	Time Warner	A	2.24	0.60
2016-11-01	BRKR	Bruker	D	-2.88	0.80	COO	Cooper Companies	A	2.24	0.80
2016-11-01	SBUX	Starbucks	D	-2.86	0.80	DNB	Dun & Bradstreet	A	2.23	0.80
2016-11-01	BMY	Bristol-myers Squibb	D	-2.89	0.80	BAX	Baxter International	A	2.23	0.80
2016-11-01	MCK	Mckesson	D	-2.89	0.60	EXPE	Expedia	A	2.23	0.60
2016-11-01	ACT	Actavis	D	-2.86	1.40	TMO	Thermo Fisher Scientific	A	2.22	1.40
2016-11-01	ALXN	Alexion Pharmaceuticals	D	-2.86	0.80	DGX	Quest Diagnostics	A	2.22	0.80
2016-11-01	JAZZ	Jazz Pharmaceuticals	D	-2.88	0.20	SYK	Stryker	A	2.22	0.20
2016-11-01	TSLA	Tesla	D	-2.86	0.10	RAI	Reynolds American	A	2.45	0.10
2016-11-01	DG	Dollar General	C	-1.88	0.70	SYY	Sysco	A	2.22	0.70
2016-11-01	PSX	Phillips 66	D	-2.85	0.40	MRO	Marathon Oil	A	2.33	0.40
2016-11-01	MDLZ	Mondelez International	C	-1.84	1.00	TSN	Tyson Foods	A	2.32	1.00
2016-12-01	CI	Cigna	D	-2.87	0.70	EW	Edwards Lifesciences	A	2.42	0.70
2016-12-01	BX	Blackstone	D	-2.84	0.30	EFX	Equifax	A	2.63	0.30
2016-12-01	AYI	Acuity Brands	C	-1.84	0.90	URI	United Rentals	A	2.40	0.90
2016-12-01	FISV	Fiserv	C	-1.84	0.40	PWR	Quanta Services	A	2.33	0.40
2016-12-01	NFX	Newfield Exploration	C	-1.84	0.40	CHK	Chesapeake Energy	A	2.74	0.40
2016-12-01	KO	Coca-cola	D	-2.86	1.40	ATVI	Activision Blizzard	A	2.56	1.40
2016-12-01	CRM	Salesforce.com	D	-2.86	0.90	NVDA	Nvidia	A	2.76	0.90
2016-12-01	PSA	Public Storage	D	-2.87	1.20	LNC	Lincoln National	A	2.36	1.20
2016-12-01	COP	Conocophillips	D	-2.91	1.20	DVN	Devon Energy	A	2.43	1.20
2016-12-01	VRTX	Vertex Pharmaceuticals	D	-2.87	0.40	STJ	St Jude Medical Inc	A	2.27	0.40
2016-12-01	NKE	Nike	D	-2.87	0.60	RAI	Reynolds American	A	2.45	0.60
2016-12-01	REGN	Regeneron Pharmaceuticals	D	-2.85	0.40	UNH	Unitedhealth	A	2.24	0.40
2016-12-01	BRKR	Bruker	D	-2.87	0.90	BDX	Becton Dickinson	A	2.24	0.90
2016-12-01	GPN	Global Payments	C	-1.86	1.20	WRK	Westrock	A	2.32	1.20
2016-12-01	BMY	Bristol-myers Squibb	D	-2.88	0.90	DGX	Quest Diagnostics	A	2.24	0.90
2016-12-01	MCK	Mckesson	D	-2.88	0.40	ULTA	Ulta Beauty	A	2.50	0.40
2016-12-01	ACT	Actavis	D	-2.88	0.90	AET	Aetna	A	2.24	0.90
2016-12-01	EL	Estee Lauder Companies	D	-2.87	0.40	HAS	Hasbro	A	2.26	0.40
2016-12-01	ALXN	Alexion Pharmaceuticals	D	-2.87	0.70	COO	Cooper Companies	A	2.22	0.70
2016-12-01	JAZZ	Jazz Pharmaceuticals	D	-2.89	0.20	HUM	Humana	A	2.22	0.20

Date	Ticker	Name	R	SM	W (%)	Ticker	Name	R	SM	W (%)
2016-12-01	TSLA	Tesla	D	-2.87	0.10	LUK	Leucadia National	A	2.26	0.10
2016-12-01	DG	Dollar General	C	-1.87	0.40	WYNN	Wynn Resorts	A	2.32	0.40
2016-12-01	KHC	The Kraft Heinz	C	-1.85	0.00	MAT	Mattel	A	2.26	0.00
2016-12-01	MNST	Monster Beverage	D	-2.87	0.60	TSN	Tyson Foods	A	2.25	0.60
2017-01-02	AMGN	Amgen	D	-2.86	1.60	EW	Edwards Lifesciences	A	2.49	1.60
2017-01-02	AYI	Acuity Brands	C	-1.85	0.80	URI	United Rentals	A	2.41	0.80
2017-01-02	KO	Coca-cola	D	-2.85	1.40	ATVI	Activision Blizzard	A	2.57	1.40
2017-01-02	CRM	Salesforce.com	D	-2.86	0.90	MU	Micron Technology	A	2.38	0.90
2017-01-02	MDT	Medtronic	C	-1.87	0.80	STJ	St Jude Medical Inc	A	2.27	0.80
2017-01-02	PSA	Public Storage	D	-2.87	1.30	CMA	Comerica	A	2.37	1.30
2017-01-02	PVH	Pvh	C	-1.87	1.00	RAI	Reynolds American	A	2.47	1.00
2017-01-02	VRTX	Vertex Pharmaceuticals	D	-2.88	0.30	DGX	Quest Diagnostics	A	2.25	0.30
2017-01-02	NKE	Nike	D	-2.87	0.60	TSN	Tyson Foods	A	2.27	0.60
2017-01-02	REGN	Regeneron Pharmaceuticals	D	-2.85	0.40	COO	Cooper Companies	A	2.24	0.40
2017-01-02	BRKR	Bruker	D	-2.88	0.50	SYK	Stryker	A	2.23	0.50
2017-01-02	GPN	Global Payments	C	-1.85	1.60	PWR	Quanta Services	A	2.34	1.60
2017-01-02	BMJ	Bristol-myers Squibb	D	-2.87	0.80	ZTS	Zoetis	A	2.22	0.80
2017-01-02	MCK	Mckesson	D	-2.88	0.40	ULTA	Ulta Beauty	A	2.50	0.40
2017-01-02	ACT	Actavis	D	-2.86	0.70	BAX	Baxter International	A	2.22	0.70
2017-01-02	EL	Estee Lauder Companies	D	-2.87	0.40	LUK	Leucadia National	A	2.27	0.40
2017-01-02	JAZZ	Jazz Pharmaceuticals	D	-2.88	0.20	AET	Aetna	A	2.22	0.20
2017-01-02	TSLA	Tesla	D	-2.85	0.20	ADM	Archer Daniels Midland	A	2.25	0.20
2017-01-02	WDAY	Workday	C	-1.88	0.20	AMAT	Applied Materials	A	2.37	0.20
2017-01-02	MNST	Monster Beverage	D	-2.86	0.60	HAS	Hasbro	A	2.24	0.60
2017-01-02	ABI	Anheuser-busch Inbev	D	-2.86	0.50	CHK	Chesapeake Energy	A	2.74	0.50
2017-02-01	AMGN	Amgen	D	-2.85	1.90	EW	Edwards Lifesciences	A	2.51	1.90
2017-02-01	AYI	Acuity Brands	C	-1.87	0.70	URI	United Rentals	A	2.50	0.70
2017-02-01	KO	Coca-cola	D	-2.85	1.10	ATVI	Activision Blizzard	A	2.64	1.10
2017-02-01	MDT	Medtronic	D	-2.86	0.80	IDXX	Idexx Laboratories	A	2.30	0.80
2017-02-01	PVH	Pvh	C	-1.87	0.50	RAI	Reynolds American	A	2.50	0.50
2017-02-01	NKE	Nike	D	-2.87	0.60	LUK	Leucadia National	A	2.28	0.60
2017-02-01	REGN	Regeneron Pharmaceuticals	D	-2.86	0.40	COO	Cooper Companies	A	2.26	0.40
2017-02-01	BMJ	Bristol-myers Squibb	D	-2.89	0.70	DGX	Quest Diagnostics	A	2.25	0.70
2017-02-01	ACT	Actavis	D	-2.85	0.80	BAX	Baxter International	A	2.24	0.80
2017-02-01	EL	Estee Lauder Companies	D	-2.86	0.40	HAS	Hasbro	A	2.26	0.40
2017-02-01	JAZZ	Jazz Pharmaceuticals	D	-2.87	0.20	SYK	Stryker	A	2.23	0.20
2017-02-01	FOLD	Amicus Therapeutics	D	-2.90	0.10	ISRG	Intuitive Surgical	A	2.23	0.10
2017-02-01	WDAY	Workday	C	-1.85	0.30	MU	Micron Technology	A	2.43	0.30
2017-02-01	MNST	Monster Beverage	D	-2.87	0.60	CPB	Campbell Soup	A	2.25	0.60
2017-02-01	ABI	Anheuser-busch Inbev	D	-2.86	0.20	CHK	Chesapeake Energy	A	2.67	0.20
2017-03-01	APA	Apache	C	-1.87	0.80	DVN	Devon Energy	A	2.40	0.80
2017-03-01	AYI	Acuity Brands	D	-2.87	0.70	URI	United Rentals	A	2.51	0.70
2017-03-01	NFX	Newfield Exploration	C	-1.87	0.30	HAL	Halliburton	A	2.32	0.30
2017-03-01	KO	Coca-cola	D	-2.85	1.10	ATVI	Activision Blizzard	A	2.74	1.10
2017-03-01	PVH	Pvh	C	-1.87	0.50	RAI	Reynolds American	A	2.52	0.50
2017-03-01	NKE	Nike	D	-2.86	0.70	LUK	Leucadia National	A	2.31	0.70
2017-03-01	REGN	Regeneron Pharmaceuticals	D	-2.85	0.40	IDXX	Idexx Laboratories	A	2.36	0.40
2017-03-01	XEC	Cimarex Energy	C	-1.85	0.40	CXO	Concho Resources	A	2.31	0.40
2017-03-01	EL	Estee Lauder Companies	D	-2.86	0.40	HAS	Hasbro	A	2.31	0.40
2017-03-01	MNST	Monster Beverage	D	-2.87	0.60	BWA	Borgwarner	A	2.26	0.60
2017-04-03	APA	Apache	C	-1.87	0.80	KMI	Kinder Morgan	A	2.30	0.80

Date	Ticker	Name	R	SM	W (%)	Ticker	Name	R	SM	W (%)
2017-04-03	APC	Anadarko Petroleum	C	-1.86	1.20	CXO	Concho Resources	A	2.30	1.20
2017-04-03	OIS	Oil States International	C	-1.87	0.30	HAL	Halliburton	A	2.29	0.30
2017-04-03	PZZA	Papa John's International	C	-1.85	0.50	ULTA	Ulta Beauty	A	2.55	0.50
2017-04-03	AYI	Acuity Brands	D	-2.87	0.30	URI	United Rentals	A	2.48	0.30
2017-04-03	NFX	Newfield Exploration	C	-1.87	0.30	EOG	Eog Resources	A	2.27	0.30
2017-04-03	JEC	Jacobs Engineering	C	-1.85	0.60	MTD	Mettler Toledo International	A	2.36	0.60
2017-04-03	PVH	Pvh	D	-2.85	0.60	ATVI	Activision Blizzard	A	2.78	0.60
2017-04-03	SLB	Schlumberger	C	-1.85	0.80	BHI	Baker Hughes	A	2.26	0.80
2017-04-03	REGN	Regeneron Pharmaceuticals	D	-2.85	0.40	IDXX	Idexx Laboratories	A	2.38	0.40
2017-04-03	XEC	Cimarex Energy	C	-1.86	0.40	MPC	Marathon Petroleum	A	2.23	0.40
2017-04-03	BMJ	Bristol-myers Squibb	D	-2.85	0.70	INCY	Incyte	A	2.37	0.70
2017-04-03	EL	Estee Lauder Companies	D	-2.86	0.30	RAI	Reynolds American	A	2.52	0.30
2017-04-03	ALXN	Alexion Pharmaceuticals	D	-2.85	0.80	COO	Cooper Companies	A	2.27	0.80
2017-04-03	MNST	Monster Beverage	D	-2.86	1.10	HAS	Hasbro	A	2.31	1.10
2017-05-01	APA	Apache	D	-2.88	0.80	CXO	Concho Resources	A	2.29	0.80
2017-05-01	APC	Anadarko Petroleum	C	-1.87	1.10	HAL	Halliburton	A	2.27	1.10
2017-05-01	OIS	Oil States International	C	-1.88	0.30	BHI	Baker Hughes	A	2.26	0.30
2017-05-01	PZZA	Papa John's International	C	-1.85	0.50	ULTA	Ulta Beauty	A	2.55	0.50
2017-05-01	NFX	Newfield Exploration	D	-2.88	0.30	EOG	Eog Resources	A	2.25	0.30
2017-05-01	JEC	Jacobs Engineering	C	-1.85	0.60	URI	United Rentals	A	2.42	0.60
2017-05-01	COP	Conocophillips	C	-1.85	1.20	MPC	Marathon Petroleum	A	2.24	1.20
2017-05-01	PDCE	Pdc Energy	C	-1.89	0.20	VLO	Valero Energy	A	2.23	0.20
2017-05-01	DLTR	Dollar Tree	D	-2.86	0.40	UAL	United Continental	A	2.31	0.40
2017-05-01	SLB	Schlumberger	C	-1.86	0.80	CVX	Chevron	A	2.22	0.80
2017-05-01	CF	Cf Industries	C	-1.88	0.40	ALB	Albemarle	A	2.44	0.40
2017-05-01	REGN	Regeneron Pharmaceuticals	D	-2.84	0.40	IDXX	Idexx Laboratories	A	2.41	0.40
2017-05-01	XEC	Cimarex Energy	C	-1.86	0.40	MRO	Marathon Oil	A	2.19	0.40
2017-05-01	BMJ	Bristol-myers Squibb	D	-2.84	0.70	INCY	Incyte	A	2.33	0.70
2017-05-01	ALXN	Alexion Pharmaceuticals	D	-2.84	0.80	DGX	Quest Diagnostics	A	2.29	0.80
2017-05-01	LYB	Lyondellbasell Industries	C	-1.86	1.10	FMC	Fmc	A	2.37	1.10
2017-05-01	MNST	Monster Beverage	D	-2.86	1.20	ATVI	Activision Blizzard	A	2.83	1.20
2017-06-01	FLR	Fluor	D	-2.87	0.60	MTD	Mettler Toledo International	A	2.44	0.60
2017-06-01	APA	Apache	D	-2.88	0.70	CXO	Concho Resources	A	2.29	0.70
2017-06-01	APC	Anadarko Petroleum	C	-1.88	1.00	MPC	Marathon Petroleum	A	2.25	1.00
2017-06-01	OIS	Oil States International	D	-2.88	0.20	BHI	Baker Hughes	A	2.24	0.20
2017-06-01	PZZA	Papa John's International	C	-1.85	0.50	ULTA	Ulta Beauty	A	2.60	0.50
2017-06-01	NOV	National Oilwell Varco	C	-1.87	0.70	CVX	Chevron	A	2.22	0.70
2017-06-01	NFX	Newfield Exploration	D	-2.89	0.30	COG	Cabot Oil & Gas	A	2.17	0.30
2017-06-01	JEC	Jacobs Engineering	C	-1.86	0.50	URI	United Rentals	A	2.42	0.50
2017-06-01	COP	Conocophillips	C	-1.86	1.10	AMD	Advanced Micro Devices	A	3.00	1.10
2017-06-01	PDCE	Pdc Energy	C	-1.90	0.20	RAI	Reynolds American	A	2.56	0.20
2017-06-01	TAP	Molson Coors Brewing	D	-2.86	1.00	ATVI	Activision Blizzard	A	2.94	1.00
2017-06-01	SLB	Schlumberger	D	-2.87	0.80	MU	Micron Technology	A	2.54	0.80
2017-06-01	CF	Cf Industries	C	-1.88	0.40	FCX	Freeport-mcmoran	A	2.51	0.40

Date	Ticker	Name	R	SM	W (%)	Ticker	Name	R	SM	W (%)
2017-06-01	WFC	Wells Fargo	C	-1.85	1.70	CMA	Comerica	A	2.37	1.70
2017-06-01	PXD	Pioneer Natural Resources	C	-1.86	0.40	AMAT	Applied Materials	A	2.53	0.40
2017-06-01	XEC	Cimarex Energy	D	-2.88	0.30	OKE	Oneok	A	2.44	0.30
2017-06-01	ALXN	Alexion Pharmaceuticals	D	-2.88	0.40	IDXX	Idexx Laboratories	A	2.42	0.40
2017-06-01	LYB	Lyondellbasell Industries	C	-1.86	0.90	ALB	Albemarle	A	2.45	0.90
2017-07-03	FLR	Fluor	D	-2.87	0.50	MTD	Mettler Toledo International	A	2.44	0.50
2017-07-03	APA	Apache	D	-2.88	0.80	CXO	Concho Resources	A	2.29	0.80
2017-07-03	APC	Anadarko Petroleum	D	-2.89	0.90	MPC	Marathon Petroleum	A	2.25	0.90
2017-07-03	OIS	Oil States International	D	-2.89	0.20	TSO	Tesoro	A	2.19	0.20
2017-07-03	PZZA	Papa John's International	C	-1.87	0.40	ULTA	Ulta Beauty	A	2.55	0.40
2017-07-03	AKAM	Akamai Technologies	D	-2.88	0.30	AMD	Advanced Micro Devices	A	3.00	0.30
2017-07-03	NOV	National Oilwell Varco	C	-1.86	0.70	COG	Cabot Oil & Gas	A	2.19	0.70
2017-07-03	NFX	Newfield Exploration	D	-2.90	0.20	PSX	Phillips 66	A	2.18	0.20
2017-07-03	JEC	Jacobs Engineering	C	-1.85	0.50	URI	United Rentals	A	2.44	0.50
2017-07-03	COP	Conocophillips	C	-1.86	1.10	AMAT	Applied Materials	A	2.48	1.10
2017-07-03	PDCE	Pdc Energy	D	-2.91	0.20	OKE	Oneok	A	2.46	0.20
2017-07-03	TAP	Molson Coors Brewing	D	-2.87	0.60	ATVI	Activision Blizzard	A	2.89	0.60
2017-07-03	SLB	Schlumberger	D	-2.87	0.80	CSX	Csx	A	2.41	0.80
2017-07-03	CF	Cf Industries	C	-1.87	0.30	FCX	Freeport-mcmoran	A	2.54	0.30
2017-07-03	WFC	Wells Fargo	C	-1.84	1.80	CMA	Comerica	A	2.40	1.80
2017-07-03	PXD	Pioneer Natural Resources	C	-1.86	0.40	IDXX	Idexx Laboratories	A	2.39	0.40
2017-07-03	QCOM	Qualcomm	C	-1.87	0.90	MU	Micron Technology	A	2.51	0.90
2017-07-03	XEC	Cimarex Energy	D	-2.89	0.30	LRCX	Lam Research	A	2.38	0.30
2017-07-03	ALXN	Alexion Pharmaceuticals	D	-2.85	0.50	ALGN	Align Technology	A	2.42	0.50
2017-07-03	LYB	Lyondellbasell Industries	C	-1.85	0.90	ALB	Albemarle	A	2.42	0.90
2017-07-03	POST	Post	C	-1.85	0.50	RAI	Reynolds American	A	2.54	0.50
2017-08-01	FLR	Fluor	D	-2.87	0.30	URI	United Rentals	A	2.45	0.30
2017-08-01	APA	Apache	D	-2.88	0.80	CXO	Concho Resources	A	2.30	0.80
2017-08-01	APC	Anadarko Petroleum	D	-2.90	0.80	MPC	Marathon Petroleum	A	2.27	0.80
2017-08-01	OIS	Oil States International	D	-2.90	0.20	TSO	Tesoro	A	2.20	0.20
2017-08-01	PZZA	Papa John's International	C	-1.87	0.40	ULTA	Ulta Beauty	A	2.50	0.40
2017-08-01	AKAM	Akamai Technologies	D	-2.89	0.40	AMD	Advanced Micro Devices	A	3.00	0.40
2017-08-01	NOV	National Oilwell Varco	D	-2.87	0.70	PSX	Phillips 66	A	2.19	0.70
2017-08-01	NFX	Newfield Exploration	D	-2.90	0.20	COG	Cabot Oil & Gas	A	2.19	0.20
2017-08-01	JEC	Jacobs Engineering	C	-1.86	0.50	MTD	Mettler Toledo International	A	2.43	0.50
2017-08-01	COP	Conocophillips	C	-1.86	1.10	VLO	Valero Energy	A	2.19	1.10
2017-08-01	PDCE	Pdc Energy	D	-2.90	0.20	CVX	Chevron	A	2.18	0.20
2017-08-01	TAP	Molson Coors Brewing	D	-2.87	0.30	ATVI	Activision Blizzard	A	2.98	0.30
2017-08-01	ROST	Ross Stores	D	-2.87	0.20	BBY	Best Buy	A	2.34	0.20
2017-08-01	DLTR	Dollar Tree	D	-2.85	0.10	AAL	American Airlines	A	2.34	0.10
2017-08-01	SLB	Schlumberger	D	-2.87	0.80	EQT	Eq	B	1.21	0.80
2017-08-01	WFC	Wells Fargo	C	-1.85	1.70	LNC	Lincoln National	A	2.40	1.70
2017-08-01	FL	Foot Locker	D	-2.90	0.10	UAL	United Continental	A	2.30	0.10
2017-08-01	PXD	Pioneer Natural Resources	D	-2.86	0.30	OKE	Oneok	A	2.50	0.30
2017-08-01	QCOM	Qualcomm	C	-1.87	1.20	AMAT	Applied Materials	A	2.51	1.20
2017-08-01	XEC	Cimarex Energy	D	-2.89	0.30	MU	Micron Technology	A	2.49	0.30
2017-08-01	FLS	Flowserve	D	-2.87	0.40	PKG	Packaging Corp Of America	A	2.41	0.40
2017-08-01	LYB	Lyondellbasell Industries	C	-1.85	0.90	FCX	Freeport-mcmoran	A	2.65	0.90

Date	Ticker	Name	R	SM	W (%)	Ticker	Name	R	SM	W (%)
2017-08-01	BHGE	Baker Hughes, A Ge	D	-2.91	0.50	ALGN	Align Technology	A	2.48	0.50
2017-09-01	APA	Apache	D	-2.90	0.50	MPC	Marathon Petroleum	A	2.25	0.50
2017-09-01	APC	Anadarko Petroleum	D	-2.90	0.80	EQT	Eqst	A	2.21	0.80
2017-09-01	OIS	Oil States International	D	-2.91	0.00	TSO	Tesoro	A	2.21	0.00
2017-09-01	PZZA	Papa John's International	D	-2.86	0.40	ULTA	Ulta Beauty	A	2.43	0.40
2017-09-01	NOV	National Oilwell Varco	D	-2.88	0.60	COG	Cabot Oil & Gas	A	2.20	0.60
2017-09-01	NFX	Newfield Exploration	D	-2.91	0.20	VLO	Valero Energy	A	2.19	0.20
2017-09-01	JEC	Jacobs Engineering	C	-1.85	0.50	URI	United Rentals	A	2.46	0.50
2017-09-01	COP	Conocophillips	C	-1.86	1.10	PSX	Phillips 66	A	2.19	1.10
2017-09-01	CB	Chubb	C	-1.84	0.60	LNC	Lincoln National	A	2.37	0.60
2017-09-01	TAP	Molson Coors Brewing	D	-2.87	0.30	ATVI	Activision Blizzard	A	3.00	0.30
2017-09-01	ROST	Ross Stores	D	-2.86	0.20	RCL	Royal Caribbean Cruises	A	2.32	0.20
2017-09-01	SJM	Jm Smucker	D	-2.89	0.20	BWA	Borgwarner	A	2.28	0.20
2017-09-01	SLB	Schlumberger	D	-2.88	0.70	CVX	Chevron	A	2.18	0.70
2017-09-01	WFC	Wells Fargo	C	-1.86	1.60	CMA	Comerica	A	2.37	1.60
2017-09-01	PXD	Pioneer Natural Resources	D	-2.89	0.30	FCX	Freeport-mcmoran	A	2.67	0.30
2017-09-01	EOG	Eog Resources	D	-2.87	0.50	MU	Micron Technology	A	2.57	0.50
2017-09-01	QCOM	Qualcomm	D	-2.88	0.90	AMD	Advanced Micro Devices	A	3.00	0.90
2017-09-01	XEC	Cimarex Energy	D	-2.88	0.30	AMAT	Applied Materials	A	2.52	0.30
2017-09-01	FLS	Flowserve	D	-2.87	0.30	MTD	Mettler Toledo International	A	2.45	0.30
2017-09-01	ALSN	Allison Transmission	C	-1.85	0.50	PKG	Packaging Corp Of America	A	2.42	0.50
2017-09-01	HDS	Hd Supply	D	-2.88	0.30	CSX	Csx	A	2.38	0.30
2017-09-01	ABI	Anheuser-busch Inbev	D	-2.84	0.30	OKE	Oneok	A	2.48	0.30
2017-09-01	BHGE	Baker Hughes, A Ge	D	-2.91	0.50	ALGN	Align Technology	A	2.50	0.50
2017-10-02	APA	Apache	D	-2.89	0.60	MPC	Marathon Petroleum	A	2.26	0.60
2017-10-02	APC	Anadarko Petroleum	D	-2.89	0.90	EQT	Eqst	A	2.21	0.90
2017-10-02	PZZA	Papa John's International	D	-2.86	0.30	BBY	Best Buy	A	2.33	0.30
2017-10-02	NFX	Newfield Exploration	D	-2.90	0.20	VLO	Valero Energy	A	2.21	0.20
2017-10-02	JCP	Jc Penney	D	-2.95	0.00	AAL	American Airlines	A	2.31	0.00
2017-10-02	TAP	Molson Coors Brewing	D	-2.88	0.30	ATVI	Activision Blizzard	A	3.00	0.30
2017-10-02	SJM	Jm Smucker	D	-2.89	0.20	BWA	Borgwarner	A	2.31	0.20
2017-10-02	SLB	Schlumberger	D	-2.87	0.80	TSO	Tesoro	A	2.21	0.80
2017-10-02	WFC	Wells Fargo	C	-1.85	1.70	CMA	Comerica	A	2.41	1.70
2017-10-02	PXD	Pioneer Natural Resources	D	-2.87	0.30	PSX	Phillips 66	A	2.20	0.30
2017-10-02	FD	Macy's	D	-2.92	0.00	RCL	Royal Caribbean Cruises	A	2.30	0.00
2017-10-02	QCOM	Qualcomm	D	-2.88	0.60	AMD	Advanced Micro Devices	A	3.00	0.60
2017-10-02	ALSN	Allison Transmission	C	-1.84	0.50	URI	United Rentals	A	2.54	0.50
2017-10-02	HDS	Hd Supply	D	-2.86	0.30	MTD	Mettler Toledo International	A	2.47	0.30
2017-10-02	MDLZ	Mondelez International	D	-2.85	0.30	PHM	Pultegroup	A	2.30	0.30
2017-10-02	ABI	Anheuser-busch Inbev	D	-2.84	0.30	MU	Micron Technology	A	2.70	0.30
2017-10-02	BHGE	Baker Hughes, A Ge	D	-2.91	0.50	COG	Cabot Oil & Gas	A	2.20	0.50
2017-11-01	APA	Apache	D	-2.90	0.40	MPC	Marathon Petroleum	A	2.29	0.40
2017-11-01	APC	Anadarko Petroleum	D	-2.89	0.70	TSO	Tesoro	A	2.22	0.70
2017-11-01	NFX	Newfield Exploration	D	-2.89	0.20	VLO	Valero Energy	A	2.22	0.20

Date	Ticker	Name	R	SM	W (%)	Ticker	Name	R	SM	W (%)
2017-11-01	TAP	Molson Coors Brewing	D	-2.88	0.30	ATVI	Activision Blizzard	A	3.00	0.30
2017-11-01	SJM	Jm Smucker	D	-2.89	0.20	PHM	Pultegroup	A	2.33	0.20
2017-11-01	SLB	Schlumberger	D	-2.88	0.70	CXO	Concho Resources	A	2.22	0.70
2017-11-01	WMB	Williams Companies	D	-2.85	0.40	COG	Cabot Oil & Gas	A	2.21	0.40
2017-11-01	PXD	Pioneer Natural Resources	D	-2.87	0.30	PSX	Phillips 66	A	2.20	0.30
2017-11-01	QCOM	Qualcomm	D	-2.87	0.60	AMD	Advanced Micro Devices	A	3.00	0.60
2017-11-01	JAZZ	Jazz Pharmaceuticals	C	-1.85	0.20	ALGN	Align Technology	A	2.67	0.20
2017-11-01	HDS	Hd Supply	D	-2.87	0.30	URI	United Rentals	A	2.55	0.30
2017-11-01	ELF	Elf Beauty	D	-2.89	0.30	BWA	Borgwarner	A	2.32	0.30
2017-11-01	BHGE	Baker Hughes, A Ge	D	-2.92	0.30	EQT	Eq	A	2.20	0.30
2017-12-01	APA	Apache	D	-2.89	0.40	MPC	Marathon Petroleum	A	2.30	0.40
2017-12-01	APC	Anadarko Petroleum	D	-2.89	0.70	MRO	Marathon Oil	A	2.23	0.70
2017-12-01	CVS	Cvs Health	D	-2.85	0.20	MAR	Marriott International	A	2.35	0.20
2017-12-01	SLB	Schlumberger	D	-2.88	1.00	VLO	Valero Energy	A	2.23	1.00
2017-12-01	UTX	United Technologies	C	-1.84	0.90	URI	United Rentals	A	2.60	0.90
2017-12-01	WMB	Williams Companies	D	-2.85	0.40	DVN	Devon Energy	A	2.22	0.40
2017-12-01	ALXN	Alexion Pharmaceuticals	C	-1.88	0.40	ALGN	Align Technology	A	2.72	0.40
2017-12-01	JAZZ	Jazz Pharmaceuticals	C	-1.86	0.20	ISRG	Intuitive Surgical	A	2.40	0.20
2017-12-01	HDS	Hd Supply	D	-2.86	0.30	MTD	Mettler Toledo International	A	2.47	0.30
2017-12-01	ELF	Elf Beauty	D	-2.89	0.30	ATVI	Activision Blizzard	A	2.98	0.30
2017-12-01	BHGE	Baker Hughes, A Ge	D	-2.92	0.30	CXO	Concho Resources	A	2.22	0.30
2018-01-01	APA	Apache	D	-2.90	0.30	MPC	Marathon Petroleum	A	2.31	0.30
2018-01-01	CVS	Cvs Health	D	-2.85	0.90	BBY	Best Buy	A	2.39	0.90
2018-01-01	NOV	National Oilwell Varco	D	-2.83	0.30	MRO	Marathon Oil	A	2.26	0.30
2018-01-01	ADSK	Autodesk	C	-1.87	0.60	MU	Micron Technology	A	2.72	0.60
2018-01-01	SLB	Schlumberger	D	-2.87	1.10	HP	Helmerich & Payne	A	2.25	1.10
2018-01-01	WMB	Williams Companies	D	-2.84	0.40	VLO	Valero Energy	A	2.25	0.40
2018-01-01	ALXN	Alexion Pharmaceuticals	D	-2.86	0.50	ALGN	Align Technology	A	2.63	0.50
2018-01-01	JAZZ	Jazz Pharmaceuticals	C	-1.86	0.20	IDXX	Idexx Laboratories	A	2.39	0.20
2018-01-01	TSLA	Tesla	C	-1.87	0.50	ATVI	Activision Blizzard	A	3.00	0.50
2018-01-01	POST	Post	D	-2.85	0.50	PHM	Pultegroup	A	2.36	0.50
2018-01-01	BHGE	Baker Hughes, A Ge	D	-2.92	0.80	DVN	Devon Energy	A	2.23	0.80
2018-02-01	APA	Apache	D	-2.89	0.30	MPC	Marathon Petroleum	A	2.32	0.30
2018-02-01	CVS	Cvs Health	D	-2.84	0.90	BBY	Best Buy	A	2.42	0.90
2018-02-01	ALXN	Alexion Pharmaceuticals	D	-2.87	0.50	ALGN	Align Technology	A	2.73	0.50
2018-02-01	EQIX	Equinix Inc	C	-1.85	0.70	CMA	Comerica	A	2.52	0.70
2018-02-01	TSLA	Tesla	C	-1.85	0.50	ATVI	Activision Blizzard	A	3.00	0.50
2018-02-01	POST	Post	D	-2.85	0.50	PHM	Pultegroup	A	2.34	0.50
2018-02-01	BHGE	Baker Hughes, A Ge	D	-2.92	0.80	HP	Helmerich & Payne	A	2.29	0.80
2018-03-01	AMT	American Tower	C	-1.85	1.20	CMA	Comerica	A	2.52	1.20
2018-03-01	BRKR	Bruker	C	-1.86	0.40	ALGN	Align Technology	A	2.70	0.40
2018-03-01	ALXN	Alexion Pharmaceuticals	D	-2.87	0.60	IDXX	Idexx Laboratories	A	2.45	0.60
2018-03-01	UNA	Unilever	D	-2.86	0.60	MU	Micron Technology	A	2.83	0.60
2018-03-01	EQIX	Equinix Inc	C	-1.87	0.60	ZION	Zions Bancorp	A	2.46	0.60
2018-03-01	POST	Post	D	-2.86	0.60	ATVI	Activision Blizzard	A	3.00	0.60
2018-03-01	ELF	Elf Beauty	D	-2.87	0.20	KORS	Michael Kors	A	2.32	0.20
2018-03-01	BHGE	Baker Hughes, A Ge	D	-2.93	0.30	MPC	Marathon Petroleum	A	2.30	0.30
2018-03-30	AMT	American Tower	C	-1.84	1.30	CMA	Comerica	A	2.52	1.30

Date	Ticker	Name	R	SM	W (%)	Ticker	Name	R	SM	W (%)
2018-03-30	NFX	Newfield Exploration	D	-2.88	0.20	MPC	Marathon Petroleum	A	2.34	0.20
2018-03-30	WMB	Williams Companies	D	-2.88	0.30	HP	Helmerich & Payne	A	2.26	0.30
2018-03-30	QCOM	Qualcomm	C	-1.87	0.60	MU	Micron Technology	A	2.91	0.60
2018-03-30	BRKR	Bruker	C	-1.86	0.40	ALGN	Align Technology	A	2.71	0.40
2018-03-30	XEC	Cimarex Energy	D	-2.88	0.30	VLO	Valero Energy	A	2.25	0.30
2018-03-30	UNA	Unilever	D	-2.85	0.60	FCX	Freeport-mcmoran	A	2.78	0.60
2018-03-30	EQIX	Equinix Inc	C	-1.86	0.70	ZION	Zions Bancorp	A	2.44	0.70
2018-03-30	POST	Post	D	-2.84	0.60	ATVI	Activision Blizzard	A	3.00	0.60
2018-03-30	ELF	Elf Beauty	D	-2.86	0.30	PHM	Pultegroup	A	2.32	0.30
2018-03-30	BHGE	Baker Hughes, A Ge	D	-2.93	0.30	MRO	Marathon Oil	A	2.25	0.30
2018-03-30	AVGO	Broadcom	C	-1.86	0.70	AMAT	Applied Materials	A	2.64	0.70