



JPMorgan US Large Cap Core Plus Fund (JLPSX) - Trend Capture Overlay

April 22, 2018

Executive Summary

Overview

Superior performance on a consistent basis comes from the ability to be in synchrony with major price trends. The ability to capture a large part of bull trends and to avoid most of the bear trends in individual stocks and sectors can dramatically impact returns across market cycles and deliver superior long term performance. The Trendrating solution is designed to improve this ability by providing intelligent analytics that can complement and enhance the investment decision process and produce tangible results.

We can demonstrate Trendrating's ability to materially influence portfolio performance through a historical overlay of its trend capture model on the actual holdings of a portfolio. Through this analysis we demonstrate that induction can seamlessly integrate into the existing workflow of an investment strategy and have a material impact on the performance of the investment strategy.

Trendrating's trend capture model has the unique ability to identify and score the prevailing price trend of a security with high accuracy. The ability to distinguish between securities based on their respective price trend should be of paramount importance to every portfolio no matter the type of its investment strategy. Every investment manager should infuse the decision making process with information that facilitates the selection of securities whose prices are trending, rather than ones whose price trends are disconnected from their fundamentals.

Trendrating Model

The Trendrating model assigns each security a directional rating; uptrends (**A** or **B**) and downtrends (**C** or **D**). A continuous absolute rating scale, **Smart Momentum (SM)**, is constructed to facilitate relative ranking of a universe of securities. The discrete rating distinguishes between securities in uptrends and downtrends, whilst the continuous rating allows ranking within the same rating bucket. In tandem, the two rating frameworks facilitate a flexible and robust framework for security selection and portfolio construction.

Analysis Framework

- Select holdings history for which constituent history is complete and for which there are very few missing periods in the history selected for the analysis
- The universe of stocks in the benchmark associated with the investment fund is used as a buy universe from which to find alternative securities. In absence of a named benchmark, an appropriate buy universe is assigned for the analysis
- In each rebalancing period in the holdings history of the portfolio:
 - Identify all **C** & **D** rated securities
 - Amongst the **C** & **D** rated securities, identify stocks with extreme negative SM scores¹ whilst in a negative price trend, are quite susceptible to sharp upward price swings during and post market shocks. Good risk management practice advocates a robust mechanism for identifying outliers and then implementing a framework of insulating the investment portfolio from their erratic behaviour. In this analysis, we do not alter positions with extreme SM scores
 - Reallocate weight of **C** & **D** rated securities into an **A** or **B** rated security with the highest SM score in the same region/country, industry/sector, and currency²
- Returns for the Fund, Trend Capture Portfolio³, and Benchmark are price returns calculated from the individual constituent level for each of the three portfolios

¹Our empirical research shows that an SM scores of -2.90 is a valid extreme threshold value

²User determined parameters that are relaxed in hierarchal order if no optimal match is found

³The portfolio generated as a result of the trend capture overlay on the holdings of the investment fund

Report Description

- Trend Overlay Summary Data
 - Key info: Provides information on analysis history, fund benchmark, and the analysis rebalancing frequency
 - The two bar charts respectively compare the annual return and annual volatility of the original fund and of the trend capture portfolio
 - The line chart captures the cumulative return of the fund, of the trend capture portfolio, and of the benchmark if applicable
 - Summary Metrics: This table provides key performance and risk metrics of the original fund and of the trend capture portfolio
- Risk-Return Profile
 - Comparative Analysis
 - Annualised Excess Return analysis: The comparisons of the excess return of the trend capture portfolio vs the fund, and if applicable, of the fund vs the benchmark and of the trend capture portfolio vs the benchmark
 - Annualised Tracking Error analysis: The tracking error between the trend capture fund and the original fund captures the magnitude of the differences between the overlay portfolio and the original portfolio. It should be different enough without departing from the original investment strategy. The comparisons of the tracking errors versus the benchmark, if applicable, validates the fact that the overlay strategy does not change the investment mandate
 - Annual Tables
 - The first set of columns tabulate the year by year returns of the trend capture portfolio and its excess return over the original fund and its benchmark
 - The next set of columns present the volatility comparison where the key message is that the volatility of the trend capture portfolio should not differ materially from that of the original fund
 - The third set of results illustrates the reduction in drawdowns that can be achieved through the trend capture overlay. Reduction in downside risk during market declines is perhaps the most important benefit a model can provide
 - TCR Analysis
 - TCR (Trend Capture Rating) is a forward-looking risk metric of an aggregate⁴ calculated from the constituent level weights and ratings from the Trendrating model
 - The trend capture overlay should raise the TCR of the original portfolio
 - Portfolios that maintain a higher TCR tend to outperform and periods with higher TCR tend to deliver superior returns
 - Trendrating's recommendation to clients is to endeavour to maintain a high TCR to improve consistency of portfolio returns
- Historical Portfolio Details
 - The top section provides information on the number of number and weight of the **C** & **D** rated constituents that have been switched on a chosen rebalance period⁵
 - Transaction Table: Tabulates all the matched trades performed in the latest rebalancing period and contains the Ticker, Name, Weight, Rating, and Smart Momentum score of each security traded in the given holding period
- Allocation
 - Regional allocation for the latest rebalance period
 - Sector allocation for the latest rebalance period
- Appendix
 - Contains the full history of trades performed in the analysis presented by rebalance period and identifies all trades securities and matched trades

⁴Portfolio, Index, Sector etc.

⁵The default is the latest rebalance period

Trend Overlay Summary

Key info

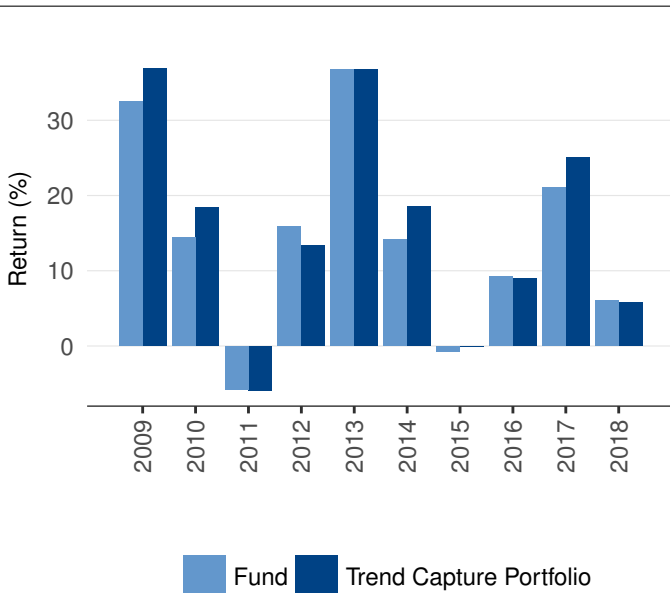
Data Range

2009-01-01 to 2018-01-31

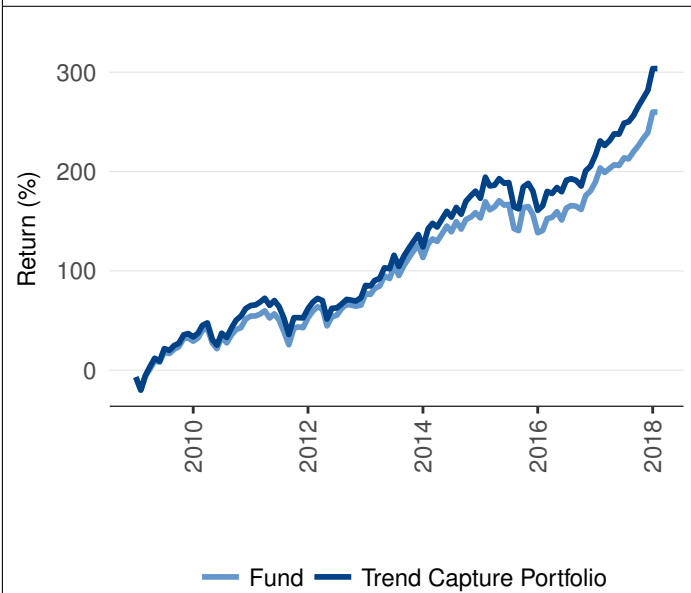
Rebalancing

Monthly

Return



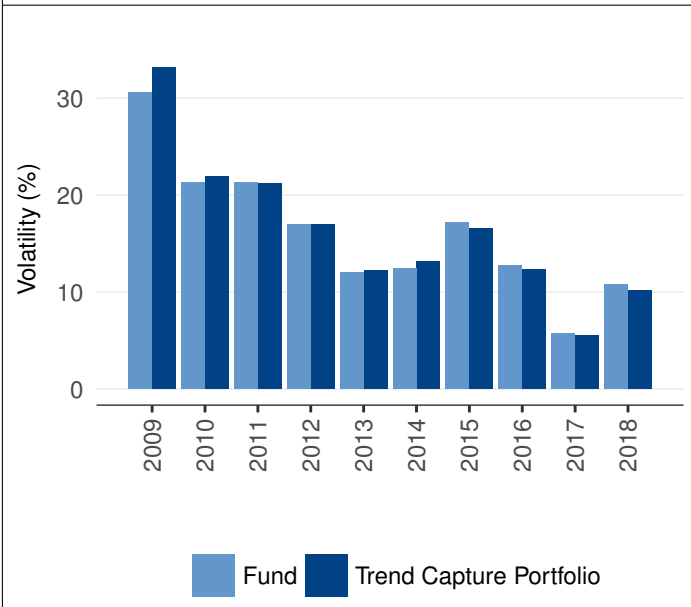
Cumulative Return



Summary Metrics

	Fund	TC Portfolio	Diff
PERFORMANCE			
Annualised (%)	15.19	17.33	2.14
Monthly Avg (%)	1.30	1.45	0.15
Hit Rate (%)	66.06	66.97	0.92
RISK			
Annualised volatility (%)	18.14	17.41	-0.73
Max Drawdown (%)	-21.36	-20.00	1.37
Skewness	-0.25	-0.11	0.14
Kurtosis	1.29	1.60	0.31
KEY RATIOS			
Information Ratio	0.84	1.00	0.16
Sortino Ratio	0.44	0.53	0.09
WEIGHT SWITCHED			
Monthly Avg (%)		4.37	

Volatility



	Fund	TC Portfolio	Diff	Diff (%)
Cumulative Return (%)	261.31	327.17	65.86	25.20
Avg Drawdown (%)	-5.3	-5.34	-0.04	-0.71
Avg TCR	B	A-		

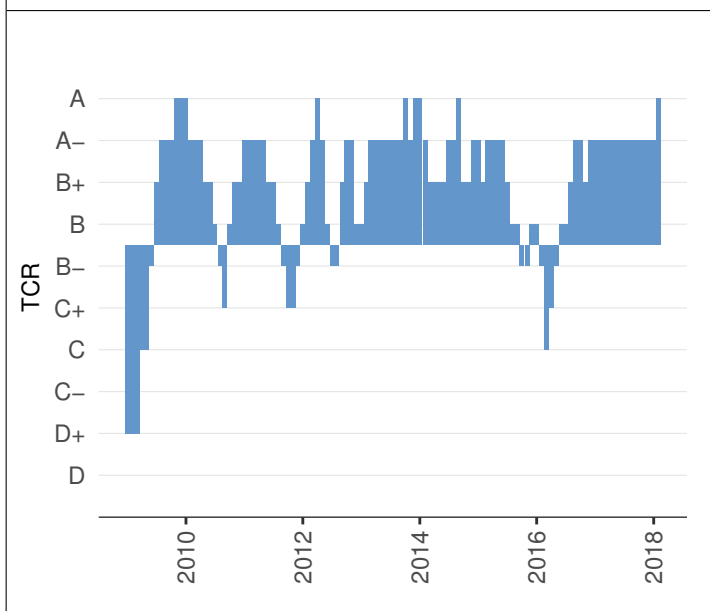
Risk-Return Profile

Comparative Analysis

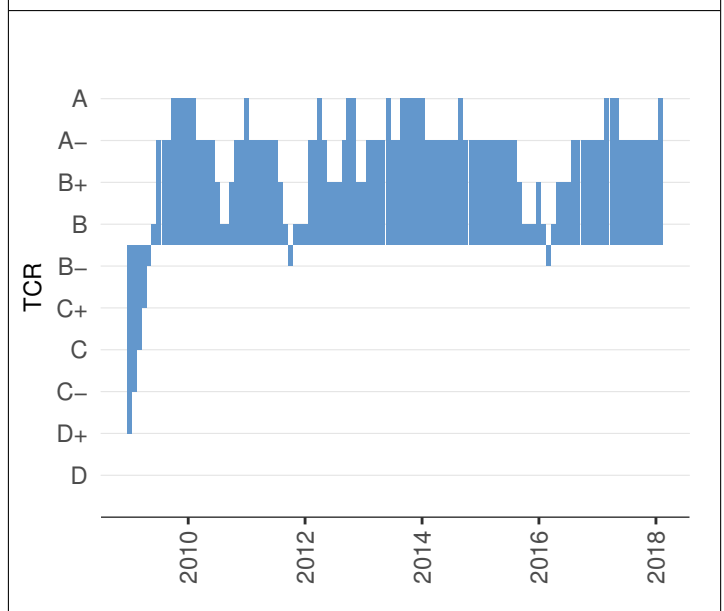
	Fund	Fund
Annualised Excess Return (%)		Annualised Tracking Error (%)
Trend Capture Portfolio	1.70	Trend Capture Portfolio
		3.74

Year	Return (%) TC Port	Excess over Fund	Volatility (%) TC Port	Excess over Fund	Max Drawdown (%) TC Port	Excess over Fund
2018	5.75	-0.35	10.16	-0.63	0.00	0.00
2017	25.05	4.05	5.55	-0.22	-1.40	0.11
2016	8.92	-0.34	12.31	-0.39	-6.88	0.21
2015	-0.02	0.75	16.52	-0.63	-10.84	0.29
2014	18.48	4.28	13.16	0.69	-5.29	0.47
2013	36.75	-0.05	12.21	0.18	-5.25	-0.51
2012	13.31	-2.61	16.97	-0.03	-12.08	-0.34
2011	-5.85	-0.04	21.23	-0.06	-21.16	0.19
2010	18.47	4.00	21.96	0.64	-15.22	-0.81
2009	36.88	4.44	33.15	2.58	-20.08	-0.25

Fund TCR



Trend Capture Portfolio TCR



Historical Portfolio Details

Holding period: 2017-12-01 to 2017-12-29

	Fund	TC Port
Number of holdings	271	271
Number of C & D rated holdings - switched	51	-
Weight of C & D rated holdings - switched (%)	12.79	-

Transaction table

The table shows the fund portfolio C & D rated positions at the beginning of the holding period. These positions have been switched with A and B rated stocks near by mkt cap, market and sector in respect to the original fund positions.

Switched positions

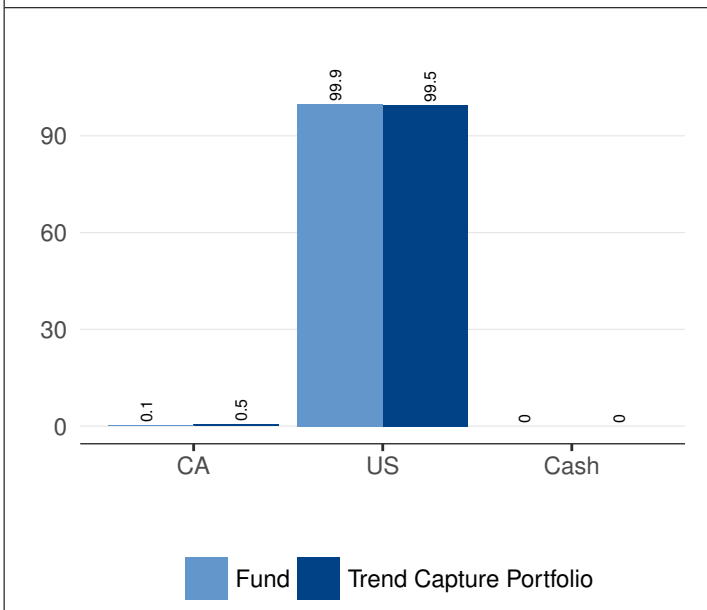
Ticker	Name	R	SM	W (%)	C (%)	Ticker	Name	R	SM	W (%)	C (%)
APA	Apache	D	-2.89	-0.27	0.01	MPC	Marathon Petroleum	A	2.30	-0.27	-0.01
APC	Anadarko Petroleum	D	-2.89	0.26	0.03	MRO	Marathon Oil	A	2.23	0.26	0.03
CM-CSA	Comcast	C	-1.85	1.08	0.05	NFLX	Netflix	A	2.36	1.08	0.03
CVS	Cvs Health	D	-2.85	-0.25	0.01	MAR	Marriott International	A	2.35	-0.25	-0.02
MLM	Martin Marietta Materials	D	-2.86	0.34	0.03	URI	United Rentals	A	2.60	0.34	0.03
ORLY	O'reilly Automotive	D	-2.86	0.85	0.02	BBY	Best Buy	A	2.34	0.85	0.11
DIS	Walt Disney	D	-2.85	1.44	0.03	AAL	American Airlines	A	2.32	1.44	0.09
EQT	Eqt	C	-1.85	0.44	-0.02	VLO	Valero Energy	A	2.23	0.44	0.04
SPG	Simon Property	D	-2.88	-0.29	-0.02	CMA	Comerica	A	2.45	-0.29	-0.01
HCN	Welltower	C	-1.85	-0.28	0.02	ZION	Zions Bancorp	A	2.42	-0.28	-0.00
IBM	IBM	D	-2.86	0.85	-0.01	AMD	Advanced Micro Devices	A	3.00	0.85	-0.04
AVB	Avalonbay Communities	C	-1.85	0.25	-0.00	LNC	Lincoln National	A	2.41	0.25	0.00
K	Kellogg	D	-2.85	-0.12	-0.00	ATVI	Activision Blizzard	A	2.98	-0.12	-0.00
KMB	Kimberly-clark	D	-2.85	-0.21	-0.00	PHM	Pultegroup	A	2.37	-0.21	0.00
HSIC	Henry Schein	D	-2.87	-0.58	0.01	ALGN	Align Technology	A	2.72	-0.58	0.07
MRK	Merck & Co	D	-2.86	0.73	0.01	ISRG	Intuitive Surgical	A	2.40	0.73	-0.06
NFG	National Fuel Gas	C	-1.84	-0.05	0.00	NRG	Nrg Energy	A	2.47	-0.05	-0.00
NUE	Nucor	D	-2.86	0.10	0.01	FCX	Freeport-mcmoran	A	2.63	0.10	0.03
TAP	Molson Coors Brewing	D	-2.88	0.75	0.03	BWA	Borgwarner	A	2.33	0.75	-0.05
OMC	Omnicom	D	-2.86	-0.67	0.01	RCL	Royal Caribbean Cruises	A	2.32	-0.67	0.03
SLB	Schlumberger	D	-2.88	-0.59	-0.02	DVN	Devon Energy	A	2.22	-0.59	-0.04
TYC	Tyco International	D	-2.85	-0.29	-0.01	MTD	Mettler Toledo International	A	2.47	-0.29	0.00
VMC	Vulcan Materials Co	D	-2.85	0.50	0.03	PKG	Packaging Corp Of America	A	2.43	0.50	0.01
WAG	Walgreens Boots Alliance	D	-2.86	0.58	0.01	MGM	Mgm Resorts International	A	2.31	0.58	-0.01
ESRX	Express Scripts	D	-2.85	-0.10	-0.02	IDXX	Idexx Laboratories	A	2.38	-0.10	-0.00
RE	Everest Re	C	-1.87	0.05	0.00	UNM	Unum	A	2.37	0.05	-0.00
DISH	Dish Network	D	-2.87	0.76	-0.04	WYNN	Wynn Resorts	A	2.31	0.76	0.05
ENB	Enbridge	D	-2.86	-0.35	-0.00	ALB	Albemarle	A	2.53	-0.35	0.01
GILD	Gilead Sciences	C	-1.85	0.14	-0.01	COO	Cooper Companies	A	2.33	0.14	-0.01
CAH	Cardinal Health	D	-2.88	-0.44	-0.02	PCLN	The Priceline	A	2.30	-0.44	-0.00
O	Realty Income	D	-2.85	-0.16	-0.00	RF	Regions Financial	A	2.37	-0.16	-0.01
STX	Seagate Technology	D	-2.87	-0.59	-0.04	NTAP	Netapp	A	2.41	-0.59	0.01
COTY	Coty	D	-2.86	-0.10	-0.02	DHI	D.r. Horton	A	2.31	-0.10	-0.00
ACT	Actavis	D	-2.89	1.54	-0.06	ZTS	Zoetis	A	2.30	1.54	-0.01
VTR	Ventas	C	-1.85	-0.10	0.01	ETFC	Etrade Financial	A	2.37	-0.10	-0.00
PM	Philip Morris International	C	-1.86	2.14	0.04	LUK	Leucadia National	A	2.30	2.14	0.00

Ticker	Name	R	SM	W (%)	C (%)	Ticker	Name	R	SM	W (%)	C (%)
UAL	United Continental	D	-2.87	0.35	0.03	WYN	Wyndham Worldwide	A	2.29	0.35	0.01
SBNY	Signature Bank	D	-2.86	0.11	0.00	EQIX	Equinix Inc	A	2.36	0.11	-0.00
PCS	T-Mobile US Inc.	C	-1.85	0.53	0.02	VZ	Verizon Communications	A	2.20	0.53	0.02
VR	Validus	D	-2.86	0.29	-0.01	RJF	Raymond James Financial	A	2.34	0.29	0.00
CMG	Chipotle Mexican Grill	D	-2.90	-0.17	0.01	TIF	Tiffany	A	2.28	-0.17	-0.01
EXPE	Expedia	C	-1.87	0.26	-0.01	KMX	Carmax	A	2.27	0.26	-0.02
ULTA	Ulta Beauty	D	-2.89	0.10	0.01	NCLH	Norwegian Cruise Line	A	2.27	0.10	0.00
DPS	Dr Pepper Snapple Charter	D	-2.84	0.15	0.01	KORS	Michael Kors	A	2.29	0.15	0.01
CHTR	Communications	C	-1.86	1.38	-0.00	LUV	Southwest Airlines	A	2.26	1.38	0.13
HDS	Hd Supply	D	-2.86	0.38	0.04	BA	Boeing	A	2.42	0.38	0.03
MDLZ	Mondelez International	D	-2.85	1.11	-0.00	EA	Electronic Arts	A	2.29	1.11	-0.01
KHC	The Kraft Heinz	D	-2.86	0.39	-0.02	EL	Estee Lauder Companies	A	2.27	0.39	0.01
RSPP	Rsp Permian	D	-2.86	0.17	0.01	PSX	Phillips 66	A	2.22	0.17	0.01
PE	Parsley Energy	D	-2.88	0.16	0.01	COG	Cabot Oil & Gas	A	2.21	0.16	-0.00
XL	XI	C	-1.86	0.22	-0.02	FITB	Fifth Third Bancorp	A	2.34	0.22	-0.00

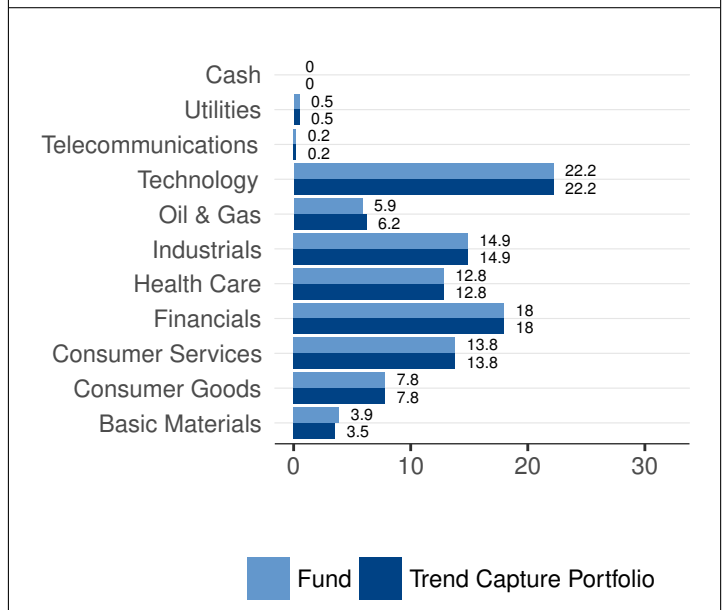
R - Rating, SM - Smart Momentum, W - Weight, C - Contribution to Return

Allocation

Regional Allocation (%)



Sector Exposure (%)



Appendix

Switched positions (Fund vs Trend Capture Portfolio)

Date	Ticker	Name	R	SM	W (%)	Ticker	Name	R	SM	W (%)
2009-01-01	AAPL	Apple	D	-2.93	1.00					
2009-01-01	ABT	Abbott Laboratories	D	-2.85	2.90	CEPH	Cephalon	A	2.22	2.90
2009-01-01	FLR	Fluor	D	-2.92	0.10					
2009-01-01	RCL	Royal Caribbean Cruises	D	-2.95	0.30					
2009-01-01	MET	Metlife	D	-2.91	0.60					
2009-01-01	FE	Firstenergy	D	-2.90	0.70					
2009-01-01	AEP	American Electric Power	D	-2.89	1.00	PCG	Pg&e	B	1.19	1.00
2009-01-01	AFL	Aflac	D	-2.88	0.20	FHN	First Horizon National	B	1.36	0.20
2009-01-01	ROK	Rockwell Automation	D	-2.93	0.30					
2009-01-01	HES	Hess	D	-2.93	0.30					
2009-01-01	NVE	NV Energy	D	-2.91	0.30					
2009-01-01	VLO	Valero Energy	D	-2.95	0.20					
2009-01-01	AMAT	Applied Materials	D	-2.91	0.30					
2009-01-01	DVN	Devon Energy	D	-2.91	0.30					
2009-01-01	APA	Apache	D	-2.92	0.60					
2009-01-01	APC	Anadarko Petroleum	D	-2.92	0.20					
2009-01-01	VMW	Vmware	D	-2.97	0.00					
2009-01-01	HME	Home Properties	D	-2.89	-0.20	CINF	Cincinnati Financial	B	1.26	-0.20
2009-01-01	SPLS	Staples	D	-2.89	1.70	APOL	Apollo Educat Grp	A	2.29	1.70
2009-01-01	ANTM	Anthem	D	-2.88	0.60	KG	King Pharmaceuticals	B	1.22	0.60
2009-01-01	AVP	Avon Products	D	-2.91	0.10					
2009-01-01	AXP	American Express	D	-2.94	0.20					
2009-01-01	BA	Boeing	D	-2.92	0.40					
2009-01-01	BAC	Bank Of America	D	-2.94	1.50					
2009-01-01	BBY	Best Buy	D	-2.90	-0.10					
2009-01-01	BCR	C R Bard	D	-2.86	0.10					
2009-01-01	BK	Bank Of New York Mellon	D	-2.91	0.40					
2009-01-01	CAT	Caterpillar	D	-2.91	0.90					
2009-01-01	CCL	Carnival	D	-2.90	0.20					
2009-01-01	CELG	Celgene	C	-1.88	1.00					
2009-01-01	CHD	Church & Dwight	C	-1.85	-0.30	UST	UST Inc	A	2.22	-0.30
2009-01-01	CLX	Clorox	C	-1.86	-0.30	ADM	Archer Daniels Midland	B	1.31	-0.30
2009-01-01	CM-CSA	Comcast	D	-2.88	-0.10	FDO	Family Dollar Stores	A	2.27	-0.10
2009-01-01	CMS	Cms Energy	D	-2.89	0.40					
2009-01-01	MON	Monsanto	D	-2.92	0.30					
2009-01-01	NYX	NYSE Euronext	D	-2.95	0.30					
2009-01-01	CSX	Csx	D	-2.92	0.70					
2009-01-01	COF	Capital One Financial	D	-2.91	0.50					
2009-01-01	CVS	Cvs Health	D	-2.89	1.20					
2009-01-01	D	Dominion Resources	D	-2.88	-0.30					
2009-01-01	DD	E.i. Du Pont De Nemours	D	-2.91	0.40					
2009-01-01	DE	Deere	D	-2.93	0.20					
2009-01-01	XTO	XTO Energy Inc	D	-2.92	0.70					
2009-01-01	YUM	Yum Brands	D	-2.87	0.20					
2009-01-01	DHR	Danaher	D	-2.89	0.50	VMC	Vulcan Materials Co	B	1.20	0.50
2009-01-01	DIS	Walt Disney	D	-2.89	1.10					
2009-01-01	RIG	Transocean	D	-2.95	0.10					
2009-01-01	DOV	Dover	D	-2.90	-0.50	CHRW	C.h.robinson Worldwide	B	1.20	-0.50
2009-01-01	DOW	Dow Chemical	D	-2.93	0.10					
2009-01-01	DUK	Duke Energy	D	-2.87	-0.20					
2009-01-01	ECL	Ecolab	D	-2.88	0.40					
2009-01-01	CME	Cme	D	-2.95	0.10					

Date	Ticker	Name	R	SM	W (%)	Ticker	Name	R	SM	W (%)
2009-01-01	EMC	EMC Corp	D	-2.90	-0.10					
2009-01-01	EMR	Emerson Electric	D	-2.90	-0.30	PTV	Pactiv Corp	B	1.19	-0.30
2009-01-01	ETN	Eaton	D	-2.91	-0.10					
2009-01-01	FCX	Freeport-mcmoran	D	-2.97	0.40					
2009-01-01	NEE	Nextera Energy	D	-2.88	0.40					
2009-01-01	FUL	H B Fuller	D	-2.90	-0.10					
2009-01-01	FULT	Fulton Financial	D	-2.89	-0.10	AOC	Aon plc	B	1.19	-0.10
2009-01-01	GD	General Dynamics	D	-2.90	-0.50	SHW	Sherwin-williams	B	1.18	-0.50
2009-01-01	GE	General Electric	D	-2.93	1.20					
2009-01-01	GENZ	Genzyme General	D	-2.87	-0.20					
2009-01-01	STT	State Street	D	-2.91	0.60					
2009-01-01	GLW	Corning	D	-2.94	1.20					
2009-01-01	ZBH	Zimmer Biomet	D	-2.91	0.30					
2009-01-01	HCBK	Hudson City Bancorp	C	-1.87	-0.50					
2009-01-01	HAL	Halliburton	D	-2.94	0.50					
2009-01-01	HD	The Home Depot	D	-2.87	-0.10					
2009-01-01	IBM	IBM	D	-2.89	1.40	MFE	McAfee	B	1.22	1.40
2009-01-01	EMN	Eastman Chemical	D	-2.93	-0.10					
2009-01-01	MS	Morgan Stanley	D	-2.96	1.10					
2009-01-01	IR	Ingersoll-rand	D	-2.94	0.10					
2009-01-01	ITW	Illinois Tool Works	D	-2.89	-0.30					
2009-01-01	JCI	Johnson Controls	D	-2.91	1.00					
2009-01-01	AMTD	Td Ameritrade	D	-2.90	0.50					
2009-01-01	JNJ	Johnson & Johnson	D	-2.86	-0.80					
2009-01-01	KBH	Kb Home	D	-2.90	0.30					
2009-01-01	KEY	Keycorp	D	-2.90	0.30					
2009-01-01	KLAC	Kla-tencor	D	-2.92	0.30					
2009-01-01	KMB	Kimberly-clark	D	-2.87	0.20					
2009-01-01	KO	Coca-cola	D	-2.88	1.90					
2009-01-01	LLY	Eli Lilly	D	-2.89	0.40					
2009-01-01	LOW	Lowe's Companies	D	-2.84	-0.10					
2009-01-01	LRCX	Lam Research	D	-2.92	0.50					
2009-01-01	MDT	Medtronic	D	-2.91	0.60					
2009-01-01	MI	Marshall & Ilsley	D	-2.93	-0.00					
2009-01-01		Minnesota Mng.& Mfg	D	-2.90	-0.50					
2009-01-01	MO	Altria	D	-2.90	0.60					
2009-01-01	MRK	Merck & Co	D	-2.92	1.80					
2009-01-01	MSFT	Microsoft	D	-2.90	3.30					
2009-01-01	NOC	Northrop Grumman	D	-2.91	0.80					
2009-01-01	NSC	Norfolk Southern	D	-2.89	2.70					
2009-01-01	NVLS	Novellus Systems	D	-2.93	0.10					
2009-01-01	ORCL	Oracle	D	-2.87	0.50					
2009-01-01	OXY	Occidental Petroleum	D	-2.90	1.70	SWN	Southwestern Energy	A	2.33	1.70
2009-01-01	PCAR	Paccar	D	-2.91	0.80					
2009-01-01	CB	Chubb	D	-2.87	0.80					
2009-01-01	PG	Procter & Gamble	D	-2.86	3.00					
2009-01-01	PGR	Progressive	D	-2.88	-0.10					
2009-01-01	PHM	Pultegroup	D	-2.89	-0.20					
2009-01-01	PVH	Pvh	D	-2.92	0.10					
2009-01-01	RL	Ralph Lauren	D	-2.90	0.10					
2009-01-01	BXP	Boston Properties	D	-2.91	-0.20					
2009-01-01	RTN	Raytheon	D	-2.87	-0.30					
2009-01-01	INFY	Infosys ADR	D	-2.92	0.10					
2009-01-01	T	At&t	D	-2.88	1.90					
2009-01-01	SCHW	Charles Schwab	D	-2.90	-0.20					
2009-01-01	SII	Smith International	D	-2.96	0.20					
2009-01-01	SJM	Jm Smucker	D	-2.87	0.10					
2009-01-01	SLB	Schlumberger	D	-2.94	1.40					
2009-01-01	STI	Suntrust Banks	D	-2.92	0.00					
2009-01-01	SYY	Sysco	D	-2.89	1.80					
2009-01-01	UTHR	United Therapeutics	D	-2.91	-0.10					
2009-01-01	SWY	Safeway Inc	D	-2.88	1.50					
2009-01-01	TJX	Tjx Companies	D	-2.91	-0.10					
2009-01-01	TROW	T Rowe Price	D	-2.91	-0.20					
2009-01-01	AMZN	Amazon.com	D	-2.90	0.30					
2009-01-01	TXN	Texas Instruments	D	-2.92	-0.10					
2009-01-01	TXT	Textron	D	-2.97	0.00					

Date	Ticker	Name	R	SM	W (%)	Ticker	Name	R	SM	W (%)
2009-01-01	NYCB	New York Community Bancorp	D	-2.90	0.10					
2009-01-01	UNP	Union Pacific	D	-2.91	0.20					
2009-01-01	UTX	United Technologies	D	-2.88	2.20					
2009-01-01	VAR	Varian Medical Systems	D	-2.91	-0.10					
2009-01-01	VFC	Vf	D	-2.89	0.40					
2009-01-01	WEC	Wec Energy	D	-2.86	-0.00					
2009-01-01	WERN	Werner Enterprises	D	-2.89	-0.10					
2009-01-01	WFC	Wells Fargo	C	-1.88	2.70					
2009-01-01	X	United States Steel	D	-2.97	0.10					
2009-01-01	JNPR	Juniper Networks	D	-2.89	0.20					
2009-01-01	MRVL	Marvell Technology	D	-2.94	0.10					
2009-01-01	EOG	Eog Resources	D	-2.92	-0.50					
2009-01-01	NBR	Nabors Industries	D	-2.96	0.10					
2009-01-01	XLNX	Xilinx	D	-2.89	0.80					
2009-01-01	INTC	Intel	D	-2.90	-0.50					
2009-01-01	ESRX	Express Scripts	D	-2.88	-0.10					
2009-01-01	RE	Everest Re	D	-2.87	0.10					
2009-01-01	S	Sprint Nextel	D	-2.99	0.10					
2009-01-01	A	Agilent Technologies	D	-2.93	-0.20					
2009-01-01	CSCO	Cisco Systems	D	-2.90	3.40					
2009-01-01	CBS	Cbs	D	-2.96	-0.30					
2009-01-01	NKE	Nike	D	-2.87	0.40					
2009-01-01	GS	Goldman Sachs International	D	-2.92	1.80					
2009-01-01	IGT	Game Technology PLC	D	-2.96	0.70					
2009-01-01	CMA	Comerica	D	-2.92	0.10					
2009-01-01	MRO	Marathon Oil	D	-2.92	0.30					
2009-01-01	QCOM	Qualcomm	D	-2.89	1.40					
2009-01-01	PX	Praxair	D	-2.90	2.40					
2009-01-01	UNH	Unitedhealth	D	-2.92	0.20					
2009-01-01	KSS	Kohl's	D	-2.89	0.40					
2009-01-01	BBBY	Bed Bath & Beyond	D	-2.87	-0.10					
2009-01-01	EIX	Edison International	D	-2.90	0.30					
2009-01-01	CAH	Cardinal Health	D	-2.90	0.90					
2009-01-01	LH	Laboratory Corp Of America	D	-2.86	0.10					
2009-01-01	AGCO	Agco	D	-2.94	-0.10					
2009-01-01	UMBF	Umb Financial	C	-1.88	-0.10					
2009-01-01	PEP	Pepsico	D	-2.88	1.20					
2009-01-01	SYK	Stryker	D	-2.90	-0.20					
2009-01-01	DHI	D.r. Horton	D	-2.92	0.20					
2009-01-01		Berkshire Hathaway B	D	-2.88	0.30					
2009-01-01	MCK	Mckesson	D	-2.89	0.60					
2009-01-01	WYE	Wyeth	D	-2.87	0.60					
2009-01-01	TWX	Time Warner	D	-2.90	2.20					
2009-01-01	STJ	St Jude Medical Inc	D	-2.89	-0.30					
2009-01-01	MA	Mastercard	D	-2.93	0.20					
2009-01-01	NDAQ	Nasdaq	D	-2.89	-0.10					
2009-01-01	COST	Costco Wholesale	D	-2.88	-0.10					
2009-01-01	AAP	Advance Auto Parts	D	-2.87	0.80					
2009-01-01	NYT	New York Times	D	-2.94	-0.10					
2009-01-01	SNDK	Sandisk Corp	D	-2.95	0.10					
2009-01-01	AET	Aetna	D	-2.89	0.30					
2009-01-01	EL	Estee Lauder Companies	D	-2.90	0.10					
2009-01-01	AXS	Axis Capital	D	-2.87	0.10					
2009-01-01	NTAP	Netapp	D	-2.91	0.40					
2009-01-01	C	Citigroup	D	-2.95	0.50					
2009-01-01	ALXN	Alexion Pharmaceuticals	C	-1.87	0.10					
2009-01-01	AMP	Ameriprise Financial	D	-2.94	0.10					

Date	Ticker	Name	R	SM	W (%)	Ticker	Name	R	SM	W (%)
2009-01-01	HON	Honeywell International	D	-2.91	0.60					
2009-01-01	TGT	Target	D	-2.90	-0.10					
2009-01-01	PRU	Prudential Financial	D	-2.94	0.20					
2009-01-01	COV	Covidien	D	-2.89	0.80					
2009-01-01	VZ	Verizon Communications	D	-2.85	1.90					
2009-01-01	EXC	Exelon	D	-2.90	1.40					
2009-01-01	CVX	Chevron	D	-2.88	0.70					
2009-01-01	HPQ	Hp	D	-2.87	2.80					
2009-01-01	UPS	United Parcel Service	D	-2.87	-0.40					
2009-01-01	ABC	Amerisourcebergen	D	-2.86	-0.40					
2009-01-01	MHS	Medco Health Solutions	D	-2.86	0.40					
2009-01-01	RF	Regions Financial	D	-2.91	-0.00					
2009-01-01	MDLZ	Mondelez International	D	-2.87	1.00					
2009-01-01	FOXA	Twenty-first Century Fox	D	-2.93	1.00					
2009-01-01	GOOGL	Alphabet	D	-2.91	1.80					
2009-01-01	BHGE	Baker Hughes, A Ge	D	-2.94	0.10					
2009-02-02	AAPL	Apple	D	-2.92	1.20					
2009-02-02	FLR	Fluor	D	-2.94	0.10					
2009-02-02	RCL	Royal Caribbean Cruises	D	-2.98	0.10					
2009-02-02	MET	Metlife	D	-2.92	0.60					
2009-02-02	FE	Firstenergy	D	-2.90	0.80	PEG	Public Service Enterprise	B	1.21	0.80
2009-02-02	AEP	American Electric Power	D	-2.89	1.10	PNW	Pinnacle West Capital	B	1.20	1.10
2009-02-02	AFL	Aflac	D	-2.94	0.10					
2009-02-02	ROK	Rockwell Automation	D	-2.95	0.20					
2009-02-02	HES	Hess	D	-2.93	0.40					
2009-02-02	VLO	Valero Energy	D	-2.95	0.20					
2009-02-02	ALTR	Altera Corp.	D	-2.89	-0.20	TLAB	Tellabs	B	1.21	-0.20
2009-02-02	AMAT	Applied Materials	D	-2.92	0.60					
2009-02-02	DVN	Devon Energy	D	-2.92	0.40					
2009-02-02	APA	Apache	D	-2.92	1.70					
2009-02-02	APC	Anadarko Petroleum	D	-2.92	0.20					
2009-02-02	VMW	Vmware	D	-2.97	0.00					
2009-02-02	HME	Home Properties	D	-2.90	-0.20					
2009-02-02	SPLS	Staples	D	-2.90	1.70	APOL	Apollo Educat Grp	A	2.33	1.70
2009-02-02	ANTM	Anthem	D	-2.88	0.80	CEPH	Cephalon	A	2.23	0.80
2009-02-02	MSM	Msc Industrial Direct	D	-2.89	-0.10	BLL	Ball	B	1.23	-0.10
2009-02-02	AVP	Avon Products	D	-2.93	0.10					
2009-02-02	AXP	American Express	D	-2.94	0.30					
2009-02-02	BA	Boeing	D	-2.92	0.40					
2009-02-02	BAC	Bank Of America	D	-2.97	0.90					
2009-02-02	BBY	Best Buy	D	-2.90	-0.10					
2009-02-02	BCR	C R Bard	D	-2.86	0.10	MYL	Mylan N.V.	B	1.33	0.10
2009-02-02	BK	Bank Of New York Mellon	D	-2.91	0.60					
2009-02-02	CAT	Caterpillar	D	-2.94	0.80					
2009-02-02	CCL	Carnival	D	-2.93	0.50					
2009-02-02	CELG	Celgene	D	-2.88	1.20	HUM	Humana	B	1.27	1.20
2009-02-02	CHD	Church & Dwight	C	-1.86	-0.30	ADM	Archer Daniels Midland	B	1.30	-0.30
2009-02-02	CLX	Clorox	D	-2.87	-0.30	TAP	Molson Coors Brewing	B	1.19	-0.30
2009-02-02	CMS	Cms Energy	D	-2.87	0.40	PCG	Pg&e	B	1.19	0.40
2009-02-02	MON	Monsanto	D	-2.91	0.30					
2009-02-02	NYX	NYSE Euronext	D	-2.96	0.10					
2009-02-02	CSX	Csx	D	-2.93	1.00					
2009-02-02	COF	Capital One Financial	D	-2.95	0.20					
2009-02-02	CVS	Cvs Health	D	-2.90	1.50	FDO	Family Dollar Stores	A	2.29	1.50
2009-02-02	D	Dominion Resources	D	-2.87	-0.30	ED	Consolidated Edison	B	1.18	-0.30

Date	Ticker	Name	R	SM	W (%)	Ticker	Name	R	SM	W (%)
2009-02-02	DD	E.i. Du Pont De Nemours	D	-2.92	0.70					
2009-02-02	DE	Deere	D	-2.94	0.30					
2009-02-02	DHR	Danaher	D	-2.90	0.50	WM	Waste Management	B	1.20	0.50
2009-02-02	DIS	Walt Disney	D	-2.90	1.20					
2009-02-02	RIG	Transocean	D	-2.94	0.10					
2009-02-02	DOV	Dover	D	-2.91	-0.50					
2009-02-02	DOW	Dow Chemical	D	-2.95	0.10					
2009-02-02	DUK	Duke Energy	D	-2.87	0.20	EQT	Eq	B	1.25	0.20
2009-02-02	ECL	Ecolab	D	-2.89	0.40	NEM	Newmont Mining	B	1.30	0.40
2009-02-02	CME	Cme	D	-2.96	0.20					
2009-02-02	EMC	EMC Corp	D	-2.90	-0.10					
2009-02-02	EMR	Emerson Electric	D	-2.91	-0.30					
2009-02-02	ETN	Eaton	D	-2.93	-0.10					
2009-02-02	TRV	Travelers Companies	D	-2.86	0.30	SLM	Slm	B	1.35	0.30
2009-02-02	FCX	Freeport-mcmoran	D	-2.97	0.40					
2009-02-02	FMC	Fmc	D	-2.91	-0.00					
2009-02-02	FRX	Forest Laboratories	D	-2.89	-0.20	BIIB	Biogen	B	1.21	-0.20
2009-02-02	FUL	H B Fuller	D	-2.91	-0.00					
2009-02-02	FULT	Fulton Financial	D	-2.92	-0.10					
2009-02-02	GD	General Dynamics	D	-2.90	-0.50					
2009-02-02	GE	General Electric	D	-2.95	1.00					
2009-02-02	GENZ	Genzyme General	D	-2.86	-0.20	MHS	Medco Health Solutions	B	1.20	-0.20
2009-02-02	STT	State Street	D	-2.95	0.50					
2009-02-02	GLW	Corning	D	-2.94	1.70					
2009-02-02	ZBH	Zimmer Biomet	D	-2.92	0.40					
2009-02-02	GWV	Ww Grainger	D	-2.87	-0.10	PTV	Pactiv Corp	B	1.17	-0.10
2009-02-02	HCBK	Hudson City Bancorp	D	-2.90	-0.30					
2009-02-02	HAL	Halliburton	D	-2.95	0.50					
2009-02-02	HD	The Home Depot	D	-2.86	-0.20	DRI	Darden Restaurants	B	1.32	-0.20
2009-02-02	URBN	Urban Outfitters	D	-2.93	0.10					
2009-02-02	HTLD	Heartland Express	D	-2.86	-0.30	SHW	Sherwin-williams	B	1.14	-0.30
2009-02-02	KMX	Carmax	D	-2.94	0.00					
2009-02-02	IBM	IBM	D	-2.88	1.60					
2009-02-02	EMN	Eastman Chemical	D	-2.95	-0.10					
2009-02-02	MS	Morgan Stanley	D	-2.95	1.20					
2009-02-02	ITW	Illinois Tool Works	D	-2.90	-0.30					
2009-02-02	JCI	Johnson Controls	D	-2.94	0.80					
2009-02-02	AMTD	Td Ameritrade	D	-2.92	0.60					
2009-02-02	JNJ	Johnson & Johnson	D	-2.87	-0.80					
2009-02-02	KBH	Kb Home	D	-2.92	0.30					
2009-02-02	KEY	Keycorp	D	-2.91	0.30					
2009-02-02	KLAC	Kla-tencor	D	-2.93	0.30					
2009-02-02	KO	Coca-cola	D	-2.89	2.00	HSY	The Hershey	B	1.18	2.00
2009-02-02	LLY	Eli Lilly	D	-2.90	0.40					
2009-02-02	LOW	Lowe's Companies	D	-2.87	-0.10					
2009-02-02	LRCX	Lam Research	D	-2.92	0.60					
2009-02-02	MDT	Medtronic	D	-2.90	0.70					
2009-02-02	FII	Federated Investors	D	-2.93	-0.50					
2009-02-02		Minnesota Mng.& Mfg	D	-2.91	-0.40					
2009-02-02	MO	Altria	D	-2.89	0.90					
2009-02-02	MRK	Merck & Co	D	-2.92	1.30					
2009-02-02	MSFT	Microsoft	D	-2.91	3.90					
2009-02-02	NOC	Northrop Grumman	D	-2.91	0.80					
2009-02-02	NSC	Norfolk Southern	D	-2.92	3.20					
2009-02-02	NVLS	Novellus Systems	D	-2.92	0.10					
2009-02-02	ORCL	Oracle	D	-2.88	0.60					
2009-02-02	OXY	Occidental Petroleum	D	-2.91	1.30					
2009-02-02	PCAR	Paccar	D	-2.92	0.80					
2009-02-02	CB	Chubb	D	-2.89	0.70	FHN	First Horizon National	B	1.31	0.70
2009-02-02	PFE	Pfizer	D	-2.87	0.90					
2009-02-02	PG	Procter & Gamble	D	-2.88	2.60					
2009-02-02	PGR	Progressive	D	-2.90	-0.10					

Date	Ticker	Name	R	SM	W (%)	Ticker	Name	R	SM	W (%)
2009-02-02	PVH	Pvh	D	-2.93	0.10					
2009-02-02	RL	Ralph Lauren	D	-2.92	0.10					
2009-02-02	BXP	Boston Properties	D	-2.93	-0.20					
2009-02-02	RTN	Raytheon	D	-2.88	-0.30					
2009-02-02	INFY	Infosys Adr	D	-2.91	0.10					
2009-02-02	T	At&t	D	-2.90	1.50	QWST	Qwest Communications	B	1.25	1.50
2009-02-02	SCHW	Charles Schwab	D	-2.92	-0.20					
2009-02-02	SII	Smith International	D	-2.96	0.10					
2009-02-02	SLB	Schlumberger	D	-2.94	1.50					
2009-02-02	SYY	Sysco	D	-2.89	1.80					
2009-02-02	TIF	Tiffany	D	-2.94	-0.10					
2009-02-02	SWY	Safeway Inc	D	-2.89	1.60					
2009-02-02	TJX	Tjx Companies	D	-2.91	-0.10					
2009-02-02	TROW	T Rowe Price	D	-2.93	-0.20					
2009-02-02	AMZN	Amazon.com	D	-2.88	0.30					
2009-02-02	TXN	Texas Instruments	D	-2.92	-0.20					
2009-02-02	NYCB	Community Bancorp	D	-2.89	0.10	CINF	Cincinnati Financial	B	1.19	0.10
2009-02-02	UTX	United Technologies	D	-2.89	2.10					
2009-02-02	VAR	Varian Medical Systems	D	-2.91	-0.20					
2009-02-02	VFC	Vf	D	-2.89	0.50					
2009-02-02	WERN	Werner Enterprises	D	-2.91	-0.10					
2009-02-02	WFC	Wells Fargo	D	-2.92	1.80					
2009-02-02	WY	Weyerhaeuser	D	-2.93	-0.30					
2009-02-02	X	United States Steel	D	-2.98	0.10					
2009-02-02	JNPR	Juniper Networks	D	-2.91	0.20					
2009-02-02	MRVL	Marvell Technology	D	-2.93	0.10					
2009-02-02	EOG	Eog Resources	D	-2.92	-0.50					
2009-02-02	XLNX	Xilinx	D	-2.90	0.60					
2009-02-02	INTC	Intel	D	-2.91	-0.40					
2009-02-02	BSX	Boston Scientific	D	-2.89	0.10					
2009-02-02	LMT	Lockheed Martin	D	-2.89	0.20					
2009-02-02	S	Sprint Nextel	D	-2.98	0.10					
2009-02-02	A	Agilent Technologies	D	-2.92	-0.10					
2009-02-02	ATML	Atmel Corp	D	-2.88	0.10					
2009-02-02	CSCO	Cisco Systems	D	-2.91	3.20					
2009-02-02	CBS	Cbs	D	-2.97	-0.30					
2009-02-02	NKE	Nike	D	-2.89	0.40					
2009-02-02	GS	Goldman Sachs International	D	-2.93	2.40					
2009-02-02	IGT	Game Technology PLC	D	-2.96	0.70					
2009-02-02	CMA	Comerica	D	-2.93	0.00					
2009-02-02	MRO	Marathon Oil	D	-2.92	0.40					
2009-02-02	QCOM	Qualcomm	D	-2.90	1.50					
2009-02-02	PX	Praxair	D	-2.90	2.20					
2009-02-02	KSS	Kohl's	D	-2.88	0.40					
2009-02-02	BBBY	Bed Bath & Beyond	D	-2.89	-0.10					
2009-02-02	EIX	Edison International	D	-2.90	0.40					
2009-02-02	CAH	Cardinal Health	D	-2.89	0.90					
2009-02-02	LH	Laboratory Corp Of America	D	-2.87	0.10					
2009-02-02	AGCO	Agco	D	-2.95	-0.10					
2009-02-02	UMBF	Umb Financial	C	-1.91	-0.10					
2009-02-02	PEP	Pepsico	D	-2.89	1.20					
2009-02-02	VIAB	Viacom	D	-2.95	-0.10					
2009-02-02	SYK	Stryker	D	-2.90	-0.20					
2009-02-02	DHI	D.r. Horton	D	-2.93	0.20					
2009-02-02		Berkshire Hathaway B	D	-2.89	0.30					
2009-02-02	MCK	Mckesson	D	-2.87	0.70					
2009-02-02	TWX	Time Warner	D	-2.91	2.00					
2009-02-02	STJ	St Jude Medical Inc	D	-2.87	-0.30					
2009-02-02	MA	Mastercard	D	-2.93	0.30					
2009-02-02	COST	Costco Wholesale	D	-2.90	-0.10					

Date	Ticker	Name	R	SM	W (%)	Ticker	Name	R	SM	W (%)
2009-02-02	AAP	Advance Auto Parts	D	-2.88	0.80					
2009-02-02	NYT	New York Times	D	-2.96	-0.00					
2009-02-02	SNDK	Sandisk Corp	D	-2.94	0.10					
2009-02-02	AET	Aetna	D	-2.88	0.40					
2009-02-02	AXS	Axis Capital	D	-2.88	0.10					
2009-02-02	NTAP	Netapp	D	-2.91	0.50					
2009-02-02	ALXN	Alexion Pharmaceuticals	C	-1.87	0.10					
2009-02-02	AMP	Ameriprise Financial	D	-2.95	0.10					
2009-02-02	HON	Honeywell International	D	-2.92	0.60					
2009-02-02	ANF	Abercrombie & Fitch	D	-2.96	0.20					
2009-02-02	PRU	Prudential Financial	D	-2.95	0.20					
2009-02-02	COV	Covidien	D	-2.89	0.50					
2009-02-02	EXC	Exelon	D	-2.90	1.50					
2009-02-02	CVX	Chevron	D	-2.89	0.90	TSO	Tesoro	B	1.40	0.90
2009-02-02	HPQ	Hp	D	-2.88	2.90					
2009-02-02	UPS	United Parcel Service	D	-2.90	-0.30					
2009-02-02	RF	Regions Financial	D	-2.97	-0.00					
2009-02-02	MDLZ	Mondelez International	D	-2.87	1.00					
2009-02-02	FOXA	Twenty-first Century Fox	D	-2.95	0.40					
2009-02-02	GOOGL	Alphabet	D	-2.90	2.50					
2009-03-02	AAPL	Apple	D	-2.92	1.40					
2009-03-02	FLR	Fluor	D	-2.95	0.10					
2009-03-02	RCL	Royal Caribbean Cruises	D	-2.98	0.10					
2009-03-02	MET	Metlife	D	-2.96	0.30					
2009-03-02	FE	Firstenergy	D	-2.92	0.80					
2009-03-02	AFL	Aflac	D	-2.96	0.10					
2009-03-02	HES	Hess	D	-2.94	0.50					
2009-03-02	ALTR	Altera Corp.	D	-2.90	-0.20	AKAM	Akamai Technologies	B	1.29	-0.20
2009-03-02	DVN	Devon Energy	D	-2.95	0.30					
2009-03-02	AON	Aon	D	-2.87	-0.20	NTRS	Northern Trust	B	1.24	-0.20
2009-03-02	APA	Apache	D	-2.94	1.20					
2009-03-02	VMW	Vmware	D	-2.97	0.00					
2009-03-02	HME	Home Properties	D	-2.93	-0.20					
2009-03-02	SPLS	Staples	D	-2.90	2.00					
2009-03-02	MSM	Msc Industrial Direct	D	-2.91	-0.10					
2009-03-02	AVP	Avon Products	D	-2.94	0.10					
2009-03-02	AXP	American Express	D	-2.96	0.20					
2009-03-02	BA	Boeing	D	-2.94	0.40					
2009-03-02	BAC	Bank Of America	D	-2.98	0.60					
2009-03-02	BK	Bank Of New York Mellon	D	-2.93	0.60					
2009-03-02	CAT	Caterpillar	D	-2.96	0.70					
2009-03-02	CBE	Cooper Industries	D	-2.93	-0.10					
2009-03-02	CCL	Carnival	D	-2.93	0.50					
2009-03-02	CELG	Celgene	D	-2.91	1.10					
2009-03-02	CHD	Church & Dwight	D	-2.88	-0.30	ADM	Archer Daniels Midland	A	2.28	-0.30
2009-03-02	CLX	Clorox	D	-2.88	-0.20	TAP	Molson Coors Brewing	B	1.17	-0.20
2009-03-02	MON	Monsanto	D	-2.92	0.40					
2009-03-02	CSX	Csx	D	-2.94	0.90					
2009-03-02	COF	Capital One Financial	D	-2.97	0.10					
2009-03-02	CVS	Cvs Health	D	-2.90	1.70					
2009-03-02	OMG	OM Group	D	-2.96	-0.00					
2009-03-02	D	Dominion Resources	D	-2.90	-0.30					
2009-03-02	DD	E.i. Du Pont De Nemours	D	-2.94	0.40					
2009-03-02	DE	Deere	D	-2.96	0.60					
2009-03-02	DHR	Danaher	D	-2.91	0.50					
2009-03-02	DIS	Walt Disney	D	-2.92	1.50					

Date	Ticker	Name	R	SM	W (%)	Ticker	Name	R	SM	W (%)
2009-03-02	RIG	Transocean	D	-2.94	0.10					
2009-03-02	DOV	Dover	D	-2.93	-0.50					
2009-03-02	MCHP	Microchip Technology	D	-2.92	-0.20					
2009-03-02	DUK	Duke Energy	D	-2.88	0.20	PNW	Pinnacle West Capital	A	2.15	0.20
2009-03-02	ECL	Ecolab	D	-2.90	0.50	ROH	Rohm & Haas	A	2.20	0.50
2009-03-02	CME	Cme	D	-2.96	0.20					
2009-03-02	ED	Consolidated Edison	D	-2.86	-0.10	STR	Questar Corp	B	1.20	-0.10
2009-03-02	EMR	Emerson Electric	D	-2.93	-0.20					
2009-03-02	ETN	Eaton	D	-2.94	-0.10					
2009-03-02	FCX	Freeport-mcmoran	D	-2.96	1.00					
2009-03-02	FULT	Fulton Financial	D	-2.93	-0.00					
2009-03-02	GD	General Dynamics	D	-2.93	-0.40					
2009-03-02	GE	General Electric	D	-2.97	0.60					
2009-03-02	GENZ	Genzyme General	D	-2.87	-0.20	CEPH	Cephalon	A	2.18	-0.20
2009-03-02	STT	State Street	D	-2.95	0.40					
2009-03-02	GLW	Corning	D	-2.94	1.90					
2009-03-02	ZBH	Zimmer Biomet	D	-2.92	0.50					
2009-03-02	GWW	Ww Grainger	D	-2.89	-0.10	BLL	Ball	B	1.23	-0.10
2009-03-02	HCBK	Hudson City Bancorp	D	-2.92	-0.20					
2009-03-02	HAL	Halliburton	D	-2.95	0.80					
2009-03-02	CHK	Chesapeake Energy	D	-2.97	0.30					
2009-03-02	HTLD	Heartland Express	D	-2.87	-0.30		Fidelity National Information Services	B	1.23	-0.30
2009-03-02	KMX	Carmax	D	-2.93	0.10					
2009-03-02	EMN	Eastman Chemical	D	-2.96	-0.10					
2009-03-02	ITW	Illinois Tool Works	D	-2.92	-0.30					
2009-03-02	JCI	Johnson Controls	D	-2.95	0.80					
2009-03-02	AMTD	Td Ameritrade	D	-2.92	0.70					
2009-03-02	JNJ	Johnson & Johnson	D	-2.89	-0.80	MYL	Mylan N.V.	B	1.34	-0.80
2009-03-02	KBH	Kb Home	D	-2.94	0.40					
2009-03-02	KEY	Keycorp	D	-2.92	0.30					
2009-03-02	KLAC	Kla-tencor	D	-2.94	0.30					
2009-03-02	KO	Coca-cola	D	-2.90	2.20	AN	Autonation	B	1.39	2.20
2009-03-02	LLTC	Linear Technology	D	-2.91	-0.10					
2009-03-02	LLY	Eli Lilly	D	-2.92	0.00					
2009-03-02	LOW	Lowe's Companies	D	-2.89	-0.10	FDO	Family Dollar Stores	A	2.29	-0.10
2009-03-02	LRCX	Lam Research	D	-2.93	0.80					
2009-03-02	MDT	Medtronic	D	-2.92	0.70					
2009-03-02	FII	Federated Investors	D	-2.93	-0.50					
2009-03-02		Minnesota Mng.& Mfg	D	-2.93	-0.40					
2009-03-02	MO	Altria	D	-2.90	1.10	DRI	Darden Restaurants	B	1.32	1.10
2009-03-02	MRK	Merck & Co	D	-2.94	1.30					
2009-03-02	MSFT	Microsoft	D	-2.92	3.20					
2009-03-02	MXIM	Maxim Integrated Products	D	-2.92	-0.10					
2009-03-02	NOC	Northrop Grumman	D	-2.93	0.60					
2009-03-02	NSC	Norfolk Southern	D	-2.93	3.10					
2009-03-02	NVLS	Novellus Systems	D	-2.93	0.10					
2009-03-02	ORCL	Oracle	D	-2.89	0.70	CSC	Computer Sciences	B	1.23	0.70
2009-03-02	ISIL	Intersil	D	-2.95	0.20					
2009-03-02	OXY	Occidental Petroleum	D	-2.92	1.40					
2009-03-02	PCAR	Paccar	D	-2.93	0.80					
2009-03-02	CB	Chubb	D	-2.91	0.70					
2009-03-02	PFE	Pfizer	D	-2.90	2.80	LIFE	Life Technologies	B	1.22	2.80
2009-03-02	PG	Procter & Gamble	D	-2.89	2.70	NEM	Newmont Mining	B	1.29	2.70
2009-03-02	PGR	Progressive	D	-2.91	-0.10					
2009-03-02	PNC	Pnc Financial Services	D	-2.95	0.30					
2009-03-02	PVH	Pvh	D	-2.94	0.10					
2009-03-02	RL	Ralph Lauren	D	-2.93	0.00					
2009-03-02	BXP	Boston Properties	D	-2.95	-0.20					
2009-03-02	OMC	Omnicom	D	-2.92	-0.10					

Date	Ticker	Name	R	SM	W (%)	Ticker	Name	R	SM	W (%)
2009-03-02	RTN	Raytheon	D	-2.91	-0.30					
2009-03-02	INFY	Infosys Adr	D	-2.92	0.10					
2009-03-02	T	At&t	D	-2.91	2.10					
2009-03-02	SCHW	Charles Schwab	D	-2.92	-0.20					
2009-03-02	SII	Smith International	D	-2.96	0.10					
2009-03-02	SLB	Schlumberger	D	-2.95	2.10					
2009-03-02	LAZ	Lazard	D	-2.91	-0.10					
2009-03-02	SO	Southern	D	-2.87	-0.60	PEG	Public Service Enterprise	B	1.18	-0.60
2009-03-02	LSI	LSI	D	-2.95	0.00					
2009-03-02	SYU	Sysco	D	-2.90	1.90					
2009-03-02	TIF	Tiffany	D	-2.95	-0.10					
2009-03-02	SWY	Safeway Inc	D	-2.91	1.60					
2009-03-02	TJX	Tjx Companies	D	-2.90	-0.20					
2009-03-02	TOL	Toll Brothers	D	-2.89	-0.20	SVU	Supervalu	B	1.28	-0.20
2009-03-02	TROW	T Rowe Price	D	-2.94	-0.20					
2009-03-02	TXN	Texas Instruments	D	-2.93	-0.40					
2009-03-02	UTX	United Technologies	D	-2.91	2.10					
2009-03-02	VAR	Varian Medical Systems	D	-2.93	-0.20					
2009-03-02	VFC	Vf	D	-2.90	0.50	BBY	Best Buy	B	1.26	0.50
2009-03-02	WERN	Werner Enterprises	D	-2.92	-0.20					
2009-03-02	WFC	Wells Fargo	D	-2.95	1.40					
2009-03-02	WMT	Wal-mart Stores	D	-2.87	1.70	APOL	Apollo Educat Grp	A	2.27	1.70
2009-03-02	WY	Weyerhaeuser	D	-2.94	-0.50					
2009-03-02	X	United States Steel	D	-2.99	0.10					
2009-03-02	JNPR	Juniper Networks	D	-2.92	0.20					
2009-03-02	BBT	Bb&t	D	-2.93	0.10					
2009-03-02	XLNX	Xilinx	D	-2.90	0.80					
2009-03-02	PCL	Plum Creek Timber Co	D	-2.93	-0.10					
2009-03-02	S	Sprint Nextel	D	-2.98	0.20					
2009-03-02	A	Agilent Technologies	D	-2.94	-0.10					
2009-03-02	ATML	Atmel Corp	D	-2.86	0.10	SYMC	Symantec	B	1.22	0.10
2009-03-02	CSCO	Cisco Systems	D	-2.91	3.60					
2009-03-02	CBS	Cbs	D	-2.98	-0.10					
2009-03-02	NKE	Nike	D	-2.90	0.40					
2009-03-02	GS	Goldman Sachs International	D	-2.92	2.30					
2009-03-02	IGT	Game Technology PLC	D	-2.97	0.60					
2009-03-02	CMA	Comerica	D	-2.94	0.00					
2009-03-02	MRO	Marathon Oil	D	-2.94	0.20					
2009-03-02	QCOM	Qualcomm	D	-2.90	1.60					
2009-03-02	PX	Praxair	D	-2.91	2.20					
2009-03-02	BBBY	Bed Bath & Beyond	D	-2.90	-0.10	HRB	H.& R.block	A	2.20	-0.10
2009-03-02	EIX	Edison International	D	-2.92	0.40					
2009-03-02	CAH	Cardinal Health	D	-2.91	0.80					
2009-03-02	LH	Laboratory Corp Of America	D	-2.88	0.10	MIL	Millipore	B	1.19	0.10
2009-03-02	AGCO	Agco	D	-2.96	-0.10					
2009-03-02	UMBF	Umb Financial	C	-1.91	-0.10	SLM	Slm	B	1.11	-0.10
2009-03-02	PEP	Pepsico	D	-2.89	1.20	QWST	Qwest Communications	B	1.25	1.20
2009-03-02	VIAB	Viacom	D	-2.95	-0.10					
2009-03-02	SYK	Stryker	D	-2.92	-0.20					
2009-03-02	STJ	St Jude Medical Inc	D	-2.89	-0.30	BIIB	Biogen	B	1.19	-0.30
2009-03-02	MA	Mastercard	D	-2.92	0.30					
2009-03-02	COST	Costco Wholesale	D	-2.91	-0.20					
2009-03-02	NYT	New York Times	D	-2.97	-0.00					
2009-03-02	SNDK	Sandisk Corp	D	-2.96	0.20					
2009-03-02	AXS	Axis Capital	D	-2.90	0.10					
2009-03-02	ALXN	Alexion Pharmaceuticals	C	-1.89	0.10	MHS	Medco Health Solutions	B	1.17	0.10
2009-03-02	AMP	Ameriprise Financial	D	-2.96	0.10					
2009-03-02	XOM	Exxon Mobil	D	-2.87	4.80	TSO	Tesoro	B	1.33	4.80
2009-03-02	HON	Honeywell International	D	-2.93	0.50					

Date	Ticker	Name	R	SM	W (%)	Ticker	Name	R	SM	W (%)
2009-03-02	ANF	Abercrombie & Fitch	D	-2.96	0.20					
2009-03-02	PRU	Prudential Financial	D	-2.97	0.10					
2009-03-02	COV	Covidien	D	-2.91	0.50					
2009-03-02	ACGL	Arch Capital	D	-2.88	0.10	WFM	Whole Foods Market	B	1.24	0.10
2009-03-02	CVX	Chevron	D	-2.91	1.20					
2009-03-02	HPQ	Hp	D	-2.90	3.10	BMC	BMC Software	B	1.22	3.10
2009-03-02	UPS	United Parcel Service	D	-2.91	-0.30					
2009-03-02	MDLZ	Mondelez International	D	-2.89	0.50	CCE	Coca-Cola Enterprises	B	1.23	0.50
2009-03-02	FOXA	Twenty-first Century Fox	D	-2.96	0.10					
2009-03-02	BHGE	Baker Hughes, A Ge	D	-2.95	-0.30					
2009-04-01	FLR	Fluor	D	-2.94	0.10					
2009-04-01	ADBE	Adobe Systems	D	-2.92	0.10					
2009-04-01	RCL	Royal Caribbean Cruises	D	-2.97	0.10					
2009-04-01	ADI	Analog Devices	D	-2.91	-0.30					
2009-04-01	MET	Metlife	D	-2.94	0.40					
2009-04-01	FE	Firstenergy	D	-2.92	0.20					
2009-04-01	AEP	American Electric Power	D	-2.87	0.60	PNW	Pinnacle West Capital	A	2.16	0.60
2009-04-01	AFL	Aflac	D	-2.95	0.10					
2009-04-01	ROK	Rockwell Automation	D	-2.95	0.20					
2009-04-01	DVN	Devon Energy	D	-2.94	0.50					
2009-04-01	AON	Aon	D	-2.85	-0.20	NTRS	Northern Trust	B	1.28	-0.20
2009-04-01	APA	Apache	D	-2.92	1.30					
2009-04-01	HME	Home Properties	D	-2.92	-0.10					
2009-04-01	MSM	Msc Industrial Direct	D	-2.90	-0.10					
2009-04-01	AVP	Avon Products	D	-2.93	0.10					
2009-04-01	AXP	American Express	D	-2.95	0.40					
2009-04-01	BA	Boeing	D	-2.93	0.40					
2009-04-01	BAC	Bank Of America	D	-2.97	0.90					
2009-04-01	BAX	Baxter International	D	-2.88	0.20	MYL	Mylan N.V.	A	2.39	0.20
2009-04-01	BDX	Becton Dickinson	D	-2.87	-0.30	AGN	Allergan	B	1.27	-0.30
2009-04-01	BK	Bank Of New York Mellon	D	-2.91	0.90					
2009-04-01	CAT	Caterpillar	D	-2.94	0.90					
2009-04-01	CBE	Cooper Industries	D	-2.91	-0.10					
2009-04-01	CCL	Carnival	D	-2.91	0.60					
2009-04-01	CELG	Celgene	D	-2.92	0.60					
2009-04-01	CL	Colgate-palmolive	D	-2.88	-0.50	ADM	Archer Daniels Midland	A	2.31	-0.50
2009-04-01	CLX	Clorox	D	-2.86	-0.20	TSN	Tyson Foods	B	1.37	-0.20
2009-04-01	CM-CSA	Comcast	D	-2.90	-0.30	DRI	Darden Restaurants	A	2.43	-0.30
2009-04-01	CSX	Csx	D	-2.94	0.90					
2009-04-01	COF	Capital One Financial	D	-2.96	0.20					
2009-04-01	CVS	Cvs Health	D	-2.89	1.30	FDO	Family Dollar Stores	A	2.35	1.30
2009-04-01	D	Dominion Resources	D	-2.89	-0.30	CMS	Cms Energy	B	1.23	-0.30
2009-04-01	DD	E.i. Du Pont De Nemours	D	-2.92	0.50					
2009-04-01	DE	Deere	D	-2.94	0.80					
2009-04-01	XTO	XTO Energy Inc	D	-2.87	-0.20	TSO	Tesoro	B	1.33	-0.20
2009-04-01	DIS	Walt Disney	D	-2.91	1.30					
2009-04-01	RIG	Transocean	D	-2.94	0.10					
2009-04-01	DOV	Dover	D	-2.92	-0.50					
2009-04-01	EMR	Emerson Electric	D	-2.92	0.30					
2009-04-01	ETN	Eaton	D	-2.94	-0.10					
2009-04-01	FULT	Fulton Financial	D	-2.92	-0.00					
2009-04-01	GD	General Dynamics	D	-2.93	-0.40					
2009-04-01	GE	General Electric	D	-2.96	0.50					
2009-04-01	GENZ	Genzyme General	D	-2.87	-0.10	LIFE	Life Technologies	B	1.25	-0.10
2009-04-01	STT	State Street	D	-2.93	0.40					
2009-04-01	ZBH	Zimmer Biomet	D	-2.92	0.80					

Date	Ticker	Name	R	SM	W (%)	Ticker	Name	R	SM	W (%)
2009-04-01	GWV	Ww Grainger	D	-2.87	-0.10	CVG	Convergys	B	1.34	-0.10
2009-04-01	HCBK	Hudson City Bancorp	D	-2.90	-0.10					
2009-04-01	HAL	Halliburton	D	-2.95	1.10					
2009-04-01	ITW	Illinois Tool Works	D	-2.91	-0.20					
2009-04-01	JCI	Johnson Controls	D	-2.93	1.10					
2009-04-01	AMTD	Td Ameritrade	D	-2.90	0.70					
2009-04-01	JNJ	Johnson & Johnson	D	-2.88	0.30	HSP	Hospira	B	1.24	0.30
2009-04-01	KBH	Kb Home	D	-2.91	0.80					
2009-04-01	KEY	Keycorp	D	-2.90	0.30	FHN	First Horizon National	B	1.24	0.30
2009-04-01	KLAC	Kla-tencor	D	-2.93	0.30					
2009-04-01	KO	Coca-cola	D	-2.89	2.10	HRL	Hormel Foods	B	1.21	2.10
2009-04-01	DGX	Quest Diagnostics	C	-1.85	-0.10	BIIB	Biogen	B	1.22	-0.10
2009-04-01	LLTC	Linear Technology	D	-2.90	-0.10	JAVA	Sun Microsystems	B	1.47	-0.10
2009-04-01	MCD	McDonald's	D	-2.86	-0.30	AN	Autonation	B	1.55	-0.30
2009-04-01	MDT	Medtronic	D	-2.91	0.70					
2009-04-01	FII	Federated Investors	D	-2.92	-0.50					
2009-04-01		Minnesota Mng.& Mfg	D	-2.91	-0.40					
2009-04-01	MRK	Merck & Co	D	-2.93	2.00					
2009-04-01	MSFT	Microsoft	D	-2.90	3.60	MU	Micron Technology	B	1.41	3.60
2009-04-01	NOC	Northrop Grumman	D	-2.91	0.60					
2009-04-01	NSC	Norfolk Southern	D	-2.92	2.80					
2009-04-01	OLN	Olin	D	-2.92	-0.10					
2009-04-01	OXY	Occidental Petroleum	D	-2.90	1.30					
2009-04-01	COP	Conocophillips	D	-2.93	1.00					
2009-04-01	PAYX	Paychex	D	-2.88	0.40	MWV	MeadWestvaco	B	1.26	0.40
2009-04-01	PCAR	Paccar	D	-2.92	0.70					
2009-04-01	CB	Chubb	D	-2.90	0.80	MCO	Moody's	B	1.23	0.80
2009-04-01	PFE	Pfizer	D	-2.88	2.80	MIL	Millipore	B	1.22	2.80
2009-04-01	PG	Procter & Gamble	D	-2.89	2.60	CAG	Conagra Brands	B	1.20	2.60
2009-04-01	PGR	Progressive	D	-2.89	-0.10	PBCT	People's United Financial	B	1.18	-0.10
2009-04-01	PNC	Pnc Financial Services	D	-2.94	0.30					
2009-04-01	RL	Ralph Lauren	D	-2.91	0.10					
2009-04-01	BXP	Boston Properties	D	-2.94	-0.10					
2009-04-01	RTN	Raytheon	D	-2.90	-0.30					
2009-04-01	T	At&t	D	-2.89	2.00	QWST	Qwest Communications	B	1.29	2.00
2009-04-01	SCHW	Charles Schwab	D	-2.90	-0.20					
2009-04-01	SII	Smith International	D	-2.96	0.10					
2009-04-01	SLB	Schlumberger	D	-2.94	1.80					
2009-04-01	SO	Southern	D	-2.86	-0.40	SRE	Sempra Energy	B	1.21	-0.40
2009-04-01	LSI	LSI	D	-2.93	0.20					
2009-04-01	TIF	Tiffany	D	-2.94	-0.10					
2009-04-01	SWY	Safeway Inc	D	-2.89	1.60	BBY	Best Buy	B	1.37	1.60
2009-04-01	TOL	Toll Brothers	D	-2.84	-0.30	HSY	The Hershey	B	1.19	-0.30
2009-04-01	TROW	T Rowe Price	D	-2.93	-0.20					
2009-04-01	UTX	United Technologies	D	-2.90	2.10					
2009-04-01	VAR	Varian Medical Systems	D	-2.92	-0.10					
2009-04-01	WERN	Werner Enterprises	D	-2.90	-0.20					
2009-04-01	WFC	Wells Fargo	D	-2.94	1.40					
2009-04-01	WMT	Wal-mart Stores	D	-2.86	1.80	WFM	Whole Foods Market	B	1.36	1.80
2009-04-01	WY	Weyerhaeuser	D	-2.92	-0.50					
2009-04-01	TPR	Tapestry	D	-2.92	0.00					
2009-04-01	JNPR	Juniper Networks	D	-2.90	0.70					
2009-04-01	BBT	Bb&t	D	-2.93	0.10					
2009-04-01	EOG	Eog Resources	D	-2.93	0.10					
2009-04-01	ETR	Entergy	D	-2.91	0.30					
2009-04-01	PCL	Plum Creek Timber Co	D	-2.91	-0.10					
2009-04-01	A	Agilent Technologies	D	-2.93	-0.10					
2009-04-01	CSCO	Cisco Systems	D	-2.89	3.40	AKAM	Akamai Technologies	B	1.36	3.40

Date	Ticker	Name	R	SM	W (%)	Ticker	Name	R	SM	W (%)
2009-04-01	EBAY	Ebay	D	-2.93	-0.30					
2009-04-01	CBS	Cbs	D	-2.98	-0.20					
2009-04-01	NKE	Nike	D	-2.88	0.40	LO	Lorillard	B	1.19	0.40
2009-04-01	IGT	Game Technology PLC	D	-2.97	0.60					
2009-04-01	CMA	Comerica	D	-2.92	0.00					
2009-04-01	CEPH	Cephalon	C	-1.86	-0.20	TMO	Thermo Fisher Scientific	B	1.20	-0.20
2009-04-01	PX	Praxair	D	-2.88	2.20	NEM	Newmont Mining	A	2.37	2.20
2009-04-01	EIX	Edison International	D	-2.91	0.40					
2009-04-01	CAH	Cardinal Health Laboratory Corp Of America	D	-2.91	0.70	MHS	Medco Health Solutions	B	1.19	0.10
2009-04-01	AGCO	Agco	D	-2.95	-0.10	ROH	Rohm & Haas	A	2.29	-0.10
2009-04-01	UMBF	Umb Financial	D	-2.90	-0.10	MKC	Mccormick	B	1.17	1.50
2009-04-01	PEP	Pepsico	D	-2.88	1.50					
2009-04-01	VIAB	Viacom	D	-2.93	-0.10					
2009-04-01	SYK	Stryker	D	-2.92	-0.30					
2009-04-01	COST	Costco Wholesale	D	-2.90	-0.20	ANF	Abercrombie & Fitch	B	1.29	-0.20
2009-04-01	NYT	New York Times	D	-2.96	-0.00					
2009-04-01	AXS	Axis Capital	D	-2.89	0.10	CF	Cf Industries	B	1.31	0.10
2009-04-01	AMP	Ameriprise Financial	D	-2.95	0.10					
2009-04-01	XOM	Exxon Mobil	D	-2.86	4.20	NBL	Noble Energy	B	1.28	4.20
2009-04-01	HON	Honeywell International	D	-2.92	0.20					
2009-04-01	PRU	Prudential Financial	D	-2.96	0.30					
2009-04-01	COV	Covidien	D	-2.90	0.40					
2009-04-01	VZ	Verizon Communications	D	-2.85	1.40	EQ	Embarq	B	1.25	1.40
2009-04-01	ACGL	Arch Capital	D	-2.87	0.10	CCE	Coca-Cola Enterprises	B	1.29	0.10
2009-04-01	PM	Philip Morris International	D	-2.89	0.70	IPG	Interpublic Group Of Companies	B	1.28	0.70
2009-04-01	ADP	Automatic Data Processing	D	-2.85	-0.10	BLL	Ball	B	1.26	-0.10
2009-04-01	CVX	Chevron	D	-2.89	1.70	NOV	National Oilwell Varco	B	1.27	1.70
2009-04-01	HPQ	Hp	D	-2.88	4.40	NVDA	Nvidia	B	1.29	4.40
2009-04-01	UPS	United Parcel Service	D	-2.88	-0.40	APH	Amphenol	B	1.26	-0.40
2009-04-01	MDLZ	Mondelez International	D	-2.89	0.30	AMD	Advanced Micro Devices	B	1.28	0.30
2009-04-01	FOXA	Twenty-first Century Fox	D	-2.95	0.10					
2009-04-01	BHGE	Baker Hughes, A Ge	D	-2.95	-0.30					
2009-05-01	AMB	Prologis	D	-2.95	0.10					
2009-05-01	ABT	Abbott Laboratories	D	-2.88	2.10	MYL	Mylan N.V.	A	2.38	2.10
2009-05-01	FLR	Fluor	D	-2.94	0.10					
2009-05-01	ADI	Analog Devices	D	-2.90	-0.40					
2009-05-01	MET	Metlife	D	-2.93	0.20					
2009-05-01	FE	Firstenergy	D	-2.92	0.20					
2009-05-01	AEP	American Electric Power	D	-2.86	0.60	CMS	Cms Energy	A	2.23	0.60
2009-05-01	AFL	Aflac	D	-2.92	0.10					
2009-05-01	VLO	Valero Energy	D	-2.86	0.10	DNR	Denbury Resources	A	2.50	0.10
2009-05-01	DVN	Devon Energy	D	-2.93	1.10					
2009-05-01	AON	Aon	D	-2.86	-0.30	IRM	Iron Mountain	A	2.28	-0.30
2009-05-01	APA	Apache	D	-2.91	1.40					
2009-05-01	HME	Home Properties	D	-2.90	-0.20					
2009-05-01	BA	Boeing	D	-2.92	0.30					
2009-05-01	BAC	Bank Of America	D	-2.96	1.10					
2009-05-01	BAX	Baxter International	D	-2.89	1.00	LIFE	Life Technologies	A	2.29	1.00
2009-05-01	BCR	C R Bard	D	-2.86	0.10	AGN	Allergan	A	2.25	0.10
2009-05-01	BDX	Becton Dickinson	D	-2.88	-0.40	BIIB	Biogen	A	2.20	-0.40
2009-05-01	CAT	Caterpillar	D	-2.93	0.80					
2009-05-01	CELG	Celgene	D	-2.91	0.70					
2009-05-01	CL	Colgate-palmolive	D	-2.87	-0.50	F	Ford Motor	A	2.75	-0.50

Date	Ticker	Name	R	SM	W (%)	Ticker	Name	R	SM	W (%)
2009-05-01	CSX	Csx	D	-2.93	0.90					
2009-05-01	COF	Capital One Financial	D	-2.95	0.20					
2009-05-01	D	Dominion Resources	D	-2.89	-0.20	SRE	Sempra Energy	A	2.21	-0.20
2009-05-01	DE	Deere	D	-2.92	1.00					
2009-05-01	XTO	XTO Energy Inc	D	-2.85	-0.40	TSO	Tesoro	A	2.39	-0.40
2009-05-01	DIS	Walt Disney	D	-2.89	1.40	AN	Autonation	A	2.69	1.40
2009-05-01	DOV	Dover	D	-2.90	-0.80					
2009-05-01	DOW	Dow Chemical	D	-2.93	0.80					
2009-05-01	ED	Consolidated Edison	D	-2.84	0.50	NI	Nisource	B	1.24	0.50
2009-05-01	EMR	Emerson Electric	D	-2.90	0.40	GR	Goodrich	A	2.28	0.40
2009-05-01	FRX	Forest Laboratories	D	-2.86	-0.20	THC	Tenet Healthcare	B	1.44	-0.20
2009-05-01	GE	General Electric	D	-2.94	0.60					
2009-05-01	GENZ	Genzyme General	D	-2.88	-0.10	ISRG	Intuitive Surgical	B	1.28	-0.10
2009-05-01	STT	State Street	D	-2.92	0.70					
2009-05-01	HCBK	Hudson City Bancorp	D	-2.90	-0.10					
2009-05-01	HAL	Halliburton	D	-2.94	1.30					
2009-05-01	HCN	Welltower	D	-2.90	0.30	FHN	First Horizon National	A	2.24	0.30
2009-05-01	ITW	Illinois Tool Works	D	-2.90	-0.40					
2009-05-01	AMTD	Td Ameritrade	D	-2.89	0.50					
2009-05-01	JNJ	Johnson & Johnson	D	-2.88	0.50	PBCT	Fidelity National Information Services	A	2.24	-0.40
2009-05-01	KLAC	Kla-tencor	D	-2.90	0.40					
2009-05-01	KO	Coca-cola	D	-2.89	1.80					
2009-05-01	LLTC	Linear Technology	D	-2.90	-0.50					
2009-05-01	LLY	Eli Lilly	D	-2.91	-0.70					
2009-05-01	LNC	Lincoln National	D	-2.97	-0.00					
2009-05-01	MCD	Mcdonald's	D	-2.87	-0.20	DRI	Darden Restaurants	A	2.44	-0.20
2009-05-01		Minnesota Mng.& Mfg	D	-2.90	-0.40	CTAS	Cintas	A	2.24	-0.40
2009-05-01	MRK	Merck & Co	D	-2.93	1.80					
2009-05-01	NOC	Northrop Grumman	D	-2.90	0.20					
2009-05-01	NSC	Norfolk Southern	D	-2.92	2.20					
2009-05-01	OLN	Olin	D	-2.93	-0.00					
2009-05-01	OXY	Occidental Petroleum	D	-2.90	1.80					
2009-05-01	COP	Conocophillips	D	-2.93	0.90					
2009-05-01	PEG	Public Service Enterprise	D	-2.84	0.70	XEL	Xcel Energy	B	1.17	0.70
2009-05-01	PFE	Pfizer	D	-2.88	1.80	ESRX	Express Scripts Holding	B	1.24	1.80
2009-05-01	PG	Procter & Gamble	D	-2.89	2.50	HOG	Harley-davidson	B	1.44	2.50
2009-05-01	PNC	Pnc Financial Services	D	-2.92	0.20					
2009-05-01	BXP	Boston Properties	D	-2.93	-0.20					
2009-05-01	RTN	Raytheon	D	-2.89	-0.30	BLL	Ball	A	2.23	-0.30
2009-05-01	T	At&t	D	-2.89	1.80	QWST	Qwest Communications	A	2.31	1.80
2009-05-01	SII	Smith International	D	-2.95	0.10					
2009-05-01	SO	Southern	D	-2.87	-0.30	AKAM	Akamai Technologies	A	2.40	-0.30
2009-05-01	SUN	Sunoco	D	-2.90	-0.40					
2009-05-01	SVU	Supervalu	D	-2.85	0.10	WFM	Whole Foods Market	A	2.43	0.10
2009-05-01	SYY	Sysco	D	-2.83	1.30	BBY	Best Buy	A	2.36	1.30
2009-05-01	SWY	Safeway Inc	D	-2.90	1.20					
2009-05-01	UNP	Union Pacific	D	-2.90	0.40					
2009-05-01	UTX	United Technologies	D	-2.89	2.30	OI	Owens Illinois Rg	B	1.42	2.30
2009-05-01	WEC	Wec Energy	D	-2.85	-0.00	CCE	Coca-Cola Enterprises	A	2.37	-0.00
2009-05-01	WERN	Werner Enterprises	D	-2.90	-0.20	JBL	Jabil Circuit	B	1.42	-0.20
2009-05-01	WFC	Wells Fargo	D	-2.92	1.40					

Date	Ticker	Name	R	SM	W (%)	Ticker	Name	R	SM	W (%)
2009-05-01	WM	Waste Management	D	-2.87	-0.50	CVG	Convergys	B	1.42	-0.50
2009-05-01	WMT	Wal-mart Stores	D	-2.87	2.80	FDO	Family Dollar Stores	A	2.34	2.80
2009-05-01	BBT	Bb&t	D	-2.90	0.20					
2009-05-01	EOG	Eog Resources	D	-2.92	0.10					
2009-05-01	ETR	Entergy	D	-2.91	0.50					
2009-05-01	LDOS	Leidos	D	-2.85	-0.30	JAVA	Sun Microsystems	A	2.54	-0.30
2009-05-01	CBS	Cbs	D	-2.97	-0.30					
2009-05-01	IGT	International Game Technology PLC	D	-2.96	0.60					
2009-05-01	CEPH	Cephalon	C	-1.87	-0.20	MIL	Millipore	B	1.22	-0.20
2009-05-01	UNH	Unitedhealth	D	-2.87	0.10	PDCO	Patterson Companies	B	1.21	0.10
2009-05-01	KIM	Kimco Realty	D	-2.96	0.20					
2009-05-01	EIX	Edison International	D	-2.91	0.30					
2009-05-01	CAH	Cardinal Health	D	-2.90	0.70	WAG	Walgreens Boots Alliance	A	2.25	0.70
2009-05-01	AGCO	Agco	D	-2.94	-0.10					
2009-05-01	PEP	Pepsico	D	-2.89	1.30	TSN	Tyson Foods	B	1.40	1.30
2009-05-01	DV	Devry Education	D	-2.89	-0.30	HD	The Home Depot	A	2.24	-0.30
2009-05-01	BMJ	Bristol-myers Squibb	D	-2.85	0.40	WAT	Waters	B	1.21	0.40
2009-05-01	MCK	Mckesson	D	-2.86	0.40	AZO	Autozone	A	2.23	0.40
2009-05-01	STJ	St Jude Medical Inc	D	-2.85	-0.40	MHS	Medco Health Solutions	B	1.18	-0.40
2009-05-01	COST	Costco Wholesale	D	-2.89	-0.20	WYN	Wyndham Worldwide	B	1.69	-0.20
2009-05-01	NYT	New York Times	D	-2.96	-0.00					
2009-05-01	AET	Aetna	D	-2.88	0.30	NVDA	Nvidia	A	2.33	0.30
2009-05-01	OSIP	OSI Pharmaceuticals	D	-2.87	-0.20	NEM	Newmont Mining	A	2.30	-0.20
2009-05-01	AXS	Axis Capital	D	-2.89	0.20	ETFC	Etrade Financial Cognizant	B	1.44	0.20
2009-05-01	ALXN	Alexion Pharmaceuticals	C	-1.86	0.10	CTSH	Technology Solutions	A	2.28	0.10
2009-05-01	XOM	Exxon Mobil	D	-2.86	3.90	NBL	Noble Energy	A	2.30	3.90
2009-05-01	PRU	Prudential Financial	D	-2.95	0.50					
2009-05-01	COV	Covidien	D	-2.90	0.40					
2009-05-01	ACGL	Arch Capital	D	-2.87	0.10	JPM	Jpmorgan Chase	B	1.34	0.10
2009-05-01	PM	Philip Morris International	D	-2.89	0.70	NWL	Newell Brands	B	1.40	0.70
2009-05-01	EXC	Exelon	D	-2.86	0.60	BMC	BMC Software	A	2.26	0.60
2009-05-01	ADP	Automatic Data Processing	D	-2.85	0.10	TEL	TE Connectivity	B	1.40	0.10
2009-05-01	CVX	Chevron	D	-2.89	1.40	RRC	Range Resources	A	2.22	1.40
2009-05-01	HPQ	Hp	D	-2.87	4.30	MU	Micron Technology	A	2.48	4.30
2009-05-01	MDLZ	Mondelez International	D	-2.89	0.30	CTX	Centex Corp	B	1.33	0.30
2009-05-01	FOXA	Twenty-first Century Fox	D	-2.94	0.40					
2009-05-01	BHGE	Baker Hughes, A Ge	D	-2.93	-0.30					
2009-06-01	ABT	Abbott Laboratories	D	-2.87	2.10	CI	Cigna	A	2.44	2.10
2009-06-01	FE	Firstenergy	D	-2.92	0.20					
2009-06-01	AEP	American Electric Power	D	-2.86	0.30	AES	Aes	A	2.36	0.30
2009-06-01	AMGN	Amgen	D	-2.87	0.30	MYL	Mylan N.V.	A	2.39	0.30
2009-06-01	AON	Aon	D	-2.86	-0.20	GNW	Genworth Financial	A	3.00	-0.20
2009-06-01	BAX	Baxter International	D	-2.88	0.90	CVH	Coventry Health Care	A	2.38	0.90
2009-06-01	BCR	C R Bard	D	-2.86	0.10	LIFE	Life Technologies	A	2.31	0.10
2009-06-01	BDX	Becton Dickinson	D	-2.87	-0.30	HSP	Hospira	A	2.27	-0.30
2009-06-01	CELG	Celgene	D	-2.91	0.50					
2009-06-01	D	Dominion Resources	D	-2.89	-0.20	CMS	Cms Energy	A	2.22	-0.20
2009-06-01	FRX	Forest Laboratories	D	-2.85	-0.20	AGN	Allergan	A	2.25	-0.20
2009-06-01	GENZ	Genzyme General	D	-2.86	-0.10	ESRX	Express Scripts Holding	A	2.24	-0.10

Date	Ticker	Name	R	SM	W (%)	Ticker	Name	R	SM	W (%)
2009-06-01	GIS	General Mills	D	-2.88	1.00	F	Ford Motor	A	2.81	1.00
2009-06-01	HCN	Welltower	D	-2.89	0.30	AXP	American Express	A	2.42	0.30
2009-06-01	JNJ	Johnson & Johnson	D	-2.87	0.50	MIL	Millipore	A	2.24	0.50
2009-06-01	LLY	Eli Lilly	D	-2.90	-0.70					
2009-06-01	MRK	Merck & Co	D	-2.92	1.70					
2009-06-01	NSC	Norfolk Southern	D	-2.91	1.70					
2009-06-01	OLN	Olin	D	-2.92	-0.00					
2009-06-01	COP	Conocophillips	D	-2.92	0.60					
2009-06-01	PFE	Pfizer	D	-2.87	1.60	WAT	Waters	A	2.21	1.60
2009-06-01	PG	Procter & Gamble	D	-2.88	2.30	GT	Goodyear Tire & Rubber	A	2.58	2.30
2009-06-01	RTN	Raytheon	D	-2.89	-0.20	OI	Owens Illinois Rg	A	2.50	-0.20
2009-06-01	T	At&t	D	-2.90	1.50	QWST	Qwest Communications	A	2.33	1.50
2009-06-01	SUN	Sunoco	D	-2.89	-0.20	DNR	Denbury Resources	A	2.54	-0.20
2009-06-01	SYY	Sysco	D	-2.83	1.00	WYN	Wyndham Worldwide	A	2.71	1.00
2009-06-01	SWY	Safeway Inc	D	-2.89	1.60	AN	Autonation	A	2.67	1.60
2009-06-01	WEC	Wec Energy	D	-2.85	-0.00	SRE	Sempra Energy	A	2.21	-0.00
2009-06-01	WM	Waste Management	D	-2.85	-0.40	JBL	Jabil Circuit	A	2.44	-0.40
2009-06-01	WMT	Wal-mart Stores	D	-2.87	2.50	EXPE	Expedia	A	2.48	2.50
2009-06-01	ETR	Entergy	D	-2.90	0.50	DYNIQ	Dynegy	B	1.37	0.50
2009-06-01	LDOS	Leidos	D	-2.85	-0.30	JAVA	Sun Microsystems	A	2.54	-0.30
2009-06-01	CEPH	Cephalon	D	-2.88	-0.10	THC	Tenet Healthcare	B	1.71	-0.10
2009-06-01	GILD	Gilead Sciences	D	-2.86	1.00	ISRG	Intuitive Surgical	B	1.29	1.00
2009-06-01	KIM	Kimco Realty	D	-2.95	0.20					
2009-06-01	EIX	Edison International	D	-2.91	0.30					
2009-06-01	CAH	Cardinal Health	D	-2.89	0.60	DRI	Darden Restaurants	A	2.46	0.60
2009-06-01	PEP	Pepsico	D	-2.88	1.10	TSN	Tyson Foods	A	2.50	1.10
2009-06-01	DV	Devry Education	D	-2.88	-0.30	HOT	Strw Htl Res Wrlwd	A	2.46	-0.30
2009-06-01	BMY	Bristol-myers Squibb	D	-2.85	0.30	KG	King Pharmaceuticals	B	1.26	0.30
2009-06-01	MCK	Mckesson	D	-2.84	0.40	MDP	Meredith	A	2.43	0.40
2009-06-01	TWX	Time Warner	D	-2.92	2.00					
2009-06-01	AET	Aetna	D	-2.85	0.30	XRAY	Dentsply Intl	B	1.23	0.30
2009-06-01	OSIP	OSI Pharmaceuticals	D	-2.88	-0.00	PDCO	Patterson Companies	B	1.21	-0.00
2009-06-01	AXS	Axis Capital	D	-2.89	0.20	UNM	Unum	A	2.36	0.20
2009-06-01	ALXN	Alexion Pharmaceuticals	D	-2.85	0.10	MHS	Medco Health Solutions	B	1.19	0.10
2009-06-01	XOM	Exxon Mobil	D	-2.86	4.70	PXD	Pioneer Natural Resources	A	2.41	4.70
2009-06-01	COV	Covidien	D	-2.89	0.40	CCE	Coca-Cola Enterprises	A	2.37	0.40
2009-06-01	ACGL	Arch Capital	D	-2.86	0.00	BEN	Franklin Resources	A	2.31	0.00
2009-06-01	EXC	Exelon	D	-2.86	0.60	CEG	Constellation Energy	B	1.30	0.60
2009-06-01	CVX	Chevron	D	-2.89	0.90	NBR	Nabors Industries	A	2.38	0.90
2009-06-01	HPQ	Hp	D	-2.87	3.70	MU	Micron Technology	A	2.52	3.70
2009-07-01	ABT	Abbott Laboratories	D	-2.86	2.70	THC	Tenet Healthcare	A	2.53	2.70
2009-07-01	FE	Firstenergy	D	-2.92	0.20					
2009-07-01	AON	Aon	D	-2.85	-0.10	GNW	Genworth Financial	A	3.00	-0.10
2009-07-01	BCR	C R Bard	D	-2.86	0.10	CI	Cigna	A	2.46	0.10
2009-07-01	CELG	Celgene	D	-2.90	0.60	CVH	Coventry Health Care	A	2.40	0.60
2009-07-01	RNR	Renaissancere	C	-1.84	0.80	JNS	Janus Capital	A	2.51	0.80
2009-07-01	GENZ	Genzyme General	D	-2.87	-0.10	MYL	Mylan N.V.	A	2.37	-0.10
2009-07-01	HUM	Humana	D	-2.88	-0.10	LIFE	Life Technologies	A	2.32	-0.10
2009-07-01	JNJ	Johnson & Johnson	D	-2.87	0.50	ISRG	Intuitive Surgical	A	2.32	0.50
2009-07-01	KEY	Keycorp	D	-2.91	0.10					
2009-07-01	LLY	Eli Lilly	D	-2.90	-0.70					
2009-07-01	OLN	Olin	D	-2.93	-0.00					
2009-07-01	PCG	Pg&e	C	-1.83	0.70	AES	Aes	A	2.40	0.70
2009-07-01	RTN	Raytheon	D	-2.89	-0.80	OI	Owens Illinois Rg	A	2.50	-0.80
2009-07-01	T	At&t	D	-2.90	1.70	QWST	Qwest Communications	A	2.31	1.70

Date	Ticker	Name	R	SM	W (%)	Ticker	Name	R	SM	W (%)
2009-07-01	SUN	Sunoco	D	-2.92	-0.10					
2009-07-01	SY Y	Sysco	D	-2.84	1.00	AN	Autonation	A	2.70	1.00
2009-07-01	SWY	Safeway Inc	D	-2.90	1.00	WYN	Wyndham Worldwide	A	2.70	1.00
2009-07-01	WMT	Wal-mart Stores	D	-2.84	1.90	EXPE	Expedia	A	2.43	1.90
2009-07-01	BIIB	Biogen	C	-1.85	-0.10	BSX	Boston Scientific	A	2.31	-0.10
2009-07-01	KIM	Kimco Realty	D	-2.96	0.20					
2009-07-01	CAH	Cardinal Health	D	-2.91	0.40					
2009-07-01	UMBF	Umb Financial	D	-2.87	-0.00	MET	Metlife	A	2.41	-0.00
2009-07-01	BM Y	Bristol-myers Squibb	D	-2.84	0.40	HSP	Hospira	A	2.30	0.40
2009-07-01	TW X	Time Warner	D	-2.92	2.10					
2009-07-01	OSIP	OSI Pharmaceuticals	D	-2.89	-0.00	AGN	Allergan	A	2.27	-0.00
2009-08-03	ABT	Abbott Laboratories	D	-2.87	2.20	THC	Tenet Healthcare	A	2.78	2.20
2009-08-03	FE	Firstenergy	D	-2.92	0.20					
2009-08-03	BCR	C R Bard	D	-2.86	0.10	CI	Cigna	A	2.53	0.10
2009-08-03	BK	Bank Of New York Mellon	C	-1.84	1.00	FITB	Fifth Third Bancorp	A	3.00	1.00
2009-08-03	GENZ	Genzyme General	D	-2.89	-0.10	CVH	Coventry Health Care	A	2.47	-0.10
2009-08-03	HTLD	Heartland Express	C	-1.84	-0.20	MAS	Masco	A	2.63	-0.20
2009-08-03	JNJ	Johnson & Johnson	D	-2.86	0.50	ISRG	Intuitive Surgical	A	2.46	0.50
2009-08-03	KBH	Kb Home	C	-1.83	0.80	F	Ford Motor	A	3.00	0.80
2009-08-03	KEY	Keycorp	D	-2.88	0.10	GNW	Genworth Financial	A	3.00	0.10
2009-08-03	LLY	Eli Lilly	D	-2.90	-0.70					
2009-08-03	RSG	Republic Services	D	-2.88	0.10	OI	Owens Illinois Rg	A	2.59	0.10
2009-08-03	NOC	Northrop Grumman	D	-2.84	0.10	JBL	Jabil Circuit	A	2.50	0.10
2009-08-03	RTN	Raytheon	D	-2.88	-0.80	RRD	R.r.donnelley&sons	A	2.43	-0.80
2009-08-03	SUN	Sunoco	D	-2.91	-0.00					
2009-08-03	SY Y	Sysco	D	-2.83	0.80	AN	Autonation	A	2.82	0.80
2009-08-03	SWY	Safeway Inc	D	-2.90	0.90					
2009-08-03	TSO	Tesoro	D	-2.88	-0.10	FTI	Fmc Technologies	A	2.37	-0.10
2009-08-03	VFC	Vf	C	-1.82	0.60	GT	Goodyear Tire & Rubber	A	2.85	0.60
2009-08-03	WMT	Wal-mart Stores	D	-2.84	1.80	WYN	Wyndham Worldwide	A	2.81	1.80
2009-08-03	KIM	Kimco Realty	D	-2.96	0.20					
2009-08-03	CAH	Cardinal Health	D	-2.90	0.30					
2009-08-03	OSIP	OSI Pharmaceuticals	D	-2.87	-0.00	MYL	Mylan N.V.	A	2.39	-0.00
2009-09-01	HES	Hess	D	-2.88	0.00	FTI	Fmc Technologies Cameron	A	2.38	0.00
2009-09-01	VLO	Valero Energy	D	-2.87	-0.10	CAM	International Corp.	A	2.35	-0.10
2009-09-01	BK	Bank Of New York Mellon	C	-1.84	1.00	FITB	Fifth Third Bancorp	A	3.00	1.00
2009-09-01	HTLD	Heartland Express	C	-1.86	-0.20	MAS	Masco	A	2.62	-0.20
2009-09-01	KBH	Kb Home	C	-1.83	0.50	F	Ford Motor	A	2.96	0.50
2009-09-01	KEY	Keycorp	D	-2.89	0.10	GNW	Genworth Financial	A	3.00	0.10
2009-09-01	LLY	Eli Lilly	D	-2.91	-0.60					
2009-09-01	RTN	Raytheon	D	-2.88	-0.70	JBL	Jabil Circuit	A	2.58	-0.70
2009-09-01	SVU	Supervalu	D	-2.87	0.10	WYN	Wyndham Worldwide	A	2.82	0.10
2009-09-01	SWY	Safeway Inc	D	-2.90	0.80					
2009-09-01	TSO	Tesoro	D	-2.87	-0.10	NOV	National Oilwell Varco	A	2.33	-0.10
2009-09-01	TCB	Tcf Financial	C	-1.86	0.00	CCE	Coca-Cola Enterprises	A	2.43	0.00
2009-09-01	LMT	Lockheed Martin	D	-2.85	-0.20	OI	Owens Illinois Rg	A	2.55	-0.20
2009-09-01	PCL	Plum Creek Timber Co	D	-2.86	-0.10	HIG	The Hartford Financial Services	A	2.97	-0.10
2009-09-01	S	Sprint Nextel	C	-1.89	0.50	QWST	Qwest Communications	A	2.27	0.50
2009-09-01	KIM	Kimco Realty	D	-2.95	0.10					
2009-09-01	UMBF	Umb Financial	D	-2.85	-0.00	OR01	Citigroup	A	2.74	-0.00
2009-09-01	OSIP	OSI Pharmaceuticals	D	-2.87	-0.00	THC	Tenet Healthcare	A	2.81	-0.00
2009-09-01	LXK	Lexmark Intl	D	-2.84	0.00	MU	Micron Technology	A	2.69	0.00

Date	Ticker	Name	R	SM	W (%)	Ticker	Name	R	SM	W (%)
2009-09-01	XOM	Exxon Mobil	D	-2.85	3.30	CHK	Chesapeake Energy	A	2.33	3.30
2009-10-01	MON	Monsanto	C	-1.86	0.20	F	Ford Motor	A	2.92	0.20
2009-10-01	HTLD	Heartland Express	C	-1.85	-0.20	JBL	Jabil Circuit	A	2.68	-0.20
2009-10-01	KR	Kroger	D	-2.85	0.30	WYN	Wyndham Worldwide	A	2.89	0.30
2009-10-01	DGX	Quest Diagnostics	C	-1.85	-0.10	THC	Tenet Healthcare	A	3.00	-0.10
2009-10-01	LLY	Eli Lilly	D	-2.91	-0.60					
2009-10-01	SUN	Sunoco	D	-2.90	-0.20					
2009-10-01	SWY	Safeway Inc	D	-2.90	0.40					
2009-10-01	LDOS	Leidos	D	-2.84	-0.10	MU	Micron Technology	A	2.74	-0.10
2009-10-01	S	Sprint Nextel	C	-1.89	0.50	QWST	Qwest Communications	A	2.28	0.50
2009-10-01	XOM	Exxon Mobil	D	-2.85	3.30	DNR	Denbury Resources	A	2.42	3.30
2009-11-02	FLR	Fluor	C	-1.87	0.10	JBL	Jabil Circuit	A	2.72	0.10
2009-11-02	AMGN	Amgen	C	-1.86	0.40	THC	Tenet Healthcare	A	2.98	0.40
2009-11-02	BDX	Becton Dickinson	C	-1.84	-0.20	ISRG	Intuitive Surgical	A	2.48	-0.20
2009-11-02	MON	Monsanto	C	-1.88	-0.40	F	Ford Motor	A	3.00	-0.40
2009-11-02	PGN	Progress Energy	C	-1.84	-0.30	AES	Aes	A	2.45	-0.30
2009-11-02	NEE	Nextera Energy	C	-1.86	0.50	CEG	Constellation Energy	A	2.34	0.50
2009-11-02	HTLD	Heartland Express	D	-2.85	-0.10	RRD	R.r.donnelley&sons	A	2.61	-0.10
2009-11-02	LOW	Lowe's Companies	C	-1.86	0.20	WYN	Wyndham Worldwide	A	2.97	0.20
2009-11-02	PEG	Public Service Enterprise	C	-1.85	0.40	TEG	Integrays Energy	A	2.29	0.40
2009-11-02	TOL	Toll Brothers	C	-1.87	0.10	HAR	Harman Ind Inc	A	2.65	0.10
2009-11-02	LMT	Lockheed Martin	D	-2.86	-0.10	OI	Owens Illinois Rg	A	2.54	-0.10
2009-11-02	S	Sprint Nextel	C	-1.91	0.40	QWST	Qwest Communications	A	2.27	0.40
2009-11-02	QCOM	Qualcomm	C	-1.86	1.20	MU	Micron Technology	A	2.65	1.20
2009-11-02	GILD	Gilead Sciences	D	-2.85	0.70	MYL	Mylan N.V.	A	2.47	0.70
2009-11-02	UMBF	Umb Financial	D	-2.84	-0.00	FITB	Fifth Third Bancorp	A	3.00	-0.00
2009-11-02	VZ	Verizon Communications	D	-2.84	1.50	FTR	Frontier Communications	A	2.22	1.50
2009-11-02	EXC	Exelon	C	-1.85	0.40	TE	Teco Energy	A	2.28	0.40
2009-12-01	FLR	Fluor	C	-1.88	0.10	JBL	Jabil Circuit	A	2.70	0.10
2009-12-01	AMGN	Amgen	C	-1.85	0.40	THC	Tenet Healthcare	A	2.88	0.40
2009-12-01	AON	Aon	C	-1.85	0.20	FITB	Fifth Third Bancorp	A	3.00	0.20
2009-12-01	BK	Bank Of New York Mellon	C	-1.85	0.70	HIG	The Hartford Financial Services	A	3.00	0.70
2009-12-01	MON	Monsanto	C	-1.85	-0.40	F	Ford Motor	A	3.00	-0.40
2009-12-01	PGN	Progress Energy	C	-1.83	-0.10	AES	Aes	A	2.45	-0.10
2009-12-01	NEE	Nextera Energy	C	-1.85	0.50	CEG	Constellation Energy	A	2.35	0.50
2009-12-01	KBH	Kb Home	C	-1.89	0.20	GT	Goodyear Tire & Rubber	A	2.67	0.20
2009-12-01	LOW	Lowe's Companies	C	-1.84	0.40	WYN	Wyndham Worldwide	A	3.00	0.40
2009-12-01	NUE	Nucor	C	-1.86	-0.30	IP	International Paper	A	3.00	-0.30
2009-12-01	ISIL	Intersil	C	-1.86	0.40	MU	Micron Technology	A	2.77	0.40
2009-12-01	PEG	Public Service Enterprise	C	-1.84	0.40	TEG	Integrays Energy	A	2.33	0.40
2009-12-01	TOL	Toll Brothers	C	-1.86	0.10	WHR	Whirlpool	A	2.66	0.10
2009-12-01	BSX	Boston Scientific	C	-1.88	0.10	ISRG	Intuitive Surgical	A	2.56	0.10
2009-12-01	S	Sprint Nextel	C	-1.89	0.40	QWST	Qwest Communications	A	2.29	0.40
2009-12-01	QCOM	Qualcomm	C	-1.84	1.20	AMD	Advanced Micro Devices	A	2.67	1.20
2009-12-01	UMBF	Umb Financial	D	-2.84	-0.00	GNW	Genworth Financial	A	3.00	-0.00
2009-12-01	NDAQ	Nasdaq	D	-2.86	0.10	SCN	Prologis	A	2.98	0.10
2009-12-01	EXC	Exelon	C	-1.84	0.30	NI	Nisource	A	2.31	0.30
2010-01-01	FLR	Fluor	C	-1.87	0.10	JBL	Jabil Circuit	A	2.92	0.10
2010-01-01	AMGN	Amgen	C	-1.85	0.40	THC	Tenet Healthcare	A	3.00	0.40
2010-01-01	AON	Aon	C	-1.85	0.10	FITB	Fifth Third Bancorp	A	3.00	0.10
2010-01-01	BK	Bank Of New York Mellon	C	-1.85	0.50	SCN	Prologis	A	3.00	0.50
2010-01-01	NEE	Nextera Energy	C	-1.85	0.50	AES	Aes	A	2.45	0.50
2010-01-01	JCP	Jc Penney	C	-1.88	0.00	WYN	Wyndham Worldwide	A	3.00	0.00

Date	Ticker	Name	R	SM	W (%)	Ticker	Name	R	SM	W (%)
2010-01-01	KBH	Kb Home	C	-1.89	0.10	F	Ford Motor	A	3.00	0.10
2010-01-01	KR	Kroger	D	-2.86	0.40	PCLN	The Priceline International	A	2.77	0.40
2010-01-01	NUE	Nucor	C	-1.84	-0.30	IP	Paper	A	3.00	-0.30
2010-01-01	ISIL	Intersil	C	-1.85	0.70	MU	Micron Technology	A	3.00	0.70
2010-01-01	TOL	Toll Brothers	C	-1.86	0.10	WHR	Whirlpool	A	2.69	0.10
2010-01-01	BSX	Boston Scientific	C	-1.87	0.10	ISRG	Intuitive Surgical	A	2.59	0.10
2010-01-01	LMT	Lockheed Martin	D	-2.84	-0.10	RRD	R.r.donnelleys&sons	A	2.67	-0.10
2010-01-01	S	Sprint Nextel	C	-1.89	0.30	QWST	Qwest Communications	A	2.32	0.30
2010-01-01	UMBF	Umb Financial	D	-2.84	-0.00	HIG	The Hartford Financial Services	A	3.00	-0.00
2010-01-01	NDAQ	Nasdaq	D	-2.84	0.10	GNW	Genworth Financial	A	3.00	0.10
2010-01-01	EXC	Exelon	C	-1.84	0.30	CEG	Constellation Energy	A	2.38	0.30
2010-02-01	FLR	Fluor	C	-1.87	0.10	JBL	Jabil Circuit	A	2.81	0.10
2010-02-01	APOL	Apollo Educat Grp	D	-2.84	0.10	WYN	Wyndham Worldwide	A	3.00	0.10
2010-02-01	AMGN	Amgen	C	-1.84	0.30	THC	Tenet Healthcare	A	3.00	0.30
2010-02-01	AON	Aon	C	-1.85	0.20	FITB	Fifth Third Bancorp	A	3.00	0.20
2010-02-01	FSLR	First Solar	D	-2.90	-0.10	AES	Aes	A	2.44	0.60
2010-02-01	NEE	Nextera Energy	C	-1.86	0.60	PCLN	The Priceline	A	2.72	-0.10
2010-02-01	GPS	Gap	C	-1.86	-0.10	HIG	The Hartford Financial Services	A	3.00	0.90
2010-02-01	MS	Morgan Stanley	C	-1.87	0.90	CBS	Cbs	A	2.72	0.00
2010-02-01	JCP	Jc Penney	C	-1.89	0.00	GNW	Genworth Financial	A	3.00	0.30
2010-02-01	AMTD	Td Ameritrade	C	-1.86	0.30	WHR	Whirlpool	A	2.65	0.10
2010-02-01	KBH	Kb Home	C	-1.88	0.10	WYNN	Wynn Resorts	A	2.71	0.40
2010-02-01	KR	Kroger	D	-2.85	0.40	SCN	Prologis	A	2.95	-0.10
2010-02-01	MMC	Marsh & McLennan Cos	C	-1.86	-0.10	LNK	Lincoln National	A	2.83	0.50
2010-02-01	CB	Chubb	C	-1.85	0.50	GT	Goodyear Tire & Rubber	A	2.64	0.10
2010-02-01	TOL	Toll Brothers	C	-1.87	0.10	MU	Micron Technology	A	2.90	0.70
2010-02-01	JNPR	Juniper Networks	C	-1.85	0.70	HBAN	Huntington Bancshares	A	2.80	0.10
2010-02-01	JNS	Janus Capital	C	-1.87	0.10	QWST	Qwest Communications	A	2.32	0.50
2010-02-01	S	Sprint Nextel	C	-1.90	0.50	IP	International Paper	A	2.97	0.70
2010-02-01	PX	Praxair	C	-1.85	0.70	PXD	Pioneer Natural Resources	A	2.63	0.10
2010-02-01	UP-LMQ	Ultra Petroleum	C	-1.86	0.10	EXPE	Expedia	A	2.61	0.40
2010-02-01	KSS	Kohl's	C	-1.86	0.40	OR01	Citigroup	A	2.55	-0.00
2010-02-01	UMBF	Umb Financial	D	-2.84	-0.00	HST	Host Hotels & Resorts	A	2.54	0.20
2010-02-01	NDAQ	Nasdaq	D	-2.85	0.20	AMD	Advanced Micro Devices	A	2.74	0.10
2010-02-01	WFR	SunEdison	D	-2.90	0.10	HAR	Harman Ind Inc	A	2.64	1.90
2010-02-01	PM	Philip Morris International	C	-1.85	1.90	WYN	Wyndham Worldwide	A	3.00	0.30
2010-03-01	APOL	Apollo Educat Grp	D	-2.84	0.30	FITB	Fifth Third Bancorp	A	3.00	0.10
2010-03-01	AON	Aon	C	-1.84	0.10	CEG	Constellation Energy	A	2.38	0.70
2010-03-01	NEE	Nextera Energy	C	-1.87	0.70	PCLN	The Priceline	A	2.84	-0.00
2010-03-01	GPS	Gap	C	-1.84	-0.00	HIG	The Hartford Financial Services	A	3.00	0.90
2010-03-01	MS	Morgan Stanley	C	-1.87	0.90	JBL	Jabil Circuit	A	2.82	-0.50
2010-03-01	ITW	Illinois Tool Works	C	-1.85	-0.50	WFM	Whole Foods Market	A	2.74	0.10
2010-03-01	JCP	Jc Penney	C	-1.87	0.10	GNW	Genworth Financial	A	3.00	0.30
2010-03-01	AMTD	Td Ameritrade	C	-1.86	0.30	THC	Tenet Healthcare	A	2.98	-0.60
2010-03-01	LLY	Eli Lilly	C	-1.85	-0.60	MAS	Masco	A	2.63	1.10
2010-03-01	PCAR	Paccar	C	-1.85	1.10	SCN	Prologis	A	2.94	0.50
2010-03-01	CB	Chubb	C	-1.85	0.50	HAR	Harman Ind Inc	A	2.77	0.10
2010-03-01	TOL	Toll Brothers	C	-1.86	0.10	PXD	Pioneer Natural Resources	A	2.65	-0.10
2010-03-01	TSO	Tesoro	D	-2.87	-0.10					

Date	Ticker	Name	R	SM	W (%)	Ticker	Name	R	SM	W (%)
2010-03-01	JNS	Janus Capital	C	-1.86	0.10	LNC	Lincoln National	A	2.85	0.10
2010-03-01	S	Sprint Nextel	D	-2.90	0.40	QWST	Qwest Communications International	A	2.35	0.40
2010-03-01	PX	Praxair	C	-1.85	0.70	IP	International Paper	A	2.99	0.70
2010-03-01	UP-LMQ	Ultra Petroleum	C	-1.86	0.10	FTI	Fmc Technologies	A	2.47	0.10
2010-03-01	KSS	Kohl's	C	-1.85	0.40	CBS	Cbs	A	2.72	0.40
2010-03-01	EIX	Edison International	C	-1.85	0.60	AES	Aes	A	2.38	0.60
2010-03-01	UMBF	Umb Financial	D	-2.84	-0.00	HBAN	Huntington Bancshares	A	2.78	-0.00
2010-03-01	NDAQ	Nasdaq	D	-2.85	0.40	HST	Host Hotels & Resorts	A	2.58	0.40
2010-03-01	DO	Diamond Offshore Drilling	C	-1.86	-0.50	BJS	BJ Services Co	A	2.42	-0.50
2010-03-01	XOM	Exxon Mobil	D	-2.86	3.40	CAM	Cameron International Corp.	A	2.41	3.40
2010-03-01	VZ	Verizon Communications	C	-1.86	1.60	FTR	Frontier Communications	A	2.24	1.60
2010-03-01	PM	Philip Morris International	C	-1.84	1.60	WHR	Whirlpool	A	2.74	1.60
2010-04-01	DVN	Devon Energy	C	-1.86	0.30	PXD	Pioneer Natural Resources	A	2.81	0.30
2010-04-01	MON	Monsanto	D	-2.86	-0.40	HAR	Harman Ind Inc	A	2.84	-0.40
2010-04-01	NEE	Nextera Energy	D	-2.86	0.70	OKE	Oneok	A	2.43	0.70
2010-04-01	PTEN	Patterson-uti Energy	C	-1.87	-0.10	FTI	Fmc Technologies	A	2.54	-0.10
2010-04-01	MS	Morgan Stanley	C	-1.86	0.60	LNC	Lincoln National	A	3.00	0.60
2010-04-01	ITW	Illinois Tool Works	C	-1.84	-0.40	JBL	Jabil Circuit	A	2.86	-0.40
2010-04-01	AMTD	Td Ameritrade	C	-1.85	0.30	GNW	Genworth Financial	A	3.00	0.30
2010-04-01	LLY	Eli Lilly	C	-1.84	-0.60	THC	Tenet Healthcare	A	3.00	-0.60
2010-04-01	FII	Federated Investors	C	-1.84	-0.20	SCN	Prologis	A	2.98	-0.20
2010-04-01	PFE	Pfizer	C	-1.86	1.20	ISRG	Intuitive Surgical	A	2.68	1.20
2010-04-01	SWN	Southwestern Energy	C	-1.87	0.20	BJS	BJ Services Co	A	2.42	0.20
2010-04-01	NBR	Nabors Industries	C	-1.88	-0.20	WMB	Williams Companies	A	2.40	-0.20
2010-04-01	BSX	Boston Scientific	D	-2.90	0.00	MYL	Mylan N.V.	A	2.67	0.00
2010-04-01	BLK	Blackrock	C	-1.86	-0.10	HBAN	Huntington Bancshares	A	2.88	-0.10
2010-04-01	QCOM	Qualcomm	D	-2.86	1.40	JDSU	JDS Uniphase Corporation	A	2.95	1.40
2010-04-01	UP-LMQ	Ultra Petroleum	C	-1.86	0.20	SII	Smith International	A	2.38	0.20
2010-04-01	EIX	Edison International	C	-1.84	0.60	TEG	IntegrYS Energy	A	2.40	0.60
2010-04-01	DO	Diamond Offshore Drilling	C	-1.86	-0.50	SE	Spectra Energy	A	2.33	-0.50
2010-04-01	XOM	Exxon Mobil	D	-2.85	3.40	BHI	Baker Hughes	A	2.31	3.40
2010-04-01	EXC	Exelon	D	-2.85	0.30	CEG	Constellation Energy	A	2.39	0.30
2010-05-03	ABT	Abbott Laboratories	C	-1.85	2.50	THC	Tenet Healthcare	A	3.00	2.50
2010-05-03	FE	Firstenergy	D	-2.87	-0.20	OKE	Oneok	A	2.46	-0.20
2010-05-03	DVN	Devon Energy	C	-1.85	0.30	FTI	Fmc Technologies	A	2.56	0.30
2010-05-03	ANTM	Anthem	C	-1.87	0.40	ISRG	Intuitive Surgical	A	2.73	0.40
2010-05-03	BAX	Baxter International	C	-1.87	0.40	MYL	Mylan N.V.	A	2.64	0.40
2010-05-03	CI	Cigna	C	-1.86	-0.20	CVH	Coventry Health Care	A	2.48	-0.20
2010-05-03	MON	Monsanto	D	-2.88	-0.30	WHR	Whirlpool International	A	2.96	-0.30
2010-05-03	FCX	Freeport-mcmoran	C	-1.86	1.70	IP	International Paper	A	3.00	1.70
2010-05-03	FRX	Forest Laboratories	C	-1.86	-0.10	HSP	Hospira	A	2.42	-0.10
2010-05-03	PTEN	Patterson-uti Energy	C	-1.86	-0.00	WMB	Williams Companies	A	2.41	-0.00
2010-05-03	AKS	Ak Steel	C	-1.89	-0.20	CLF	Cliffs Natural Resources	A	2.82	-0.20
2010-05-03	MS	Morgan Stanley	C	-1.86	0.80	HBAN	Huntington Bancshares	A	3.00	0.80

Date	Ticker	Name	R	SM	W (%)	Ticker	Name	R	SM	W (%)
2010-05-03	LLY	Eli Lilly	C	-1.84	-0.60	MIL	Millipore	A	2.40	-0.60
2010-05-03	FII	Federated Investors	C	-1.85	-0.20	LNC	Lincoln National	A	3.00	-0.20
2010-05-03	MRK	Merck & Co	C	-1.86	2.80	ESRX	Express Scripts Holding	A	2.38	2.80
2010-05-03	PFE	Pfizer	C	-1.86	1.30	AGN	Allergan	A	2.36	1.30
2010-05-03	SWN	Southwestern Energy	C	-1.87	0.20	CAM	Cameron International Corp.	A	2.41	0.20
2010-05-03	BSX	Boston Scientific	D	-2.90	0.00					
2010-05-03	BLK	Blackrock	C	-1.87	-0.10	GNW	Genworth Financial	A	3.00	-0.10
2010-05-03	QCOM	Qualcomm	D	-2.87	1.30	JDSU	JDS Uniphase Corporation	A	3.00	1.30
2010-05-03	UP-LMQ	Ultra Petroleum	C	-1.86	0.20	SE	Spectra Energy	A	2.34	0.20
2010-05-03	EIX	Edison International	C	-1.84	0.60	TEG	Integrays Energy	A	2.42	0.60
2010-05-03	DO	Diamond Offshore Drilling	C	-1.88	-0.10	BHI	Baker Hughes	A	2.32	-0.10
2010-05-03	XOM	Exxon Mobil	D	-2.85	3.00	EQT	Eqst	A	2.32	3.00
2010-05-03	VZ	Verizon Communications	D	-2.84	1.10	QWST	Qwest Communications	A	2.41	1.10
2010-05-03	EXC	Exelon	D	-2.85	0.30	AES	Aes	A	2.41	0.30
2010-05-03	MHS	Medco Health Solutions	C	-1.85	0.30	PDCO	Patterson Companies	A	2.33	0.30
2010-05-03	AWK	American Water Works	C	-1.84	0.40	CEG	Constellation Energy	A	2.39	0.40
2010-05-03	GOOGL	Alphabet	C	-1.86	1.90	AMD	Advanced Micro Devices	A	2.86	1.90
2010-05-03	ARNC	Arconic	C	-1.87	-0.30	TIE	Titanium Metals	A	2.63	-0.30
2010-06-01	AMT	American Tower	C	-1.85	0.60	GNW	Genworth Financial	A	3.00	0.60
2010-06-01	ABT	Abbott Laboratories	C	-1.86	2.60	THC	Tenet Healthcare	A	2.87	2.60
2010-06-01	FE	Firstenergy	D	-2.88	-0.20	OKE	Oneok	A	2.39	-0.20
2010-06-01	DVN	Devon Energy	C	-1.87	0.30	FTI	Fmc Technologies	A	2.40	0.30
2010-06-01	SPLS	Staples	C	-1.86	0.80	WYN	Wyndham Worldwide	A	3.00	0.80
2010-06-01	ANTM	Anthem	C	-1.87	0.40	MYL	Mylan N.V.	A	2.55	0.40
2010-06-01	BAX	Baxter International	C	-1.89	0.40	MIL	Millipore	A	2.40	0.40
2010-06-01	CELG	Celgene	C	-1.87	0.60	HSP	Hospira	A	2.39	0.60
2010-06-01	CI	Cigna	C	-1.86	-0.20	ESRX	Express Scripts Holding	A	2.38	-0.20
2010-06-01	MON	Monsanto	D	-2.91	-0.20					
2010-06-01	FCX	Freeport-memoran	C	-1.87	1.70	IP	International Paper	A	2.91	1.70
2010-06-01	FRX	Forest Laboratories	C	-1.87	-0.10	AGN	Allergan	A	2.33	-0.10
2010-06-01	PTEN	Patterson-uti Energy	C	-1.88	-0.00	WMB	Williams Companies	A	2.32	-0.00
2010-06-01	AKS	Ak Steel	C	-1.91	-0.20	TIE	Titanium Metals	A	2.69	-0.20
2010-06-01	IBM	IBM	C	-1.85	2.20	JDSU	JDS Uniphase Corporation	A	2.81	2.20
2010-06-01	MS	Morgan Stanley	C	-1.88	0.80	HBAN	Huntington Bancshares	A	2.97	0.80
2010-06-01	LLY	Eli Lilly	C	-1.86	-0.60	PDCO	Patterson Companies	A	2.30	-0.60
2010-06-01	FII	Federated Investors	C	-1.87	-0.20	LNC	Lincoln National	A	2.85	-0.20
2010-06-01	MRK	Merck & Co	C	-1.86	3.00	HUM	Humana	A	2.28	3.00
2010-06-01	PFE	Pfizer	C	-1.88	1.30	MDT	Medtronic	A	2.26	1.30
2010-06-01	SWN	Southwestern Energy	D	-2.88	0.20	CAM	Cameron International Corp.	A	2.32	0.20
2010-06-01	WMT	Wal-mart Stores	C	-1.85	0.80	WYNN	Wynn Resorts	A	2.88	0.80
2010-06-01	BSX	Boston Scientific	D	-2.92	0.00					
2010-06-01	BLK	Blackrock	C	-1.89	-0.10	SCN	Prologis	A	2.79	-0.10
2010-06-01	QCOM	Qualcomm	D	-2.88	1.30	AMD	Advanced Micro Devices	A	2.75	1.30
2010-06-01	UP-LMQ	Ultra Petroleum	C	-1.87	0.20	EP	El Paso Corporation	A	2.28	0.20
2010-06-01	EIX	Edison International	C	-1.86	0.60	CEG	Constellation Energy	A	2.37	0.60

Date	Ticker	Name	R	SM	W (%)	Ticker	Name	R	SM	W (%)
2010-06-01		Berkshire Hathaway B	C	-1.86	0.20	PFG	Principal Financial	A	2.75	0.20
2010-06-01	NYT	New York Times	C	-1.90	-0.10	WFM	Whole Foods Market	A	2.80	-0.10
2010-06-01	DO	Diamond Offshore Drilling	D	-2.91	-0.10					
2010-06-01	XOM	Exxon Mobil	D	-2.87	2.90	SE	Spectra Energy	A	2.28	2.90
2010-06-01	VZ	Verizon Communications	D	-2.86	1.10	QWST	Qwest Communications	A	2.40	1.10
2010-06-01	EXC	Exelon	D	-2.87	0.30	TEG	Integrays Energy	A	2.37	0.30
2010-06-01	MHS	Medco Health Solutions	C	-1.86	0.40	DVA	Davita	A	2.25	0.40
2010-06-01	AWK	American Water Works	C	-1.86	0.40	DTE	Dte Energy	A	2.32	0.40
2010-06-01	GOOGL	Alphabet	C	-1.87	1.90	CRM	Salesforce.com	A	2.64	1.90
2010-06-01	ARNC	Arconic	C	-1.89	-0.30	ATI	Allegheny Technologies	A	2.56	-0.30
2010-07-01	ABT	Abbott Laboratories	C	-1.86	2.30	THC	Tenet Healthcare	A	2.80	2.30
2010-07-01	APOL	Apollo Educat Grp	D	-2.89	0.40	WYN	Wyndham Worldwide	A	3.00	0.40
2010-07-01	ADI	Analog Devices	C	-1.85	0.90	JDSU	JDS Uniphase Corporation	A	2.73	0.90
2010-07-01	FE	Firstenergy	D	-2.88	-0.10	OKE	Oneok	A	2.39	-0.10
2010-07-01	ELS	Equity Lifestyle Properties	C	-1.86	0.00	GNW	Genworth Financial	A	3.00	0.00
2010-07-01	AMD	Advanced Micro Devices	C	-1.88	0.10	CRM	Salesforce.com	A	2.66	0.10
2010-07-01	PMCS	PMC-Sierra	D	-2.87	0.10	RHT	Red Hat	A	2.62	0.10
2010-07-01	DVN	Devon Energy	C	-1.87	0.50	PXD	Pioneer Natural Resources	A	2.81	0.50
2010-07-01	SPLS	Staples	C	-1.88	0.90	WYNN	Wynn Resorts	A	2.82	0.90
2010-07-01	ANTM	Anthem	C	-1.88	0.40	HSP	Hospira	A	2.45	0.40
2010-07-01	AVP	Avon Products	D	-2.88	0.10	TSN	Tyson Foods	A	2.62	0.10
2010-07-01	BDX	Becton Dickinson	C	-1.86	-0.20	MIL	Millipore	A	2.40	-0.20
2010-07-01	BEN	Franklin Resources	C	-1.88	0.10	HBAN	Huntington Bancshares	A	2.89	0.10
2010-07-01	CAG	Conagra Brands	C	-1.85	-0.10	NWL	Newell Brands	A	2.53	-0.10
2010-07-01	CELG	Celgene	C	-1.87	1.00	LIFE	Life Technologies	A	2.37	1.00
2010-07-01	CL	Colgate-palmolive	C	-1.85	-0.70	HAR	Harman Ind Inc	A	2.53	-0.70
2010-07-01	MON	Monsanto	D	-2.91	0.30					
2010-07-01	CVS	Cvs Health	C	-1.87	0.40	WFM	Whole Foods Market	A	2.72	0.40
2010-07-01	DDR	Ddr	C	-1.88	-0.00	LNC	Lincoln National International	A	2.79	-0.00
2010-07-01	FCX	Freeport-mcmoran	C	-1.89	2.20	IP	International Paper	A	2.93	2.20
2010-07-01	FRX	Forest Laboratories	C	-1.86	-0.10	ESRX	Express Scripts Holding	A	2.35	-0.10
2010-07-01	NOV	National Oilwell Varco	C	-1.89	-0.20	FTI	Fmc Technologies	A	2.44	-0.20
2010-07-01	GE	General Electric	C	-1.88	0.90	CMI	Cummins	A	2.61	0.90
2010-07-01	STT	State Street	D	-2.90	0.30	SCN	Prologis	A	2.75	0.30
2010-07-01	CHK	Chesapeake Energy	C	-1.88	-0.20	SII	Smith International	A	2.33	-0.20
2010-07-01	AKS	Ak Steel	D	-2.92	-0.20					
2010-07-01	MS	Morgan Stanley	C	-1.89	0.70	PFG	Principal Financial	A	2.66	0.70
2010-07-01	JCP	Jc Penney	D	-2.89	0.40	CBS	Cbs	A	2.69	0.40
2010-07-01	KMB	Kimberly-clark	C	-1.85	0.60	DPS	Dr Pepper Snapple	A	2.52	0.60
2010-07-01	LLTC	Linear Technology	C	-1.85	-0.90	WDC	Western Digital	A	2.52	-0.90
2010-07-01	LLY	Eli Lilly	C	-1.85	-1.00	VAR	Varian Medical Systems	A	2.31	-1.00
2010-07-01	FII	Federated Investors	D	-2.88	-0.20	AFL	Aflac	A	2.63	-0.20
2010-07-01	MRK	Merck & Co	C	-1.86	2.40	PDCO	Patterson Companies	A	2.29	2.40
2010-07-01	NUE	Nucor	D	-2.87	-0.10	TIE	Titanium Metals	A	2.71	-0.10
2010-07-01	NVR	Nvr	C	-1.86	0.10	HOG	Harley-davidson	A	2.45	0.10
2010-07-01	PFE	Pfizer	C	-1.88	2.00	HUM	Humana	A	2.27	2.00
2010-07-01	PG	Procter & Gamble	C	-1.85	2.60	SWK	Stanley Black & Decker	A	2.37	2.60
2010-07-01	LSI	LSI	C	-1.89	0.40	TDC	Teradata	A	2.44	0.40
2010-07-01	TSO	Tesoro	D	-2.86	-0.10	WMB	Williams Companies	A	2.30	-0.10
2010-07-01	WMT	Wal-mart Stores	C	-1.86	0.50	DISCA	Discovery Communications	A	2.59	0.50

Date	Ticker	Name	R	SM	W (%)	Ticker	Name	R	SM	W (%)
2010-07-01	X	United States Steel	C	-1.91	-0.30	EMN	Eastman Chemical	A	2.49	-0.30
2010-07-01	JNPR	Juniper Networks	C	-1.88	0.80	AKAM	Akamai Technologies	A	2.41	0.80
2010-07-01	JNS	Janus Capital	D	-2.90	0.00					
2010-07-01	NBR	Nabors Industries	C	-1.89	0.20	SE	Spectra Energy	A	2.29	0.20
2010-07-01	INTC	Intel	C	-1.87	-0.40	CERN	Cerner	A	2.39	-0.40
2010-07-01	BSX	Boston Scientific	D	-2.92	0.10					
2010-07-01	BIIB	Biogen	C	-1.87	0.60	MDT	Medtronic	A	2.25	0.60
2010-07-01	ETR	Entergy	D	-2.86	0.30	TEG	Integrus Energy	A	2.36	0.30
2010-07-01	EBAY	Ebay	C	-1.88	-0.40	KMX	Carmax	A	2.54	-0.40
2010-07-01	GS	Goldman Sachs	D	-2.89	1.20	STI	Suntrust Banks	A	2.57	1.20
2010-07-01	QCOM	Qualcomm	D	-2.89	0.70	LXK	Lexmark Intl	A	2.38	0.70
2010-07-01	UNH	Unitedhealth	C	-1.87	0.10	DVA	Davita	A	2.24	0.10
2010-07-01	SBUX	Starbucks	C	-1.85	-0.00	EXPE	Expedia	A	2.52	-0.00
2010-07-01	EIX	Edison International	C	-1.86	0.70	DTE	Dte Energy	A	2.32	0.70
2010-07-01		Berkshire Hathaway B	C	-1.84	0.80	CMA	Comerica	A	2.49	0.80
2010-07-01	NYT	New York Times	C	-1.90	-0.10	MDP	Meredith	A	2.48	-0.10
2010-07-01	USB	Us Bancorp	C	-1.87	1.00	AMP	Ameriprise Financial	A	2.48	1.00
2010-07-01	DO	Diamond Offshore Drilling	D	-2.90	-0.10					
2010-07-01	C	Citigroup	C	-1.88	1.10	MTB	M&t Bank	A	2.48	1.10
2010-07-01	CEG	Constellation Energy	C	-1.86	0.00	NI	Nisource	A	2.30	0.00
2010-07-01	XOM	Exxon Mobil	D	-2.88	2.40	EP	El Paso Corporation	A	2.29	2.40
2010-07-01	VZ	Verizon Communications	D	-2.85	1.20	QWST	Qwest Communications	A	2.40	1.20
2010-07-01	EXC	Exelon	D	-2.87	0.30	TE	Teco Energy	A	2.29	0.30
2010-07-01	MHS	Medco Health Solutions	C	-1.86	0.60	LH	Laboratory Corp Of America	A	2.23	0.60
2010-07-01	AWK	American Water Works	C	-1.86	0.40	GAS	Nicor	A	2.24	0.40
2010-07-01	MDLZ	Mondelez International	C	-1.85	0.20	MAT	Mattel	A	2.34	0.20
2010-07-01	GOOGL	Alphabet	C	-1.88	1.10	BRCM	Broadcom Corp	A	2.35	1.10
2010-07-01	ARNC	Arconic	C	-1.90	-0.20	ATI	Allegheny Technologies	A	2.49	-0.20
2010-08-02	ABT	Abbott Laboratories	C	-1.85	2.30	HSP	Hospira	A	2.41	2.30
2010-08-02	APOL	Apollo Educat Grp	D	-2.88	0.40	WYNN	Wynn Resorts	A	2.97	0.40
2010-08-02	ADBE	Adobe Systems	D	-2.87	0.20	CRM	Salesforce.com	A	2.77	0.20
2010-08-02	GME	Gamestop Corp New	D	-2.86	0.10	WFM	Whole Foods Market	A	2.79	0.10
2010-08-02	ADI	Analog Devices	C	-1.84	0.90	RHT	Red Hat	A	2.69	0.90
2010-08-02	MET	Metlife	C	-1.85	0.50	HBAN	Huntington Bancshares	A	3.00	0.50
2010-08-02	FE	Firstenergy	D	-2.87	-0.10	OKE	Oneok	A	2.44	-0.10
2010-08-02	ELS	Equity Lifestyle Properties	C	-1.84	0.00	SCN	Prologis	A	2.83	0.00
2010-08-02	ROK	Rockwell Automation	C	-1.85	-0.30	CMI	Cummins	A	2.76	-0.30
2010-08-02	VLO	Valero Energy	D	-2.87	0.00	FTI	Fmc Technologies	A	2.53	0.00
2010-08-02	DRI	Darden Restaurants	C	-1.86	0.20	DISCA	Discovery Communications	A	2.64	0.20
2010-08-02	AMAT	Applied Materials	D	-2.87	0.20	TDC	Teradata	A	2.48	0.20
2010-08-02	AMD	Advanced Micro Devices	C	-1.87	0.10	LXK	Lexmark Intl	A	2.44	0.10
2010-08-02	PMCS	PMC-Sierra	D	-2.86	0.10	BRCM	Broadcom Corp	A	2.39	0.10
2010-08-02	DVN	Devon Energy	C	-1.86	0.50	SII	Smith International	A	2.38	0.50
2010-08-02	APC	Anadarko Petroleum	D	-2.88	0.20	WMB	Williams Companies	A	2.34	0.20
2010-08-02	SPLS	Staples	D	-2.87	0.90	KMX	Carmax	A	2.58	0.90
2010-08-02	ANTM	Anthem	C	-1.87	0.40	ESRX	Express Scripts Holding	A	2.35	0.40
2010-08-02	AXP	American Express	C	-1.84	0.40	AFL	Aflac	A	2.74	0.40
2010-08-02	BAC	Bank Of America	D	-2.88	1.80	AMP	Ameriprise Financial	A	2.59	1.80
2010-08-02	BBY	Best Buy	C	-1.88	-0.10	MAR	Marriott International	A	2.48	-0.10
2010-08-02	BDX	Becton Dickinson	C	-1.85	-0.20	VAR	Varian Medical Systems	A	2.33	-0.20

Date	Ticker	Name	R	SM	W (%)	Ticker	Name	R	SM	W (%)
2010-08-02	BEN	Franklin Resources	C	-1.86	0.10	DFS	Discover Financial Services	A	2.54	0.10
2010-08-02	CAG	Conagra Brands	C	-1.85	-0.10	TSN	Tyson Foods	A	2.67	-0.10
2010-08-02	CCL	Carnival	C	-1.86	0.90	BIG	Big Lots	A	2.45	0.90
2010-08-02	CELG	Celgene	C	-1.86	1.10	HUM	Humana	A	2.30	1.10
2010-08-02	CL	Colgate-palmolive	C	-1.85	-0.60	HAR	Harman Ind Inc	A	2.57	-0.60
2010-08-02	CLF	Cliffs Natural Resources	C	-1.87	-0.40	TIE	Titanium Metals	A	2.92	-0.40
2010-08-02	MON	Monsanto	D	-2.89	0.30	DPS	Dr Pepper Snapple	A	2.53	0.30
2010-08-02	COF	Capital One Financial	C	-1.85	0.10	CMA	Comerica	A	2.53	0.10
2010-08-02	CVS	Cvs Health	D	-2.86	0.40	TWC	Time Warner Cable Inc.	A	2.44	0.40
2010-08-02	OMG	OM Group	D	-2.88	-0.10	BTU	Peabody Energy Corp	A	2.32	-0.10
2010-08-02	DDR	Ddr	C	-1.86	-0.00	VNO	Vornado Realty Trust	A	2.50	-0.00
2010-08-02	DELL	Dell	D	-2.87	0.10	AKAM	Akamai Technologies	A	2.38	0.10
2010-08-02	DHR	Danaher	C	-1.85	0.10	MWV	MeadWestvaco	A	2.51	0.10
2010-08-02	DOV	Dover	C	-1.85	-0.30	PTV	Pactiv Corp	A	2.47	-0.30
2010-08-02	CME	Cme	C	-1.86	0.40	MTB	M&t Bank	A	2.49	0.40
2010-08-02	FCX	Freeport-mcmoran	C	-1.86	2.30	ECL	Ecolab	A	2.27	2.30
2010-08-02	FITB	Fifth Third Bancorp	C	-1.85	0.00	EQR	Equity Residential	A	2.47	0.00
2010-08-02	FRX	Forest Laboratories	C	-1.85	-0.10	MDT	Medtronic	A	2.26	-0.10
2010-08-02	NOV	National Oilwell Varco	D	-2.86	-0.20	EP	El Paso Corporation	A	2.33	-0.20
2010-08-02	TGNA	Tegna	C	-1.88	0.60	SHLD	Sears	A	2.39	0.60
2010-08-02	GE	General Electric	C	-1.86	0.90	GR	Goodrich	A	2.46	0.90
2010-08-02	STT	State Street	D	-2.88	0.30	BXP	Boston Properties	A	2.45	0.30
2010-08-02	GLW	Corning	C	-1.85	0.70	INTU	Intuit	A	2.32	0.70
2010-08-02	HD	The Home Depot	C	-1.87	-0.20	FDO	Family Dollar Stores	A	2.27	-0.20
2010-08-02	CHK	Chesapeake Energy	D	-2.88	-0.20	BHI	Baker Hughes	A	2.32	-0.20
2010-08-02	URBN	Urban Outfitters	C	-1.87	0.00	AN	Autonation	A	2.23	0.00
2010-08-02	AKS	Ak Steel	D	-2.91	-0.30	FLS	Flowserve	A	2.45	-0.10
2010-08-02	HTLD	Heartland Express	C	-1.84	-0.10	HCP	Hcp	A	2.38	0.70
2010-08-02	MS	Morgan Stanley	D	-2.87	0.70	SWY	Safeway Inc	A	2.20	0.40
2010-08-02	JCP	Jc Penney	D	-2.87	0.40	KIM	Kimco Realty	A	2.37	0.40
2010-08-02	AMTD	Td Ameritrade	D	-2.87	0.40	MJN	Mead Johnson Nutrition	A	2.34	0.00
2010-08-02	KBH	Kb Home	D	-2.90	0.00	HOT	Strw Htl Res Wrlwd	A	2.20	0.30
2010-08-02	KR	Kroger	D	-2.85	0.30	HAS	Hasbro	A	2.34	0.20
2010-08-02	LEN	Lennar	C	-1.88	0.20	GENZ	Genzyme General	A	2.24	-1.00
2010-08-02	LLY	Eli Lilly	C	-1.84	-1.00	PCLN	The Priceline	A	2.17	1.00
2010-08-02	LOW	Lowe's Companies	C	-1.87	1.00	L	Loews	A	2.35	-0.20
2010-08-02	FII	Federated Investors	D	-2.87	-0.20	PGR	Progressive	A	2.34	-0.10
2010-08-02	MI	Marshall & Ilsley	C	-1.88	-0.10	DVA	Davita	A	2.23	2.20
2010-08-02	MRK	Merck & Co	C	-1.86	2.20	HPQ	Hewlett-Packard	A	2.31	-0.00
2010-08-02	MXIM	Maxim Integrated Products	D	-2.86	-0.00	CSX	Csx	A	2.43	2.20
2010-08-02	NSC	Norfolk Southern	C	-1.84	2.20	ARG	Airgas Inc	A	2.26	0.30
2010-08-02	NUE	Nucor	D	-2.87	0.30	RAI	Reynolds American	A	2.30	0.10
2010-08-02	NVR	Nvr	C	-1.86	0.10	BMC	BMC Software	A	2.28	0.50
2010-08-02	ISIL	Intersil	D	-2.89	0.50	SE	Spectra Energy	A	2.31	1.80
2010-08-02	OXY	Occidental Petroleum	C	-1.85	1.80	SUN	Sunoco	A	2.27	0.90
2010-08-02	COP	Conocophillips	C	-1.84	0.90	BCR	C R Bard	A	2.19	2.00
2010-08-02	PFE	Pfizer	D	-2.87	2.00	BF.B	Brown-forman	A	2.29	2.50
2010-08-02	PG	Procter & Gamble	C	-1.84	2.50	APH	Amphenol	A	2.40	0.70
2010-08-02	PH	Parker-hannifin	C	-1.85	0.70	KEY	Keycorp	A	2.31	0.20
2010-08-02	SIVB	Svb Financial	C	-1.86	0.20	CPWR	Compuware Corp	A	2.26	0.20
2010-08-02	LSI	LSI	D	-2.89	0.20	NOVL	Novell	A	2.26	-0.10
2010-08-02	TER	Teradyne	C	-1.86	-0.10	CCE	Coca-Cola Enterprises	A	2.62	0.10
2010-08-02	TJX	Tjx Companies	C	-1.85	0.10	AGN	Allergan	A	2.19	0.30
2010-08-02	TMO	Thermo Fisher Scientific	C	-1.87	0.30	GPC	Genuine Parts	A	2.29	0.30
2010-08-02	TOL	Toll Brothers	D	-2.87	0.30					

Date	Ticker	Name	R	SM	W (%)	Ticker	Name	R	SM	W (%)
2010-08-02	TSO	Tesoro	D	-2.84	-0.00	PXD	Pioneer Natural Resources	A	2.18	-0.00
2010-08-02	TXN	Texas Instruments	C	-1.85	-0.20	VRSN	Verisign	A	2.25	-0.20
2010-08-02	TXT	Textron	C	-1.86	0.20		Fidelity National Information Services	A	2.38	0.20
2010-08-02	VFC	Vf	C	-1.85	0.50	SJM	Jm Smucker	A	2.29	0.50
2010-08-02	WMT	Wal-mart Stores	C	-1.85	0.50	QWST	Qwest Communications	A	2.43	0.50
2010-08-02	X	United States Steel	C	-1.89	-0.40	AVY	Avery Dennison	A	2.25	-0.40
2010-08-02	ZION	Zions Bancorp	C	-1.87	0.20	AIG	American International	A	2.30	0.20
2010-08-02	IVZ	Invesco	D	-2.86	0.40	PNC	Pnc Financial Services	A	2.30	0.40
2010-08-02	JNPR	Juniper Networks	C	-1.85	0.90	CTXS	Citrix Systems	A	2.22	0.90
2010-08-02	JNS	Janus Capital	D	-2.88	0.00	AIZ	Assurant	A	2.29	0.00
2010-08-02	BBT	Bb&t	C	-1.88	0.40	TRV	Travelers Companies	A	2.23	0.40
2010-08-02	EOG	Eog Resources	C	-1.85	0.70	FSLR	First Solar	B	1.20	0.70
2010-08-02	NBR	Nabors Industries	C	-1.88	0.20	MUR	Murphy Oil	B	1.17	0.20
2010-08-02	INTC	Intel	C	-1.85	-0.40	TLAB	Tellabs	A	2.22	-0.40
2010-08-02	BSX	Boston Scientific	D	-2.92	0.00					
2010-08-02	LMT	Lockheed Martin	C	-1.85	-0.60	BLL	Ball	A	2.35	-0.60
2010-08-02	EBAY	Ebay	D	-2.87	-0.40	DTE	Dte Energy	A	2.33	-0.40
2010-08-02	FD	Macy's	C	-1.87	-0.20	CMS	Cms Energy	A	2.31	-0.20
2010-08-02	CBS	Cbs	C	-1.85	0.00	QLGC	QLogic Corp	A	2.30	0.00
2010-08-02	GS	Goldman Sachs	D	-2.87	1.30	MMC	Marsh & Mclennan Cos	A	2.19	1.30
2010-08-02	IGT	International Game Technology PLC	D	-2.89	0.30	GD	General Dynamics	A	2.29	0.30
2010-08-02	QCOM	Qualcomm	D	-2.87	1.00	PBI	Pitney Bowes	A	2.18	1.00
2010-08-02	UNH	Unitedhealth	C	-1.85	0.20	PCS	T-Mobile US Inc.	A	2.27	0.20
2010-08-02	NLC	Nalco Holding	C	-1.84	-0.10	NEM	Newmont Mining	A	2.24	-0.10
2010-08-02	KSS	Kohl's	D	-2.86	0.30	FAST	Fastenal	A	2.26	0.30
2010-08-02	CAH	Cardinal Health	C	-1.85	0.90	PNW	Pinnacle West Capital	A	2.25	0.90
2010-08-02	UMBF	Umb Financial	D	-2.84	-0.00	NDAQ	Nasdaq	B	1.19	-0.00
2010-08-02	VIAB	Viacom	C	-1.84	-0.30	CNP	Centerpoint Energy	A	2.25	-0.30
2010-08-02	DHI	D.r. Horton	D	-2.87	-0.10	HRL	Hormel Foods	A	2.29	-0.10
2010-08-02	TWX	Time Warner	C	-1.84	2.40	LO	Lorillard	A	2.24	2.40
2010-08-02	NYT	New York Times	C	-1.89	-0.10	CLX	Clorox	A	2.23	-0.10
2010-08-02	USB	Us Bancorp	C	-1.86	1.00	JPM	Jpmorgan Chase	B	1.18	1.00
2010-08-02	PDE	Pride International	D	-2.88	0.00	MKC	Mccormick	A	2.23	0.00
2010-08-02	WAT	Waters	C	-1.85	-0.10	EXPD	Expeditors International Of Washington	A	2.22	-0.10
2010-08-02	C	Citigroup	C	-1.87	1.20	IRM	Iron Mountain	B	1.17	1.20
2010-08-02	CEG	Constellation Energy	C	-1.86	0.00	TEG	Integrays Energy	A	2.40	0.00
2010-08-02	JWN	Nordstrom	C	-1.87	-0.10	SRCL	Stericycle	A	2.22	-0.10
2010-08-02	XOM	Exxon Mobil	D	-2.87	2.20	ADP	Automatic Data Processing	A	2.21	2.20
2010-08-02	HON	Honeywell International	C	-1.85	1.80		Minnesota Mng.& Mfg	A	2.35	1.80
2010-08-02	TGT	Target	C	-1.85	0.40	CHRW	C.h.robinson Worldwide	A	2.21	0.40
2010-08-02	PRU	Prudential Financial	C	-1.85	0.50	PWR	Quanta Services	A	2.21	0.50
2010-08-02	EXC	Exelon	D	-2.86	0.20	NI	Nisource	A	2.35	0.20
2010-08-02	UPS	United Parcel Service	C	-1.84	-0.10	RSG	Republic Services	A	2.34	-0.10
2010-08-02	MHS	Medco Health Solutions	C	-1.88	0.30	AEP	American Electric Power	A	2.20	0.30
2010-08-02	DEI	Douglas Emmett	C	-1.85	-0.00	LLL	L-3 Communications	A	2.19	-0.00
2010-08-02	EXPE	Expedia	D	-2.86	0.10	FLIR	Flir Systems	A	2.19	0.10
2010-08-02	G	Genpact	C	-1.86	0.10	EMR	Emerson Electric	A	2.34	0.10
2010-08-02	AWK	American Water Works	C	-1.84	0.30	TE	Teco Energy	A	2.33	0.30
2010-08-02	MDLZ	Mondelez International	C	-1.84	0.20	MO	Altria	A	2.26	0.20
2010-08-02	GOOGL	Alphabet	C	-1.87	0.90	MOT	Motorola Solutions	B	1.20	0.90

Date	Ticker	Name	R	SM	W (%)	Ticker	Name	R	SM	W (%)	
2010-08-02	ARNC	Arconic	D	-2.89	-0.20	SIAL	Sigma Aldrich	A	2.21	-0.20	
2010-09-01	ABT	Abbott Laboratories	C	-1.85	2.30	HSP	Hospira	A	2.41	2.30	
2010-09-01	APOL	Apollo Educat Grp	D	-2.89	0.60	WYNN	Wynn Resorts	A	2.89	0.60	
2010-09-01	ADBE	Adobe Systems	D	-2.87	0.20	CRM	Salesforce.com	A	2.88	0.20	
2010-09-01	GME	Gamestop Corp New	D	-2.88	0.10	WFM	Whole Foods Market	A	2.72	0.10	
2010-09-01	MET	Metlife	C	-1.86	1.00	HBAN	Huntington Bancshares	A	2.89	1.00	
2010-09-01	ROK	Rockwell Automation	C	-1.86	-0.30	CMI	Cummins	A	2.75	-0.30	
2010-09-01	DRI	Darden Restaurants	C	-1.85	0.20	DISCA	Discovery Communications	A	2.63	0.20	
2010-09-01	AMAT	Applied Materials	D	-2.88	0.10	RHT	Red Hat	A	2.75	0.10	
2010-09-01	PMCS	PMC-Sierra	D	-2.88	0.10	TDC	Teradata	A	2.49	0.10	
2010-09-01	DVN	Devon Energy	D	-2.86	1.00	FTI	Fmc Technologies	A	2.53	1.00	
2010-09-01	APA	Apache	D	-2.86	1.20	WMB	Williams Companies	A	2.32	1.20	
2010-09-01	SPLS	Staples	D	-2.88	0.80	KMX	Carmax	A	2.56	0.80	
2010-09-01	ASB	Associated Banc-corp	C	-1.87	-0.10	HST	Host Hotels & Resorts	A	2.67	-0.10	
2010-09-01	ANTM	Anthem	C	-1.88	0.40	ESRX	Express Scripts Holding	A	2.33	0.40	
2010-09-01	AXP	American Express	C	-1.86	0.40	AMP	Ameriprise Financial	A	2.62	0.40	
2010-09-01	BAC	Bank Of America	D	-2.89	1.70	SPG	Simon Property	A	2.60	1.70	
2010-09-01	BAX	Baxter International	D	-2.88	-0.10	VAR	Varian Medical Systems	A	2.33	-0.10	
2010-09-01	BBY	Best Buy	D	-2.89	-0.10	MAR	Marriott International	A	2.45	-0.10	
2010-09-01	CAG	Conagra Brands	C	-1.86	-0.10	TSN	Tyson Foods	A	2.63	-0.10	
2010-09-01	CCL	Carnival	C	-1.87	0.80	BIG	Big Lots	A	2.41	0.80	
2010-09-01	CELG	Celgene	C	-1.86	1.20	HUM	Humana	A	2.30	1.20	
2010-09-01	CL	Colgate-palmolive	C	-1.86	-0.60	DPS	Dr Pepper Snapple	A	2.53	-0.60	
2010-09-01	MON	Monsanto	D	-2.90	0.30	MJN	Mead Johnson Nutrition	A	2.34	0.30	
2010-09-01	COF	Capital One Financial	C	-1.86	0.10	STI	Suntrust Banks	A	2.59	0.10	
2010-09-01	CVS	Cvs Health	D	-2.88	0.40	TWC	Time Warner Cable Inc.	A	2.40	0.40	
2010-09-01	OMG	OM Group	D	-2.88	-0.10	TIE	Titanium Metals	A	2.77	-0.10	
2010-09-01	DDR	Ddr	C	-1.87	-0.00	DFS	Discover Financial Services	A	2.52	-0.00	
2010-09-01	DHR	Danaher	C	-1.86	0.10	PTV	Pactiv Corp	A	2.50	0.10	
2010-09-01	DOV	Dover	C	-1.85	-0.20	GR	Goodrich	A	2.45	-0.20	
2010-09-01	CME	Cme	D	-2.88	0.40	VNO	Vornado Realty Trust	A	2.49	0.40	
2010-09-01	FRX	Forest Laboratories	C	-1.86	-0.20	GENZ	Genzyme General	A	2.24	-0.20	
2010-09-01	NOV	National Oilwell Varco	D	-2.84	-0.20	EP	El Paso Corporation	A	2.31	-0.20	
2010-09-01	TGNA	Tegna	C	-1.89	0.60	SHLD	Sears	A	2.34	0.60	
2010-09-01	GE	General Electric	D	-2.87	0.90	APH	Amphenol	A	2.39	0.90	
2010-09-01	STT	State Street	D	-2.89	0.30	CMA	Comerica	A	2.48	0.30	
2010-09-01	GLW	Corning	C	-1.87	0.20	AKAM	Akamai Technologies	A	2.48	0.20	
2010-09-01	HD	The Home Depot	C	-1.87	-0.20	FDO	Family Dollar Stores	A	2.28	-0.20	
2010-09-01	CHK	Chesapeake Energy	D	-2.88	-0.20	SE	Spectra Energy	A	2.31	-0.20	
2010-09-01	URBN	Urban Outfitters	C	-1.87	0.10	PCLN	The Priceline	A	2.23	0.10	
2010-09-01	AKS	Ak Steel	D	-2.91	-0.40		Fidelity National Information Services	A	2.35	-0.10	
2010-09-01	HTLD	Heartland Express	C	-1.85	-0.10		LXK	Lexmark Intl	A	2.42	1.90
2010-09-01	IBM	IBM	C	-1.84	1.90		MTB	M&t Bank	A	2.48	0.70
2010-09-01	MS	Morgan Stanley	D	-2.88	0.70		BLL	Ball	A	2.34	-0.30
2010-09-01	IR	Ingersoll-rand	C	-1.86	-0.30		AN	Autonation	A	2.21	0.30
2010-09-01	JCP	Jc Penney	D	-2.90	0.30		BXP	Boston Properties	A	2.45	0.40
2010-09-01	AMTD	Td Ameritrade	D	-2.88	0.40			Interpublic Group Of Companies	A	2.20	0.30
2010-09-01	KBH	Kb Home	D	-2.90	0.00		HAS	Hasbro	A	2.33	0.20
2010-09-01	KR	Kroger	D	-2.85	0.30		KIM	Kimco Realty	A	2.37	0.10
2010-09-01	LEN	Lennar	D	-2.89	0.20						
2010-09-01	LNC	Lincoln National	D	-2.87	0.10						

Date	Ticker	Name	R	SM	W (%)	Ticker	Name	R	SM	W (%)
2010-09-01	LOW	Lowe's Companies	D	-2.87	1.10	WYN	Wyndham Worldwide	A	2.20	1.10
2010-09-01	LRCX	Lam Research	C	-1.86	0.10	INTU	Intuit	A	2.34	0.10
2010-09-01	FII	Federated Investors	D	-2.87	-0.20	PSA	Public Storage	A	2.35	-0.20
2010-09-01	MI	Marshall & Ilsley	C	-1.89	-0.10	PGR	Progressive	A	2.34	-0.10
2010-09-01	MRK	Merck & Co	C	-1.86	2.40	BCR	C R Bard	A	2.18	2.40
2010-09-01	MSFT	Microsoft	D	-2.87	2.60	BRCM	Broadcom Corp	A	2.33	2.60
2010-09-01	MXIM	Maxim Integrated Products	D	-2.87	-0.00	ALTR	Altera Corp.	A	2.28	-0.00
2010-09-01	NSC	Norfolk Southern	C	-1.85	2.30	EMR	Emerson Electric	A	2.33	2.30
2010-09-01	NUE	Nucor	D	-2.87	0.30	BTU	Peabody Energy Corp	A	2.30	0.30
2010-09-01	NVLS	Novellus Systems	C	-1.86	0.40	VRSN	Verisign	A	2.26	0.40
2010-09-01	NVR	Nvr	D	-2.87	0.10	SJM	Jm Smucker	A	2.29	0.10
2010-09-01	ISIL	Intersil	D	-2.90	0.50	NOVL	Novell	A	2.25	0.50
2010-09-01	OXY	Occidental Petroleum	C	-1.86	2.20	SUN	Sunoco	A	2.26	2.20
2010-09-01	COP	Conocophillips	C	-1.85	0.90	BHI	Baker Hughes	A	2.25	0.90
2010-09-01	PFE	Pfizer	D	-2.86	2.10	BMJ	Bristol-myers Squibb	A	2.18	2.10
2010-09-01	PG	Procter & Gamble	C	-1.85	2.60	HRL	Hormel Foods	A	2.29	2.60
2010-09-01	PH	Parker-hannifin	C	-1.85	0.50	RSG	Republic Services	A	2.32	0.50
2010-09-01	ROST	Ross Stores	C	-1.85	-0.30	EXPE	Expedia	A	2.20	-0.30
2010-09-01	SHW	Sherwin-williams	C	-1.85	-0.10	FAST	Fastenal	A	2.24	-0.10
2010-09-01	SIVB	Svb Financial	D	-2.87	0.20	L	Loews	A	2.33	0.20
2010-09-01	SLB	Schlumberger	D	-2.87	1.40	FSLR	First Solar	A	2.21	1.40
2010-09-01	SYI	Sysco	C	-1.85	1.00	HOT	Strw Htl Res Wrlwd	A	2.19	1.00
2010-09-01	TJX	Tjx Companies	C	-1.86	0.20	CCE	Coca-Cola Enterprises	A	2.63	0.20
2010-09-01	TMO	Thermo Fisher Scientific	C	-1.87	0.30	AGN	Allergan	A	2.18	0.30
2010-09-01	TOL	Toll Brothers	D	-2.87	0.20	RAI	Reynolds American	A	2.29	0.20
2010-09-01	TSO	Tesoro	D	-2.85	-0.10	MUR	Murphy Oil	B	1.18	-0.10
2010-09-01	TXT	Textron	C	-1.88	0.20	SRCL	Stericycle	A	2.23	0.20
2010-09-01	VFC	Vf	C	-1.86	0.30	GPC	Genuine Parts	A	2.29	0.30
2010-09-01	WFC	Wells Fargo	D	-2.88	1.90	AIZ	Assurant	A	2.28	1.90
2010-09-01	WMT	Wal-mart Stores	D	-2.85	0.50	DTE	Dte Energy	A	2.34	0.50
2010-09-01	X	United States Steel	D	-2.89	-0.40	ECL	Ecolab	A	2.27	-0.40
2010-09-01	ZION	Zions Bancorp	C	-1.89	0.10	KEY	Keycorp	A	2.27	0.10
2010-09-01	IVZ	Invesco	D	-2.87	0.40	AIG	American International	A	2.27	0.40
2010-09-01	JNPR	Juniper Networks	C	-1.86	0.90	CTXS	Citrix Systems	A	2.24	0.90
2010-09-01	JNS	Janus Capital	D	-2.90	0.00					
2010-09-01	BBT	Bb&t	D	-2.89	0.40	MMC	Marsh & Mclennan Cos	A	2.19	0.40
2010-09-01	EOG	Eog Resources	C	-1.87	2.00	CMS	Cms Energy	A	2.34	2.00
2010-09-01	INTC	Intel	C	-1.88	-0.40	CPWR	Compuware Corp	A	2.24	-0.40
2010-09-01	LMT	Lockheed Martin	C	-1.87	-0.70	EXPD	Expeditors International Of Washington	A	2.21	-0.70
2010-09-01	LDOS	Leidos	D	-2.87	-0.10	TLAB	Tellabs	A	2.22	-0.10
2010-09-01	S	Sprint Nextel	C	-1.87	0.50	QWST	Qwest Communications	A	2.44	0.50
2010-09-01	CSCO	Cisco Systems	D	-2.88	2.50	MOT	Motorola Solutions	A	2.20	2.50
2010-09-01	FD	Macy's	C	-1.86	-0.20	TE	Teco Energy	A	2.34	-0.20
2010-09-01	GS	Goldman Sachs International	D	-2.88	1.80	CB	Chubb Corp	A	2.19	1.80
2010-09-01	IGT	Game Technology PLC	D	-2.89	0.30	PNW	Pinnacle West Capital	A	2.27	0.30
2010-09-01	LIFE	Life Technologies	D	-2.87	-0.20	CNP	Centerpoint Energy	A	2.26	-0.20
2010-09-01	NLC	Nalco Holding	C	-1.85	-0.10	ARG	Airgas Inc	A	2.26	-0.10
2010-09-01	KSS	Kohl's	D	-2.86	0.30	MKC	Mccormick	A	2.24	0.30
2010-09-01	SBUX	Starbucks	C	-1.85	-0.00	AEE	Ameren	A	2.20	-0.00
2010-09-01	CAH	Cardinal Health	C	-1.86	1.00	AYE	Allegheny Energy	A	2.20	1.00
2010-09-01	UMBF	Umb Financial	D	-2.86	-0.00	NDAQ	Nasdaq	B	1.18	-0.00
2010-09-01	VIAB	Viacom	C	-1.86	-0.30	SRE	Sempra Energy	A	2.20	-0.30
2010-09-01	DHI	D.r. Horton	D	-2.88	-0.10	BF.B	Brown-forman	A	2.26	-0.10
2010-09-01	MCK	Mckesson	C	-1.86	0.20	POM	Pepco Holdings	A	2.20	0.20
2010-09-01	TWX	Time Warner	C	-1.85	2.70	SIAM	Sigma Aldrich	A	2.20	2.70
2010-09-01	MA	Mastercard	D	-2.87	0.50	PCP	Precision Castparts	A	2.19	0.50

Date	Ticker	Name	R	SM	W (%)	Ticker	Name	R	SM	W (%)
2010-09-01	NYT	New York Times	C	-1.91	-0.10	AEP	American Electric Power	A	2.19	-0.10
2010-09-01	USB	Us Bancorp	C	-1.87	0.80	ES	Eversource Energy	A	2.19	0.80
2010-09-01	SNDK	Sandisk Corp	C	-1.88	0.10	MFE	McAfee	B	1.26	0.10
2010-09-01	FTR	Frontier Communications	C	-1.84	0.20	PCS	T-Mobile US Inc.	A	2.28	0.20
2010-09-01	AET	Aetna	D	-2.87	0.30	PGN	Progress Energy	A	2.19	0.30
2010-09-01	WAT	Waters	C	-1.86	-0.10	APD	Air Products & Chemicals	A	2.19	-0.10
2010-09-01	RRC	Range Resources	D	-2.89	0.10	GWW	Ww Grainger	A	2.19	0.10
2010-09-01	C	Citigroup	C	-1.88	1.30	TAP	Molson Coors Brewing	A	2.19	1.30
2010-09-01	HIG	The Hartford Financial Services	D	-2.88	0.10	BMS	Bemis	A	2.19	0.10
2010-09-01	CEG	Constellation Energy	C	-1.87	0.00	TEG	Integrus Energy	A	2.42	0.00
2010-09-01	JWN	Nordstrom	C	-1.89	-0.10	CTL	Centurylink	A	2.18	-0.10
2010-09-01	TUP	Tupperware Brands	D	-2.87	0.10	MO	Altria	A	2.26	0.10
2010-09-01	XOM	Exxon Mobil	D	-2.87	2.10	PPG	Ppg Industries	A	2.18	2.10
2010-09-01	HON	Honeywell International	C	-1.86	2.10	CHRW	C.h.robinson Worldwide	A	2.21	2.10
2010-09-01	TGT	Target	C	-1.85	0.40	ROP	Roper Technologies	A	2.18	0.40
2010-09-01	PRU	Prudential Financial	C	-1.87	0.50	PX	Praxair	A	2.18	0.50
2010-09-01	EXC	Exelon	D	-2.86	0.20	NI	Nisource	A	2.38	0.20
2010-09-01	HPQ	Hp	D	-2.88	2.60	GAS	Nicor	A	2.18	2.60
2010-09-01	UPS	United Parcel Service	C	-1.84	-0.10	ADP	Automatic Data Processing	A	2.20	-0.10
2010-09-01	ABC	Amerisourcebergen	C	-1.86	-0.10	HNZ	Heinz	A	2.18	-0.10
2010-09-01	MHS	Medco Health Solutions	D	-2.89	0.30	WM	Waste Management	A	2.17	0.30
2010-09-01	PFG	Principal Financial	C	-1.87	0.20	CF	Cf Industries	B	1.25	0.20
2010-09-01	TS	Tenaris Adr	C	-1.88	-0.50	NEM	Newmont Mining	A	2.26	-0.50
2010-09-01	RF	Regions Financial	C	-1.87	0.10	ADM	Archer Daniels Midland	B	1.21	0.10
2010-09-01	G	Genpact	C	-1.87	0.10	ETN	Eaton Corp PLC	A	2.20	0.10
2010-09-01	MDLZ	Mondelez International	C	-1.84	0.20	CLX	Clorox	A	2.24	0.20
2010-09-01	GOOGL	Alphabet	D	-2.88	0.80	PPL	Ppl	B	1.19	0.80
2010-09-01	ARNC	Arconic	D	-2.90	-0.20	AVY	Avery Dennison	A	2.23	-0.20
2010-10-01	ABT	Abbott Laboratories	C	-1.84	2.30	HSP	Hospira	A	2.44	2.30
2010-10-01	APOL	Apollo Educat Grp	D	-2.87	0.60	WYNN	Wynn Resorts	A	2.94	0.60
2010-10-01	ADBE	Adobe Systems	D	-2.87	0.10	RHT	Red Hat	A	2.87	0.10
2010-10-01	GME	Gamestop Corp New	D	-2.87	0.10	WFM	Whole Foods Market	A	2.75	0.10
2010-10-01	DVN	Devon Energy	D	-2.86	0.50	FTI	Fmc Technologies	A	2.57	0.50
2010-10-01	SPLS	Staples	D	-2.87	1.00	KMX	Carmax	A	2.74	1.00
2010-10-01	ANTM	Anthem	C	-1.86	0.40	ESRX	Express Scripts Holding	A	2.37	0.40
2010-10-01	BAC	Bank Of America	D	-2.89	1.60	HST	Host Hotels & Resorts	A	2.72	1.60
2010-10-01	CBE	Cooper Industries	C	-1.84	0.20	CMI	Cummins	A	2.86	0.20
2010-10-01	CHD	Church & Dwight	C	-1.84	-0.10	TSN	Tyson Foods	A	2.62	-0.10
2010-10-01	CL	Colgate-palmolive	C	-1.85	0.40	DPS	Dr Pepper Snapple	A	2.49	0.40
2010-10-01	COF	Capital One Financial	C	-1.86	0.10	STI	Suntrust Banks	A	2.65	0.10
2010-10-01	CVS	Cvs Health	D	-2.86	0.40	DISCA	Discovery Communications	A	2.70	0.40
2010-10-01	DDR	Ddr	C	-1.86	-0.00	AMP	Ameriprise Financial	A	2.64	-0.00
2010-10-01	DELL	Dell	D	-2.88	0.30	CRM	Salesforce.com	A	2.85	0.30
2010-10-01	CME	Cme	D	-2.88	0.40	SPG	Simon Property	A	2.60	0.40
2010-10-01	TGNA	Tegna	C	-1.89	0.50	MAR	Marriott International	A	2.49	0.50
2010-10-01	ZBH	Zimmer Biomet	D	-2.86	-0.10	VAR	Varian Medical Systems	A	2.37	-0.10
2010-10-01	HD	The Home Depot	C	-1.85	-0.20	BIG	Big Lots	A	2.43	-0.20
2010-10-01	CHK	Chesapeake Energy	D	-2.87	-0.20	SE	Spectra Energy	A	2.33	-0.20
2010-10-01	URBN	Urban Outfitters	C	-1.87	0.00	TWC	Time Warner Cable Inc.	A	2.41	0.00

Date	Ticker	Name	R	SM	W (%)	Ticker	Name	R	SM	W (%)
2010-10-01	AKS	Ak Steel	D	-2.91	-0.50					
2010-10-01	IR	Ingersoll-rand	C	-1.85	-0.40	PTV	Pactiv Corp	A	2.51	-0.40
2010-10-01	AMTD	Td Ameritrade	D	-2.87	0.30	DFS	Discover Financial Services	A	2.57	0.30
2010-10-01	LEN	Lennar	D	-2.87	0.20	MJN	Mead Johnson Nutrition	A	2.36	0.20
2010-10-01	LNC	Lincoln National	D	-2.88	0.10	VNO	Vornado Realty Trust	A	2.49	0.10
2010-10-01	LOW	Lowe's Companies	D	-2.87	1.00	FDO	Family Dollar Stores	A	2.28	1.00
2010-10-01	MI	Marshall & Ilsley	C	-1.88	-0.10	EQR	Equity Residential	A	2.48	-0.10
2010-10-01	MSFT	Microsoft	D	-2.87	3.00	TDC	Teradata	A	2.57	3.00
2010-10-01	NSC	Norfolk Southern	C	-1.84	2.30	GR	Goodrich	A	2.47	2.30
2010-10-01	NVLS	Novellus Systems	C	-1.85	0.40	LXK	Lexmark Intl	A	2.52	0.40
2010-10-01	NVR	Nvr	D	-2.86	0.10	HAS	Hasbro	A	2.35	0.10
2010-10-01	ISIL	Intersil	D	-2.89	0.50	AKAM	Akamai Technologies	A	2.50	0.50
2010-10-01	ROST	Ross Stores	C	-1.84	-0.10	PCLN	The Priceline	A	2.25	-0.10
2010-10-01	RTN	Raytheon	D	-2.88	-0.40	APH	Amphenol	A	2.43	-0.40
2010-10-01	SHW	Sherwin-williams	C	-1.85	-0.10		Fidelity National Information Services	A	2.36	-0.10
2010-10-01	SIVB	Svb Financial	D	-2.86	0.20	BXP	Boston Properties	A	2.44	0.20
2010-10-01	TMO	Thermo Fisher Scientific	C	-1.86	0.40	HUM	Humana	A	2.31	0.40
2010-10-01	WFC	Wells Fargo	D	-2.87	1.90	TROW	T Rowe Price	A	2.40	1.90
2010-10-01	ZION	Zions Bancorp	C	-1.88	0.10	KIM	Kimco Realty	A	2.38	0.10
2010-10-01	BBT	Bb&t	D	-2.89	0.40	L	Loews	A	2.35	0.40
2010-10-01	EOG	Eog Resources	C	-1.86	2.10	EP	El Paso Corporation	A	2.32	2.10
2010-10-01	INTC	Intel	D	-2.87	-0.40	BRCM	Broadcom Corp	A	2.37	-0.40
2010-10-01	BSX	Boston Scientific	D	-2.91	0.10		Emerson Electric	A	2.36	-0.70
2010-10-01	LMT	Lockheed Martin	D	-2.87	-0.70	EMR	Emerson Electric	A	2.36	-0.70
2010-10-01	LDOS	Leidos	D	-2.86	-0.10	INTU	Intuit	A	2.35	-0.10
2010-10-01	CSCO	Cisco Systems	D	-2.87	2.60	VRSN	Verisign	A	2.28	2.60
2010-10-01	IGT	International Game Technology PLC	D	-2.90	0.30	IPG	Interpublic Group Of Companies	A	2.23	0.30
2010-10-01	LIFE	Life Technologies	D	-2.86	-0.20	GENZ	Genzyme General	A	2.25	-0.20
2010-10-01	SBUX	Starbucks	C	-1.83	-0.00	EXPE	Expedia	A	2.22	-0.00
2010-10-01	CAH	Cardinal Health	C	-1.85	1.10	WYN	Wyndham Worldwide	A	2.22	1.10
2010-10-01	UMBF	Umb Financial	D	-2.85	-0.00	PGR	Progressive	A	2.35	-0.00
2010-10-01	DHI	D.r. Horton	D	-2.88	-0.10	RAI	Reynolds American	A	2.30	-0.10
2010-10-01	MCK	Mckesson	C	-1.86	0.20	AN	Autonation	A	2.22	0.20
2010-10-01	TWX	Time Warner	C	-1.85	2.70	ANF	Abercrombie & Fitch	A	2.21	2.70
2010-10-01	DNR	Denbury Resources	C	-1.86	-0.30	SUN	Sunoco	A	2.28	-0.30
2010-10-01	NYT	New York Times	D	-2.91	-0.10		Public Storage	A	2.34	0.80
2010-10-01	USB	Us Bancorp	D	-2.87	0.80	PSA	Public Storage	A	2.34	0.80
2010-10-01	SNDK	Sandisk Corp	C	-1.88	0.10	CPWR	Compuware Corp	A	2.27	0.10
2010-10-01	FTR	Frontier Communications	C	-1.84	0.20	QWST	Qwest Communications	A	2.48	0.20
2010-10-01	WAT	Waters	C	-1.84	-0.10	AGN	Allergan	A	2.19	-0.10
2010-10-01	C	Citigroup	C	-1.87	1.30	AIZ	Assurant	A	2.31	1.30
2010-10-01	CEG	Constellation Energy	D	-2.86	0.00	TEG	Integrys Energy	A	2.44	0.00
2010-10-01	JWN	Nordstrom	C	-1.87	-0.10	HOT	Strw Htl Res Wrlwd	A	2.21	-0.10
2010-10-01	XOM	Exxon Mobil	D	-2.86	2.00	BHI	Baker Hughes	A	2.28	2.00
2010-10-01	HPQ	Hp	D	-2.88	2.00	CTXS	Citrix Systems	A	2.27	2.00
2010-10-01	ABC	Amerisourcebergen	C	-1.84	-0.10	LTD	L Brands	A	2.20	-0.10
2010-10-01	MHS	Medco Health Solutions	D	-2.87	0.30	STJ	St Jude Medical Inc	A	2.19	0.30
2010-10-01	PFG	Principal Financial	C	-1.86	0.20	AIG	American International	A	2.29	0.20
2010-10-01	TS	Tenaris Adr	C	-1.86	-0.60	TIE	Titanium Metals	A	2.82	-0.60
2010-10-01	V	Visa	D	-2.87	0.10	KEY	Keycorp	A	2.28	0.10
2010-10-01	RF	Regions Financial	C	-1.87	0.10	CB	Chubb Corp	A	2.19	0.10
2010-11-01	ECA	Encana	D	-2.86	-0.10	TEG	Integrys Energy	A	2.44	-0.10
2010-11-01	ADBE	Adobe Systems	D	-2.86	0.20	RHT	Red Hat	A	2.90	0.20
2010-11-01	GME	Gamestop Corp New	D	-2.87	0.10	WYNN	Wynn Resorts	A	3.00	0.10
2010-11-01	MET	Metlife	C	-1.84	0.80	HST	Host Hotels & Resorts	A	2.78	0.80

Date	Ticker	Name	R	SM	W (%)	Ticker	Name	R	SM	W (%)
2010-11-01	ASB	Associated Banc-corp	C	-1.85	-0.10	AMP	Ameriprise Financial	A	2.69	-0.10
2010-11-01	AXP	American Express	C	-1.84	0.60	DFS	Discover Financial Services	A	2.61	0.60
2010-11-01	BAC	Bank Of America	D	-2.90	1.60					
2010-11-01	BK	Bank Of New York Mellon	D	-2.87	-0.20	VNO	Vornado Realty Trust	A	2.51	-0.20
2010-11-01	CL	Colgate-palmolive	D	-2.85	0.40	TSN	Tyson Foods	A	2.59	0.40
2010-11-01	COF	Capital One Financial	D	-2.87	0.10	EQR	Equity Residential	A	2.49	0.10
2010-11-01	TGNA	Tegna	D	-2.90	0.50	KMX	Carmax	A	2.82	0.50
2010-11-01	HBAN	Huntington Bancshares	C	-1.87	0.10	BXP	Boston Properties	A	2.46	0.10
2010-11-01	URBN	Urban Outfitters	D	-2.88	0.00	DISCA	Discovery Communications	A	2.72	0.00
2010-11-01	AKS	Ak Steel	D	-2.92	-0.40					
2010-11-01	HTLD	Heartland Express	C	-1.84	-0.10	CMI	Cummins	A	2.83	-0.10
2010-11-01	MS	Morgan Stanley	D	-2.85	0.70	TROW	T Rowe Price	A	2.44	0.70
2010-11-01	K	Kellogg	D	-2.85	0.10	MJN	Mead Johnson Nutrition	A	2.38	0.10
2010-11-01	LNC	Lincoln National	D	-2.88	0.10	KIM	Kimco Realty	A	2.41	0.10
2010-11-01	LOW	Lowe's Companies	D	-2.87	0.90	MAR	Marriott International	A	2.50	0.90
2010-11-01	NVR	Nvr	D	-2.86	0.10	HAS	Hasbro	A	2.36	0.10
2010-11-01	ISIL	Intersil	D	-2.87	0.50	CRM	Salesforce.com	A	2.86	0.50
2010-11-01	PHM	Pultegroup	D	-2.90	-0.10					
2010-11-01	RTN	Raytheon	D	-2.87	-0.40	GR	Goodrich	A	2.52	-0.40
2010-11-01	SWN	Southwestern Energy	D	-2.87	-0.10	FTI	Fmc Technologies	A	2.59	-0.10
2010-11-01	SYU	Sysco	C	-1.84	1.00	TWC	Time Warner Cable Inc.	A	2.43	1.00
2010-11-01	TMO	Thermo Fisher Scientific	C	-1.85	0.40	HSP	Hospira	A	2.46	0.40
2010-11-01	WFC	Wells Fargo	D	-2.87	1.80	L	Loews	A	2.37	1.80
2010-11-01	X	United States Steel	D	-2.84	-1.00	TIE	Titanium Metals	A	2.79	-1.00
2010-11-01	ZION	Zions Bancorp	C	-1.89	0.10	PGR	Progressive	A	2.36	0.10
2010-11-01	BBT	Bb&t	D	-2.89	0.40	PSA	Public Storage	A	2.36	0.40
2010-11-01	EOG	Eog Resources	C	-1.86	1.80	HAL	Halliburton	A	2.39	1.80
2010-11-01	XLNX	Xilinx	C	-1.85	0.50	TDC	Teradata	A	2.58	0.50
2010-11-01	BSX	Boston Scientific	D	-2.91	0.10					
2010-11-01	LMT	Lockheed Martin	D	-2.86	-1.00	PTV	Pactiv Corp	A	2.51	-1.00
2010-11-01	LDOS	Leidos	D	-2.87	-0.10	AKAM	Akamai Technologies	A	2.52	-0.10
2010-11-01	S	Sprint Nextel	C	-1.86	0.50	QWST	Qwest Communications	A	2.51	0.50
2010-11-01	IGT	International Game Technology PLC	D	-2.89	0.30	BIG	Big Lots	A	2.40	0.30
2010-11-01	CMA	Comerica	C	-1.87	0.10	AIG	American International	A	2.32	0.10
2010-11-01	CAH	Cardinal Health	C	-1.84	1.10	FDO	Family Dollar Stores	A	2.30	1.10
2010-11-01	UMBF	Umb Financial	D	-2.85	-0.00	AIZ	Assurant	A	2.30	-0.00
2010-11-01	DHI	D.r. Horton	D	-2.88	0.10	RAI	Reynolds American	A	2.34	0.10
2010-11-01	TWX	Time Warner	C	-1.84	3.10	PCLN	The Priceline	A	2.28	3.10
2010-11-01	NYT	New York Times	D	-2.91	-0.10					
2010-11-01	SNDK	Sandisk Corp	C	-1.87	0.10	LXK	Lexmark Intl	A	2.45	0.10
2010-11-01	C	Citigroup	C	-1.87	1.30	KEY	Keycorp	A	2.28	1.30
2010-11-01	JWN	Nordstrom	C	-1.86	-0.10	WYN	Wyndham Worldwide	A	2.24	-0.10
2010-11-01	PRU	Prudential Financial	C	-1.85	0.60	AIV	Apartment Investment & Management	A	2.22	0.60
2010-11-01	HPQ	Hp	D	-2.87	1.90	BRCM	Broadcom Corp	A	2.43	1.90
2010-11-01	MHS	Medco Health Solutions	D	-2.87	0.40	VAR	Varian Medical Systems	A	2.38	0.40
2010-11-01	PFGE	Principal Financial	C	-1.86	-0.10	EFX	Equifax	A	2.20	-0.10
2010-11-01	TS	Tenaris Adr	C	-1.85	-0.60	BTU	Peabody Energy Corp	A	2.36	-0.60
2010-11-01	RF	Regions Financial	C	-1.86	0.20	NDAQ	Nasdaq	A	2.20	0.20
2010-12-01	ECA	Encana	D	-2.86	-0.20	TWC	Time Warner Cable Inc.	A	2.48	-0.20
2010-12-01	ADBE	Adobe Systems	D	-2.84	0.20	CRM	Salesforce.com	A	3.00	0.20
2010-12-01	ASB	Associated Banc-corp	C	-1.84	-0.10	HST	Host Hotels & Resorts	A	2.82	-0.10

Date	Ticker	Name	R	SM	W (%)	Ticker	Name	R	SM	W (%)
2010-12-01	AXP	American Express	C	-1.83	0.40	AMP	Ameriprise Financial	A	2.71	0.40
2010-12-01	BAC	Bank Of America	D	-2.90	1.60					
2010-12-01	CL	Colgate-palmolive	D	-2.85	0.40	TSN	Tyson Foods	A	2.62	0.40
2010-12-01	CPB	Campbell Soup	C	-1.85	0.60	MJN	Mead Johnson Nutrition	A	2.38	0.60
2010-12-01	COF	Capital One Financial	D	-2.84	0.10	DFS	Discover Financial Services	A	2.64	0.10
2010-12-01	HBAN	Huntington Bancshares	C	-1.86	0.10	EQR	Equity Residential	A	2.51	0.10
2010-12-01	AKS	Ak Steel	D	-2.91	-0.50					
2010-12-01	HTLD	Heartland Express	C	-1.83	-0.10	CMI	Cummins	A	2.94	-0.10
2010-12-01	MS	Morgan Stanley	D	-2.85	0.70	VNO	Vornado Realty Trust	A	2.47	0.70
2010-12-01	K	Kellogg	D	-2.85	0.40	HAS	Hasbro	A	2.37	0.40
2010-12-01	LOW	Lowe's Companies	D	-2.86	1.00	WYNN	Wynn Resorts	A	3.00	1.00
2010-12-01	PEG	Public Service Enterprise	C	-1.85	0.40	TEG	Integrays Energy	A	2.41	0.40
2010-12-01	PHM	Pultegroup	D	-2.92	-0.10					
2010-12-01	SY	Sysco	C	-1.84	1.00	KMX	Carmax	A	2.90	1.00
2010-12-01	ZION	Zions Bancorp	C	-1.89	0.10	TROW	T Rowe Price	A	2.47	0.10
2010-12-01	BBT	Bb&t	D	-2.89	0.40	BXP	Boston Properties	A	2.45	0.40
2010-12-01	EOG	Eog Resources	C	-1.87	1.60	FTI	Fmc Technologies	A	2.71	1.60
2010-12-01	XLNX	Xilinx	C	-1.84	0.90	RHT	Red Hat	A	2.98	0.90
2010-12-01	LMT	Lockheed Martin	D	-2.87	-0.90	GR	Goodrich	A	2.54	-0.90
2010-12-01	LDOS	Leidos	D	-2.87	-0.10	TDC	Teradata	A	2.61	-0.10
2010-12-01	S	Sprint Nextel	C	-1.87	0.60	QWST	Qwest Communications	A	2.54	0.60
2010-12-01	CSCO	Cisco Systems	D	-2.87	3.00	AKAM	Akamai Technologies	A	2.54	3.00
2010-12-01	CMA	Comerica	C	-1.86	0.20	KIM	Kimco Realty	A	2.40	0.20
2010-12-01	TWX	Time Warner	C	-1.85	2.80	DISCA	Discovery Communications	A	2.67	2.80
2010-12-01	SNDK	Sandisk Corp	C	-1.84	0.20	BRCM	Broadcom Corp	A	2.49	0.20
2010-12-01	PRU	Prudential Financial	C	-1.85	0.70	L	Loews	A	2.35	0.70
2010-12-01	HPQ	Hp	D	-2.87	1.20	LXK	Lexmark Intl	A	2.43	1.20
2010-12-01	RF	Regions Financial	C	-1.87	0.20	PGR	Progressive	A	2.35	0.20
2011-01-03	ECA	Encana	D	-2.86	-0.20	RHT	Red Hat	A	2.98	-0.20
2011-01-03	CPB	Campbell Soup	C	-1.85	0.50	TSN	Tyson Foods	A	2.62	0.50
2011-01-03	HSY	The Hershey	C	-1.85	-0.10	MJN	Mead Johnson Nutrition	A	2.40	-0.10
2011-01-03	PEG	Public Service Enterprise	C	-1.85	0.40	TEG	Integrays Energy	A	2.41	0.40
2011-01-03	PHM	Pultegroup	D	-2.90	-0.10					
2011-01-03	SY	Sysco	C	-1.84	0.90	WYNN	Wynn Resorts	A	3.00	0.90
2011-01-03	EOG	Eog Resources	D	-2.86	1.30	FTI	Fmc Technologies	A	2.72	1.30
2011-01-03	LMT	Lockheed Martin	D	-2.87	-0.90	CMI	Cummins	A	3.00	-0.90
2011-01-03	CSCO	Cisco Systems	D	-2.86	3.10	CRM	Salesforce.com	A	3.00	3.10
2011-01-03	RF	Regions Financial	C	-1.84	0.20	HST	Host Hotels & Resorts	A	2.90	0.20
2011-02-01	ABT	Abbott Laboratories	D	-2.86	1.90	ESRX	Express Scripts Holding	A	2.44	1.90
2011-02-01	AMGN	Amgen	C	-1.84	-0.20	VAR	Varian Medical Systems	A	2.41	-0.20
2011-02-01	CELG	Celgene	C	-1.86	0.80	HUM	Humana	A	2.36	0.80
2011-02-01	CPB	Campbell Soup	C	-1.85	0.30	TSN	Tyson Foods	A	2.65	0.30
2011-02-01	GIS	General Mills	C	-1.85	0.70	MJN	Mead Johnson Nutrition	A	2.37	0.70
2011-02-01	HSY	The Hershey	C	-1.85	-0.10	GPC	Genuine Parts	A	2.35	-0.10
2011-02-01	LLY	Eli Lilly	D	-2.83	-0.90	SYK	Stryker	A	2.31	-0.90
2011-02-01	MRK	Merck & Co	C	-1.85	1.70	THC	Tenet Healthcare	A	2.28	1.70
2011-02-01	PEG	Public Service Enterprise	C	-1.84	0.40	TEG	Integrays Energy	A	2.40	0.40
2011-02-01	PHM	Pultegroup	D	-2.90	-0.10	HAS	Hasbro	A	2.34	-0.10
2011-02-01	S	Sprint Nextel	C	-1.84	0.70	QWST	Qwest Communications	A	2.55	0.70
2011-02-01	CSCO	Cisco Systems	D	-2.85	3.00	CRM	Salesforce.com	A	3.00	3.00
2011-02-01	DNDNQ	Dendreon Corp	C	-1.86	0.30	CVH	Coventry Health Care	A	2.28	0.30
2011-02-01	RF	Regions Financial	C	-1.84	0.20	HST	Host Hotels & Resorts	A	2.93	0.20
2011-02-01	G	Genpact	D	-2.86	0.10	CMI	Cummins	A	3.00	0.10
2011-03-01	ABT	Abbott Laboratories	D	-2.85	2.10	ESRX	Express Scripts Holding	A	2.42	2.10

Date	Ticker	Name	R	SM	W (%)	Ticker	Name	R	SM	W (%)
2011-03-01	AMGN	Amgen	C	-1.85	-0.20	VAR	Varian Medical Systems	A	2.42	-0.20
2011-03-01	CELG	Celgene	C	-1.86	0.80	HUM	Humana	A	2.39	0.80
2011-03-01	CL	Colgate-palmolive	C	-1.84	0.40	TSN	Tyson Foods	A	2.70	0.40
2011-03-01	CPB	Campbell Soup	D	-2.85	0.30	MJN	Mead Johnson Nutrition	A	2.37	0.30
2011-03-01	GIS	General Mills	C	-1.84	0.70	HRL	Hormel Foods	A	2.36	0.70
2011-03-01	LLY	Eli Lilly	D	-2.84	-0.90	SYK	Stryker	A	2.33	-0.90
2011-03-01	MRK	Merck & Co	D	-2.86	1.70	THC	Tenet Healthcare	A	2.30	1.70
2011-03-01	PCG	Pg&e	C	-1.84	0.50	TEG	Integrays Energy	A	2.41	0.50
2011-03-01	PEG	Public Service Enterprise	C	-1.85	0.40	NI	Nisource	A	2.40	0.40
2011-03-01	S	Sprint Nextel	C	-1.85	0.60	QWST	Qwest Communications	A	2.51	0.60
2011-03-01	CSCO	Cisco Systems	D	-2.87	2.30	CRM	Salesforce.com	A	2.97	2.30
2011-03-01	DNDNQ	Dendreon Corp	D	-2.87	0.30	CVH	Coventry Health Care	A	2.27	0.30
2011-03-01	DG	Dollar General	C	-1.86	-0.20	WYNN	Wynn Resorts	A	3.00	-0.20
2011-03-01	G	Genpact	D	-2.88	0.10	CMI	Cummins	A	2.94	0.10
2011-04-01	SPLS	Staples	C	-1.86	0.50	WYNN	Wynn Resorts	A	3.00	0.50
2011-04-01	BAC	Bank Of America	C	-1.85	1.90	HST	Host Hotels & Resorts	A	2.85	1.90
2011-04-01	CCL	Carnival	C	-1.87	1.00	KMX	Carmax	A	2.87	1.00
2011-04-01	CPB	Campbell Soup	D	-2.85	0.20	TSN	Tyson Foods	A	2.73	0.20
2011-04-01	MAR	Marriott International	C	-1.86	0.10	CVC	Cablevision Systems Corp	A	2.61	0.10
2011-04-01	CME	Cme	C	-1.84	0.40	AMP	Ameriprise Financial	A	2.84	0.40
2011-04-01	MRK	Merck & Co	D	-2.85	1.70	ESRX	Express Scripts Holding	A	2.43	1.70
2011-04-01	ISIL	Intersil	C	-1.87	0.10	CRM	Salesforce.com	A	3.00	0.10
2011-04-01	PCAR	Paccar	C	-1.85	1.10	CMI	Cummins	A	3.00	1.10
2011-04-01	PCG	Pg&e	C	-1.85	0.50	TEG	Integrays Energy	A	2.42	0.50
2011-04-01	PVH	Pvh	C	-1.85	-0.20	HRL	Hormel Foods	A	2.38	-0.20
2011-04-01	SYY	Sysco	D	-2.85	0.60	TWC	Time Warner Cable Inc.	A	2.54	0.60
2011-04-01	CSCO	Cisco Systems	D	-2.88	1.90	NTAP	Netapp	A	2.77	1.90
2011-04-01	NKE	Nike	C	-1.86	0.20	RAI	Reynolds American	A	2.37	0.20
2011-04-01	LIFE	Life Technologies	C	-1.84	-0.20	VAR	Varian Medical Systems	A	2.42	-0.20
2011-04-01	UMBF	Umb Financial	C	-1.86	-0.00	DFS	Discover Financial Services	A	2.82	-0.00
2011-04-01	SNDK	Sandisk Corp	C	-1.86	0.20	TDC	Teradata	A	2.74	0.20
2011-04-01	TGT	Target	D	-2.86	0.30	PCLN	The Priceline	A	2.38	0.30
2011-04-01	MHS	Medco Health Solutions	C	-1.86	0.20	THC	Tenet Healthcare	A	2.32	0.20
2011-04-01	DG	Dollar General	C	-1.84	-0.30	FDO	Family Dollar Stores	A	2.33	-0.30
2011-04-01	G	Genpact	D	-2.87	0.10	GR	Goodrich	A	2.54	0.10
2011-05-02	RCL	Royal Caribbean Cruises	C	-1.87	-0.30	WYNN	Wynn Resorts	A	3.00	-0.30
2011-05-02	AEP	American Electric Power	C	-1.84	-0.20	TEG	Integrays Energy	A	2.44	-0.20
2011-05-02	SPLS	Staples	D	-2.85	0.40	CMG	Chipotle Mexican Grill	A	3.00	0.40
2011-05-02	BAC	Bank Of America	C	-1.86	1.70	HST	Host Hotels & Resorts	A	2.86	1.70
2011-05-02	CCL	Carnival	C	-1.87	1.10	KMX	Carmax	A	2.92	1.10
2011-05-02	FSLR	First Solar	C	-1.87	-0.10	FTI	Fmc Technologies	A	2.76	-0.10
2011-05-02	CPB	Campbell Soup	D	-2.85	0.40	TSN	Tyson Foods	A	2.75	0.40
2011-05-02	MAR	Marriott International	C	-1.86	0.10	CVC	Cablevision Systems Corp	A	2.62	0.10
2011-05-02	CME	Cme	C	-1.85	0.40	DFS	Discover Financial Services	A	2.84	0.40
2011-05-02	FITB	Fifth Third Bancorp	C	-1.86	0.30	AMP	Ameriprise Financial	A	2.83	0.30
2011-05-02	KEY	Keycorp	C	-1.85	-0.10	SPG	Simon Property	A	2.74	-0.10
2011-05-02	ISIL	Intersil	C	-1.84	0.10	CRM	Salesforce.com	A	3.00	0.10
2011-05-02	PCAR	Paccar	C	-1.85	1.30	CMI	Cummins	A	3.00	1.30
2011-05-02	PCG	Pg&e	C	-1.84	0.30	NI	Nisource	A	2.41	0.30
2011-05-02	PEG	Public Service Enterprise	C	-1.84	0.40	CMS	Cms Energy	A	2.38	0.40
2011-05-02	WFC	Wells Fargo	C	-1.86	2.50	EQR	Equity Residential	A	2.60	2.50
2011-05-02	X	United States Steel	C	-1.88	-0.30	BTU	Peabody Energy Corp	A	2.44	-0.30

Date	Ticker	Name	R	SM	W (%)	Ticker	Name	R	SM	W (%)
2011-05-02	MRVL	Marvell Technology	D	-2.89	0.30	NTAP	Netapp	A	2.83	0.30
2011-05-02	CSCO	Cisco Systems	D	-2.88	1.60	TDC	Teradata	A	2.81	1.60
2011-05-02	NKE	Nike	C	-1.85	0.20	MJN	Mead Johnson Nutrition	A	2.42	0.20
2011-05-02	GS	Goldman Sachs	C	-1.86	2.30	VNO	Vornado Realty Trust	A	2.56	2.30
2011-05-02	LIFE	Life Technologies	C	-1.84	-0.20	ESRX	Express Scripts Holding	A	2.44	-0.20
2011-05-02	H	Hyatt Hotels	C	-1.85	-0.00	TWC	Time Warner Cable Inc.	A	2.58	-0.00
2011-05-02	UMBF	Umb Financial	C	-1.84	-0.00	BXP	Boston Properties	A	2.55	-0.00
2011-05-02	NYT	New York Times	C	-1.88	-0.10	PCLN	The Priceline	A	2.41	-0.10
2011-05-02	SNDK	Sandisk Corp	C	-1.85	0.20	INTU	Intuit	A	2.43	0.20
2011-05-02	TGT	Target	D	-2.87	0.30	ANF	Abercrombie & Fitch	A	2.39	0.30
2011-05-02	HPQ	Hp	D	-2.86	0.60	LXK	Lexmark Intl	A	2.37	0.60
2011-05-02	MHS	Medco Health Solutions	C	-1.85	0.20	VAR	Varian Medical Systems	A	2.43	0.20
2011-05-02	GOOGL	Alphabet	C	-1.86	0.70	CPWR	Compuware Corp	A	2.36	0.70
2011-06-01	RCL	Royal Caribbean Cruises	C	-1.88	-0.20	WYNN	Wynn Resorts	A	3.00	-0.20
2011-06-01	AFL	Aflac	C	-1.87	0.40	HST	Host Hotels & Resorts	A	2.83	0.40
2011-06-01	SPLS	Staples	D	-2.88	0.10	CMG	Chipotle Mexican Grill	A	3.00	0.10
2011-06-01	BAC	Bank Of America	C	-1.87	1.60	DFS	Discover Financial Services	A	2.80	1.60
2011-06-01	CCL	Carnival	C	-1.87	1.10	CVC	Cablevision Systems Corp	A	2.61	1.10
2011-06-01	FSLR	First Solar	C	-1.88	-0.10	FTI	Fmc Technologies	A	2.71	-0.10
2011-06-01	MAR	Marriott International	C	-1.86	0.10	TWC	Time Warner Cable Inc.	A	2.57	0.10
2011-06-01	RIG	Transocean	C	-1.87	-0.10	EP	El Paso Corporation	A	2.54	-0.10
2011-06-01	CME	Cme	C	-1.86	0.30	AMP	Ameriprise Financial	A	2.79	0.30
2011-06-01	EMR	Emerson Electric	C	-1.86	0.00	CMI	Cummins	A	2.94	0.00
2011-06-01	FITB	Fifth Third Bancorp	C	-1.87	0.30	SPG	Simon Property	A	2.73	0.30
2011-06-01	TGNA	Tegna	C	-1.87	0.30	ANF	Abercrombie & Fitch	A	2.41	0.30
2011-06-01	AXLL	Axiall Corporation	C	-1.89	0.40	CF	Cf Industries	A	2.40	0.40
2011-06-01	HBAN	Huntington Bancshares	C	-1.86	0.00	EQR	Equity Residential	A	2.60	0.00
2011-06-01	AKS	Ak Steel	C	-1.86	-0.50	BTU	Peabody Energy Corp	A	2.39	-0.50
2011-06-01	MS	Morgan Stanley	C	-1.88	0.90	BXP	Boston Properties	A	2.56	0.90
2011-06-01	KEY	Keycorp	C	-1.86	-0.10	VNO	Vornado Realty Trust	A	2.55	-0.10
2011-06-01	LRCX	Lam Research	C	-1.87	1.20	CRM	Salesforce.com	A	3.00	1.20
2011-06-01	CHH	Choice Hotels International	C	-1.86	-0.10	PCLN	The Priceline	A	2.37	-0.10
2011-06-01	MSFT	Microsoft	D	-2.86	2.30	NTAP	Netapp	A	2.85	2.30
2011-06-01	ISIL	Intersil	C	-1.85	0.10	TDC	Teradata	A	2.80	0.10
2011-06-01	PCAR	Paccar	C	-1.86	1.30	GR	Goodrich	A	2.54	1.30
2011-06-01	STI	Suntrust Banks	C	-1.87	-0.10	AVB	Avalonbay Communities	A	2.54	-0.10
2011-06-01	TROW	T Rowe Price	C	-1.86	-0.10	VTR	Ventas	A	2.50	-0.10
2011-06-01	TXT	Texttron	C	-1.87	-0.10	APH	Amphenol	A	2.47	-0.10
2011-06-01	WFC	Wells Fargo	C	-1.87	2.40	PSA	Public Storage	A	2.40	2.40
2011-06-01	X	United States Steel	C	-1.88	-0.40	MEE	Massey Energy Corp	A	2.39	-0.40
2011-06-01	JNPR	Juniper Networks	C	-1.88	0.60	INTU	Intuit	A	2.42	0.60
2011-06-01	MRVL	Marvell Technology	D	-2.88	0.20	NVDA	Nvidia	A	2.36	0.20
2011-06-01	CAM	International Corp. Teva	C	-1.88	0.20	BHI	Baker Hughes	A	2.46	0.20
2011-06-01	TEVA	Pharmaceutical Industries Adr	D	-2.85	0.30	ESRX	Express Scripts Holding	A	2.45	0.30
2011-06-01	CSCO	Cisco Systems	D	-2.89	1.50	NSM	Nat Semiconductor	A	2.34	1.50

Date	Ticker	Name	R	SM	W (%)	Ticker	Name	R	SM	W (%)
2011-06-01	GS	Goldman Sachs	C	-1.87	1.30	L	Loews	A	2.38	1.30
2011-06-01	H	Hyatt Hotels	C	-1.86	-0.00	FDO	Family Dollar Stores	A	2.35	-0.00
2011-06-01		Berkshire Hathaway B	C	-1.85	0.40	MCO	Moody's	A	2.35	0.40
2011-06-01	NYT	New York Times	D	-2.88	-0.10	AN	Autonation	A	2.32	-0.10
2011-06-01	USB	Us Bancorp	C	-1.86	0.50	MI	Marshall & Ilsley	A	2.28	0.50
2011-06-01	SNDK	Sandisk Corp	C	-1.86	0.20	CPWR	Compuware Corp	A	2.31	0.20
2011-06-01	AXS	Axis Capital	C	-1.86	0.20	SCN	Prologis	A	2.28	0.20
2011-06-01	TGT	Target	D	-2.87	0.60	LTD	L Brands	A	2.29	0.60
2011-06-01	HPQ	Hp	D	-2.88	0.60	VRSN	Verisign	A	2.31	0.60
2011-06-01	GOOGL	Alphabet	C	-1.86	0.70	MOT	Motorola Solutions	A	2.30	0.70
2011-07-01	FLR	Fluor	C	-1.86	0.90	CMI	Cummins	A	3.00	0.90
2011-07-01	ECA	Encana	C	-1.85	-0.40	PCS	T-Mobile US Inc.	A	2.54	-0.40
2011-07-01	AFL	Aflac	C	-1.87	0.50	DFS	Discover Financial Services	A	2.90	0.50
2011-07-01	AIG	American International	D	-2.92	-0.20					
2011-07-01	VLO	Valero Energy	C	-1.86	0.10	FTI	Fmc Technologies	A	2.73	0.10
2011-07-01	DVN	Devon Energy	C	-1.86	0.60	EP	El Paso Corporation	A	2.53	0.60
2011-07-01	BAC	Bank Of America	D	-2.88	1.20	SPG	Simon Property	A	2.75	1.20
2011-07-01	CCL	Carnival	C	-1.86	1.40	WYNN	Wynn Resorts	A	3.00	1.40
2011-07-01	MAR	Marriott International	C	-1.86	0.10	CMG	Chipotle Mexican Grill	A	3.00	0.10
2011-07-01	DE	Deere	C	-1.86	0.10	BLL	Ball	A	2.46	0.10
2011-07-01	DIS	Walt Disney	C	-1.85	0.60	CVC	Cablevision Systems Corp	A	2.63	0.60
2011-07-01	RIG	Transocean	C	-1.87	-0.10	BHI	Baker Hughes	A	2.47	-0.10
2011-07-01	FITB	Fifth Third Bancorp	C	-1.86	0.30	EQR	Equity Residential	A	2.61	0.30
2011-07-01	TGNA	Tegna	C	-1.86	0.30	TWC	Time Warner Cable Inc.	A	2.60	0.30
2011-07-01	GE	General Electric	C	-1.85	0.60	FAST	Fastenal	A	2.38	0.60
2011-07-01	AXLL	Axiall Corporation	C	-1.89	0.40	CF	Cf Industries	A	2.38	0.40
2011-07-01	HBAN	Huntington Bancshares	C	-1.85	0.00	BXP	Boston Properties	A	2.57	0.00
2011-07-01	HD	The Home Depot	C	-1.84	0.60	PCLN	The Priceline	A	2.39	0.60
2011-07-01	HTLD	Heartland Express	C	-1.84	-0.10	JBL	Jabil Circuit	A	2.34	-0.10
2011-07-01	MS	Morgan Stanley	D	-2.87	0.80	AVB	Avalonbay Communities	A	2.55	0.80
2011-07-01	AMTD	Td Ameritrade	C	-1.85	0.10	VNO	Vornado Realty Trust	A	2.55	0.10
2011-07-01	KEY	Keycorp	C	-1.86	-0.10	KIM	Kimco Realty	A	2.45	-0.10
2011-07-01	KLAC	Kla-tencor	C	-1.86	0.30	CRM	Salesforce.com	A	3.00	0.30
2011-07-01	LEN	Lennar	C	-1.85	0.20	TSN	Tyson Foods	A	2.74	0.20
2011-07-01	LOW	Lowe's Companies	C	-1.85	0.30	ANF	Abercrombie & Fitch	A	2.38	0.30
2011-07-01	LRCX	Lam Research	C	-1.87	1.30	TDC	Teradata	A	2.89	1.30
2011-07-01	CHH	Choice Hotels International	C	-1.86	-0.10	FDO	Family Dollar Stores	A	2.35	-0.10
2011-07-01	NBL	Noble Energy	C	-1.85	0.10	COG	Cabot Oil & Gas	A	2.42	0.10
2011-07-01	NVLS	Novellus Systems	C	-1.85	0.20	NTAP	Netapp	A	2.87	0.20
2011-07-01	STI	Suntrust Banks	C	-1.86	-0.10	PSA	Public Storage	A	2.40	-0.10
2011-07-01	SUN	Sunoco	C	-1.85	-0.10	SE	Spectra Energy	A	2.40	-0.10
2011-07-01	TROW	T Rowe Price	C	-1.86	-0.10	L	Loews	A	2.39	-0.10
2011-07-01	TSO	Tesoro	C	-1.86	-0.10	HP	Helmerich & Payne	A	2.29	-0.10
2011-07-01	WFC	Wells Fargo	C	-1.86	2.60	MCO	Moody's	A	2.35	2.60
2011-07-01	X	United States Steel	C	-1.88	-0.40	EMN	Eastman Chemical	A	2.34	-0.40
2011-07-01	IVZ	Invesco	C	-1.86	0.50	MI	Marshall & Ilsley	A	2.29	0.50
2011-07-01	JNPR	Juniper Networks	C	-1.88	0.80	INTU	Intuit	A	2.41	0.80
2011-07-01	CAM	International Corp.	C	-1.86	0.30	RRC	Range Resources	A	2.29	0.30
2011-07-01	EOG	Eog Resources	C	-1.86	1.40	APC	Anadarko Petroleum	A	2.29	1.40
2011-07-01	TEVA	Teva Pharmaceutical Industries Adr	D	-2.85	0.30	VAR	Varian Medical Systems	A	2.43	0.30
2011-07-01	ETR	Entergy	D	-2.85	-0.10	TEG	Integrays Energy	A	2.44	-0.10
2011-07-01	RE	Everest Re	C	-1.85	0.20	IRM	Iron Mountain	A	2.28	0.20
2011-07-01	CSCO	Cisco Systems	D	-2.89	1.20	NSM	Nat Semiconductor	A	2.34	1.20

Date	Ticker	Name	R	SM	W (%)	Ticker	Name	R	SM	W (%)
2011-07-01	GS	Goldman Sachs	D	-2.87	1.30	SLM	Slm	A	2.26	1.30
2011-07-01	H	Hyatt Hotels	C	-1.86	-0.00	AN	Autonation	A	2.34	-0.00
2011-07-01		Berkshire Hathaway B	D	-2.85	0.40	MMC	Marsh & Mclennan Cos	A	2.25	0.40
2011-07-01	WFR	SunEdison	D	-2.90	-0.00					
2011-07-01	NYT	New York Times	D	-2.87	-0.10	JCP	Jc Penney	A	2.30	-0.10
2011-07-01	USB	Us Bancorp	C	-1.85	0.50	WY	Weyerhaeuser	A	2.24	0.50
2011-07-01	DO	Diamond Offshore Drilling	C	-1.85	-0.10	EQT	Eqst	A	2.27	-0.10
2011-07-01	AXS	Axis Capital	C	-1.86	0.20	AOC	Aon plc	A	2.24	0.20
2011-07-01	TGT	Target	D	-2.87	0.70	LTD	L Brands	A	2.30	0.70
2011-07-01	HPQ	Hp	D	-2.87	0.50	CPWR	Compuware Corp	A	2.31	0.50
2011-07-01	PFJ	Principal Financial	C	-1.85	-0.10	COF	Capital One Financial	A	2.24	-0.10
2011-07-01	PAY	Verifone Systems	C	-1.87	0.20	MOT	Motorola Solutions	A	2.30	0.20
2011-07-01	GOOGL	Alphabet	C	-1.86	0.60	LSI	LSI	A	2.30	0.60
2011-07-01	ARNC	Arconic	C	-1.85	0.90	ECL	Ecolab	A	2.32	0.90
2011-08-01	FLR	Fluor	C	-1.86	0.90	BLL	Ball	A	2.45	0.90
2011-08-01	ECA	Encana	C	-1.86	-0.30	D	Dominion Resources	A	2.30	-0.30
2011-08-01	ADI	Analog Devices	C	-1.87	0.40	CRM	Salesforce.com	A	3.00	0.40
2011-08-01	MET	Metlife	C	-1.86	1.30	DFS	Discover Financial Services	A	2.87	1.30
2011-08-01	AFL	Aflac	D	-2.87	0.50	EQR	Equity Residential	A	2.61	0.50
2011-08-01	ROK	Rockwell Automation	C	-1.88	-0.60	FAST	Fastenal	A	2.34	-0.60
2011-08-01	CTSH	Cognizant Technology Solutions	C	-1.86	0.50	TDC	Teradata	A	2.81	0.50
2011-08-01	AIG	American International	D	-2.92	-0.40					
2011-08-01	VLO	Valero Energy	C	-1.86	0.10	FTI	Fmc Technologies	A	2.74	0.10
2011-08-01	ALTR	Altera Corp.	C	-1.86	-0.10	NTAP	Netapp	A	2.74	-0.10
2011-08-01	DVN	Devon Energy	C	-1.86	0.30	HAL	Halliburton	A	2.67	0.30
2011-08-01	ANTM	Anthem	C	-1.87	0.20	CVH	Coventry Health Care	A	2.29	0.20
2011-08-01	BA	Boeing	C	-1.85	-0.30	PCP	Precision Castparts	A	2.26	-0.30
2011-08-01	BAC	Bank Of America	D	-2.89	0.90	BXP	Boston Properties	A	2.56	0.90
2011-08-01	CCL	Carnival	C	-1.89	1.40	WYNN	Wynn Resorts	A	3.00	1.40
2011-08-01	CPB	Campbell Soup	D	-2.84	0.50	MJN	Mead Johnson Nutrition	A	2.45	0.50
2011-08-01	MAR	Marriott International	C	-1.87	0.10	NFLX	Netflix	A	3.00	0.10
2011-08-01	DD	E.i. Du Pont De Nemours	C	-1.85	1.60	CF	Cf Industries	A	2.42	1.60
2011-08-01	DHR	Danaher	C	-1.86	-0.20	ADP	Automatic Data Processing	A	2.26	-0.20
2011-08-01	DIS	Walt Disney	C	-1.85	0.40	CMG	Chipotle Mexican Grill	A	3.00	0.40
2011-08-01	RIG	Transocean	C	-1.88	-0.10	EP	El Paso Corporation	A	2.53	-0.10
2011-08-01	DOW	Dow Chemical	C	-1.86	0.30	EMN	Eastman Chemical	A	2.31	0.30
2011-08-01	MCHP	Microchip Technology	C	-1.86	-0.50	NSM	Nat Semiconductor	A	2.34	-0.50
2011-08-01	CME	Cme	C	-1.84	0.40	AVB	Avalonbay Communities	A	2.55	0.40
2011-08-01	EMR	Emerson Electric	C	-1.86	1.20	PLL	Pall Corp	A	2.25	1.20
2011-08-01	ESV	Enesco	C	-1.85	0.10	BHI	Baker Hughes	A	2.48	0.10
2011-08-01	ETN	Eaton	C	-1.86	-0.20	GWV	Ww Grainger	A	2.25	-0.20
2011-08-01	TRV	Travelers Companies	C	-1.86	-0.10	VNO	Vornado Realty Trust	A	2.53	-0.10
2011-08-01	FITB	Fifth Third Bancorp	C	-1.87	0.20	KIM	Kimco Realty	A	2.45	0.20
2011-08-01		Fidelity National Information Services	C	-1.85	0.10	R	Ryder System	A	2.25	0.10
2011-08-01	TGNA	Tegna	C	-1.88	0.10	CVC	Cablevision Systems Corp	A	2.58	0.10
2011-08-01	GE	General Electric	C	-1.86	0.60	ROP	Roper Technologies	A	2.24	0.60
2011-08-01	AXLL	Axiall Corporation	C	-1.92	0.30	ECL	Ecolab	A	2.28	0.30
2011-08-01	STT	State Street	C	-1.86	0.40	PSA	Public Storage	A	2.41	0.40
2011-08-01	ZBH	Zimmer Biomet	C	-1.86	-0.60	ISRG	Intuitive Surgical	A	2.27	-0.60

Date	Ticker	Name	R	SM	W (%)	Ticker	Name	R	SM	W (%)
2011-08-01	HBAN	Huntington Bancshares	C	-1.85	0.00	MCO	Moody's	A	2.31	0.00
2011-08-01	HCP	Hcp	C	-1.86	0.10	IRM	Iron Mountain	A	2.26	0.10
2011-08-01	HD	The Home Depot	C	-1.85	0.60	TWC	Time Warner Cable Inc.	A	2.55	0.60
2011-08-01	AKS	Ak Steel	C	-1.88	-0.20	FMC	Fmc	A	2.26	-0.20
2011-08-01	HTLD	Heartland Express	C	-1.86	-0.10	MWV	MeadWestvaco Apartment Management	A	2.24	-0.10
2011-08-01	MS	Morgan Stanley	D	-2.88	0.80	AIV	Investment & Management Slm	A	2.25	0.80
2011-08-01	AMTD	Td Ameritrade	C	-1.86	0.20	SLM	Slm	A	2.24	0.20
2011-08-01	KEY	Keycorp	C	-1.86	-0.10	MMC	Marsh & Mclennan Cos	A	2.23	-0.10
2011-08-01	LEN	Lennar	C	-1.86	0.20	HRL	Hormel Foods	A	2.38	0.20
2011-08-01	LNC	Lincoln National	C	-1.85	-0.10	AOC	Aon plc	A	2.22	-0.10
2011-08-01	LOW	Lowe's Companies	C	-1.87	0.30	ANF	Abercrombie & Fitch	A	2.41	0.30
2011-08-01	LRCX	Lam Research	C	-1.88	1.00	LSI	LSI	A	2.31	1.00
2011-08-01	CHH	Choice Hotels International	D	-2.88	-0.00	PCLN	The Priceline	A	2.40	-0.00
2011-08-01	MRK	Merck & Co	C	-1.85	2.70	AET	Aetna	A	2.25	2.70
2011-08-01	MYL	Mylan	C	-1.85	0.20	FRX	Forest Laboratories	A	2.25	0.20
2011-08-01	NVLS	Novellus Systems	C	-1.85	0.20	CERN	Cerner	A	2.30	0.20
2011-08-01	ORCL	Oracle	C	-1.86	1.30	CPWR	Compuware Corp	A	2.30	1.30
2011-08-01	OXY	Occidental Petroleum	C	-1.86	2.10	COG	Cabot Oil & Gas	A	2.46	2.10
2011-08-01	PCAR	Paccar	C	-1.87	1.70	CHRW	C.h.robinson Worldwide	A	2.23	1.70
2011-08-01	PG	Procter & Gamble	C	-1.85	1.80	SJM	Jm Smucker	A	2.38	1.80
2011-08-01	PH	Parker-hannifin	C	-1.87	-0.60	CTAS	Cintas	A	2.21	-0.60
2011-08-01	T	At&t	C	-1.85	1.10	GPC	Genuine Parts	A	2.35	1.10
2011-08-01	SUN	Sunoco	C	-1.85	-0.10	MRO	Marathon Oil	A	2.43	-0.10
2011-08-01	TMK	Torchmark	C	-1.85	-0.10	WY	Weyerhaeuser	A	2.21	-0.10
2011-08-01	TROW	T Rowe Price	C	-1.87	-0.10	WU	The Western Union	A	2.21	-0.10
2011-08-01	TSO	Tesoro	C	-1.85	-0.20	SE	Spectra Energy	A	2.39	-0.20
2011-08-01	WFC	Wells Fargo	C	-1.86	2.60	NYX	NYSE Euronext	A	2.20	2.60
2011-08-01	WMT	Wal-mart Stores	C	-1.85	-0.10	AN	Autonation International	A	2.34	-0.10
2011-08-01	X	United States Steel	D	-2.90	-0.20	IFF	Flavors & Fragrances	A	2.25	-0.20
2011-08-01	ZION	Zions Bancorp	C	-1.86	0.10	LM	Legg Mason	A	2.20	0.10
2011-08-01	IVZ	Invesco	C	-1.87	0.60	BBT	Bb&t	A	2.20	0.60
2011-08-01	JNPR	Juniper Networks	C	-1.91	0.70	MOT	Motorola Solutions	A	2.28	0.70
2011-08-01	CAM	Cameron International Corp.	C	-1.85	0.30	NOV	National Oilwell Varco	A	2.36	0.30
2011-08-01	EOG	Eog Resources	C	-1.86	0.70	RRC	Range Resources	A	2.34	0.70
2011-08-01	TEVA	Teva Pharmaceutical Industries Adr	D	-2.87	0.30	CI	Cigna	A	2.25	0.30
2011-08-01	ETR	Entergy	D	-2.85	-0.10	NI	Nisource	A	2.43	-0.10
2011-08-01	RE	Everest Re	C	-1.85	0.20	BK	Bank Of New York Mellon	A	2.17	0.20
2011-08-01	SRE	Sempra Energy	C	-1.85	0.60	TE	Teco Energy	A	2.36	0.60
2011-08-01	ATML	Atmel Corp	C	-1.87	-0.00	SYMC	Symantec	A	2.26	-0.00
2011-08-01	CSCO	Cisco Systems	D	-2.89	1.40	ADSK	Autodesk	A	2.23	1.40
2011-08-01	GS	Goldman Sachs	D	-2.87	1.60	PNC	Pnc Financial Services	A	2.17	1.60
2011-08-01	DNDNQ	Dendreon Corp	C	-1.86	0.30	CEPH	Cephalon	A	2.24	0.30
2011-08-01	UP-LMQ	Ultra Petroleum	C	-1.85	-0.20	EQT	Eq	A	2.33	-0.20
2011-08-01	H	Hyatt Hotels	C	-1.87	-0.00	FDO	Family Dollar Stores	A	2.34	-0.00
2011-08-01	GPN	Global Payments	C	-1.85	0.10	RHI	Robert Half International	A	2.21	0.10
2011-08-01	PEP	Pepsico	C	-1.85	0.40	RAI	Reynolds American	A	2.36	0.40
2011-08-01		Berkshire Hathaway B	D	-2.86	0.40	PBCT	People's United Financial	A	2.17	0.40
2011-08-01	STJ	St Jude Medical Inc	C	-1.86	1.10	WAT	Waters	A	2.24	1.10
2011-08-01	WFR	SunEdison	D	-2.92	-0.00					

Date	Ticker	Name	R	SM	W (%)	Ticker	Name	R	SM	W (%)
2011-08-01	DO	Diamond Offshore Drilling	C	-1.86	-0.10	APC	Anadarko Petroleum	A	2.30	-0.10
2011-08-01	AXS	Axis Capital	D	-2.86	0.20	ALL	Allstate	A	2.15	0.20
2011-08-01	HIG	The Hartford Financial Services	C	-1.86	0.10	HOG	Harley-davidson	A	2.33	0.10
2011-08-01	HON	Honeywell International	C	-1.86	1.50	RRD	R.r.donnelley&sons	A	2.21	1.50
2011-08-01	PFG	Principal Financial	C	-1.87	-0.10	BF.B	Brown-forman	A	2.33	-0.10
2011-08-01	TS	Tenaris Adr	C	-1.86	-0.40	SIAL	Sigma Aldrich	A	2.24	-0.40
2011-08-01	PAY	Verifone Systems	C	-1.89	0.30	GOOGL	Google Class A	A	2.21	0.30
2011-08-01	ARNC	Arconic	C	-1.86	0.60	IP	International Paper	A	2.24	0.60
2011-09-01	AMT	American Tower	C	-1.84	0.20	DFS	Discover Financial Services	A	2.85	0.20
2011-09-01	ABT	Abbott Laboratories	C	-1.84	1.30	EW	Edwards Lifesciences	A	2.55	1.30
2011-09-01	FLR	Fluor	C	-1.87	1.00	BLL	Ball	A	2.42	1.00
2011-09-01	ECA	Encana	D	-2.88	-0.10	MDT	Medtronic	A	2.19	-0.10
2011-09-01	ADBE	Adobe Systems	D	-2.88	0.10	CRM	Salesforce.com	A	2.96	0.10
2011-09-01	RCL	Royal Caribbean Cruises	D	-2.92	-0.10					
2011-09-01	ADI	Analog Devices	C	-1.87	0.40	TDC	Teradata	A	2.74	0.40
2011-09-01	MET	Metlife	D	-2.89	1.40	BXP	Boston Properties	A	2.54	1.40
2011-09-01	FE	Firstenergy	C	-1.84	-0.20	NI	Nisource	A	2.45	-0.20
2011-09-01	AEP	American Electric Power	C	-1.84	0.30	D	Dominion Resources	A	2.30	0.30
2011-09-01	ROK	Rockwell Automation	C	-1.89	-0.60	FAST	Fastenal	A	2.34	-0.60
2011-09-01	CTSH	Cognizant Technology Solutions	C	-1.87	0.60	NSM	Nat Semiconductor	A	2.34	0.60
2011-09-01	AIG	American International	D	-2.93	-0.40					
2011-09-01	DVN	Devon Energy	C	-1.88	0.20	FTI	Fmc Technologies	A	2.71	0.20
2011-09-01	APA	Apache	C	-1.87	0.50	COG	Cabot Oil & Gas	A	2.46	0.50
2011-09-01	SPLS	Staples	D	-2.90	0.10	WYNN	Wynn Resorts	A	3.00	0.10
2011-09-01	BA	Boeing	C	-1.86	-0.30	ACN	Accenture Cl A	A	2.33	-0.30
2011-09-01	BAC	Bank Of America	D	-2.91	0.90					
2011-09-01	WRB	Wr Berkley	C	-1.85	-0.20	VNO	Vornado Realty Trust	A	2.49	-0.20
2011-09-01	TSM	Taiwan Semiconductor Manufacturing Adr	C	-1.86	-0.70	CERN	Cerner	A	2.30	-0.70
2011-09-01	CAT	Caterpillar	C	-1.87	-0.20	PCP	Precision Castparts	A	2.26	-0.20
2011-09-01	CB	Chubb Corp	C	-1.84	-0.20	PSA	Public Storage	A	2.42	-0.20
2011-09-01	CCL	Carnival	D	-2.89	1.40	CMG	Chipotle Mexican Grill	A	3.00	1.40
2011-09-01	CM-CSA	Comcast	C	-1.86	1.30	TWC	Time Warner Cable Inc.	A	2.49	1.30
2011-09-01	CMS	Cms Energy	C	-1.84	0.20	OKE	Oneok	A	2.28	0.20
2011-09-01	RNR	Renaissancere	C	-1.85	0.20	KIM	Kimco Realty	A	2.41	0.20
2011-09-01	CPB	Campbell Soup	D	-2.85	0.60	MJN	Mead Johnson Nutrition	A	2.45	0.60
2011-09-01	MAR	Marriott International	D	-2.89	0.20	CVC	Cablevision Systems Corp	A	2.43	0.20
2011-09-01	COF	Capital One Financial	C	-1.87	0.50	IRM	Iron Mountain	A	2.27	0.50
2011-09-01	CVS	Cvs Health	C	-1.85	0.60	AN	Autonation	A	2.37	0.60
2011-09-01	DD	E.i. Du Pont De Nemours	C	-1.86	1.90	CF	Cf Industries	A	2.49	1.90
2011-09-01	DE	Deere	C	-1.87	-0.20	GWW	Ww Grainger	A	2.26	-0.20
2011-09-01	DHR	Danaher	C	-1.87	-0.20	PLL	Pall Corp	A	2.26	-0.20
2011-09-01	RIG	Transocean	D	-2.89	-0.10	BHI	Baker Hughes	A	2.38	-0.10
2011-09-01	DOW	Dow Chemical	C	-1.89	0.20	ECL	Ecolab	A	2.29	0.20
2011-09-01	MCHP	Microchip Technology	C	-1.87	-0.50	CPWR	Compuware Corp	A	2.26	-0.50
2011-09-01	CME	Cme	C	-1.85	0.30	AIV	Apartment Investment & Management	A	2.24	0.30
2011-09-01	EMC	EMC Corp	C	-1.87	0.40	CA	Ca	A	2.19	0.40
2011-09-01	EMR	Emerson Electric	D	-2.87	1.30	ROP	Roper Technologies	A	2.23	1.30

Date	Ticker	Name	R	SM	W (%)	Ticker	Name	R	SM	W (%)
2011-09-01	ESV	Enesco	C	-1.86	0.10	MRO	Marathon Oil	A	2.38	0.10
2011-09-01	FITB	Fifth Third Bancorp	D	-2.89	0.10	MMC	Marsh & McLennan Cos	A	2.23	0.10
2011-09-01	NEE	Nextera Energy	C	-1.84	1.30	CEG	Constellation Energy	A	2.23	1.30
2011-09-01		Fidelity National Information Services	C	-1.86	0.10	CHRW	C.h.robinson Worldwide	A	2.22	0.10
2011-09-01	GE	General Electric	C	-1.87	0.60	CTAS	Cintas	A	2.21	0.60
2011-09-01	AXLL	Axiall Corporation	C	-1.91	0.40	SIAL	Sigma Aldrich	A	2.23	0.40
2011-09-01	GIS	General Mills	C	-1.84	0.80	GPC	Genuine Parts	A	2.37	0.80
2011-09-01	STT	State Street	C	-1.88	0.10	V	Visa	A	2.22	0.10
2011-09-01	ZBH	Zimmer Biomet	C	-1.87	-0.60	CVH	Coventry Health Care	A	2.30	-0.60
2011-09-01	HBAN	Huntington Bancshares	C	-1.88	0.00	AOC	Aon plc	A	2.22	0.00
2011-09-01	HD	The Home Depot	C	-1.86	0.60	ANF	Abercrombie & Fitch	A	2.34	0.60
2011-09-01	AKS	Ak Steel	D	-2.91	-0.10					
2011-09-01	HTLD	Heartland Express	C	-1.87	-0.10	R	Ryder System	A	2.20	-0.10
2011-09-01	MS	Morgan Stanley	D	-2.91	0.70					
2011-09-01	AMTD	Td Ameritrade	C	-1.89	0.30	AMB	Prologis	A	2.20	0.30
2011-09-01	K	Kellogg	C	-1.84	0.10	HRL	Hormel Foods	A	2.36	0.10
2011-09-01	KEY	Keycorp	D	-2.89	-0.10	WY	Weyerhaeuser	A	2.19	-0.10
2011-09-01	KLAC	Kla-tencor	C	-1.88	0.10	BMC	BMC Software	A	2.19	0.10
2011-09-01	LEN	Lennar	C	-1.89	0.10	SJM	Jm Smucker	A	2.35	0.10
2011-09-01	LLTC	Linear Technology	D	-2.87	0.50	GOOGL	Google Class A	A	2.19	0.50
2011-09-01	LNC	Lincoln National	C	-1.89	-0.10	WU	The Western Union	A	2.19	-0.10
2011-09-01	LOW	Lowe's Companies	C	-1.88	0.30	SBUX	Starbucks	A	2.28	0.30
2011-09-01	LRCX	Lam Research	D	-2.90	1.00	ADSK	Autodesk	A	2.18	1.00
2011-09-01	FII	Federated Investors	D	-2.90	-0.10	BBT	Bb&t	A	2.17	-0.10
2011-09-01	MO	Altria	C	-1.84	-0.40	BF.B	Brown-forman	A	2.32	-0.40
2011-09-01	CHH	Choice Hotels International	D	-2.88	-0.10	WYN	Wyndham Worldwide	A	2.26	-0.10
2011-09-01	MRK	Merck & Co	C	-1.85	3.60	ISRG	Intuitive Surgical	A	2.26	3.60
2011-09-01	MYL	Mylan	C	-1.87	0.10	CEPH	Cephalon	A	2.25	0.10
2011-09-01	ES	Eversource Energy	C	-1.84	0.40	GAS	Nicor	A	2.23	0.40
2011-09-01	NVLS	Novellus Systems	C	-1.87	0.20	FFIV	F5 Networks	A	2.14	0.20
2011-09-01	ORCL	Oracle	C	-1.87	1.80	LXK	Lexmark Intl	B	1.20	1.80
2011-09-01	F	Ford Motor	D	-2.90	-0.40					
2011-09-01	OXY	Occidental Petroleum	C	-1.88	3.40	RRC	Range Resources	A	2.33	3.40
2011-09-01	COP	Conocophillips	C	-1.86	1.60	EQT	Eqst	A	2.31	1.60
2011-09-01	PCAR	Paccar	D	-2.88	1.70	ITT	ITT Inc.	A	2.18	1.70
2011-09-01	CB	Chubb	C	-1.85	0.80	NYX	NYSE Euronext	A	2.16	0.80
2011-09-01	PFE	Pfizer	C	-1.85	1.30	CI	Cigna	A	2.24	1.30
2011-09-01	PG	Procter & Gamble	C	-1.84	2.20	RL	Ralph Lauren	A	2.31	2.20
2011-09-01	PH	Parker-hannifin	C	-1.88	-0.60	JEC	Jacobs Engineering	A	2.18	-0.60
2011-09-01	ROST	Ross Stores	C	-1.85	-0.10	JWN	Nordstrom	A	2.26	-0.10
2011-09-01	RTN	Raytheon	D	-2.86	-0.40	LLL	L-3 Communications	A	2.17	-0.40
2011-09-01	T	At&t	C	-1.85	1.20	MKC	Mccormick	A	2.28	1.20
2011-09-01	SUN	Sunoco	C	-1.86	-0.10	NOV	National Oilwell Varco	A	2.30	-0.10
2011-09-01	SYX	Sysco	C	-1.86	0.20	FD	Macy's	A	2.26	0.20
2011-09-01	TMK	Torchmark	C	-1.86	-0.10	PBCT	People's United Financial	A	2.15	-0.10
2011-09-01	TOL	Toll Brothers	C	-1.87	-0.00	HOG	Harley-davidson	A	2.29	-0.00
2011-09-01	TROW	T Rowe Price	C	-1.88	-0.10	PNC	Pnc Financial Services	A	2.15	-0.10
2011-09-01	TSO	Tesoro	C	-1.86	-0.20	CHK	Chesapeake Energy	A	2.28	-0.20
2011-09-01	TXN	Texas Instruments	C	-1.88	0.10	BRCM	Broadcom Corp	B	1.19	0.10
2011-09-01	WFC	Wells Fargo	C	-1.88	2.50	LUK	Leucadia National	A	2.25	2.50
2011-09-01	WMB	Williams Companies	C	-1.86	0.90	APC	Anadarko Petroleum	A	2.26	0.90
2011-09-01	WMT	Wal-mart Stores	D	-2.85	-0.20	EXPE	Expedia	A	2.26	-0.20
2011-09-01	X	United States Steel	D	-2.92	-0.20					
2011-09-01	CY	Cypress Semiconductor	C	-1.89	-0.00	LO	Lorillard	A	2.25	-0.00
2011-09-01	PXD	Pioneer Natural Resources	C	-1.88	0.20	HP	Helmerich & Payne	A	2.25	0.20

Date	Ticker	Name	R	SM	W (%)	Ticker	Name	R	SM	W (%)
2011-09-01	IVZ	Invesco	D	-2.89	0.50	EA	Electronic Arts	A	2.24	0.50
2011-09-01	JNPR	Juniper Networks	D	-2.92	0.40					
2011-09-01	EOG	Eog Resources	C	-1.87	0.70	QEP	Qep Resources	A	2.21	0.70
2011-09-01	NBR	Nabors Industries Teva	C	-1.90	-0.10	NBL	Noble Energy	A	2.17	-0.10
2011-09-01	TEVA	Pharmaceutical Industries Adr	D	-2.88	0.20	AGN	Allergan	A	2.23	0.20
2011-09-01	INTC	Intel	C	-1.86	-0.70	BAX	Baxter International	A	2.23	-0.70
2011-09-01	ETR	Entergy	D	-2.85	-0.20	NRG	Nrg Energy	A	2.21	-0.20
2011-09-01	RE	Everest Re	D	-2.86	0.20	THC	Tenet Healthcare	A	2.22	0.20
2011-09-01	LDOS	Leidos	C	-1.88	-0.20	SNA	Snap-on	A	2.22	-0.20
2011-09-01	S	Sprint Nextel	C	-1.89	0.40	MAT	Mattel	A	2.22	0.40
2011-09-01	BLK	Blackrock	C	-1.87	-0.10	KFT	Mondelez International Inc.	A	2.21	-0.10
2011-09-01	CSCO	Cisco Systems	D	-2.89	1.80	GILD	Gilead Sciences	A	2.21	1.80
2011-09-01	GS	Goldman Sachs	D	-2.89	1.20	BCR	C R Bard	A	2.21	1.20
2011-09-01	DNDNQ	Dendreon Corp	D	-2.95	0.10					
2011-09-01	UP- LMQ	Ultra Petroleum	C	-1.89	-0.20	PPG	Ppg Industries	A	2.20	-0.20
2011-09-01	H	Hyatt Hotels	D	-2.89	-0.00	EBAY	Ebay	A	2.25	-0.00
2011-09-01	GPN	Global Payments	C	-1.86	0.10	IR	Ingersoll-rand	A	2.17	0.10
2011-09-01		Berkshire Hathaway B	D	-2.86	0.40	KR	Kroger	A	2.20	0.40
2011-09-01	MCK	Mckesson	C	-1.85	0.80	HRB	H.& R.block	A	2.24	0.80
2011-09-01	TWX	Time Warner	C	-1.86	2.60	WAG	Walgreens Boots Alliance	A	2.22	2.60
2011-09-01	STJ	St Jude Medical Inc	C	-1.86	1.20	FRX	Forest Laboratories	A	2.23	1.20
2011-09-01	COST	Costco Wholesale	C	-1.84	-0.20	PCLN	The Priceline	A	2.20	-0.20
2011-09-01	DO	Diamond Offshore Drilling	C	-1.87	-0.10	PPL	Ppl	A	2.20	-0.10
2011-09-01	AXS	Axis Capital	D	-2.87	0.20	CAG	Conagra Brands	A	2.19	0.20
2011-09-01	CTXS	Citrix Systems	C	-1.89	0.10	APOL	Apollo Educat Grp	A	2.19	0.10
2011-09-01	C	Citigroup	D	-2.90	1.40					
2011-09-01	HIG	The Hartford Financial Services	D	-2.89	0.30	NEM	Newmont Mining	A	2.19	0.30
2011-09-01	HON	Honeywell International	C	-1.87	1.70	BMS	Bemis	A	2.16	1.70
2011-09-01	HPQ	Hp	D	-2.91	0.10					
2011-09-01	PFG	Principal Financial	C	-1.88	-0.10	AEE	Ameren	A	2.19	-0.10
2011-09-01	TS	Tenaris Adr	C	-1.89	-0.30	FMC	Fmc	A	2.22	-0.30
2011-09-01	PAY	Verifone Systems	C	-1.90	0.20	DGX	Quest Diagnostics	A	2.19	0.20
2011-09-01	CXO	Concho Resources	C	-1.87	-0.10	IPG	Interpublic Group Of Companies	A	2.19	-0.10
2011-09-01	ARNC	Arconic	C	-1.89	0.60	ATI	Allegheny Technologies	A	2.20	0.60
2011-10-03	ABT	Abbott Laboratories	C	-1.85	1.40	EW	Edwards Lifesciences	A	2.51	1.40
2011-10-03	FLR	Fluor	C	-1.90	0.80	BLL	Ball	A	2.36	0.80
2011-10-03	ECA	Encana	D	-2.90	-0.10					
2011-10-03	ADBE	Adobe Systems	D	-2.89	0.10	CRM	Salesforce.com	A	2.85	0.10
2011-10-03	RCL	Royal Caribbean Cruises	D	-2.93	-0.10					
2011-10-03	ADI	Analog Devices	D	-2.88	0.50	TDC	Teradata	A	2.74	0.50
2011-10-03	MET	Metlife	D	-2.91	1.30					
2011-10-03	ROK	Rockwell Automation	D	-2.91	-0.60					
2011-10-03	CTSH	Cognizant Technology Solutions	D	-2.88	0.60	CERN	Cerner	A	2.30	0.60
2011-10-03	AIG	American International	D	-2.94	-0.40					
2011-10-03	DRI	Darden Restaurants	C	-1.87	0.10	CMG	Chipotle Mexican Grill	A	3.00	0.10
2011-10-03	DVN	Devon Energy	D	-2.90	0.20					
2011-10-03	APA	Apache	D	-2.90	0.40					
2011-10-03	APD	Air Products & Chemicals	D	-2.87	1.60	CF	Cf Industries	A	2.33	1.60
2011-10-03	SPLS	Staples	D	-2.91	0.10					
2011-10-03	GAS	AGL Resources	C	-1.85	0.20	NI	Nisource	A	2.44	0.20
2011-10-03	AXP	American Express	C	-1.86	0.30	VNO	Vornado Realty Trust	A	2.41	0.30
2011-10-03	BA	Boeing	D	-2.88	-0.30	ACN	Accenture Cl A	A	2.32	-0.30

Date	Ticker	Name	R	SM	W (%)	Ticker	Name	R	SM	W (%)
2011-10-03	BAC	Bank Of America	D	-2.94	0.70					
2011-10-03	WRB	Wr Berkley Taiwan	C	-1.86	-0.20	PSA	Public Storage	A	2.37	-0.20
2011-10-03	TSM	Semiconductor Manufacturing Adr	C	-1.86	-0.80	GOOGL	Google Class A	A	2.17	-0.80
2011-10-03	CAT	Caterpillar	C	-1.90	-0.20	GWW	Ww Grainger	A	2.25	-0.20
2011-10-03	CB	Chubb Corp	C	-1.85	-0.20	KIM	Kimco Realty	A	2.34	-0.20
2011-10-03	CCL	Carnival	D	-2.90	1.50	TWC	Time Warner Cable Inc.	A	2.47	1.50
2011-10-03	CLX	Clorox	C	-1.86	-0.20	MJN	Mead Johnson Nutrition	A	2.43	-0.20
2011-10-03	CM-CSA	Comcast	C	-1.87	1.30	AN	Autonation	A	2.29	1.30
2011-10-03	RNR	Renaissancere	C	-1.86	0.20	V	Visa	A	2.21	0.20
2011-10-03	CPB	Campbell Soup	D	-2.85	0.60	HRL	Hormel Foods	A	2.35	0.60
2011-10-03	EQR	Equity Residential	C	-1.87	-0.20	AOC	Aon plc	A	2.19	-0.20
2011-10-03	MAR	Marriott International	D	-2.90	0.20	JWN	Nordstrom	A	2.26	0.20
2011-10-03	COF	Capital One Financial	C	-1.89	0.50	AMB	Prologis	A	2.17	0.50
2011-10-03	TCO	Taubman Centers	C	-1.87	-0.10	WY	Weyerhaeuser	A	2.17	-0.10
2011-10-03	CVS	Cvs Health	C	-1.86	0.60	SBUX	Starbucks	A	2.26	0.60
2011-10-03	OMG	OM Group	D	-2.90	-0.10					
2011-10-03	DD	E.i. Du Pont De Nemours	C	-1.89	1.70	SIAL	Sigma Aldrich	A	2.22	1.70
2011-10-03	DE	Deere	D	-2.90	-0.10	PCP	Precision Castparts	A	2.24	-0.10
2011-10-03	YUM	Yum Brands	C	-1.86	0.90	EBAY	Ebay	A	2.23	0.90
2011-10-03	DHR	Danaher	C	-1.88	-0.20	PLL	Pall Corp	A	2.21	-0.20
2011-10-03	RIG	Transocean	D	-2.91	-0.10					
2011-10-03	DOW	Dow Chemical	D	-2.91	0.20					
2011-10-03	MCHP	Microchip Technology	D	-2.88	-0.50	TLAB	Tellabs	B	1.18	-0.50
2011-10-03	CME	Cme	D	-2.86	0.30	FMC	Fmc	A	2.20	0.30
2011-10-03	EMC	EMC Corp	C	-1.88	0.40	BRCM	Broadcom Corp	B	1.17	0.40
2011-10-03	EMR	Emerson Electric	D	-2.88	1.30	ROP	Roper Technologies	A	2.20	1.30
2011-10-03	ESV	Ensco	D	-2.89	0.10	FTI	Fmc Technologies	A	2.59	0.10
2011-10-03	FCX	Freepport-mcmoran	D	-2.92	0.90					
2011-10-03	FISV	Fiserv	D	-2.87	-0.00	TSS	Total System Services	A	2.17	-0.00
2011-10-03	FITB	Fifth Third Bancorp	D	-2.89	0.10	NEM	Newmont Mining	A	2.19	0.10
2011-10-03	NEE	Nextera Energy	C	-1.85	1.30	D	Dominion Resources	A	2.30	1.30
2011-10-03		Fidelity National Information Services	D	-2.88	0.00	ITT	ITT Inc.	A	2.16	0.00
2011-10-03	GE	General Electric	C	-1.89	0.60	R	Ryder System	A	2.16	0.60
2011-10-03	AXLL	Axiall Corporation	D	-2.95	0.30					
2011-10-03	STT	State Street	D	-2.90	0.10	DUK	Duke Energy	A	2.19	0.10
2011-10-03	ZBH	Zimmer Biomet	C	-1.88	-0.60	CEPH	Cephalon	A	2.25	-0.60
2011-10-03	HBAN	Huntington Bancshares	D	-2.88	0.00	PPL	Ppl	A	2.19	0.00
2011-10-03	HCP	Hcp	C	-1.85	0.30	AEE	Ameren	A	2.19	0.30
2011-10-03	HD	The Home Depot	C	-1.86	0.70	HRB	H.& R.block	A	2.21	0.70
2011-10-03	REG	Regency Centers	D	-2.88	0.10	XEL	Xcel Energy	A	2.19	0.10
2011-10-03	AKS	Ak Steel	D	-2.94	-0.10					
2011-10-03	HTLD	Heartland Express	D	-2.88	-0.10	PPG	Ppg Industries	A	2.18	-0.10
2011-10-03	HUM	Humana	C	-1.86	1.00	ISRG	Intuitive Surgical	A	2.23	1.00
2011-10-03	AVB	Avalonbay Communities	C	-1.87	0.20	NRG	Nrg Energy	A	2.18	0.20
2011-10-03	MS	Morgan Stanley	D	-2.93	0.60					
2011-10-03	ITW	Illinois Tool Works	D	-2.89	-0.50	QEP	Qep Resources	A	2.15	-0.50
2011-10-03	JCI	Johnson Controls	D	-2.90	2.20					
2011-10-03	AMTD	Td Ameritrade	D	-2.90	0.30	NBL	Noble Energy	A	2.14	0.30
2011-10-03	JNJ	Johnson & Johnson	C	-1.85	1.20	AGN	Allergan	A	2.23	1.20
2011-10-03	K	Kellogg	C	-1.85	0.10	RL	Ralph Lauren	A	2.29	0.10
2011-10-03	KEY	Keycorp	D	-2.90	-0.10					
2011-10-03	KLAC	Kla-tencor	C	-1.88	0.10	LXK	Lexmark Intl	B	1.16	0.10
2011-10-03	LEN	Lennar	D	-2.90	0.10					
2011-10-03	LLTC	Linear Technology	D	-2.87	0.60	CNX	Consol Energy	A	2.12	0.60
2011-10-03	LNC	Lincoln National	D	-2.92	-0.10					

Date	Ticker	Name	R	SM	W (%)	Ticker	Name	R	SM	W (%)
2011-10-03	LOW	Lowe's Companies	D	-2.88	0.30	EXPE	Expedia	A	2.21	0.30
2011-10-03	LRCX	Lam Research	D	-2.90	1.10	PCG	Pg&e	B	1.18	1.10
2011-10-03	FII	Federated Investors	D	-2.90	-0.10					
2011-10-03		Minnesota Mng.& Mfg	D	-2.88	0.30	SCG	Scana	B	1.17	0.30
2011-10-03	MO	Altria	C	-1.84	-0.40	HOG	Harley-davidson	A	2.26	-0.40
2011-10-03	CHH	Choice Hotels International	D	-2.88	-0.10	WAG	Walgreens Boots Alliance	A	2.20	-0.10
2011-10-03	MRK	Merck & Co	D	-2.86	3.90	BAX	Baxter International	A	2.22	3.90
2011-10-03	MYL	Mylan	C	-1.89	0.10	CI	Cigna	A	2.21	0.10
2011-10-03	NOC	Northrop Grumman	D	-2.88	-0.50					
2011-10-03	ES	Eversource Energy	C	-1.85	0.40	GAS	Nicor	A	2.22	0.40
2011-10-03	NVLS	Novellus Systems	C	-1.88	0.20					
2011-10-03	ORCL	Oracle	C	-1.87	2.00					
2011-10-03	F	Ford Motor	D	-2.92	-0.40					
2011-10-03	OXY	Occidental Petroleum	C	-1.90	3.00	BHI	Baker Hughes	A	2.28	3.00
2011-10-03	COP	Conocophillips	C	-1.87	1.60	MRO	Marathon Oil	A	2.28	1.60
2011-10-03	PCAR	Paccar	D	-2.90	1.60					
2011-10-03	CB	Chubb	C	-1.86	0.80					
2011-10-03	PFE	Pfizer	C	-1.87	1.30	BCR	C R Bard	A	2.18	1.30
2011-10-03	PG	Procter & Gamble	C	-1.84	2.40	LO	Lorillard	A	2.25	2.40
2011-10-03	PH	Parker-hannifin	D	-2.90	-0.60					
2011-10-03	ROST	Ross Stores	C	-1.85	-0.10	LTD	L Brands	A	2.20	-0.10
2011-10-03	RTN	Raytheon	D	-2.87	-0.40					
2011-10-03	T	At&t	C	-1.85	1.30					
2011-10-03	SUN	Sunoco	D	-2.89	-0.00	RRC	Range Resources	A	2.28	-0.00
2011-10-03	SY	Sysco	D	-2.87	0.20	KR	Kroger	A	2.18	0.20
2011-10-03	TIF	Tiffany	C	-1.88	-0.10	APOL	Apollo Educat Grp	A	2.16	-0.10
2011-10-03	TMK	Torchmark	D	-2.88	-0.10					
2011-10-03	TOL	Toll Brothers	D	-2.90	-0.00	LUK	Leucadia National	A	2.19	-0.00
2011-10-03	TROW	T Rowe Price	D	-2.89	-0.10					
2011-10-03	TSO	Tesoro	C	-1.89	-0.20	EQT	Eq	A	2.26	-0.20
2011-10-03	TXN	Texas Instruments	D	-2.88	0.10					
2011-10-03	WFC	Wells Fargo	D	-2.89	2.50					
2011-10-03	WMB	Williams Companies	C	-1.88	0.80	NOV	National Oilwell Varco	A	2.23	0.80
2011-10-03	WMT	Wal-mart Stores	D	-2.85	-0.20	IGT	International Game Technology PLC	A	2.15	-0.20
2011-10-03	X	United States Steel	D	-2.95	-0.20					
2011-10-03	CY	Cypress Semiconductor	C	-1.90	-0.00					
2011-10-03	PXD	Pioneer Natural Resources	C	-1.90	0.20	APC	Anadarko Petroleum	A	2.22	0.20
2011-10-03	IVZ	Invesco	D	-2.91	0.50					
2011-10-03	JNPR	Juniper Networks	D	-2.94	0.40					
2011-10-03	EOG	Eog Resources	D	-2.90	0.60					
2011-10-03	NBR	Nabors Industries	D	-2.94	-0.10					
2011-10-03	TEVA	Pharmaceutical Industries Adr	D	-2.89	0.20	DGX	Quest Diagnostics	A	2.18	0.20
2011-10-03	INTC	Intel	C	-1.86	-0.80					
2011-10-03	ETR	Entergy	D	-2.85	-0.20	CEG	Constellation Energy	A	2.22	-0.20
2011-10-03	RE	Everest Re	D	-2.86	0.20					
2011-10-03	LDOS	Leidos	D	-2.89	-0.20					
2011-10-03	S	Sprint Nextel	D	-2.92	0.30					
2011-10-03	BLK	Blackrock	D	-2.89	-0.10					
2011-10-03	SRE	Sempra Energy	D	-2.84	0.70	PGN	Progress Energy	A	2.20	0.70
2011-10-03	CSCO	Cisco Systems	D	-2.90	1.90					
2011-10-03	UDR	Udr	C	-1.87	0.00					
2011-10-03	AVGO	Avago Technologies	C	-1.86	-0.10					
2011-10-03	NKE	Nike	C	-1.85	0.50	SNA	Snap-on	A	2.18	0.50
2011-10-03	GS	Goldman Sachs	D	-2.91	1.10					
2011-10-03	DNDNQ	Dendreon Corp	D	-2.97	0.10					
2011-10-03	UP-LMQ	Ultra Petroleum	D	-2.92	-0.20					
2011-10-03	UNH	Unitedhealth	C	-1.87	0.70	THC	Tenet Healthcare	A	2.15	0.70
2011-10-03	KSS	Kohl's	D	-2.86	0.30	DV	Devry Education	A	2.14	0.30

Date	Ticker	Name	R	SM	W (%)	Ticker	Name	R	SM	W (%)
2011-10-03	H	Hyatt Hotels	D	-2.90	-0.00	URBN	Urban Outfitters	B	1.13	-0.00
2011-10-03	GPN	Global Payments	C	-1.88	0.10					
2011-10-03	VIAB	Viacom	C	-1.88	-0.50					
2011-10-03	SYK	Stryker	D	-2.88	-0.30	AMGN	Amgen	B	1.17	-0.30
2011-10-03		Berkshire Hathaway B	D	-2.87	0.40					
2011-10-03	MCK	Mckesson	C	-1.86	0.70					
2011-10-03	TWX	Time Warner	C	-1.87	2.60					
2011-10-03	STJ	St Jude Medical Inc	C	-1.90	1.00					
2011-10-03	NYT	New York Times	D	-2.90	-0.10					
2011-10-03	USB	Us Bancorp	D	-2.86	0.50					
2011-10-03	DO	Diamond Offshore Drilling	D	-2.89	-0.10	HP	Helmerich & Payne	A	2.16	-0.10
2011-10-03	EL	Estee Lauder Companies	C	-1.87	-0.10	MON	Monsanto	A	2.16	-0.10
2011-10-03	AXS	Axis Capital	D	-2.89	0.20					
2011-10-03	CTXS	Citrix Systems	D	-2.90	0.10					
2011-10-03	C	Citigroup	D	-2.92	1.20					
2011-10-03	HIG	The Hartford Financial Services	D	-2.91	0.30					
2011-10-03	HON	Honeywell International	C	-1.89	1.70					
2011-10-03	PRU	Prudential Financial	D	-2.89	1.20					
2011-10-03	HPQ	Hp	D	-2.92	0.10					
2011-10-03	UPS	United Parcel Service	D	-2.86	-0.10					
2011-10-03	PFJ	Principal Financial	D	-2.90	-0.10					
2011-10-03	TS	Tenaris Adr	D	-2.92	-0.30					
2011-10-03	BMR	BioMed Realty Trust	D	-2.87	-0.10					
2011-10-03	PAY	Verifone Systems	C	-1.91	0.20					
2011-10-03	CXO	Concho Resources	C	-1.90	-0.10	COG	Cabot Oil & Gas	A	2.16	-0.10
2011-10-03	G	Genpact	C	-1.87	0.10					
2011-10-03	MDLZ	Mondelez International	C	-1.85	1.60					
2011-10-03	AVGO	Broadcom	C	-1.86	1.20					
2011-10-03	ARNC	Arconic	D	-2.92	0.40					
2011-11-01	FLR	Fluor	D	-2.88	0.80	GR	Goodrich	A	2.77	0.80
2011-11-01	ADBE	Adobe Systems	D	-2.87	0.10	TDC	Teradata	A	2.83	0.10
2011-11-01	RCL	Royal Caribbean Cruises	D	-2.91	-0.10					
2011-11-01	MET	Metlife	D	-2.89	1.10	PSA	Public Storage	A	2.44	1.10
2011-11-01	ROK	Rockwell Automation	D	-2.89	-0.70	BLL	Ball	A	2.40	-0.70
2011-11-01	HES	Hess	D	-2.89	0.20	HAL	Halliburton	A	2.44	0.20
2011-11-01	AIG	American International	D	-2.94	-0.30					
2011-11-01	ALTR	Altera Corp.	C	-1.87	0.90	CERN	Cerner	A	2.28	0.90
2011-11-01	AMD	Advanced Micro Devices	D	-2.91	-0.10					
2011-11-01	DVN	Devon Energy	D	-2.89	0.20	MRO	Marathon Oil	A	2.36	0.20
2011-11-01	APA	Apache	D	-2.88	0.30	RRC	Range Resources	A	2.35	0.30
2011-11-01	ARE	Alexandria Real Estate Equities	D	-2.88	0.20	V	Visa	A	2.23	0.20
2011-11-01	APC	Anadarko Petroleum	C	-1.85	0.90	BHI	Baker Hughes	A	2.34	0.90
2011-11-01	HME	Home Properties	C	-1.86	-0.10	AOC	Aon plc	A	2.21	-0.10
2011-11-01	AXP	American Express	C	-1.85	0.20	MMC	Marsh & McLennan Cos	A	2.19	0.20
2011-11-01	BA	Boeing	D	-2.87	-0.30	ACN	Accenture Cl A	A	2.36	-0.30
2011-11-01	BAC	Bank Of America	D	-2.93	0.50					
2011-11-01	BDX	Becton Dickinson	D	-2.86	0.50	ISRG	Intuitive Surgical	A	2.29	0.50
2011-11-01	BEN	Franklin Resources Taiwan	D	-2.88	-0.10	SPG	Simon Property	A	2.19	-0.10
2011-11-01	TSM	Semiconductor Manufacturing Adr	C	-1.85	-0.60	MOT	Motorola Solutions	A	2.19	-0.60
2011-11-01	CAT	Caterpillar	D	-2.87	-0.30	GWW	Ww Grainger	A	2.29	-0.30
2011-11-01	CBE	Cooper Industries	D	-2.88	0.30	PCP	Precision Castparts	A	2.26	0.30
2011-11-01	CCL	Carnival	D	-2.88	1.10	CMG	Chipotle Mexican Grill	A	3.00	1.10
2011-11-01	CLF	Cliffs Natural Resources	D	-2.89	-0.60	CF	Cf Industries	A	2.43	-0.60

Date	Ticker	Name	R	SM	W (%)	Ticker	Name	R	SM	W (%)
2011-11-01	CM- CSA	Comcast	C	-1.86	1.60	TWC	Time Warner Cable Inc.	A	2.48	1.60
2011-11-01	RNR	Renaissancere	C	-1.85	0.30	TRV	Travelers Companies	B	1.20	0.30
2011-11-01	MAR	Marriott International	D	-2.88	0.10	AN	Autonation	A	2.35	0.10
2011-11-01	CSX	Csx	D	-2.87	0.30	ROP	Roper Technologies	A	2.24	0.30
2011-11-01	COF	Capital One Financial	C	-1.87	0.80	AIZ	Assurant	B	1.20	0.80
2011-11-01	TCO	Taubman Centers	C	-1.84	-0.10	XL	XL	B	1.19	-0.10
2011-11-01	CVS	Cvs Health	C	-1.85	0.60	SBUX	Starbucks	A	2.30	0.60
2011-11-01	OMG	OM Group	D	-2.89	-0.10	NEM	Newmont Mining	A	2.20	-0.10
2011-11-01	DD	E.i. Du Pont De Nemours	D	-2.86	1.50	TIE	Titanium Metals	B	1.20	1.50
2011-11-01	DE	Deere	D	-2.88	-0.40	TSS	Total System Services	A	2.20	-0.40
2011-11-01	YUM	Yum Brands	C	-1.85	1.00	JWN	Nordstrom	A	2.29	1.00
2011-11-01	DOV	Dover	D	-2.87	-0.90	FAST	Fastenal	A	2.19	-0.90
2011-11-01	DOW	Dow Chemical	D	-2.89	-0.40	PPG	Ppg Industries	B	1.19	-0.40
2011-11-01	CME	Cme	D	-2.86	0.30	EPX	Equifax	B	1.19	0.30
2011-11-01	EGN	Energen	D	-2.88	0.10	EQT	Eqst	A	2.31	0.10
2011-11-01	EMC	EMC Corp	C	-1.86	0.60	DELL	Dell	A	2.19	0.60
2011-11-01	EMR	Emerson Electric	D	-2.86	2.00	TEL	Te Connectivity	B	1.21	2.00
2011-11-01	FCX	Freeport-mcmoran	D	-2.89	0.40	ARG	Airgas Inc	B	1.18	0.40
2011-11-01	FITB	Fifth Third Bancorp	D	-2.88	0.10	L	Loews	B	1.19	0.10
2011-11-01	NEE	Nextera Energy	C	-1.84	1.00	NI	Nisource	A	2.45	1.00
2011-11-01		Fidelity National Information Services	D	-2.88	0.00	PWR	Quanta Services	B	1.20	0.00
2011-11-01	GE	General Electric	D	-2.88	0.80	R	Ryder System	B	1.19	0.80
2011-11-01	AXLL	Axiall Corporation	D	-2.93	0.30					
2011-11-01	ZBH	Zimmer Biomet	C	-1.88	-0.50	AGN	Allergan	A	2.24	-0.50
2011-11-01	HBAN	Huntington Bancshares	D	-2.88	0.00	VTR	Ventas	B	1.19	0.00
2011-11-01	CHK	Chesapeake Energy	C	-1.87	-0.20	NOV	National Oilwell Varco	A	2.31	-0.20
2011-11-01	REG	Regency Centers	D	-2.86	0.10	CINF	Cincinnati Financial	B	1.18	0.10
2011-11-01	AKS	Ak Steel	D	-2.92	-0.10					
2011-11-01	MAC	Macerich	C	-1.86	0.10	PBCT	People's United Financial	B	1.18	0.10
2011-11-01	QEP	Qep Resources	D	-2.87	0.10	EP	El Paso Corporation	A	2.24	0.10
2011-11-01	HTLD	Heartland Express	D	-2.88	-0.10	MOLX	Molex	B	1.19	-0.10
2011-11-01	MS	Morgan Stanley	D	-2.91	0.70					
2011-11-01	ITW	Illinois Tool Works	D	-2.87	-0.40	JOY	Joy Global	B	1.18	-0.40
2011-11-01	JCI	Johnson Controls	D	-2.88	2.30	HRL	Hormel Foods	A	2.38	2.30
2011-11-01	AMTD	Td Ameritrade	D	-2.88	0.40	PPL	Ppl	A	2.20	0.40
2011-11-01	JNJ	Johnson & Johnson	C	-1.84	1.20	CI	Cigna	A	2.23	1.20
2011-11-01	KEY	Keycorp	D	-2.88	-0.10	AEE	Ameren	A	2.20	-0.10
2011-11-01	LEN	Lennar	D	-2.88	0.20	HOG	Harley-davidson	A	2.29	0.20
2011-11-01	LNC	Lincoln National	D	-2.90	-0.10	CMS	Cms Energy	A	2.20	-0.10
2011-11-01	LOW	Lowe's Companies	D	-2.87	0.50	HRB	H.& R.block	A	2.23	0.50
2011-11-01	LRCX	Lam Research	D	-2.88	0.80	INTU	Intuit	A	2.19	0.80
2011-11-01	MDT	Medtronic	D	-2.87	-0.50	BAX	Baxter International	A	2.22	-0.50
2011-11-01	FII	Federated Investors	D	-2.89	-0.10	DUK	Duke Energy	A	2.20	-0.10
2011-11-01	NBL	Noble Energy	D	-2.86	-0.20	HP	Helmerich & Payne	A	2.22	-0.20
2011-11-01	NFG	National Fuel Gas	D	-2.87	-0.40	CEG	Constellation Energy	A	2.23	-0.40
2011-11-01	NOC	Northrop Grumman	D	-2.87	-0.40	PLL	Pall Corp	B	1.17	-0.40
2011-11-01	ES	Eversource Energy	C	-1.85	0.40	GAS	Nicor	A	2.23	0.40
2011-11-01	NUE	Nucor	D	-2.87	-0.30	FMC	Fmc	B	1.18	-0.30
2011-11-01	NVR	Nvr	D	-2.87	0.40	LO	Lorillard	A	2.24	0.40
2011-11-01	ORCL	Oracle	C	-1.85	2.40	FFIV	F5 Networks	B	1.24	2.40
2011-11-01	F	Ford Motor	D	-2.90	-0.60					
2011-11-01	COP	Conocophillips	C	-1.86	0.90	COG	Cabot Oil & Gas	A	2.21	0.90
2011-11-01	PAYX	Paychex	D	-2.86	0.20	PNW	Pinnacle West Capital	A	2.19	0.20

Date	Ticker	Name	R	SM	W (%)	Ticker	Name	R	SM	W (%)
2011-11-01	PCAR	Paccar	D	-2.87	1.60	XEL	Xcel Energy	A	2.19	1.60
2011-11-01	PFE	Pfizer	C	-1.85	1.90	BCR	C R Bard	A	2.18	1.90
2011-11-01	EW	Edwards Lifesciences	D	-2.87	-0.10	AMGN	Amgen	A	2.17	-0.10
2011-11-01	RTN	Raytheon	D	-2.86	-0.20	OKE	Oneok	A	2.19	-0.20
2011-11-01	RYL	Raytheon Gp	D	-2.88	0.10	TSN	Tyson Foods	A	2.20	0.10
2011-11-01	T	At&t	D	-2.84	1.20	POM	Pepco Holdings	A	2.19	1.20
2011-11-01	SLB	Schlumberger	D	-2.88	3.40	SE	Spectra Energy	A	2.20	3.40
2011-11-01	STI	Suntrust Banks	D	-2.90	0.10					
2011-11-01	TIF	Tiffany	C	-1.85	-0.10	LTD	L Brands	A	2.23	-0.10
2011-11-01	SWY	Safeway Inc	D	-2.88	0.40	BIG	Big Lots	A	2.21	0.40
2011-11-01	ALL	Allstate	D	-2.87	0.30	HNZ	Heinz	A	2.18	0.30
2011-11-01	TROW	T Rowe Price	D	-2.88	-0.10	SCG	Scana	A	2.18	-0.10
2011-11-01	TSO	Tesoro	C	-1.85	-0.40	FTI	Fmc Technologies	A	2.20	-0.40
2011-11-01	TXN	Texas Instruments	D	-2.86	0.20	RHT	Red Hat	B	1.20	0.20
2011-11-01	UTX	United Technologies	D	-2.86	2.70	HAR	Harman Ind Inc	B	1.27	2.70
2011-11-01	VAR	Varian Medical Systems	D	-2.87	-0.30	DGX	Quest Diagnostics	B	1.19	-0.30
2011-11-01	WFC	Wells Fargo	D	-2.88	2.60	SHLD	Sears	B	1.25	2.60
2011-11-01	WMB	Williams Companies	C	-1.85	0.20	KMX	Carmax	B	1.21	0.20
2011-11-01	WRE	Washington	D	-2.85	-0.00	JCP	Jc Penney	B	1.21	-0.00
2011-11-01	X	United States Steel	D	-2.94	-0.70					
2011-11-01	ZION	Zions Bancorp	D	-2.89	0.10	DISCA	Discovery Communications	B	1.19	0.10
2011-11-01	CY	Cypress Semiconductor	C	-1.87	-0.10	YHOO	Yahoo	B	1.20	-0.10
2011-11-01	IVZ	Invesco	D	-2.89	0.80	ADI	Analog Devices	B	1.19	0.80
2011-11-01	JNPR	Juniper Networks	D	-2.91	0.40					
2011-11-01	EOG	Eog Resources	D	-2.88	0.30	STZ	Constellation Brands	B	1.19	0.30
2011-11-01	TEVA	Teva Pharmaceutical Industries Adr	D	-2.88	0.10	BRCM	Broadcom Corp	B	1.18	0.10
2011-11-01	S	Sprint Nextel	D	-2.93	0.10					
2011-11-01	BLK	Blackrock	D	-2.88	-0.20	TER	Teradyne	B	1.18	-0.20
2011-11-01	DISH	Dish Network	C	-1.88	0.10	FDO	Family Dollar Stores	A	2.21	0.10
2011-11-01	UDR	Udr	C	-1.85	0.00	TEG	Integrys Energy	B	1.18	0.00
2011-11-01	GS	Goldman Sachs	D	-2.90	1.20					
2011-11-01	DNDNQ	Dendreon Corp	D	-2.96	0.10					
2011-11-01	UP-LMQ	Ultra Petroleum	D	-2.90	-0.20	IGT	International Game Technology PLC	B	1.18	-0.20
2011-11-01	UNH	Unitedhealth	C	-1.86	1.80	LXK	Lexmark Intl	B	1.18	1.80
2011-11-01	H	Hyatt Hotels	D	-2.88	-0.00	ROST	Ross Stores	A	2.21	-0.00
2011-11-01	GPN	Global Payments	C	-1.86	0.10	PCG	Pg&e	B	1.18	0.10
2011-11-01	UMBF	Umb Financial	D	-2.87	-0.00					
2011-11-01	VIAB	Viacom	C	-1.87	-0.30	FD	Macy's	A	2.20	-0.30
2011-11-01	SYK	Stryker	D	-2.88	-0.20					
2011-11-01	TWX	Time Warner	C	-1.85	2.80	KR	Kroger	A	2.19	2.80
2011-11-01	STJ	St Jude Medical Inc	C	-1.88	0.40					
2011-11-01	EL	Estee Lauder Companies	C	-1.85	-0.10	RAI	Reynolds American	A	2.19	-0.10
2011-11-01	AXS	Axis Capital	D	-2.86	0.20					
2011-11-01	NTAP	Netapp	D	-2.89	0.30	GOOGL	Google Class A	B	1.19	0.30
2011-11-01	C	Citigroup	D	-2.91	1.20					
2011-11-01	HIG	The Hartford Financial Services	D	-2.89	0.10					
2011-11-01	TUP	Tupperware Brands	C	-1.87	-0.30	GPC	Genuine Parts	A	2.19	-0.30
2011-11-01	HON	Honeywell International	D	-2.86	1.80					
2011-11-01	PRU	Prudential Financial	D	-2.87	1.30					
2011-11-01	PM	Philip Morris International	C	-1.84	0.80	MAT	Mattel	A	2.19	0.80
2011-11-01	EXC	Exelon	C	-1.84	0.50	EIX	Edison International	A	2.20	0.50
2011-11-01	ADP	Automatic Data Processing	C	-1.85	-0.20					

Date	Ticker	Name	R	SM	W (%)	Ticker	Name	R	SM	W (%)
2011-11-01	HPQ	Hp	D	-2.91	0.20					
2011-11-01	DVA	Davita	D	-2.87	-0.70					
2011-11-01	PFG	Principal Financial	D	-2.88	-0.00					
2011-11-01	TS	Tenaris Adr	D	-2.90	-0.30					
2011-11-01	BMR	BioMed Realty Trust	D	-2.86	-0.10					
2011-11-01	RF	Regions Financial	D	-2.92	0.10					
2011-11-01	DFS	Discover Financial Services	C	-1.86	-0.20					
2011-11-01	G	Genpact	C	-1.85	0.10					
2011-11-01	CPN	Calpine	C	-1.85	0.20	PGN	Progress Energy	A	2.20	0.20
2011-11-01	MDLZ	Mondelez International	C	-1.84	2.00	DPS	Dr Pepper Snapple	A	2.18	2.00
2011-11-01	AVGO	Broadcom	C	-1.86	0.50	TLAB	Tellabs	B	1.19	0.50
2011-11-01	ARNC	Arconic	D	-2.90	0.60					
2011-12-01	FLR	Fluor	D	-2.88	1.10	GR	Goodrich	A	2.77	1.10
2011-12-01	RCL	Royal Caribbean Cruises	D	-2.91	-0.10					
2011-12-01	MET	Metlife	D	-2.89	1.00	PSA	Public Storage	A	2.45	1.00
2011-12-01	HES	Hess	D	-2.89	0.20	MRO	Marathon Oil	A	2.39	0.20
2011-12-01	AIG	American International	D	-2.94	-0.20					
2011-12-01	ALTR	Altera Corp.	D	-2.87	0.80	TDC	Teradata	A	2.79	0.80
2011-12-01	DRI	Darden Restaurants	D	-2.84	0.30	CMG	Chipotle Mexican Grill	A	3.00	0.30
2011-12-01	AMD	Advanced Micro Devices	D	-2.90	-0.10	CERN	Cerner	A	2.28	-0.10
2011-12-01	DVN	Devon Energy	D	-2.88	0.40	RRC	Range Resources	A	2.36	0.40
2011-12-01	APA	Apache	D	-2.88	0.30	EQT	Eqst	A	2.31	0.30
2011-12-01	ARE	Alexandria Real Estate Equities	D	-2.87	0.20	V	Visa	A	2.25	0.20
2011-12-01	APD	Air Products & Chemicals	D	-2.85	1.60	NEM	Newmont Mining	A	2.21	1.60
2011-12-01	AXP	American Express	C	-1.85	0.10	MCO	Moody's	A	2.22	0.10
2011-12-01	BAC	Bank Of America	D	-2.94	0.50					
2011-12-01	BDX	Becton Dickinson	D	-2.86	0.40	ISRG	Intuitive Surgical	A	2.29	0.40
2011-12-01	BEN	Franklin Resources	D	-2.88	-0.10	AOC	Aon plc	A	2.21	-0.10
2011-12-01	CLF	Cliffs Natural Resources	D	-2.89	-0.60	ARG	Airgas Inc	A	2.20	-0.60
2011-12-01	CM-CSA	Comcast	C	-1.86	1.30	SBUX	Starbucks	A	2.32	1.30
2011-12-01	MAR	Marriott International	D	-2.88	0.10	JWN	Nordstrom	A	2.27	0.10
2011-12-01	CSX	Csx	D	-2.87	0.30	ACN	Accenture Cl A	A	2.36	0.30
2011-12-01	COF	Capital One Financial	D	-2.87	0.60	NDAQ	Nasdaq	A	2.21	0.60
2011-12-01	OMG	OM Group	D	-2.91	-0.10					
2011-12-01	DDR	Ddr	D	-2.87	-0.10	AIZ	Assurant	A	2.21	-0.10
2011-12-01	DD	E.i. Du Pont De Nemours	D	-2.86	1.20	ECL	Ecolab	A	2.19	1.20
2011-12-01	DE	Deere	D	-2.87	-0.40	GWW	Ww Grainger	A	2.32	-0.40
2011-12-01	DIS	Walt Disney	D	-2.86	-0.10	HRB	H.& R.block	A	2.25	-0.10
2011-12-01	DOV	Dover	D	-2.87	-0.90	PCP	Precision Castparts	A	2.27	-0.90
2011-12-01	DOW	Dow Chemical	D	-2.89	-0.70	PPG	Ppg Industries	B	1.20	-0.70
2011-12-01	CME	Cme	D	-2.86	0.40	MMC	Marsh & McLennan Cos	A	2.20	0.40
2011-12-01	EGN	Energen	D	-2.87	0.10	HP	Helmerich & Payne	A	2.25	0.10
2011-12-01	EMC	EMC Corp	D	-2.86	0.60	RHT	Red Hat	A	2.21	0.60
2011-12-01	FCX	Freeport-mcmoran	D	-2.89	1.80	FMC	Fmc	B	1.19	1.80
2011-12-01		Fidelity National Information Services	D	-2.88	0.00	ROP	Roper Technologies	A	2.26	0.00
2011-12-01	TGNA	Tegna	D	-2.89	-0.20	BIG	Big Lots	A	2.23	-0.20
2011-12-01	GE	General Electric	D	-2.88	0.90	JBL	Jabil Circuit	A	2.24	0.90
2011-12-01	AXLL	Axiall Corporation	D	-2.92	0.40					
2011-12-01	ZBH	Zimmer Biomet	D	-2.88	-0.50	AGN	Allergan	A	2.24	-0.50
2011-12-01	HAL	Halliburton	D	-2.89	0.90	EP	El Paso Corporation	A	2.25	0.90
2011-12-01	HBAN	Huntington Bancshares	D	-2.87	0.00	SPG	Simon Property	A	2.19	0.00
2011-12-01	CHK	Chesapeake Energy	C	-1.88	-0.20	COG	Cabot Oil & Gas	A	2.23	-0.20
2011-12-01	AKS	Ak Steel	D	-2.92	-0.10					

Date	Ticker	Name	R	SM	W (%)	Ticker	Name	R	SM	W (%)
2011-12-01	QEP	Qep Resources	D	-2.86	0.10	FTI	Fmc Technologies	A	2.23	0.10
2011-12-01	HTLD	Heartland Express	D	-2.88	-0.10	FAST	Fastenal	A	2.22	-0.10
2011-12-01	MS	Morgan Stanley	D	-2.92	0.50					
2011-12-01	ITW	Illinois Tool Works	D	-2.87	-0.30	PWR	Quanta Services	A	2.21	-0.30
2011-12-01	JCI	Johnson Controls	D	-2.88	2.30	HRL	Hormel Foods	A	2.40	2.30
2011-12-01	AMTD	Td Ameritrade	D	-2.88	0.40	FITB	Fifth Third Bancorp	B	1.22	0.40
2011-12-01	JNJ	Johnson & Johnson	C	-1.84	1.20	BAX	Baxter International	A	2.21	1.20
2011-12-01	KEY	Keycorp	D	-2.88	-0.10	EFX	Equifax	B	1.21	-0.10
2011-12-01	KO	Coca-cola	C	-1.84	2.50	HOG	Harley-davidson	A	2.29	2.50
2011-12-01	LNC	Lincoln National	D	-2.89	-0.10	TRV	Travelers Companies	B	1.20	-0.10
2011-12-01	FII	Federated Investors	D	-2.91	-0.10					
2011-12-01		Minnesota Mng.& Mfg	D	-2.86	0.50	MWV	MeadWestvaco	A	2.21	0.50
2011-12-01	NFG	National Fuel Gas	D	-2.87	-0.40	NI	Nisource	A	2.48	-0.40
2011-12-01	NOC	Northrop Grumman	D	-2.86	-0.30	TYC	Tyco International	A	2.21	-0.30
2011-12-01	ORCL	Oracle	C	-1.85	2.30	GOOGL	Google Class A	A	2.20	2.30
2011-12-01	F	Ford Motor	D	-2.91	-0.40					
2011-12-01	COP	Conocophillips	C	-1.85	0.80	SE	Spectra Energy	A	2.21	0.80
2011-12-01	PCAR	Paccar	D	-2.87	1.50	TSS	Total System Services	A	2.20	1.50
2011-12-01	EW	Edwards Lifesciences	D	-2.88	-0.10	AET	Aetna	A	2.20	-0.10
2011-12-01	SLB	Schlumberger	D	-2.87	3.60	PXD	Pioneer Natural Resources	B	1.22	3.60
2011-12-01	STI	Suntrust Banks	D	-2.91	0.10					
2011-12-01	SLG	SI Green Realty	D	-2.88	0.10	CINF	Cincinnati Financial	B	1.19	0.10
2011-12-01	UTX	United Technologies	D	-2.86	2.90	FLS	Flowserve	B	1.24	2.90
2011-12-01	WFC	Wells Fargo	D	-2.87	2.60	L	Loews	B	1.19	2.60
2011-12-01	WRE	Washington	D	-2.86	-0.00	XL	XL	B	1.19	-0.00
2011-12-01	X	United States Steel	D	-2.93	-0.40					
2011-12-01	ZION	Zions Bancorp	D	-2.90	0.10	PBCT	People's United Financial	B	1.19	0.10
2011-12-01	IVZ	Invesco	D	-2.88	0.80	VTR	Ventas	B	1.18	0.80
2011-12-01	JNPR	Juniper Networks	D	-2.92	0.10					
2011-12-01	TEVA	Teva Pharmaceutical Industries Adr	D	-2.88	0.10	MHS	Medco Health Solutions	B	1.21	0.10
2011-12-01	ESRX	Express Scripts	D	-2.87	0.70	DGX	Quest Diagnostics	B	1.21	0.70
2011-12-01	VRTX	Vertex Pharmaceuticals	C	-1.92	0.20	XRAY	Dentsply Intl	B	1.18	0.20
2011-12-01	S	Sprint Nextel	D	-2.92	0.10					
2011-12-01	DISH	Dish Network	C	-1.87	0.10	ROST	Ross Stores	A	2.22	0.10
2011-12-01	UDR	Udr	C	-1.86	0.00	CEG	Constellation Energy	A	2.24	0.00
2011-12-01	GS	Goldman Sachs	D	-2.91	1.00					
2011-12-01	UP-LMQ	Ultra Petroleum	D	-2.89	-0.10	SUN	Sunoco	B	1.21	-0.10
2011-12-01	UNH	Unitedhealth	C	-1.85	1.90	PDCO	Patterson Companies	B	1.18	1.90
2011-12-01	H	Hyatt Hotels	D	-2.88	-0.00	LTD	L Brands	A	2.22	-0.00
2011-12-01	GPN	Global Payments	D	-2.86	0.10	JEC	Jacobs Engineering	B	1.22	0.10
2011-12-01	UMBF	Umb Financial	D	-2.87	-0.00	GAS	Nicor	A	2.23	-0.00
2011-12-01	VIAB	Viacom	C	-1.86	-0.10	WYN	Wyndham Worldwide	A	2.22	-0.10
2011-12-01	SYK	Stryker	D	-2.87	-0.20	EL	Estee Lauder Companies	A	2.23	-0.20
2011-12-01	TWX	Time Warner	C	-1.85	2.80	NX	Twenty-First Century Fox Inc	A	2.21	2.80
2011-12-01	STJ	St Jude Medical Inc	D	-2.88	0.40	BEAM	Beam Inc	A	2.22	0.40
2011-12-01	DNR	Denbury Resources	D	-2.89	-0.20	NOV	National Oilwell Varco	B	1.19	-0.20
2011-12-01	DO	Diamond Offshore Drilling	D	-2.85	-0.20	AEE	Ameren	A	2.22	-0.20
2011-12-01	NTAP	Netapp	D	-2.90	0.30	MOT	Motorola Solutions	A	2.20	0.30
2011-12-01	C	Citigroup	D	-2.91	1.10					

Date	Ticker	Name	R	SM	W (%)	Ticker	Name	R	SM	W (%)
2011-12-01	HIG	The Hartford Financial Services	D	-2.89	0.00	TSN	Tyson Foods	A	2.22	0.00
2011-12-01	TUP	Tupperware Brands	C	-1.87	-0.40	LO	Lorillard	A	2.25	-0.40
2011-12-01	CVH	Coventry Health Care	C	-1.86	-0.10	OKE	Oneok	A	2.22	-0.10
2011-12-01	PRU	Prudential Financial	D	-2.88	1.00	FDO	Family Dollar Stores	A	2.21	1.00
2011-12-01	HPQ	Hp	D	-2.90	0.30					
2011-12-01	DVA	Davita	D	-2.86	-0.30	RAI	Reynolds American	A	2.21	-0.30
2011-12-01	GM	General Motors	D	-2.91	2.00					
2011-12-01	BMR	BioMed Realty Trust	D	-2.84	-0.10	FD	Macy's	A	2.21	-0.10
2011-12-01	RF	Regions Financial	D	-2.91	0.10					
2011-12-01	G	Genpact	C	-1.86	0.10	ETN	Eaton Corp PLC	B	1.22	0.10
2011-12-01	CPN	Calpine	C	-1.85	0.10	CNP	Centerpoint Energy	A	2.34	0.10
2011-12-01	AVGO	Broadcom	C	-1.86	0.40	INTU	Intuit	A	2.19	0.40
2011-12-01	ARNC	Arconic	D	-2.91	0.30					
2011-12-01	BHGE	Baker Hughes, A Ge	D	-2.88	0.80	PGN	Progress Energy	A	2.21	0.80
2012-01-02	FLR	Fluor	D	-2.89	1.00	GR	Goodrich	A	2.78	1.00
2012-01-02	MET	Metlife	D	-2.89	1.20	PSA	Public Storage	A	2.47	1.20
2012-01-02	FE	Firstenergy	C	-1.84	-0.30	NI	Nisource	A	2.50	-0.30
2012-01-02	HES	Hess	D	-2.89	0.20	MRO	Marathon Oil	A	2.41	0.20
2012-01-02	AIG	American International	D	-2.94	-0.20					
2012-01-02	DRI	Darden Restaurants	D	-2.84	0.30	CMG	Chipotle Mexican Grill	A	3.00	0.30
2012-01-02	AMD	Advanced Micro Devices	D	-2.90	-0.10					
2012-01-02	DVN	Devon Energy	D	-2.89	0.10	RRC	Range Resources	A	2.31	0.10
2012-01-02	APA	Apache	D	-2.89	0.30	EQT	Eq	A	2.28	0.30
2012-01-02	ARE	Alexandria Real Estate Equities	D	-2.86	0.20	V	Visa	A	2.26	0.20
2012-01-02	BAC	Bank Of America	D	-2.94	0.70					
2012-01-02	BDX	Becton Dickinson	D	-2.86	0.40	ISRG	Intuitive Surgical	A	2.31	0.40
2012-01-02	BEN	Franklin Resources	D	-2.88	-0.10	AIZ	Assurant	A	2.22	-0.10
2012-01-02	CLF	Cliffs Natural Resources	D	-2.90	-0.50	ARG	Airgas Inc	A	2.21	-0.50
2012-01-02	CMCSA	Comcast	C	-1.85	1.40	DLTR	Dollar Tree	A	2.98	1.40
2012-01-02	CSX	Csx	D	-2.87	0.30	ACN	Accenture Cl A	A	2.33	0.30
2012-01-02	OMG	OM Group	D	-2.91	-0.10					
2012-01-02	DE	Deere	D	-2.87	-0.40	GWW	Ww Grainger	A	2.32	-0.40
2012-01-02	DELL	Dell	C	-1.86	-0.30	TDC	Teradata	A	2.71	-0.30
2012-01-02	CME	Cme	D	-2.86	0.50	AOC	Aon plc	A	2.22	0.50
2012-01-02	EMC	EMC Corp	D	-2.87	0.50	MMI	Motorola Mobility Holdings	A	2.31	0.50
2012-01-02	FCX	Freeport-mcmoran	D	-2.90	2.00	ECL	Ecolab	A	2.20	2.00
2012-01-02		Fidelity National Information Services	D	-2.87	0.00	PCP	Precision Castparts	A	2.27	0.00
2012-01-02	AXLL	Axiall Corporation	D	-2.92	0.40					
2012-01-02	ZBH	Zimmer Biomet	D	-2.87	-0.20	PRGO	Perrigo Company plc	A	2.29	-0.20
2012-01-02	HAL	Halliburton	D	-2.90	0.40	EP	El Paso Corporation	A	2.26	0.40
2012-01-02	CHK	Chesapeake Energy	D	-2.90	-0.10	HP	Helmerich & Payne	A	2.25	-0.10
2012-01-02	AKS	Ak Steel	D	-2.92	-0.10					
2012-01-02	QEP	Qep Resources	D	-2.87	0.00	FTI	Fmc Technologies	A	2.23	0.00
2012-01-02	HTLD	Heartland Express	D	-2.87	-0.10	ROP	Roper Technologies	A	2.26	-0.10
2012-01-02	MS	Morgan Stanley	D	-2.92	0.40					
2012-01-02	JCI	Johnson Controls	D	-2.88	2.30	HRL	Hormel Foods	A	2.39	2.30
2012-01-02	KEY	Keycorp	D	-2.87	-0.10	EFX	Equifax	A	2.22	-0.10
2012-01-02	KO	Coca-cola	C	-1.84	2.60	HOG	Harley-davidson	A	2.30	2.60
2012-01-02	LNC	Lincoln National	D	-2.89	-0.10	MCO	Moody's	A	2.21	-0.10
2012-01-02	FII	Federated Investors	D	-2.91	-0.10					
2012-01-02		Minnesota Mng.& Mfg	D	-2.86	0.50	RHI	Robert Half International	A	2.24	0.50
2012-01-02	NFG	National Fuel Gas	D	-2.88	-0.40	CNP	Centerpoint Energy	A	2.34	-0.40

Date	Ticker	Name	R	SM	W (%)	Ticker	Name	R	SM	W (%)
2012-01-02	ORCL	Oracle	C	-1.88	2.40	FFIV	F5 Networks	A	2.25	2.40
2012-01-02	F	Ford Motor	D	-2.90	-0.40					
2012-01-02	PCAR	Paccar	D	-2.88	1.50	JBL	Jabil Circuit	A	2.23	1.50
2012-01-02	PCG	Pg&e	D	-2.84	0.40	CEG	Constellation Energy	A	2.24	0.40
2012-01-02	PEG	Public Service Enterprise	C	-1.84	-0.10	OKE	Oneok	A	2.23	-0.10
2012-01-02	EW	Edwards Lifesciences	D	-2.87	-0.10	AGN	Allergan	A	2.25	-0.10
2012-01-02	SLB	Schlumberger	D	-2.88	3.30	SE	Spectra Energy	A	2.22	3.30
2012-01-02	STI	Suntrust Banks	D	-2.91	0.20					
2012-01-02	SLG	SI Green Realty	D	-2.88	0.10	MMC	Marsh & McLennan Cos	A	2.20	0.10
2012-01-02	AMZN	Amazon.com	C	-1.88	1.40	SBUX	Starbucks	A	2.33	1.40
2012-01-02	UTX	United Technologies	D	-2.87	2.70	FAST	Fastenal	A	2.23	2.70
2012-01-02	WRE	Washington	D	-2.85	-0.00	HCP	Hcp	A	2.20	-0.00
2012-01-02	ZION	Zions Bancorp	D	-2.89	0.10	CINF	Cincinnati Financial	A	2.20	0.10
2012-01-02	JNPR	Juniper Networks	D	-2.92	0.10					
2012-01-02	VRTX	Vertex Pharmaceuticals	D	-2.90	0.40					
2012-01-02	S	Sprint Nextel	D	-2.93	0.10					
2012-01-02	UDR	Udr	C	-1.85	0.00	NDAQ	Nasdaq	A	2.20	0.00
2012-01-02	GS	Goldman Sachs	D	-2.91	1.00					
2012-01-02	REGN	Regeneron Pharmaceuticals	C	-1.87	-0.20	AET	Aetna	A	2.20	-0.20
2012-01-02	UP-LMQ	Ultra Petroleum	D	-2.90	-0.10					
2012-01-02	UMBF	Umb Financial	D	-2.86	-0.00	SPG	Simon Property	A	2.20	-0.00
2012-01-02	VIAB	Viacom	C	-1.86	-0.10	JWN	Nordstrom	A	2.29	-0.10
2012-01-02	TWX	Time Warner	C	-1.84	2.90	HRB	H.& R.block	A	2.26	2.90
2012-01-02	ACT	Actavis	C	-1.86	0.30	BAX	Baxter International	A	2.20	0.30
2012-01-02	DO	Diamond Offshore Drilling	D	-2.87	-0.20	PXD	Pioneer Natural Resources	A	2.21	-0.20
2012-01-02	NTAP	Netapp	D	-2.90	0.30					
2012-01-02	C	Citigroup	D	-2.91	1.10					
2012-01-02	HIG	The Hartford Financial Services	D	-2.90	0.00	FHN	First Horizon National	B	1.24	0.00
2012-01-02	TUP	Tupperware Brands	C	-1.87	-0.30	LO	Lorillard	A	2.26	-0.30
2012-01-02	CVH	Coventry Health Care	C	-1.87	-0.10	GILD	Gilead Sciences	A	2.19	-0.10
2012-01-02	PRU	Prudential Financial	D	-2.88	1.00	FITB	Fifth Third Bancorp	B	1.23	1.00
2012-01-02	HPQ	Hp	D	-2.91	0.30					
2012-01-02	GM	General Motors	D	-2.91	1.90					
2012-01-02	RF	Regions Financial	D	-2.91	0.10					
2012-01-02	G	Genpact	C	-1.86	0.10	PWR	Quanta Services	A	2.22	0.10
2012-01-02	AVGO	Broadcom	C	-1.86	0.40	GOOGL	Google Class A	A	2.21	0.40
2012-01-02	BHGE	Baker Hughes, A Ge	D	-2.90	0.50	COG	Cabot Oil & Gas	A	2.21	0.50
2012-02-01	FLR	Fluor	D	-2.87	1.10	GR	Goodrich	A	2.79	1.10
2012-02-01	ECA	Encana	D	-2.91	-0.40					
2012-02-01	FE	Firstenergy	C	-1.85	-0.30	NI	Nisource	A	2.50	-0.30
2012-02-01	HES	Hess	D	-2.89	0.20	MRO	Marathon Oil	A	2.44	0.20
2012-02-01	DRI	Darden Restaurants	D	-2.84	0.30	CMG	Chipotle Mexican Grill	A	3.00	0.30
2012-02-01	APA	Apache	D	-2.83	0.30	HP	Helmerich & Payne	A	2.27	0.30
2012-02-01	CCL	Carnival	D	-2.85	0.70	DLTR	Dollar Tree	A	3.00	0.70
2012-02-01	CPB	Campbell Soup	D	-2.84	0.60	HRL	Hormel Foods	A	2.39	0.60
2012-02-01	OMG	OM Group	D	-2.89	-0.10	NUE	Nucor	A	2.24	-0.10
2012-02-01	CME	Cme	D	-2.86	0.50	PSA	Public Storage	A	2.48	0.50
2012-02-01	EQT	Eq	C	-1.88	0.30	EP	El Paso Corporation	A	2.27	0.30
2012-02-01	HAL	Halliburton	D	-2.89	0.50	SUN	Sunoco	A	2.26	0.50
2012-02-01	CHK	Chesapeake Energy	D	-2.90	-0.10					
2012-02-01	QEP	Qep Resources	D	-2.87	0.10	PXD	Pioneer Natural Resources	A	2.24	0.10
2012-02-01	MS	Morgan Stanley	D	-2.90	0.70	V	Visa	A	2.26	0.70
2012-02-01	KEY	Keycorp	D	-2.87	-0.10	FITB	Fifth Third Bancorp	A	2.24	-0.10

Date	Ticker	Name	R	SM	W (%)	Ticker	Name	R	SM	W (%)
2012-02-01	FII	Federated Investors	D	-2.90	-0.10	MCO	Moody's	A	2.23	-0.10
2012-02-01	NFG	National Fuel Gas	D	-2.89	-0.30	AES	Aes	A	2.23	-0.30
2012-02-01	ORCL	Oracle	D	-2.87	2.50	MMI	Motorola Mobility Holdings	A	2.31	2.50
2012-02-01	PCG	Pg&e	D	-2.84	0.60	CMS	Cms Energy	A	2.21	0.60
2012-02-01	PEG	Public Service Enterprise	C	-1.85	-0.10	PGN	Progress Energy	A	2.21	-0.10
2012-02-01	PPL	Ppl	C	-1.85	0.50	PNW	Pinnacle West Capital	A	2.21	0.50
2012-02-01	SWN	Southwestern Energy	D	-2.90	0.40	FTI	Fmc Technologies	A	2.23	0.40
2012-02-01	AMZN	Amazon.com	C	-1.88	1.20	SBUX	Starbucks	A	2.35	1.20
2012-02-01	CY	Cypress Semiconductor	D	-2.85	-0.00	FFIV	F5 Networks	A	2.29	-0.00
2012-02-01	JNPR	Juniper Networks	D	-2.92	0.20					
2012-02-01	VRTX	Vertex Pharmaceuticals	D	-2.89	0.40	ISRG	Intuitive Surgical	A	2.31	0.40
2012-02-01	S	Sprint Nextel	D	-2.94	0.10					
2012-02-01	GS	Goldman Sachs	D	-2.89	1.30	AOC	Aon plc	A	2.23	1.30
2012-02-01	KSS	Kohl's	D	-2.86	0.20	JWN	Nordstrom	A	2.29	0.20
2012-02-01	MCK	Mckesson	C	-1.84	0.80	HRB	H.& R.block	A	2.27	0.80
2012-02-01	ACT	Actavis	C	-1.86	0.30	PRGO	Perrigo Company plc	A	2.29	0.30
2012-02-01	DO	Diamond Offshore Drilling	D	-2.85	-0.20	COG	Cabot Oil & Gas	A	2.18	-0.20
2012-02-01	NTAP	Netapp	D	-2.89	0.20	AKAM	Akamai Technologies	A	2.29	0.20
2012-02-01	RRC	Range Resources	C	-1.87	0.10	DNR	Denbury Resources	B	1.29	0.10
2012-02-01	BTU	Peabody Energy Corp	D	-2.92	0.10					
2012-02-01	C	Citigroup	D	-2.90	1.40	BBT	Bb&t	A	2.23	1.40
2012-02-01	HIG	The Hartford Financial Services	D	-2.89	0.00	AMT	American Tower	A	2.22	0.00
2012-02-01	CVH	Coventry Health Care	C	-1.86	-0.50	AGN	Allergan	A	2.25	-0.50
2012-02-01	TGT	Target	C	-1.85	0.80	WYN	Wyndham Worldwide	A	2.25	0.80
2012-02-01	WLTGQ	Walter Energy	D	-2.92	0.10					
2012-02-01	HPQ	Hp	D	-2.90	0.30					
2012-02-01	ANR	Alpha Natural Resources	D	-2.95	-0.10					
2012-02-01	G	Genpact	C	-1.86	0.10	GWW	Ww Grainger	A	2.33	0.10
2012-02-01	DPS	Dr Pepper Snapple	C	-1.85	-0.20	HOG	Harley-davidson	A	2.34	-0.20
2012-02-01	AVGO	Broadcom	C	-1.83	0.10	TER	Teradyne	A	2.24	0.10
2012-02-01	BHGE	Baker Hughes, A Ge	D	-2.90	0.50	NBR	Nabors Industries	B	1.27	0.50
2012-03-01	ECA	Encana	D	-2.90	-0.30					
2012-03-01	FE	Firstenergy	C	-1.84	-0.10	NI	Nisource	A	2.51	-0.10
2012-03-01	CCL	Carnival	D	-2.86	0.60	CMG	Chipotle Mexican Grill	A	3.00	0.60
2012-03-01	CLX	Clorox	C	-1.85	-0.10	PHM	Pultegroup	A	2.40	-0.10
2012-03-01	NYX	NYSE Euronext	D	-2.88	0.30	PSA	Public Storage	A	2.47	0.30
2012-03-01	EQT	Eq	C	-1.87	0.60	MRO	Marathon Oil	A	2.48	0.60
2012-03-01	HAL	Halliburton	D	-2.89	0.40	DNR	Denbury Resources	A	2.31	0.40
2012-03-01	CHK	Chesapeake Energy	D	-2.88	-0.10	EP	El Paso Corporation	A	2.28	-0.10
2012-03-01	FII	Federated Investors	D	-2.88	-0.10	RF	Regions Financial	A	2.32	-0.10
2012-03-01	NFG	National Fuel Gas	D	-2.89	-0.20	D	Dominion Resources	A	2.31	-0.20
2012-03-01	ORCL	Oracle	D	-2.86	2.60	MU	Micron Technology	A	2.34	2.60
2012-03-01	PEG	Public Service Enterprise	D	-2.85	-0.10	AES	Aes	A	2.24	-0.10
2012-03-01	PPL	Ppl	C	-1.84	0.50	EIX	Edison International	A	2.21	0.50
2012-03-01	SWN	Southwestern Energy	D	-2.89	0.40	HP	Helmerich & Payne	A	2.27	0.40
2012-03-01	AMZN	Amazon.com	C	-1.88	0.80	DLTR	Dollar Tree	A	3.00	0.80
2012-03-01	CY	Cypress Semiconductor	D	-2.84	-0.00	AKAM	Akamai Technologies	A	2.32	-0.00
2012-03-01	JNPR	Juniper Networks	D	-2.92	0.20					
2012-03-01	VRTX	Vertex Pharmaceuticals	D	-2.88	0.40	ISRG	Intuitive Surgical	A	2.35	0.40

Date	Ticker	Name	R	SM	W (%)	Ticker	Name	R	SM	W (%)
2012-03-01	S	Sprint Nextel	D	-2.93	0.10					
2012-03-01	GS	Goldman Sachs	D	-2.88	1.30	GNW	Genworth Financial	A	2.31	1.30
2012-03-01	KSS	Kohl's	D	-2.84	0.30	SBUX	Starbucks	A	2.35	0.30
2012-03-01	BBBY	Bed Bath & Beyond	C	-1.84	-0.20	JWN	Nordstrom	A	2.31	-0.20
2012-03-01	CAH	Cardinal Health	D	-2.85	1.20	IPG	Interpublic Group Of Companies	A	2.28	1.20
2012-03-01	ACN	Accenture Cl A	C	-1.84	0.10	GR	Goodrich	A	2.79	0.10
2012-03-01	MCK	Mckesson	C	-1.84	0.80	WYN	Wyndham Worldwide	A	2.28	0.80
2012-03-01	ACT	Actavis	C	-1.86	0.40	PRGO	Perrigo Company plc	A	2.32	0.40
2012-03-01	RRC	Range Resources	C	-1.86	0.20	SUN	Sunoco	A	2.26	0.20
2012-03-01	C	Citigroup	D	-2.89	1.30	LNC	Lincoln National	A	2.30	1.30
2012-03-01	WLTGQ	Walter Energy	D	-2.92	0.50					
2012-03-01	HPQ	Hp	D	-2.91	0.30					
2012-03-01	ABC	Amerisourcebergen	D	-2.86	-0.00	GPS	Gap	A	2.27	-0.00
2012-03-01	G	Genpact	C	-1.85	0.10	GWW	Ww Grainger	A	2.36	0.10
2012-03-01	DPS	Dr Pepper Snapple	C	-1.85	-0.20	HOG	Harley-davidson	A	2.37	-0.20
2012-03-01	BHGE	Baker Hughes, A Ge	D	-2.89	0.30	MUR	Murphy Oil	A	2.25	0.30
2012-04-02	CCL	Carnival	D	-2.84	0.40	WFM	Whole Foods Market	A	3.00	0.40
2012-04-02	CSX	Csx	C	-1.83	0.40	GR	Goodrich	A	2.79	0.40
2012-04-02	EQT	Eq	C	-1.88	0.50	MRO	Marathon Oil	A	2.45	0.50
2012-04-02	GMCR	Keurig Green Mountain	D	-2.93	-0.10					
2012-04-02	HAL	Halliburton	D	-2.90	0.30					
2012-04-02	CHK	Chesapeake Energy	D	-2.89	-0.20	EP	El Paso Corporation	A	2.30	-0.20
2012-04-02	JCI	Johnson Controls	C	-1.84	1.80	HOG	Harley-davidson	A	2.38	1.80
2012-04-02	NFG	National Fuel Gas	D	-2.89	-0.20	NI	Nisource	A	2.52	-0.20
2012-04-02	PEG	Public Service Enterprise	D	-2.85	-0.10	D	Dominion Resources	A	2.31	-0.10
2012-04-02	PPL	Ppl	C	-1.84	0.40	AES	Aes	A	2.23	0.40
2012-04-02	SWN	Southwestern Energy	D	-2.89	0.20	DNR	Denbury Resources	A	2.29	0.20
2012-04-02	CY	Cypress Semiconductor	D	-2.86	-0.00	AKAM	Akamai Technologies	A	2.33	-0.00
2012-04-02	CNX	Consol Energy	D	-2.89	-0.40	EMN	Eastman Chemical	A	2.25	-0.40
2012-04-02	RRC	Range Resources	C	-1.87	0.20	SUN	Sunoco	A	2.26	0.20
2012-04-02	BTU	Peabody Energy Corp	D	-2.93	0.50					
2012-04-02	WLTGQ	Walter Energy	D	-2.93	0.60					
2012-04-02	HPQ	Hp	D	-2.92	0.20					
2012-04-02	BHGE	Baker Hughes, A Ge	D	-2.91	0.10					
2012-05-01	NVDA	Nvidia	D	-2.87	-0.00	FFIV	F5 Networks	A	2.32	-0.00
2012-05-01	ALTR	Altera Corp.	C	-1.85	1.30	MMI	Motorola Mobility Holdings	A	2.31	1.30
2012-05-01	APC	Anadarko Petroleum	C	-1.86	0.70	MRO	Marathon Oil	A	2.42	0.70
2012-05-01	GAS	AGL Resources	D	-2.85	0.10	NI	Nisource	A	2.54	0.10
2012-05-01	CSX	Csx	C	-1.83	1.00	GR	Goodrich	A	2.79	1.00
2012-05-01	OMG	OM Group	D	-2.87	-0.10	EMN	Eastman Chemical	A	2.26	-0.10
2012-05-01	MCHP	Microchip Technology	C	-1.85	-0.60	AKAM	Akamai Technologies	A	2.30	-0.60
2012-05-01	ED	Consolidated Edison	C	-1.84	-0.50	D	Dominion Resources	A	2.32	-0.50
2012-05-01	EQT	Eq	D	-2.87	0.60	SUN	Sunoco	A	2.33	0.60
2012-05-01	GMCR	Keurig Green Mountain	D	-2.93	-0.00					
2012-05-01	CHK	Chesapeake Energy	D	-2.91	-0.20					
2012-05-01	HTLD	Heartland Express	C	-1.85	-0.10	ROP	Roper Technologies	A	2.31	-0.10
2012-05-01	HUM	Humana	C	-1.85	1.10	ISRG	Intuitive Surgical	A	2.40	1.10
2012-05-01	JCI	Johnson Controls	C	-1.84	1.80	FOSL	Fossil	A	3.00	1.80
2012-05-01	JCP	Jc Penney	C	-1.86	-0.30	WFM	Whole Foods Market	A	3.00	-0.30
2012-05-01	NFG	National Fuel Gas	D	-2.89	-0.20	CMS	Cms Energy	A	2.23	-0.20
2012-05-01	NUE	Nucor	C	-1.86	-0.40	CF	Cf Industries	A	2.25	-0.40

Date	Ticker	Name	R	SM	W (%)	Ticker	Name	R	SM	W (%)
2012-05-01	F	Ford Motor	C	-1.85	-0.30	HOG	Harley-davidson	A	2.41	-0.30
2012-05-01	PEG	Public Service Enterprise	D	-2.85	-0.10	AES	Aes	A	2.22	-0.10
2012-05-01	PPL	Ppl	C	-1.85	0.30	EIX	Edison International	A	2.22	0.30
2012-05-01	SWN	Southwestern Energy	D	-2.89	0.40	DNR	Denbury Resources	A	2.30	0.40
2012-05-01	UTHR	United Therapeutics	C	-1.85	-0.10	PRGO	Perrigo Company plc	A	2.32	-0.10
2012-05-01	WERN	Werner Enterprises	C	-1.85	-0.30	TXT	Textron	A	2.29	-0.30
2012-05-01	WRE	Washington	C	-1.83	-0.00	PSA	Public Storage	A	2.50	-0.00
2012-05-01	X	United States Steel	C	-1.85	0.80	PPG	Ppg Industries	A	2.25	0.80
2012-05-01	CY	Cypress Semiconductor	D	-2.86	-0.00	NVLS	Novellus Systems	A	2.29	-0.00
2012-05-01	CNX	Consol Energy	D	-2.89	-0.50	ARG	Airgas Inc	A	2.24	-0.50
2012-05-01	SNDK	Sandisk Corp	C	-1.88	0.10	WDC	Western Digital	A	2.27	0.10
2012-05-01	BTU	Peabody Energy Corp	D	-2.93	0.60					
2012-05-01	WLTGQ	Walter Energy	D	-2.92	0.50					
2012-05-01	HPQ	Hp	D	-2.91	0.70					
2012-05-01	ABC	Amerisourcebergen	D	-2.84	-0.20	CMG	Chipotle Mexican Grill	A	3.00	-0.20
2012-05-01	GM	General Motors	C	-1.85	2.20	LO	Lorillard	A	2.30	2.20
2012-06-01	FLR	Fluor	C	-1.88	1.10	GR	Goodrich	A	2.79	1.10
2012-06-01	MET	Metlife	C	-1.88	1.60	PSA	Public Storage	A	2.46	1.60
2012-06-01	VLO	Valero Energy	D	-2.88	0.20	SUN	Sunoco	A	2.31	0.20
2012-06-01	ALTR	Altera Corp.	D	-2.87	1.70	AKAM	Akamai Technologies	A	2.25	1.70
2012-06-01	APC	Anadarko Petroleum	D	-2.89	0.60	WYN	Wyndham Worldwide	A	2.29	0.60
2012-06-01	GAS	AGL Resources	D	-2.86	0.10	NI	Nisource	A	2.52	0.10
2012-06-01	CAT	Caterpillar	C	-1.88	-0.10	SHW	Sherwin-williams	A	2.30	-0.10
2012-06-01	CLF	Cliffs Natural Resources	D	-2.90	-0.50	DOW	Dow Chemical	A	2.24	-0.50
2012-06-01	CSX	Csx	C	-1.85	1.40	ROP	Roper Technologies	A	2.30	1.40
2012-06-01	OMG	OM Group	D	-2.91	-0.10					
2012-06-01	DELL	Dell	D	-2.89	-0.10	NVLS	Novellus Systems	A	2.25	-0.10
2012-06-01	DOV	Dover	C	-1.86	-0.30	CBE	Cooper Industries	A	2.26	-0.30
2012-06-01	MCHP	Microchip Technology	D	-2.87	-0.60	FFIV	F5 Networks	A	2.23	-0.60
2012-06-01	CME	Cme	C	-1.86	1.70	RF	Regions Financial	A	2.32	1.70
2012-06-01	EMR	Emerson Electric	D	-2.86	1.70	IR	Ingersoll-rand	A	2.25	1.70
2012-06-01	EQT	Eqt	D	-2.89	0.60	JWN	Nordstrom	A	2.27	0.60
2012-06-01	ESV	Ensco	C	-1.88	0.20	GPS	Gap	A	2.27	0.20
2012-06-01	FCX	Freeport-mcmoran	D	-2.89	0.40	PPG	Ppg Industries	A	2.23	0.40
2012-06-01	HAL	Halliburton	D	-2.86	0.40	DIS	Walt Disney	A	2.26	0.40
2012-06-01	HAR	Harman Ind Inc	C	-1.88	-0.10	FOSL	Fossil	A	3.00	-0.10
2012-06-01	HTLD	Heartland Express	C	-1.85	-0.10	TXT	Textron	A	2.25	-0.10
2012-06-01	HUM	Humana	C	-1.87	1.10	ISRG	Intuitive Surgical	A	2.34	1.10
2012-06-01	JCI	Johnson Controls	C	-1.86	2.30	HOG	Harley-davidson	A	2.36	2.30
2012-06-01	JCP	Jc Penney	C	-1.90	-0.20	WFM	Whole Foods Market	A	3.00	-0.20
2012-06-01	LLTC	Linear Technology	C	-1.86	0.20	VRSN	Verisign	A	2.23	0.20
2012-06-01	LNC	Lincoln National	C	-1.88	-0.10	EFX	Equifax	A	2.24	-0.10
2012-06-01	MCD	Mcdonald's	C	-1.86	0.40	CMG	Chipotle Mexican Grill	A	3.00	0.40
2012-06-01	NBL	Noble Energy	C	-1.87	-0.10	SNI	Scripps Networks Interactive	A	2.25	-0.10
2012-06-01	NFG	National Fuel Gas	D	-2.90	-0.20					
2012-06-01	NSC	Norfolk Southern	D	-2.86	0.30	PKI	Perkinelmer	A	2.25	0.30
2012-06-01	NUE	Nucor	C	-1.87	-0.50	ARG	Airgas Inc	A	2.22	-0.50
2012-06-01	ORCL	Oracle	D	-2.86	1.90	CERN	Cerner	A	2.23	1.90
2012-06-01	F	Ford Motor	D	-2.87	-0.30	LO	Lorillard	A	2.27	-0.30
2012-06-01	OXY	Occidental Petroleum	D	-2.88	3.00	FD	Macy's	A	2.24	3.00
2012-06-01	PCAR	Paccar	D	-2.87	1.50		Fidelity National Information Services	A	2.23	1.50
2012-06-01	PG	Procter & Gamble	C	-1.85	1.40	NWL	Newell Brands	A	2.26	1.40
2012-06-01	PH	Parker-hannifin	C	-1.86	-0.40	TSS	Total System Services	A	2.23	-0.40
2012-06-01	PPL	Ppl	D	-2.85	0.40	D	Dominion Resources	A	2.32	0.40

Date	Ticker	Name	R	SM	W (%)	Ticker	Name	R	SM	W (%)
2012-06-01	RL	Ralph Lauren	C	-1.87	-0.10	BEAM	Beam Inc	A	2.25	-0.10
2012-06-01	SLB	Schlumberger	D	-2.87	2.00	IPG	Interpublic Group Of Companies	A	2.24	2.00
2012-06-01	SWN	Southwestern Energy	D	-2.91	0.40					
2012-06-01	UTHR	United Therapeutics	C	-1.85	-0.10	PRGO	Perrigo Company plc	A	2.31	-0.10
2012-06-01	UTX	United Technologies	C	-1.86	2.40	TYC	Tyco International	A	2.23	2.40
2012-06-01	WERN	Werner Enterprises	C	-1.86	-0.20	PWR	Quanta Services	A	2.22	-0.20
2012-06-01	WRE	Washington	C	-1.85	-0.00	ALL	Allstate	A	2.24	-0.00
2012-06-01	X	United States Steel	C	-1.90	0.70	ECL	Ecolab	A	2.21	0.70
2012-06-01	CY	Cypress Semiconductor	D	-2.89	-0.00	TDC	Teradata	A	2.22	-0.00
2012-06-01	PXD	Pioneer Natural Resources	C	-1.87	0.50	ESRX	Express Scripts	A	2.24	0.50
2012-06-01	CAM	Cameron International Corp.	C	-1.87	0.10	MAR	Marriott International	A	2.23	0.10
2012-06-01	EOG	Eog Resources	C	-1.87	1.40	PCLN	The Priceline	A	2.23	1.40
2012-06-01	XLNX	Xilinx	C	-1.86	-0.30	BMC	BMC Software	A	2.22	-0.30
2012-06-01	CNX	Consol Energy	D	-2.91	-0.50					
2012-06-01	KSS	Kohl's	D	-2.85	0.30	DLTR	Dollar Tree	A	3.00	0.30
2012-06-01	H	Hyatt Hotels	C	-1.87	-0.00	SBUX	Starbucks	A	2.38	-0.00
2012-06-01	TRP	Transcanada	C	-1.84	-0.20	NX	Twenty-First Century Fox Inc	A	2.23	-0.20
2012-06-01	SYK	Stryker	C	-1.85	-0.20	AGN	Allergan	A	2.25	-0.20
2012-06-01	SE	Spectra Energy	C	-1.86	-0.40	CVS	Cvs Health	A	2.23	-0.40
2012-06-01	DNR	Denbury Resources	C	-1.88	-0.20	FITB	Fifth Third Bancorp	A	2.23	-0.20
2012-06-01	SNDK	Sandisk Corp	D	-2.90	0.10					
2012-06-01	BTU	Peabody Energy Corp	D	-2.95	0.40					
2012-06-01	C	Citigroup	C	-1.89	0.80	FHN	First Horizon National	A	2.24	0.80
2012-06-01	HIG	The Hartford Financial Services	C	-1.88	0.10	CINF	Cincinnati Financial	A	2.23	0.10
2012-06-01	PRU	Prudential Financial	C	-1.88	0.50	BBT	Bb&t	A	2.23	0.50
2012-06-01	WLTGQ	Walter Energy	D	-2.94	0.30					
2012-06-01	CVX	Chevron	C	-1.86	0.40	LTD	L Brands	A	2.23	0.40
2012-06-01	HPQ	Hp	D	-2.93	0.60					
2012-06-01	ABC	Amerisourcebergen	D	-2.85	-0.20	ROST	Ross Stores	A	2.30	-0.20
2012-06-01	GM	General Motors	D	-2.86	2.40	BF.B	Brown-forman	A	2.21	2.40
2012-06-01	ARNC	Arconic	D	-2.87	0.30	AVY	Avery Dennison	A	2.20	0.30
2012-07-02	FLR	Fluor	D	-2.87	1.10	GR	Goodrich	A	2.80	1.10
2012-07-02	ADI	Analog Devices	C	-1.85	0.20	AKAM	Akamai Technologies	A	2.28	0.20
2012-07-02	MET	Metlife	D	-2.87	2.00	PSA	Public Storage	A	2.50	2.00
2012-07-02	CTSH	Cognizant Technology Solutions	D	-2.87	0.60	VRSN	Verisign	A	2.26	0.60
2012-07-02	ALTR	Altera Corp.	D	-2.86	1.20	TDC	Teradata	A	2.25	1.20
2012-07-02	APC	Anadarko Petroleum	D	-2.88	0.70	SUN	Sunoco	A	2.32	0.70
2012-07-02	APD	Air Products & Chemicals	D	-2.86	1.50	DOW	Dow Chemical	A	2.24	1.50
2012-07-02	ANTM	Anthem	C	-1.86	-0.20	ALXN	Alexion Pharmaceuticals	A	3.00	-0.20
2012-07-02	GAS	AGL Resources	D	-2.85	0.10	NI	Nisource	A	2.53	0.10
2012-07-02	BK	Bank Of New York Mellon	C	-1.85	-0.20	RF	Regions Financial	A	2.38	-0.20
2012-07-02	CAT	Caterpillar	D	-2.88	-0.10	ROP	Roper Technologies	A	2.30	-0.10
2012-07-02	CLF	Cliffs Natural Resources	D	-2.89	-0.50	PPG	Ppg Industries	A	2.24	-0.50
2012-07-02	OMG	OM Group	D	-2.90	-0.10	ECL	Ecolab	A	2.24	-0.10
2012-07-02	DELL	Dell	D	-2.89	-0.10	CERN	Cerner	A	2.25	-0.10
2012-07-02	DHR	Danaher	C	-1.85	-0.70	TXT	Textron	A	2.27	-0.70
2012-07-02	DOV	Dover	D	-2.87	-0.30	IR	Ingersoll-rand	A	2.27	-0.30
2012-07-02	MCHP	Microchip Technology	D	-2.86	-0.60	RHT	Red Hat	A	2.23	-0.60
2012-07-02	CME	Cme	C	-1.85	1.70	EFX	Equifax	A	2.27	1.70
2012-07-02	EMC	EMC Corp	C	-1.86	0.40	ADBE	Adobe Systems	A	2.23	0.40

Date	Ticker	Name	R	SM	W (%)	Ticker	Name	R	SM	W (%)
2012-07-02	EMR	Emerson Electric	D	-2.86	1.80	CBE	Cooper Industries	A	2.26	1.80
2012-07-02	ESV	Ensco	D	-2.87	1.00	RRC	Range Resources	A	2.19	1.00
2012-07-02	FAST	Fastenal	C	-1.88	-0.30		Fidelity National Information Services	A	2.25	-0.30
2012-07-02	FCX	Freeport-mcmoran	D	-2.88	0.70	ARG	Airgas Inc	A	2.22	0.70
2012-07-02	TGNA	Tegna	C	-1.84	-0.20	WFM	Whole Foods Market	A	3.00	-0.20
2012-07-02	HAL	Halliburton	D	-2.86	0.20	COG	Cabot Oil & Gas	B	1.21	0.20
2012-07-02	HAR	Harman Ind Inc	C	-1.87	-0.10	MNST	Monster Beverage	A	3.00	-0.10
2012-07-02	HTLD	Heartland Express	C	-1.84	-0.10	TSS	Total System Services	A	2.25	-0.10
2012-07-02	HUM	Humana	C	-1.87	1.10	ISRG	Intuitive Surgical	A	2.38	1.10
2012-07-02	IBM	IBM	C	-1.84	-0.50	BMC	BMC Software	A	2.22	-0.50
2012-07-02	MS	Morgan Stanley	D	-2.88	0.30	ALL	Allstate	A	2.26	0.30
2012-07-02	JCI	Johnson Controls	D	-2.87	2.10	HOG	Harley-davidson	A	2.35	2.10
2012-07-02	JCP	Jc Penney	D	-2.91	-0.10					
2012-07-02	AMTD	Td Ameritrade	C	-1.86	0.50	FHN	First Horizon National	A	2.26	0.50
2012-07-02	LLTC	Linear Technology	C	-1.85	0.20	CA	Ca	A	2.22	0.20
2012-07-02	LNC	Lincoln National	C	-1.87	-0.10	FII	Federated Investors	A	2.26	-0.10
2012-07-02	LRCX	Lam Research	D	-2.86	1.60	HRS	Harris	A	2.21	1.60
2012-07-02		Minnesota Mng.& Mfg	C	-1.83	0.20	PKI	Perkinelmer	A	2.25	0.20
2012-07-02	NBL	Noble Energy	D	-2.87	-0.10	EQT	Eq	B	1.20	-0.10
2012-07-02	NFG	National Fuel Gas	D	-2.90	-0.20	D	Dominion Resources	A	2.33	-0.20
2012-07-02	NUE	Nucor	C	-1.86	-0.40	SIAL	Sigma Aldrich	A	2.20	-0.40
2012-07-02	F	Ford Motor	D	-2.88	-0.30	LO	Lorillard	A	2.30	-0.30
2012-07-02	OXY	Occidental Petroleum	D	-2.86	3.70	WYN	Wyndham Worldwide	A	2.33	3.70
2012-07-02	COP	Conocophillips	D	-2.85	-0.20	ROST	Ross Stores	A	2.31	-0.20
2012-07-02	PCAR	Paccar	D	-2.87	1.50	PWR	Quanta Services	A	2.25	1.50
2012-07-02	PG	Procter & Gamble	C	-1.85	1.40	NWL	Newell Brands	A	2.27	1.40
2012-07-02	PH	Parker-hannifin	C	-1.86	-0.50	CTAS	Cintas	A	2.24	-0.50
2012-07-02	PPL	Ppl	D	-2.84	0.40	EIX	Edison International	A	2.23	0.40
2012-07-02	RL	Ralph Lauren	C	-1.87	-0.10	STZ	Constellation Brands	A	2.27	-0.10
2012-07-02	SLB	Schlumberger	D	-2.86	2.00	GPS	Gap	A	2.30	2.00
2012-07-02	SWN	Southwestern Energy	D	-2.89	0.40	JWN	Nordstrom	A	2.29	0.40
2012-07-02	UTX	United Technologies	D	-2.86	2.40	TYC	Tyco International	A	2.24	2.40
2012-07-02	WERN	Werner Enterprises	C	-1.85	-0.20	MWV	MeadWestvaco	A	2.23	-0.20
2012-07-02	WRE	Washington	C	-1.84	-0.00	CINF	Cincinnati Financial	A	2.25	-0.00
2012-07-02	X	United States Steel	D	-2.89	0.20	EMN	Eastman Chemical	A	2.19	0.20
2012-07-02	CY	Cypress Semiconductor	D	-2.88	-0.00	WDC	Western Digital	A	2.20	-0.00
2012-07-02	PXD	Pioneer Natural Resources	C	-1.88	0.60	DIS	Walt Disney	A	2.28	0.60
2012-07-02	TPR	Tapestry	C	-1.88	0.50	BEAM	Beam Inc	A	2.27	0.50
2012-07-02	IVZ	Invesco	C	-1.86	0.90	CCI	Crown Castle Intl Corp	A	2.25	0.90
2012-07-02	CAM	Cameron International Corp.	D	-2.88	0.10	NX	Twenty-First Century Fox Inc	A	2.28	0.10
2012-07-02	EOG	Eog Resources	C	-1.87	2.00	S	Sprint Nextel	A	2.27	2.00
2012-07-02	XLNX	Xilinx	C	-1.85	-0.30	TER	Teradyne	A	2.20	-0.30
2012-07-02	CSCO	Cisco Systems	C	-1.87	1.90	YHOO	Yahoo	A	2.18	1.90
2012-07-02	GS	Goldman Sachs	C	-1.87	1.40	DFS	Discover Financial Services	A	2.25	1.40
2012-07-02	QCOM	Qualcomm	C	-1.86	1.10	SNI	Scripps Networks Interactive	A	2.27	1.10
2012-07-02	CNX	Consol Energy	D	-2.91	-0.50					
2012-07-02	THC	Tenet Healthcare	C	-1.85	-0.10	PRGO	Perrigo Company plc	A	2.36	-0.10
2012-07-02	KSS	Kohl's	D	-2.85	0.30	CMG	Chipotle Mexican Grill	A	3.00	0.30
2012-07-02	H	Hyatt Hotels	C	-1.86	-0.00	DLTR	Dollar Tree	A	3.00	-0.00
2012-07-02	TRP	Transcanada	C	-1.84	-0.20	BIG	Big Lots	A	2.23	-0.20
2012-07-02	SYK	Stryker	C	-1.84	-0.20	AGN	Allergan	A	2.27	-0.20
2012-07-02	SE	Spectra Energy	C	-1.85	-0.30	IPG	Interpublic Group Of Companies	A	2.26	-0.30

Date	Ticker	Name	R	SM	W (%)	Ticker	Name	R	SM	W (%)
2012-07-02	SNDK	Sandisk Corp	D	-2.88	0.10	ESRX	Express Scripts	A	2.26	0.10
2012-07-02	AET	Aetna	C	-1.87	-0.30	DVA	Davita	A	2.26	-0.30
2012-07-02	DO	Diamond Offshore Drilling	C	-1.86	-0.20	PCLN	The Priceline	A	2.26	-0.20
2012-07-02	DTV	DIRECTV	C	-1.84	0.50	SBUX	Starbucks	A	2.38	0.50
2012-07-02	NTAP	Netapp	D	-2.89	0.30	EW	Edwards Lifesciences	A	2.25	0.30
2012-07-02	BTU	Peabody Energy Corp	D	-2.94	0.50					
2012-07-02	C	Citigroup	C	-1.88	0.80	AMT	American Tower	A	2.25	0.80
2012-07-02	HIG	The Hartford Financial Services	C	-1.87	0.10	WY	Weyerhaeuser	A	2.24	0.10
2012-07-02	HON	Honeywell International	C	-1.85	2.10	FDX	Fedex	A	2.23	2.10
2012-07-02	PRU	Prudential Financial	D	-2.88	0.60	CMA	Comerica	A	2.24	0.60
2012-07-02	WLTGQ	Walter Energy	D	-2.95	0.30					
2012-07-02	CVX	Chevron	C	-1.84	-0.30	MAR	Marriott International	A	2.25	-0.30
2012-07-02	HPQ	Hp	D	-2.93	0.50					
2012-07-02	UPS	United Parcel Service	C	-1.84	-0.10	APH	Amphenol	A	2.23	-0.10
2012-07-02	GM	General Motors	D	-2.88	2.10	BF.B	Brown-forman	A	2.25	2.10
2012-07-02	KMI	Kinder Morgan	C	-1.86	0.50	DISCA	Discovery Communications	A	2.25	0.50
2012-07-02	GOOGL	Alphabet	C	-1.86	1.10	TWC	Time Warner Cable Inc.	A	2.24	1.10
2012-07-02	AVGO	Broadcom	C	-1.85	0.50	HOT	Strw Htl Res Wrlwd	A	2.24	0.50
2012-07-02	ARNC	Arconic	D	-2.86	0.50	AVY	Avery Dennison	A	2.19	0.50
2012-08-01	FLR	Fluor	D	-2.87	1.10	ROP	Roper Technologies	A	2.31	1.10
2012-08-01	ADBE	Adobe Systems	C	-1.85	0.20	AKAM	Akamai Technologies	A	2.31	0.20
2012-08-01	RCL	Royal Caribbean Cruises	D	-2.87	0.10	WFM	Whole Foods Market	A	3.00	0.10
2012-08-01	ADI	Analog Devices	C	-1.84	0.20	VRSN	Verisign	A	2.27	0.20
2012-08-01	MET	Metlife	D	-2.87	2.10	PSA	Public Storage	A	2.52	2.10
2012-08-01	ADM	Archer Daniels Midland	C	-1.87	0.10	LO	Lorillard	A	2.29	0.10
2012-08-01	CTSH	Cognizant Technology Solutions	D	-2.88	0.60	WDC	Western Digital	A	2.27	0.60
2012-08-01	ALTR	Altera Corp.	D	-2.85	1.10	TDC	Teradata	A	2.23	1.10
2012-08-01	AON	Aon	C	-1.85	-0.20	RF	Regions Financial	A	2.38	-0.20
2012-08-01	APC	Anadarko Petroleum	D	-2.87	0.60	SUN	Sunoco	A	2.32	0.60
2012-08-01	APD	Air Products & Chemicals	D	-2.85	1.90	PPG	Ppg Industries	A	2.25	1.90
2012-08-01	ANTM	Anthem	C	-1.88	-0.20	ALXN	Alexion Pharmaceuticals	A	3.00	-0.20
2012-08-01	BK	Bank Of New York Mellon	C	-1.86	-0.20	ALL	Allstate	A	2.27	-0.20
2012-08-01	CAT	Caterpillar	D	-2.88	-0.10	CBE	Cooper Industries	A	2.27	-0.10
2012-08-01	CB	Chubb Corp	C	-1.84	-0.10	CCI	Crown Castle Intl Corp	A	2.26	-0.10
2012-08-01	CLF	Cliffs Natural Resources	D	-2.91	-0.80					
2012-08-01	OMG	OM Group	D	-2.92	-0.10					
2012-08-01	ORLY	O'reilly Automotive	C	-1.87	-0.10	DLTR	Dollar Tree	A	3.00	-0.10
2012-08-01	DD	E.i. Du Pont De Nemours	C	-1.85	0.40	ECL	Ecolab	A	2.23	0.40
2012-08-01	DELL	Dell	D	-2.89	-0.10	RHT	Red Hat	A	2.22	-0.10
2012-08-01	YUM	Yum Brands	C	-1.85	0.60	ROST	Ross Stores	A	2.32	0.60
2012-08-01	DHR	Danaher	C	-1.84	-0.70	IR	Ingersoll-rand	A	2.26	-0.70
2012-08-01	DOV	Dover	D	-2.87	-0.20	CTAS	Cintas	A	2.25	-0.20
2012-08-01	MCHP	Microchip Technology	D	-2.85	-0.70	HRS	Harris	A	2.21	-0.70
2012-08-01	CME	Cme	C	-1.86	2.00	EFX	Equifax	A	2.26	2.00
2012-08-01	EMC	EMC Corp	C	-1.85	0.30	TER	Teradyne	A	2.21	0.30
2012-08-01	EMR	Emerson Electric	D	-2.85	2.00	PKI	Perkinelmer	A	2.24	2.00
2012-08-01	FAST	Fastenal	C	-1.87	-0.30	TYC	Tyco International	A	2.24	-0.30
2012-08-01	FCX	Freeport-mcmoran	D	-2.88	1.40	MOS	The Mosaic	A	2.21	1.40

Date	Ticker	Name	R	SM	W (%)	Ticker	Name	R	SM	W (%)
2012-08-01	TGNA	Tegna	C	-1.85	-0.20	WYN	Wyndham Worldwide	A	2.32	-0.20
2012-08-01	STT	State Street	C	-1.86	0.40	DFS	Discover Financial Services	A	2.26	0.40
2012-08-01	HAR	Harman Ind Inc	C	-1.87	-0.10	STZ	Constellation Brands	A	2.27	-0.10
2012-08-01	HTLD	Heartland Express	D	-2.85	-0.10	TSS	Total System Services	A	2.24	-0.10
2012-08-01	HUM	Humana	C	-1.89	0.70	PRGO	Perrigo Company plc	A	2.34	0.70
2012-08-01	IBM	IBM	C	-1.84	-0.50	CA	Ca	A	2.20	-0.50
2012-08-01	MS	Morgan Stanley	D	-2.89	0.30	AMT	American Tower	A	2.25	0.30
2012-08-01	ITW	Illinois Tool Works	C	-1.85	-0.50	PWR	Quanta Services	A	2.23	-0.50
2012-08-01	JCI	Johnson Controls	D	-2.88	1.90	BEAM	Beam Inc	A	2.26	1.90
2012-08-01	AMTD	Td Ameritrade	C	-1.87	0.40	CINF	Cincinnati Financial	A	2.25	0.40
2012-08-01	LLTC	Linear Technology	C	-1.84	0.20	YHOO	Yahoo	A	2.18	0.20
2012-08-01	LNC	Lincoln National	C	-1.88	-0.10	WY	Weyerhaeuser	A	2.25	-0.10
2012-08-01	LRCX	Lam Research	D	-2.87	1.60	NI	Nisource	A	2.54	1.60
2012-08-01	NBL	Noble Energy	D	-2.86	-0.10	COG	Cabot Oil & Gas	A	2.22	-0.10
2012-08-01	NUC	Nucor	C	-1.86	-0.20	EMN	Eastman Chemical	A	2.20	-0.20
2012-08-01	F	Ford Motor	D	-2.88	-0.10	NWL	Newell Brands	A	2.26	-0.10
2012-08-01	OXY	Occidental Petroleum	D	-2.86	3.80	EQT	Eq	A	2.21	3.80
2012-08-01	PCAR	Paccar	D	-2.86	1.60	MWV	MeadWestvaco	A	2.23	1.60
2012-08-01	CB	Chubb	C	-1.84	1.90	FHN	First Horizon National	A	2.24	1.90
2012-08-01	PG	Procter & Gamble	C	-1.84	1.30	BF.B	Brown-forman	A	2.24	1.30
2012-08-01	PH	Parker-hannifin	C	-1.85	-0.20	FDX	Fedex	A	2.23	-0.20
2012-08-01	RL	Ralph Lauren	C	-1.87	-0.10	RAI	Reynolds American	A	2.24	-0.10
2012-08-01	UTX	United Technologies	D	-2.86	2.50		Fidelity National Information Services	A	2.23	2.50
2012-08-01	WERN	Werner Enterprises	C	-1.86	-0.20	FISV	Fiserv	A	2.21	-0.20
2012-08-01	X	United States Steel	D	-2.89	0.10	AVY	Avery Dennison	B	1.18	0.10
2012-08-01	PXD	Pioneer Natural Resources	C	-1.87	0.70	MUR	Murphy Oil	B	1.21	0.70
2012-08-01	TPR	Tapestry	C	-1.89	0.40	KMB	Kimberly-clark	A	2.23	0.40
2012-08-01	IVZ	Invesco	C	-1.86	0.90	VTR	Ventas	A	2.23	0.90
2012-08-01	JNPR	Juniper Networks	D	-2.87	0.10	S	Sprint Nextel	A	2.34	0.10
2012-08-01	MRVL	Marvell Technology	D	-2.89	0.10	D	Dominion Resources	A	2.33	0.10
2012-08-01	EOG	Eog Resources	C	-1.86	2.20	BHI	Baker Hughes	B	1.21	2.20
2012-08-01	XLNX	Xilinx	C	-1.85	-0.30	DIS	Walt Disney	A	2.28	-0.30
2012-08-01	INTC	Intel	C	-1.85	-0.60	NX	Twenty-First Century Fox Inc	A	2.28	-0.60
2012-08-01	DISH	Dish Network	C	-1.85	0.10	GPS	Gap	A	2.32	0.10
2012-08-01	CSCO	Cisco Systems	C	-1.87	1.60	TWC	Time Warner Cable Inc.	A	2.25	1.60
2012-08-01	GS	Goldman Sachs	D	-2.87	1.40	FII	Federated Investors	A	2.23	1.40
2012-08-01	QCOM	Qualcomm	C	-1.86	1.20	SNI	Scripps Networks Interactive	A	2.25	1.20
2012-08-01	PX	Praxair	C	-1.85	-0.80	LTD	L Brands	A	2.25	-0.80
2012-08-01	CNX	Consol Energy	D	-2.91	-0.40	DVA	Davita	A	2.27	-0.10
2012-08-01	THC	Tenet Healthcare	D	-2.87	-0.10	JWN	Nordstrom	A	2.31	-0.00
2012-08-01	H	Hyatt Hotels	C	-1.86	-0.00	NOV	National Oilwell Varco	B	1.20	-0.20
2012-08-01	SNDK	Sandisk Corp	D	-2.87	0.10	EW	Edwards Lifesciences	A	2.24	0.10
2012-08-01	AET	Aetna	C	-1.88	-0.30	ESRX	Express Scripts	A	2.27	-0.30
2012-08-01	DO	Diamond Offshore Drilling	C	-1.85	-0.30	QEP	Qep Resources	B	1.19	-0.30
2012-08-01	LXK	Lexmark Intl	D	-2.92	0.00		Strw Htl Res Wrlwd	A	2.24	0.30
2012-08-01	NTAP	Netapp	D	-2.88	0.30	PCLN	The Priceline	A	2.24	0.20
2012-08-01	CTXS	Citrix Systems	C	-1.87	0.20		Hcp	A	2.23	0.70
2012-08-01	BTU	Peabody Energy Corp	D	-2.95	0.50		Comerica	A	2.23	0.10
2012-08-01	C	Citigroup	D	-2.88	0.70		Ball	A	2.20	2.20
2012-08-01	HIG	The Hartford Financial Services	D	-2.88	0.10					
2012-08-01	HON	Honeywell International	C	-1.84	2.20					

Date	Ticker	Name	R	SM	W (%)	Ticker	Name	R	SM	W (%)
2012-08-01	PRU	Prudential Financial	D	-2.88	0.50	KIM	Kimco Realty	A	2.23	0.50
2012-08-01	CFN	CareFusion Corporation	C	-1.85	0.50	AMGN	Amgen	A	2.25	0.50
2012-08-01	WLTGQ	Walter Energy	D	-2.96	0.20					
2012-08-01	HPQ	Hp	D	-2.94	0.40					
2012-08-01	UPS	United Parcel Service	C	-1.85	-0.10	FLS	Flowserve	A	2.20	-0.10
2012-08-01	GM	General Motors	D	-2.88	2.10	SNA	Snap-on	A	2.23	2.10
2012-08-01	LULU	Lululemon Athletica	C	-1.89	0.20	MKC	Mccormick	A	2.22	0.20
2012-08-01	KMI	Kinder Morgan	C	-1.85	0.50	RRC	Range Resources	B	1.18	0.50
2012-08-01	GOOGL	Alphabet	C	-1.84	1.60	EBAY	Ebay	A	2.24	1.60
2012-08-01	AVGO	Broadcom	C	-1.84	0.50	CMS	Cms Energy Interpublic Group Of Companies	A	2.23	0.50
2012-08-01	ARNC	Arconic	D	-2.87	0.50	IPG	Interpublic Group Of Companies	A	2.23	0.50
2012-09-03	ADM	Archer Daniels Midland	C	-1.87	0.10	DHI	D.r. Horton	A	2.37	0.10
2012-09-03	CTSH	Cognizant Technology Solutions	D	-2.86	0.40	AKAM	Akamai Technologies	A	2.34	0.40
2012-09-03	APC	Anadarko Petroleum	D	-2.87	0.60	TSO	Tesoro	A	2.36	0.60
2012-09-03	BA	Boeing	C	-1.85	-0.70	ROP	Roper Technologies	A	2.31	-0.70
2012-09-03	BK	Bank Of New York Mellon	C	-1.85	-0.20	PSA	Public Storage	A	2.50	-0.20
2012-09-03	CAT	Caterpillar	D	-2.88	-0.10	IR	Ingersoll-rand	A	2.29	-0.10
2012-09-03	CB	Chubb Corp	C	-1.83	-0.10	RF	Regions Financial	A	2.38	-0.10
2012-09-03	CLF	Cliffs Natural Resources	D	-2.92	-1.00					
2012-09-03	OMG	OM Group	D	-2.90	-0.10					
2012-09-03	ORLY	O'reilly Automotive	C	-1.87	-0.10	DLTR	Dollar Tree	A	3.00	-0.10
2012-09-03	DD	E.i. Du Pont De Nemours	C	-1.85	0.40	CF	Cf Industries	A	2.27	0.40
2012-09-03	DELL	Dell	D	-2.90	-0.10					
2012-09-03	YUM	Yum Brands	C	-1.86	0.60	GPS	Gap	A	2.38	0.60
2012-09-03	DHR	Danaher	C	-1.84	-1.10	CBE	Cooper Industries	A	2.27	-1.10
2012-09-03	DOV	Dover	D	-2.86	-0.20	PKI	Perkinelmer	A	2.26	-0.20
2012-09-03	DOW	Dow Chemical	C	-1.86	0.10	PPG	Ppg Industries	A	2.25	0.10
2012-09-03	EMC	EMC Corp	C	-1.85	0.30	VRSN	Verisign	A	2.29	0.30
2012-09-03	FAST	Fastenal	C	-1.87	-0.40	CTAS	Cintas	A	2.25	-0.40
2012-09-03	STT	State Street	C	-1.85	0.40	DFS	Discover Financial Services	A	2.28	0.40
2012-09-03	HTLD	Heartland Express	D	-2.86	-0.10	TYC	Tyco International	A	2.25	-0.10
2012-09-03	HUM	Humana	D	-2.88	0.70	ALXN	Alexion Pharmaceuticals	A	3.00	0.70
2012-09-03	IBM	IBM	C	-1.84	-0.50	WDC	Western Digital	A	2.29	-0.50
2012-09-03	MS	Morgan Stanley	D	-2.88	0.30	CCI	Crown Castle Intl Corp	A	2.27	0.30
2012-09-03	JCI	Johnson Controls	D	-2.86	2.00	STZ	Constellation Brands	A	2.31	2.00
2012-09-03	AMTD	Td Ameritrade	C	-1.86	0.40	WY	Weyerhaeuser	A	2.27	0.40
2012-09-03	LRCX	Lam Research	D	-2.87	1.50	TDC	Teradata	A	2.26	1.50
2012-09-03	NBL	Noble Energy	D	-2.86	-0.10	SUN	Sunoco	A	2.31	-0.10
2012-09-03	CB	Chubb	C	-1.84	2.10	FHN	First Horizon National	A	2.27	2.10
2012-09-03	PNC	Pnc Financial Services	C	-1.85	0.40	EFX	Equifax	A	2.26	0.40
2012-09-03	RL	Ralph Lauren	C	-1.85	-0.10	LO	Lorillard	A	2.28	-0.10
2012-09-03	WERN	Werner Enterprises	C	-1.86	-0.10	PWR	Quanta Services	A	2.25	-0.10
2012-09-03	X	United States Steel	D	-2.90	0.10	FMC	Fmc	A	2.24	0.10
2012-09-03	PXD	Pioneer Natural Resources	C	-1.86	0.60	COG	Cabot Oil & Gas	A	2.22	0.60
2012-09-03	TPR	Tapestry	D	-2.88	0.70	BEAM	Beam Inc	A	2.25	0.70
2012-09-03	IVZ	Invesco	C	-1.85	0.90	CINF	Cincinnati Financial	A	2.26	0.90
2012-09-03	JNPR	Juniper Networks	D	-2.87	0.30	STX	Seagate Technology	A	2.25	0.30
2012-09-03	MRVL	Marvell Technology	D	-2.90	0.30	HRS	Harris	A	2.24	0.30
2012-09-03	MTD	Mettler Toledo International	C	-1.85	0.10	MWV	MeadWestvaco	A	2.24	0.10

Date	Ticker	Name	R	SM	W (%)	Ticker	Name	R	SM	W (%)
2012-09-03	XLNX	Xilinx	C	-1.85	-0.30	RHT	Red Hat	A	2.23	-0.30
2012-09-03	INTC	Intel	C	-1.86	-0.50	TER	Teradyne	A	2.22	-0.50
2012-09-03	DISH	Dish Network	C	-1.84	0.10	TJX	Tjx Companies	A	2.38	0.10
2012-09-03	CSCO	Cisco Systems	C	-1.85	1.70	CA	Ca	A	2.21	1.70
2012-09-03	NKE	Nike	C	-1.86	0.20	BF.B	Brown-forman	A	2.24	0.20
2012-09-03	QCOM	Qualcomm	C	-1.85	1.10	GOOGL	Google Class A	A	2.20	1.10
2012-09-03	PX	Praxair	C	-1.85	-0.70	ECL	Ecolab	A	2.22	-0.70
2012-09-03	CNX	Consol Energy	D	-2.91	-0.40					
2012-09-03	STJ	St Jude Medical Inc	D	-2.86	-0.10	PRGO	Perrigo Company plc	A	2.33	-0.10
2012-09-03	LXK	Lexmark Intl	D	-2.90	0.00					
2012-09-03	NTAP	Netapp	D	-2.88	0.20	YHOO	Yahoo	A	2.16	0.20
2012-09-03	BTU	Peabody Energy Corp	D	-2.95	0.50					
2012-09-03	HON	Honeywell International	C	-1.84	2.20	TSS	Total System Services	A	2.24	2.20
2012-09-03	WLTGQ	Walter Energy	D	-2.96	0.20					
2012-09-03	HPQ	Hp	D	-2.94	0.40					
2012-09-03	UPS	United Parcel Service	C	-1.85	-0.10		Fidelity National Information Services	A	2.23	-0.10
2012-09-03	GM	General Motors	D	-2.87	1.80	SNA	Snap-on	A	2.24	1.80
2012-09-03	LULU	Lululemon Athletica	C	-1.86	0.20	EL	Estee Lauder Companies	A	2.24	0.20
2012-09-03	MNST	Monster Beverage	C	-1.86	-0.10	RAI	Reynolds American	A	2.23	-0.10
2012-09-03	ARNC	Arconic	D	-2.87	0.50	EMN	Eastman Chemical	A	2.21	0.50
2012-10-01	ADM	Archer Daniels Midland	D	-2.86	0.10	DHI	D.r. Horton	A	2.41	0.10
2012-10-01	BA	Boeing	C	-1.85	-0.60	ROP	Roper Technologies	A	2.33	-0.60
2012-10-01	CLF	Cliffs Natural Resources	D	-2.92	-1.30					
2012-10-01	CMI	Cummins	C	-1.88	-0.20	CBE	Cooper Industries	A	2.28	-0.20
2012-10-01	DOW	Dow Chemical	C	-1.86	0.10	CF	Cf Industries	A	2.29	0.10
2012-10-01	DUK	Duke Energy	C	-1.85	-0.20	D	Dominion Resources	A	2.32	-0.20
2012-10-01	FAST	Fastenal	C	-1.86	-0.40	PKI	Perkinelmer	A	2.28	-0.40
2012-10-01	STT	State Street	C	-1.84	0.40	PSA	Public Storage	A	2.48	0.40
2012-10-01	HTLD	Heartland Express	D	-2.85	-0.10	IR	Ingersoll-rand	A	2.28	-0.10
2012-10-01	HUM	Humana	D	-2.88	0.70	ALXN	Alexion Pharmaceuticals	A	3.00	0.70
2012-10-01	JCI	Johnson Controls	D	-2.86	2.00	STZ	Constellation Brands	A	2.30	2.00
2012-10-01	LRCX	Lam Research	D	-2.88	1.50	AKAM	Akamai Technologies	A	2.34	1.50
2012-10-01	SWY	Safeway Inc	D	-2.88	-0.10	GPS	Gap	A	2.39	-0.10
2012-10-01	WERN	Werner Enterprises	D	-2.87	-0.10	CTAS	Cintas	A	2.26	-0.10
2012-10-01	TPR	Tapestry	D	-2.88	0.60	WHR	Whirlpool	A	2.25	0.60
2012-10-01	MRVL	Marvell Technology	D	-2.91	0.30					
2012-10-01	INTC	Intel	C	-1.87	-0.50	VRSN	Verisign	A	2.30	-0.50
2012-10-01	PX	Praxair	C	-1.85	-0.70	PPG	Ppg Industries	A	2.26	-0.70
2012-10-01	NFLX	Netflix	D	-2.93	-0.10					
2012-10-01	BBBY	Bed Bath & Beyond	C	-1.86	-0.30	TJX	Tjx Companies	A	2.38	-0.30
2012-10-01	CAH	Cardinal Health	D	-2.85	0.60	WYN	Wyndham Worldwide	A	2.33	0.60
2012-10-01	AIV	Apartment Investment & Management	C	-1.85	0.00	RF	Regions Financial	A	2.39	0.00
2012-10-01	AET	Aetna	D	-2.87	-0.10	PRGO	Perrigo Company plc	A	2.35	-0.10
2012-10-01	CTXS	Citrix Systems	C	-1.85	0.20	TDC	Teradata	A	2.26	0.20
2012-10-01	BTU	Peabody Energy Corp	D	-2.95	0.40					
2012-10-01	WLTGQ	Walter Energy	D	-2.96	0.20					
2012-10-01	HPQ	Hp	D	-2.94	0.60					
2012-10-01	UPS	United Parcel Service	C	-1.85	-0.10	MWV	MeadWestvaco	A	2.25	-0.10
2012-10-01	ABC	Amerisourcebergen	C	-1.84	0.60	JWN	Nordstrom	A	2.32	0.60
2012-10-01	MNST	Monster Beverage	C	-1.87	-0.10	EL	Estee Lauder Companies	A	2.25	-0.10

Date	Ticker	Name	R	SM	W (%)	Ticker	Name	R	SM	W (%)
2012-11-01	ADM	Archer Daniels Midland	D	-2.87	0.20	DHI	D.r. Horton	A	2.43	0.20
2012-11-01	AXP	American Express	C	-1.84	0.60	RF	Regions Financial	A	2.37	0.60
2012-11-01	BA	Boeing	C	-1.85	-0.60	ROP	Roper Technologies	A	2.33	-0.60
2012-11-01	CHD	Church & Dwight	C	-1.85	-0.50	MJN	Mead Johnson Nutrition	A	2.41	-0.50
2012-11-01	CLF	Cliffs Natural Resources	D	-2.92	-1.00					
2012-11-01	CSX	Csx	C	-1.85	2.10	PKI	Perkinelmer	A	2.30	2.10
2012-11-01	CMI	Cummins	C	-1.87	-0.20	IR	Ingersoll-rand	A	2.30	-0.20
2012-11-01	DOW	Dow Chemical	C	-1.86	0.30	PPG	Ppg Industries	A	2.28	0.30
2012-11-01	MCHP	Microchip Technology	D	-2.85	-0.60	AKAM	Akamai Technologies	A	2.34	-0.60
2012-11-01	DUK	Duke Energy Consolidated	C	-1.84	-0.30	NRG	Nrg Energy	A	2.25	-0.30
2012-11-01	ED	Edison	C	-1.85	-0.40	OKE	Oneok	A	2.24	-0.40
2012-11-01	ISRG	Intuitive Surgical	C	-1.85	0.10	PRGO	Perrigo Company plc	A	2.35	0.10
2012-11-01		Fidelity National Information Services	C	-1.84	0.10	CBE	Cooper Industries	A	2.29	0.10
2012-11-01	GNTX	Gentex	D	-2.90	-0.00					
2012-11-01	HTLD	Heartland Express	D	-2.85	-0.10	PWR	Quanta Services	A	2.26	-0.10
2012-11-01	HUM	Humana	D	-2.87	0.70	GILD	Gilead Sciences	A	2.31	0.70
2012-11-01	JCI	Johnson Controls	D	-2.87	1.80	STZ	Constellation Brands	A	2.33	1.80
2012-11-01	KO	Coca-cola	C	-1.85	1.60	WHR	Whirlpool	A	2.31	1.60
2012-11-01	LRCX	Lam Research	D	-2.86	1.70	VRSN	Verisign	A	2.25	1.70
2012-11-01	MO	Altria	C	-1.85	-0.50	SNA	Snap-on	A	2.27	-0.50
2012-11-01	PEG	Public Service Enterprise	C	-1.85	-0.10	CMS	Cms Energy	A	2.24	-0.10
2012-11-01	SWY	Safeway Inc	D	-2.88	-0.20	GPS	Gap	A	2.38	-0.20
2012-11-01	TXN	Texas Instruments	D	-2.86	0.60	HRS	Harris	A	2.24	0.60
2012-11-01	WDC	Western Digital	C	-1.87	-0.10	SYMC	Symantec	A	2.24	-0.10
2012-11-01	WERN	Werner Enterprises	D	-2.86	-0.10	CTAS	Cintas	A	2.26	-0.10
2012-11-01	X	United States Steel	D	-2.84	0.50	CF	Cf Industries	A	2.27	0.50
2012-11-01	TPR	Tapestry	D	-2.88	0.40	BF.B	Brown-forman	A	2.25	0.40
2012-11-01	MRVL	Marvell Technology	D	-2.92	0.20					
2012-11-01	INTC	Intel	D	-2.87	-0.40	CERN	Cerner	A	2.23	-0.40
2012-11-01	ASML	Asml	C	-1.85	0.10	S	Sprint Nextel	A	2.44	0.10
2012-11-01	PX	Praxair	C	-1.84	-0.50	LYB	Lyondellbasell Industries	A	2.25	-0.50
2012-11-01	NFLX	Netflix	D	-2.90	-0.30	TJX	Tjx Companies	A	2.36	-0.30
2012-11-01	EWBC	East West Bancorp	C	-1.85	0.10	WY	Weyerhaeuser	A	2.30	0.10
2012-11-01	BBBY	Bed Bath & Beyond	C	-1.87	-0.30	JWN	Nordstrom	A	2.33	-0.30
2012-11-01	TRP	Transcanada Apartment	C	-1.84	-0.30	TSO	Tesoro	A	2.33	-0.30
2012-11-01	AIV	Investment & Management	C	-1.84	0.00	DFS	Discover Financial Services	A	2.30	0.00
2012-11-01	UMBF	Umb Financial	C	-1.86	-0.00	AIG	American International	A	2.29	-0.00
2012-11-01	BMJ	Bristol-myers Squibb	C	-1.85	-0.50	ESRX	Express Scripts	A	2.29	-0.50
2012-11-01	STX	Seagate Technology	C	-1.87	-0.10	CSC	Computer Sciences	A	2.23	-0.10
2012-11-01	CTXS	Citrix Systems	C	-1.87	0.10	TDC	Teradata	A	2.22	0.10
2012-11-01	WLTGQ	Walter Energy	D	-2.96	0.20					
2012-11-01	HPQ	Hp	D	-2.95	0.50					
2012-11-01	UPS	United Parcel Service	C	-1.85	-0.10	MWV	MeadWestvaco	A	2.25	-0.10
2012-11-01	KMI	Kinder Morgan	C	-1.84	0.80	FSLR	First Solar	A	2.35	0.80
2012-11-01	AVGO	Broadcom	C	-1.84	0.70	TER	Teradyne	A	2.22	0.70
2012-12-03	AAPL	Apple	C	-1.86	5.70	AKAM	Akamai Technologies	A	2.32	5.70
2012-12-03	ADM	Archer Daniels Midland	D	-2.87	0.20	DHI	D.r. Horton	A	2.38	0.20
2012-12-03	ALTR	Altera Corp.	D	-2.86	0.80	CSC	Computer Sciences	A	2.29	0.80
2012-12-03	DVN	Devon Energy	D	-2.86	0.20	FSLR	First Solar	A	2.39	0.20
2012-12-03	ARE	Alexandria Real Estate Equities	C	-1.85	0.20	EFX	Equifax	A	2.30	0.20

Date	Ticker	Name	R	SM	W (%)	Ticker	Name	R	SM	W (%)
2012-12-03	AXP	American Express	C	-1.85	0.60	DFS	Discover Financial Services	A	2.30	0.60
2012-12-03	BA	Boeing	C	-1.84	-0.20	ROP	Roper Technologies	A	2.34	-0.20
2012-12-03	CAT	Caterpillar	D	-2.85	-0.10	IR	Ingersoll-rand	A	2.30	-0.10
2012-12-03	CHD	Church & Dwight	C	-1.85	-0.60	STZ	Constellation Brands	A	2.33	-0.60
2012-12-03	CLF	Cliffs Natural Resources	D	-2.94	-0.80					
2012-12-03	CSX	Csx	D	-2.86	2.00	PKI	Perkinelmer	A	2.30	2.00
2012-12-03	CMI	Cummins	D	-2.87	-0.20	VMC	Vulcan Materials Co	A	2.27	-0.20
2012-12-03	DD	E.i. Du Pont De Nemours	D	-2.86	0.30	PPG	Ppg Industries	A	2.28	0.30
2012-12-03	DOW	Dow Chemical	D	-2.86	0.30	CF	Cf Industries	A	2.27	0.30
2012-12-03	MCHP	Microchip Technology	D	-2.86	-0.50	JDSU	JDS Uniphase Corporation	A	2.24	-0.50
2012-12-03	DUK	Duke Energy	C	-1.85	-0.20	NRG	Nrg Energy	A	2.25	-0.20
2012-12-03	CME	Cme	C	-1.84	2.00	WY	Weyerhaeuser	A	2.30	2.00
2012-12-03	ED	Consolidated Edison	D	-2.86	-0.30	OKE	Oneok	A	2.23	-0.30
2012-12-03	NOV	National Oilwell Varco	C	-1.87	0.20	TSO	Tesoro	A	2.38	0.20
2012-12-03	GNTX	Gentex	D	-2.90	-0.00					
2012-12-03	HUM	Humana	D	-2.89	0.70	GILD	Gilead Sciences	A	2.34	0.70
2012-12-03	AVB	Avalonbay Communities	C	-1.85	0.20	CCI	Crown Castle Intl Corp	A	2.29	0.20
2012-12-03	JCI	Johnson Controls	D	-2.86	1.90	WHR	Whirlpool	A	2.31	1.90
2012-12-03	AMTD	Td Ameritrade	D	-2.85	0.50	STI	Suntrust Banks	A	2.28	0.50
2012-12-03	KLAC	Kla-tencor	D	-2.86	0.50	SYMC	Symantec	A	2.24	0.50
2012-12-03	KO	Coca-cola	C	-1.85	1.60	SNA	Snap-on	A	2.27	1.60
2012-12-03	MO	Altria	C	-1.84	-0.50	BF.B	Brown-forman	A	2.27	-0.50
2012-12-03	OXY	Occidental Petroleum	D	-2.87	2.80	COG	Cabot Oil & Gas	A	2.25	2.80
2012-12-03	PEG	Public Service Enterprise	D	-2.85	-0.10	EIX	Edison International	A	2.23	-0.10
2012-12-03	PNC	Pnc Financial Services	C	-1.86	0.40	FHN	First Horizon National	A	2.28	0.40
2012-12-03	BXP	Boston Properties	C	-1.85	0.00	CINF	Cincinnati Financial	A	2.27	0.00
2012-12-03	ROST	Ross Stores	C	-1.87	0.30	GPS	Gap	A	2.37	0.30
2012-12-03	SLB	Schlumberger	C	-1.85	1.90	EQT	Eqt	A	2.22	1.90
2012-12-03	TJX	Tjx Companies	C	-1.84	0.60	JWN	Nordstrom	A	2.31	0.60
2012-12-03	SLG	Sl Green Realty	C	-1.85	0.10	AMT	American Tower	A	2.26	0.10
2012-12-03	TXT	Textron	C	-1.87	-0.40	PWR	Quanta Services	A	2.27	-0.40
2012-12-03	WDC	Western Digital	C	-1.88	-0.10	HRS	Harris	A	2.23	-0.10
2012-12-03	WERN	Werner Enterprises	D	-2.84	-0.10	CTAS	Cintas	A	2.26	-0.10
2012-12-03	WFC	Wells Fargo	C	-1.85	2.90	TRV	Travelers Companies	A	2.25	2.90
2012-12-03	X	United States Steel	D	-2.84	0.10	TIE	Titanium Metals	A	2.26	0.10
2012-12-03	TPR	Tapestry	D	-2.88	0.30	MKC	Mccormick	A	2.24	0.30
2012-12-03	JNPR	Juniper Networks	D	-2.85	0.30	TER	Teradyne	A	2.22	0.30
2012-12-03	MRVL	Marvell Technology	D	-2.92	0.20					
2012-12-03	BBT	Bb&t	C	-1.86	-0.30	AMB	Prologis	A	2.24	-0.30
2012-12-03	INTC	Intel	D	-2.89	-0.50	VRSN	Verisign	A	2.22	-0.50
2012-12-03	CSCO	Cisco Systems	C	-1.84	2.00	CRM	Salesforce.com	A	2.22	2.00
2012-12-03	IPG	Interpublic Group Of Companies	C	-1.85	-0.10	WYN	Wyndham Worldwide	A	2.31	-0.10
2012-12-03	EWBC	East West Bancorp	C	-1.85	0.10	MTB	M&t Bank	A	2.24	0.10
2012-12-03	TRP	Transcanada	C	-1.83	-0.30	S	Sprint Nextel	A	2.45	-0.30
2012-12-03	CAH	Cardinal Health	D	-2.84	0.80	NX	Twenty-First Century Fox Inc	A	2.30	0.80
2012-12-03	AIV	Apartment Investment & Management	C	-1.85	0.00	COF	Capital One Financial	A	2.24	0.00
2012-12-03	UMBF	Umb Financial	C	-1.86	-0.00	MCO	Moody's	A	2.24	-0.00
2012-12-03	PEP	Pepsico	C	-1.84	0.80	EL	Estee Lauder Companies	A	2.23	0.80
2012-12-03	BMY	Bristol-myers Squibb	C	-1.85	-0.50	PRGO	Perrigo Company plc	A	2.31	-0.50
2012-12-03	STX	Seagate Technology	C	-1.88	-0.10	YHOO	Yahoo	A	2.21	-0.10
2012-12-03	SNDK	Sandisk Corp	C	-1.85	0.10	GOOGL	Google Class A	A	2.21	0.10

Date	Ticker	Name	R	SM	W (%)	Ticker	Name	R	SM	W (%)
2012-12-03	CTXS	Citrix Systems	C	-1.88	0.50	RHT	Red Hat	A	2.21	0.50
2012-12-03	EXC	Exelon	D	-2.88	0.40	ES	Eversource Energy	A	2.21	0.40
2012-12-03	WLTGQ	Walter Energy	D	-2.96	0.30					
2012-12-03	HPQ	Hp	D	-2.96	0.30					
2012-12-03	UPS	United Parcel Service	D	-2.85	-0.10	MWV	MeadWestvaco	A	2.25	-0.10
2012-12-03	CIT	Cit	C	-1.85	0.10	NTRS	Northern Trust	A	2.24	0.10
2012-12-03	KMI	Kinder Morgan	C	-1.84	0.60	HP	Helmerich & Payne	A	2.22	0.60
2012-12-03	AVGO	Broadcom	C	-1.84	0.70	MOT	Motorola Solutions	A	2.20	0.70
2013-01-01	AAPL	Apple	C	-1.87	5.00	AKAM	Akamai Technologies	A	2.37	5.00
2013-01-01	ARE	Alexandria Real Estate Equities	D	-2.85	0.20	CCI	Crown Castle Intl Corp	A	2.31	0.20
2013-01-01	CAT	Caterpillar	D	-2.84	-0.10	ROP	Roper Technologies	A	2.34	-0.10
2013-01-01	CHD	Church & Dwight	C	-1.85	-0.60	DHI	D.r. Horton	A	2.39	-0.60
2013-01-01	CLF	Cliffs Natural Resources	D	-2.92	-1.00					
2013-01-01	CSX	Csx	D	-2.86	1.50	PKI	Perkinelmer	A	2.30	1.50
2013-01-01	DD	E.i. Du Pont De Nemours	D	-2.86	0.30	PPG	Ppg Industries	A	2.31	0.30
2013-01-01	MCHP	Microchip Technology	D	-2.85	-0.60	CSC	Computer Sciences	A	2.30	-0.60
2013-01-01	CME	Cme	C	-1.86	1.90	EFX	Equifax	A	2.31	1.90
2013-01-01	ED	Consolidated Edison	D	-2.86	-0.30	NRG	Nrg Energy	A	2.27	-0.30
2013-01-01	EGN	Energren	C	-1.86	0.20	FSLR	First Solar	A	2.44	0.20
2013-01-01	FCX	Freeport-mcmoran	C	-1.87	0.70	EMN	Eastman Chemical	A	2.26	0.70
2013-01-01	NOV	National Oilwell Varco	C	-1.87	0.20	TSO	Tesoro	A	2.40	0.20
2013-01-01	GE	General Electric	C	-1.85	-1.00	IR	Ingersoll-rand	A	2.30	-1.00
2013-01-01	GNTX	Gentex	D	-2.90	-0.00	STZ	Constellation Brands	A	2.33	-0.00
2013-01-01	HAS	Hasbro	C	-1.85	-0.30	DLPH	Delphi Automotive	A	2.32	-0.30
2013-01-01	HUM	Humana	D	-2.88	0.90	GILD	Gilead Sciences	A	2.34	0.90
2013-01-01	AVB	Avalonbay Communities	C	-1.85	0.20	GNW	Genworth Financial	A	2.30	0.20
2013-01-01	JCI	Johnson Controls	D	-2.85	2.10	WHR	Whirlpool	A	2.31	2.10
2013-01-01	KLAC	Kla-tencor	D	-2.86	0.50	JDSU	JDS Uniphase Corporation	A	2.26	0.50
2013-01-01	KO	Coca-cola	C	-1.85	1.50	SNA	Snap-on	A	2.27	1.50
2013-01-01	MO	Altria	C	-1.86	-0.50	GT	Goodyear Tire & Rubber	A	2.24	-0.50
2013-01-01	MSFT	Microsoft	D	-2.86	2.70	HRS	Harris	A	2.25	2.70
2013-01-01	OXY	Occidental Petroleum	D	-2.86	2.70	COG	Cabot Oil & Gas	A	2.26	2.70
2013-01-01	PAYX	Paychex	C	-1.85	0.20	PWR	Quanta Services	A	2.28	0.20
2013-01-01	PEG	Public Service Enterprise	D	-2.85	-0.10	ES	Eversource Energy	A	2.21	-0.10
2013-01-01	PNC	Pnc Financial Services	D	-2.85	0.40	WY	Weyerhaeuser	A	2.30	0.40
2013-01-01	BXP	Boston Properties	C	-1.85	0.00	STI	Suntrust Banks	A	2.30	0.00
2013-01-01	ROST	Ross Stores	C	-1.87	0.50	WYN	Wyndham Worldwide	A	2.33	0.50
2013-01-01	SLB	Schlumberger	C	-1.85	2.10	HP	Helmerich & Payne	A	2.24	2.10
2013-01-01	SO	Southern	D	-2.85	-0.70	DTE	Dte Energy	A	2.21	-0.70
2013-01-01	LSI	LSI	D	-2.85	0.10	TER	Teradyne	A	2.24	0.10
2013-01-01	TJX	Tjx Companies	C	-1.85	0.60	NX	Twenty-First Century Fox Inc	A	2.31	0.60
2013-01-01	SLG	Sl Green Realty	C	-1.85	0.10	FHN	First Horizon National	A	2.29	0.10
2013-01-01	TXT	Textron	C	-1.86	-0.40	VMC	Vulcan Materials Co	A	2.27	-0.40
2013-01-01	WDC	Western Digital	C	-1.84	-0.10	SYMC	Symantec	A	2.24	-0.10
2013-01-01	WERN	Werner Enterprises	D	-2.84	-0.10	MWV	MeadWestvaco	A	2.26	-0.10
2013-01-01	WFC	Wells Fargo	C	-1.84	3.00	DFS	Discover Financial Services	A	2.28	3.00
2013-01-01	WRI	Weingarten Realty Investors	C	-1.85	-0.10	AMT	American Tower	A	2.27	-0.10
2013-01-01	TPR	Tapstry	D	-2.88	0.30	FOSL	Fossil	A	2.24	0.30
2013-01-01	BBT	Bb&t	C	-1.86	-0.30	AMB	Prologis	A	2.26	-0.30
2013-01-01	INTC	Intel	D	-2.88	-0.50	VRSN	Verisign	A	2.24	-0.50

Date	Ticker	Name	R	SM	W (%)	Ticker	Name	R	SM	W (%)
2013-01-01	IPG	Interpublic Group Of Companies	C	-1.85	-0.10	JWN	Nordstrom	A	2.31	-0.10
2013-01-01	QCOM	Qualcomm	C	-1.84	1.50	CRM	Salesforce.com	A	2.23	1.50
2013-01-01	WFM	Whole Foods Market	C	-1.85	-0.10	DISCA	Discovery Communications	A	2.29	-0.10
2013-01-01	EWBC	East West Bancorp	D	-2.85	0.10	CINF	Cincinnati Financial	A	2.26	0.10
2013-01-01	AIV	Apartment Investment & Management	C	-1.84	0.00	TRV	Travelers Companies	A	2.26	0.00
2013-01-01	UMBF	Umb Financial	C	-1.86	-0.00	MCO	Moody's	A	2.25	-0.00
2013-01-01	PEP	Pepsico	C	-1.84	0.80	EL	Estee Lauder Companies	A	2.24	0.80
2013-01-01	BMJ	Bristol-myers Squibb	C	-1.85	-0.50	THC	Tenet Healthcare	A	2.31	-0.50
2013-01-01	STX	Seagate Technology	C	-1.86	-0.10	GRMN	Garmin	A	2.23	-0.10
2013-01-01	STJ	St Jude Medical Inc	D	-2.86	-0.10	BAX	Baxter International	A	2.27	-0.10
2013-01-01	SNDK	Sandisk Corp	C	-1.84	0.10	YHOO	Yahoo	A	2.22	0.10
2013-01-01	CTXS	Citrix Systems	D	-2.87	0.50	RHT	Red Hat	A	2.22	0.50
2013-01-01	RRC	Range Resources	C	-1.86	0.20	MUR	Murphy Oil	A	2.23	0.20
2013-01-01	TGT	Target	C	-1.85	1.10	DIS	Walt Disney	A	2.29	1.10
2013-01-01	PM	Philip Morris International	C	-1.85	1.50	MKC	Mccormick	A	2.24	1.50
2013-01-01	EXC	Exelon	D	-2.87	0.80	XEL	Xcel Energy	A	2.20	0.80
2013-01-01	HPQ	Hp	D	-2.95	0.20					
2013-01-01	UPS	United Parcel Service	D	-2.85	-0.10	CTAS	Cintas	A	2.25	-0.10
2013-01-01	CIT	Cit	C	-1.84	0.10	NTRS	Northern Trust	A	2.25	0.10
2013-01-01	LULU	Lululemon Athletica	C	-1.84	0.30	MON	Monsanto	A	2.23	0.30
2013-01-01	KMI	Kinder Morgan	C	-1.84	0.60	PXD	Pioneer Natural Resources	A	2.23	0.60
2013-01-01	MDLZ	Mondelez International	D	-2.87	1.20	KMB	Kimberly-clark	A	2.22	1.20
2013-01-01	AVGO	Broadcom	C	-1.86	0.80	GOOGL	Google Class A	A	2.21	0.80
2013-02-01	AAPL	Apple	D	-2.89	3.70	AKAM	Akamai Technologies	A	2.37	3.70
2013-02-01	ABT	Abbott Laboratories	C	-1.85	0.10	GILD	Gilead Sciences	A	2.37	0.10
2013-02-01	CLF	Cliffs Natural Resources	D	-2.84	-1.00	PPG	Ppg Industries	A	2.32	-1.00
2013-02-01	DD	E.i. Du Pont De Nemours	D	-2.85	0.20	CF	Cf Industries	A	2.30	0.20
2013-02-01	ED	Consolidated Edison	D	-2.85	-0.30	NRG	Nrg Energy	A	2.28	-0.30
2013-02-01	EGN	Energen	C	-1.86	0.20	TSO	Tesoro	A	2.45	0.20
2013-02-01	EMC	EMC Corp	D	-2.85	0.10	CSC	Computer Sciences	A	2.32	0.10
2013-02-01	FCX	Freeport-mcmoran	C	-1.86	0.40	EMN	Eastman Chemical	A	2.28	0.40
2013-02-01	NOV	National Oilwell Varco	C	-1.86	0.20	FSLR	First Solar	A	2.40	0.20
2013-02-01	GE	General Electric	C	-1.84	-0.40	ROP	Roper Technologies	A	2.36	-0.40
2013-02-01	HAS	Hasbro	C	-1.84	-0.60	DHI	D.r. Horton	A	2.46	-0.60
2013-02-01	AVB	Avalonbay Communities	C	-1.86	0.20	GNW	Genworth Financial	A	2.38	0.20
2013-02-01	KO	Coca-cola	C	-1.85	1.30	WHR	Whirlpool	A	2.34	1.30
2013-02-01	MCRS	Micros Systems	D	-2.87	0.10	JDSU	JDS Uniphase Corporation	A	2.29	0.10
2013-02-01	MRK	Merck & Co	C	-1.85	3.60	BAX	Baxter International	A	2.28	3.60
2013-02-01	MSFT	Microsoft	D	-2.86	2.70	SYMC	Symantec	A	2.28	2.70
2013-02-01	PEG	Public Service Enterprise	D	-2.85	-0.20	ES	Eversource Energy	A	2.23	-0.20
2013-02-01	BXP	Boston Properties	C	-1.85	0.00	EFX	Equifax	A	2.33	0.00
2013-02-01	ROST	Ross Stores	C	-1.86	0.50	WYN	Wyndham Worldwide	A	2.35	0.50
2013-02-01	SO	Southern	D	-2.85	-0.70	DTE	Dte Energy	A	2.22	-0.70
2013-02-01	VFC	Vf	C	-1.85	0.70	DLPH	Delphi Automotive	A	2.33	0.70
2013-02-01	WFC	Wells Fargo	C	-1.84	2.90	WY	Weyerhaeuser	A	2.33	2.90
2013-02-01	BBT	Bb&t	C	-1.85	-0.30	STI	Suntrust Banks	A	2.31	-0.30
2013-02-01	UP-LMQ	Ultra Petroleum	D	-2.88	-0.10	COG	Cabot Oil & Gas	A	2.28	-0.10

Date	Ticker	Name	R	SM	W (%)	Ticker	Name	R	SM	W (%)
2013-02-01	CNX	Consol Energy	C	-1.85	-0.50	LYB	Lyondellbasell Industries	A	2.28	-0.50
2013-02-01	WFM	Whole Foods Market	C	-1.84	-0.10	NX	Twenty-First Century Fox Inc	A	2.34	-0.10
2013-02-01	UMBF	Umb Financial	C	-1.86	-0.00	FHN	First Horizon National	A	2.31	-0.00
2013-02-01	SE	Spectra Energy	D	-2.85	-0.40	HP	Helmerich & Payne	A	2.28	-0.40
2013-02-01	RRC	Range Resources	C	-1.85	0.20	PXD	Pioneer Natural Resources	A	2.25	0.20
2013-02-01	TGT	Target	C	-1.84	1.00	JWN	Nordstrom	A	2.32	1.00
2013-02-01	VZ	Verizon Communications	C	-1.84	0.70	S	Sprint Nextel	A	2.45	0.70
2013-02-01	PM	Philip Morris International	C	-1.84	2.10	STZ	Constellation Brands	A	2.30	2.10
2013-02-01	EXC	Exelon	D	-2.87	0.40	XEL	Xcel Energy	A	2.21	0.40
2013-02-01	LULU	Lululemon Athletica	C	-1.85	0.30	SNA	Snap-on	A	2.28	0.30
2013-02-01	WPX	Wpx Energy	D	-2.87	-0.30	MRO	Marathon Oil	A	2.24	-0.30
2013-02-01	MDLZ	Mondelez International	D	-2.86	1.50	FOSL	Fossil	A	2.27	1.50
2013-03-01	AAPL	Apple	D	-2.90	3.20	CSC	Computer Sciences	A	2.36	3.20
2013-03-01	FE	Firstenergy	D	-2.87	-0.10	NRG	Nrg Energy	A	2.28	-0.10
2013-03-01	CLF	Cliffs Natural Resources	D	-2.89	-0.60	LYB	Lyondellbasell Industries	A	2.27	-0.60
2013-03-01	DD	E.i. Du Pont De Nemours	D	-2.85	0.20	EMN	Eastman Chemical	A	2.27	0.20
2013-03-01	YUM	Yum Brands	D	-2.85	0.50	WYN	Wyndham Worldwide	A	2.38	0.50
2013-03-01	ED	Consolidated Edison	D	-2.85	-0.30	DTE	Dte Energy	A	2.23	-0.30
2013-03-01	EGN	Energen	D	-2.86	0.20	TSO	Tesoro	A	2.53	0.20
2013-03-01	EMC	EMC Corp	D	-2.86	0.10	AKAM	Akamai Technologies	A	2.33	0.10
2013-03-01	AVB	Avalonbay Communities	C	-1.86	0.20	GNW	Genworth Financial	A	2.34	0.20
2013-03-01	MCRS	Micros Systems	D	-2.88	0.10	SYMC	Symantec	A	2.30	0.10
2013-03-01	MRK	Merck & Co	C	-1.85	3.40	MYL	Mylan N.V.	A	2.29	3.40
2013-03-01	MSFT	Microsoft	D	-2.86	2.70	VRSN	Verisign	A	2.28	2.70
2013-03-01	BXP	Boston Properties	C	-1.85	0.00	WY	Weyerhaeuser	A	2.32	0.00
2013-03-01	ROST	Ross Stores	D	-2.86	0.50	NX	Twenty-First Century Fox Inc	A	2.35	0.50
2013-03-01	SO	Southern	D	-2.85	-0.90	ES	Eversource Energy	A	2.23	-0.90
2013-03-01	BBT	Bb&t	C	-1.85	-0.30	FHN	First Horizon National	A	2.32	-0.30
2013-03-01	UP-LMQ	Ultra Petroleum	D	-2.89	-0.10	FSLR	First Solar	A	2.36	-0.10
2013-03-01	CNX	Consol Energy	C	-1.85	-0.50	ECL	Ecolab	A	2.27	-0.50
2013-03-01	WFM	Whole Foods Market	C	-1.86	-0.10	DISCA	Discovery Communications	A	2.34	-0.10
2013-03-01	UMBF	Umb Financial	C	-1.85	-0.00	EFX	Equifax	A	2.31	-0.00
2013-03-01	EXC	Exelon	D	-2.87	0.30	XEL	Xcel Energy	A	2.22	0.30
2013-03-01	LULU	Lululemon Athletica	C	-1.86	0.30	DHI	D.r. Horton	A	2.44	0.30
2013-03-01	WPX	Wpx Energy	D	-2.88	-0.20	COG	Cabot Oil & Gas	A	2.33	-0.20
2013-03-01	MDLZ	Mondelez International	D	-2.86	1.50	STZ	Constellation Brands	A	2.41	1.50
2013-04-01	AAPL	Apple	D	-2.90	3.00	CSC	Computer Sciences	A	2.36	3.00
2013-04-01	FE	Firstenergy	D	-2.86	-0.10	NRG	Nrg Energy	A	2.31	-0.10
2013-04-01	APA	Apache	D	-2.85	0.20	TSO	Tesoro	A	2.52	0.20
2013-04-01	CCL	Carnival	C	-1.86	0.10	WYN	Wyndham Worldwide	A	2.40	0.10
2013-04-01	CLF	Cliffs Natural Resources	D	-2.92	-0.50	LYB	Lyondellbasell Industries	A	2.28	0.20
2013-04-01	DD	E.i. Du Pont De Nemours	D	-2.84	0.20	HPQ	Hewlett-Packard	A	2.33	0.10
2013-04-01	EMC	EMC Corp	D	-2.85	0.10	GNW	Genworth Financial	A	2.40	0.20
2013-04-01	AVB	Avalonbay Communities	C	-1.86	0.20	MYL	Mylan N.V.	A	2.28	0.20
2013-04-01	DGX	Quest Diagnostics	D	-2.85	0.20	ESRX	Express Scripts	A	2.27	3.30
2013-04-01	MRK	Merck & Co	C	-1.85	3.30	ROP	Roper Technologies	A	2.38	-0.50
2013-04-01	RTN	Raytheon	C	-1.84	-0.50	SYMC	Symantec International	A	2.31	0.10
2013-04-01	LSI	LSI	D	-2.85	0.10	IP	Paper	A	2.28	0.10
2013-04-01	X	United States Steel	C	-1.88	0.10					

Date	Ticker	Name	R	SM	W (%)	Ticker	Name	R	SM	W (%)
2013-04-01	BBT	Bb&t	C	-1.85	-0.30	WY	Weyerhaeuser	A	2.34	-0.30
2013-04-01	WFM	Whole Foods Market	C	-1.86	-0.10	NX	Twenty-First Century Fox Inc	A	2.37	-0.10
2013-04-01	UMBF	Umb Financial	C	-1.84	-0.00	EFX	Equifax	A	2.32	-0.00
2013-04-01	LULU	Lululemon Athletica	D	-2.87	0.40	DHI	D.r. Horton	A	2.47	0.40
2013-04-01	MDLZ	Mondelez International	D	-2.85	1.60	STZ	Constellation Brands	A	2.44	1.60
2013-05-01	AAPL	Apple	D	-2.90	3.00	CSC	Computer Sciences	A	2.34	3.00
2013-05-01	APA	Apache	D	-2.86	0.30	FSLR	First Solar	A	2.65	0.30
2013-05-01	VMW	Vmware	D	-2.88	0.20	SYMC	Symantec	A	2.31	0.20
2013-05-01	CBT	Cabot	D	-2.84	-0.10	ECL	Ecolab	A	2.29	-0.10
2013-05-01	CLF	Cliffs Natural Resources	D	-2.91	-0.60					
2013-05-01	CMI	Cummins	C	-1.86	-0.20	ROP	Roper Technologies	A	2.36	-0.20
2013-05-01	DOW	Dow Chemical	C	-1.84	1.50	IP	International Paper	A	2.28	1.50
2013-05-01	EMC	EMC Corp	D	-2.85	0.10	HPQ	Hewlett-Packard	A	2.29	0.10
2013-05-01	ESV	Enesco	C	-1.85	0.70	TSO	Tesoro	A	2.47	0.70
2013-05-01	FCX	Freeport-mcmoran	D	-2.88	-0.20	EMN	Eastman Chemical	A	2.25	-0.20
2013-05-01	ISRG	Intuitive Surgical	D	-2.86	0.50	LIFE	Life Technologies	A	2.31	0.50
2013-05-01	AVB	Avalonbay Communities	D	-2.85	0.20	GNW	Genworth Financial	A	2.42	0.20
2013-05-01	DGX	Quest Diagnostics	D	-2.84	0.20	PFE	Pfizer	A	2.28	0.20
2013-05-01	COP	Conocophillips	C	-1.84	0.70	COG	Cabot Oil & Gas	A	2.34	0.70
2013-05-01	LSI	LSI	D	-2.86	0.10	VRSN	Verisign	A	2.28	0.10
2013-05-01	TOL	Toll Brothers	C	-1.85	-0.20	DHI	D.r. Horton	A	2.50	-0.20
2013-05-01	AMZN	Amazon.com	C	-1.85	0.90	CBS	Cbs	A	2.58	0.90
2013-05-01	VAR	Varian Medical Systems	C	-1.86	-0.20	ESRX	Express Scripts	A	2.28	-0.20
2013-05-01	ARIA	Ariad Pharmaceutical	C	-1.87	0.10	MYL	Mylan N.V.	A	2.28	0.10
2013-05-01	DO	Diamond Offshore Drilling	C	-1.85	-0.40	EQT	Eqst	A	2.29	-0.40
2013-05-01	XOM	Exxon Mobil	C	-1.84	1.50	PXD	Pioneer Natural Resources	A	2.25	1.50
2013-05-01	WLTGQ	Walter Energy	D	-2.93	0.30					
2013-05-01	EXPE	Expedia	C	-1.86	0.10	BBY	Best Buy	A	2.38	0.10
2013-05-01	ARNC	Arconic	D	-2.85	0.50	AVY	Avery Dennison	A	2.24	0.50
2013-06-03	AAPL	Apple	D	-2.89	2.90	MU	Micron Technology	A	2.36	2.90
2013-06-03	CTSH	Cognizant Technology Solutions	C	-1.87	0.10	HPQ	Hewlett-Packard	A	2.35	0.10
2013-06-03	VMW	Vmware	D	-2.88	0.10	CSC	Computer Sciences	A	2.33	0.10
2013-06-03	CLF	Cliffs Natural Resources	D	-2.92	-0.50					
2013-06-03	CMI	Cummins	C	-1.84	-0.20	KSU	Kansas City Southern	A	2.56	-0.20
2013-06-03	INTU	Intuit	C	-1.86	-0.20	WDC	Western Digital	A	2.32	-0.20
2013-06-03	ESV	Enesco	C	-1.85	0.70	FSLR	First Solar	A	2.76	0.70
2013-06-03	ISRG	Intuitive Surgical	D	-2.86	0.50	REGN	Regeneron Pharmaceuticals	A	2.79	0.50
2013-06-03	AXLL	Axiall Corporation	C	-1.89	0.80	ECL	Ecolab	A	2.29	0.80
2013-06-03	MXIM	Maxim Integrated Products	C	-1.85	-0.10	YHOO	Yahoo	A	2.30	-0.10
2013-06-03	AMZN	Amazon.com	C	-1.84	0.90	CBS	Cbs	A	2.62	0.90
2013-06-03	TXT	Textron	C	-1.86	-0.30	ROP	Roper Technologies	A	2.38	-0.30
2013-06-03	VAR	Varian Medical Systems	C	-1.85	-0.20	LIFE	Life Technologies	A	2.31	-0.20
2013-06-03	ARIA	Ariad Pharmaceutical	C	-1.87	0.10	BSX	Boston Scientific	A	2.31	0.10
2013-06-03	QCOM	Qualcomm	C	-1.84	0.90	STX	Seagate Technology	A	2.29	0.90
2013-06-03	DO	Diamond Offshore Drilling	C	-1.85	-0.40	TSO	Tesoro	A	2.55	-0.40
2013-06-03	WLTGQ	Walter Energy	D	-2.93	0.30					
2013-06-03	EXPE	Expedia	C	-1.86	0.10	TRIP	Tripadvisor	A	2.42	0.10
2013-06-03	ARNC	Arconic	D	-2.84	0.40	EMN	Eastman Chemical	A	2.28	0.40
2013-07-01	AAPL	Apple	D	-2.90	2.70					
2013-07-01	FLR	Fluor	C	-1.85	1.80	KSU	Kansas City Southern	A	2.56	1.80

Date	Ticker	Name	R	SM	W (%)	Ticker	Name	R	SM	W (%)
2013-07-01	CTSH	Cognizant Technology Solutions	C	-1.87	0.20	MU	Micron Technology	A	2.43	0.20
2013-07-01	VLO	Valero Energy	C	-1.87	-0.10	FSLR	First Solar	A	2.66	-0.10
2013-07-01	ALTR	Altera Corp.	D	-2.85	0.40	HPQ	Hewlett-Packard	A	2.35	0.40
2013-07-01	MSM	Msc Industrial Direct	C	-1.85	0.10	ROP	Roper Technologies	A	2.38	0.10
2013-07-01	WRB	Wr Berkley	C	-1.85	-0.10	GNW	Genworth Financial	A	2.48	-0.10
2013-07-01	CAT	Caterpillar	D	-2.85	-0.30	IR	Ingersoll-rand	A	2.35	-0.30
2013-07-01	CLF	Cliffs Natural Resources	D	-2.93	-0.50					
2013-07-01	EMC	EMC Corp	D	-2.84	-0.30	CSC	Computer Sciences	A	2.33	-0.30
2013-07-01	ESV	Ensco	C	-1.85	0.60	TSO	Tesoro	A	2.48	0.60
2013-07-01	FCX	Freeport-mcmoran	D	-2.89	0.10	LYB	Lyondellbasell Industries	A	2.30	0.10
2013-07-01	ISRG	Intuitive Surgical	D	-2.86	0.50	REGN	Regeneron Pharmaceuticals	A	2.77	0.50
2013-07-01	AXLL	Axiall Corporation	C	-1.89	0.80	ECL	Ecolab	A	2.30	0.80
2013-07-01	IBM	IBM	C	-1.85	-0.20	WDC	Western Digital	A	2.31	-0.20
2013-07-01	VALE	Vale Adr	D	-2.89	-0.00	EMN	Eastman Chemical	A	2.27	-0.00
2013-07-01	NVR	Nvr	C	-1.86	0.10	STZ	Constellation Brands	A	2.49	0.10
2013-07-01	ORCL	Oracle	C	-1.86	1.20	AMD	Advanced Micro Devices	A	2.28	1.20
2013-07-01	CHRW	C.h.robinson Worldwide	D	-2.85	-0.10	SEE	Sealed Air	A	2.31	-0.10
2013-07-01	SPXC	Spx	C	-1.85	0.40	R	Ryder System	A	2.30	0.40
2013-07-01	TOL	Toll Brothers	C	-1.86	0.10	DLPH	Delphi Automotive	A	2.44	0.10
2013-07-01	TXT	Textron	C	-1.86	-0.30	MWV	MeadWestvaco	A	2.29	-0.30
2013-07-01	VAR	Varian Medical Systems	C	-1.85	-0.20	GILD	Gilead Sciences	A	2.47	-0.20
2013-07-01	X	United States Steel	D	-2.89	0.10	AVY	Avery Dennison	A	2.26	0.10
2013-07-01	EBAY	Ebay	C	-1.85	0.80	GME	Gamestop Corp New	A	2.45	0.80
2013-07-01	QCOM	Qualcomm	C	-1.85	1.10	SYMC	Symantec	A	2.28	1.10
2013-07-01	DO	Diamond Offshore Drilling	C	-1.85	-0.40	COG	Cabot Oil & Gas	A	2.37	-0.40
2013-07-01	CTXS	Citrix Systems	D	-2.86	0.40	YHOO	Yahoo	A	2.28	0.40
2013-07-01	PM	Philip Morris International	C	-1.85	1.40	DHI	D.r. Horton	A	2.42	1.40
2013-07-01	WLTGQ	Walter Energy	D	-2.96	0.20					
2013-07-01	EXPE	Expedia	C	-1.85	0.20	BBY	Best Buy	A	2.44	0.20
2013-07-01	MPC	Marathon Petroleum	C	-1.87	0.30	PXD	Pioneer Natural Resources International	A	2.31	0.30
2013-07-01	ARNC	Arconic	D	-2.85	0.20	IFF	Flavors & Fragrances	A	2.23	0.20
2013-08-01	AAPL	Apple	D	-2.89	2.90	MU	Micron Technology	A	2.41	2.90
2013-08-01	FLR	Fluor	C	-1.84	2.00	KSU	Kansas City Southern	A	2.57	2.00
2013-08-01	ECA	Encana	D	-2.85	-0.10	TRIP	Tripadvisor	A	2.52	-0.10
2013-08-01	FE	Firstenergy	D	-2.85	-0.20	NRG	Nrg Energy	A	2.31	-0.20
2013-08-01	CTSH	Cognizant Technology Solutions	C	-1.85	0.30	HPQ	Hewlett-Packard	A	2.37	0.30
2013-08-01	ARE	Alexandria Real Estate Equities	D	-2.85	0.10	GNW	Genworth Financial	A	2.53	0.10
2013-08-01	WRB	Wr Berkley Taiwan	C	-1.84	-0.10	STI	Suntrust Banks	A	2.38	-0.10
2013-08-01	TSM	Semiconductor Manufacturing Adr	C	-1.86	-0.40	CSC	Computer Sciences	A	2.36	-0.40
2013-08-01	CAT	Caterpillar	D	-2.84	-0.10	ROP	Roper Technologies	A	2.39	-0.10
2013-08-01	CLF	Cliffs Natural Resources	D	-2.92	-0.40					
2013-08-01	SPG	Simon Property	C	-1.85	0.40	DFS	Discover Financial Services	A	2.37	0.40
2013-08-01	ESV	Ensco	C	-1.84	0.50	FSLR	First Solar	A	2.68	0.50
2013-08-01	FCX	Freeport-mcmoran	D	-2.89	0.50	PPG	Ppg Industries	A	2.37	0.50
2013-08-01	ISRG	Intuitive Surgical	D	-2.89	0.10	REGN	Regeneron Pharmaceuticals	A	2.93	0.10
2013-08-01	AXLL	Axiall Corporation	C	-1.88	0.80	ECL	Ecolab	A	2.33	0.80

Date	Ticker	Name	R	SM	W (%)	Ticker	Name	R	SM	W (%)
2013-08-01	IBM	IBM	D	-2.85	-0.20	SYMC	Symantec	A	2.34	-0.20
2013-08-01	LLY	Eli Lilly	C	-1.85	-1.00	GILD	Gilead Sciences	A	2.57	-1.00
2013-08-01	NVR	Nvr	C	-1.86	0.10	DLPH	Delphi Automotive	A	2.47	0.10
2013-08-01	ORCL	Oracle	C	-1.85	1.20	WDC	Western Digital	A	2.33	1.20
2013-08-01	PHM	Pultegroup	C	-1.89	0.20	WHR	Whirlpool	A	2.42	0.20
2013-08-01	TXT	Textron	C	-1.85	-0.10	SEE	Sealed Air	A	2.35	-0.10
2013-08-01	WMB	Williams Companies	C	-1.84	1.10	TSO	Tesoro	A	2.53	1.10
2013-08-01	X	United States Steel	D	-2.89	0.10	EMN	Eastman Chemical	A	2.32	0.10
2013-08-01	EBAY	Ebay	C	-1.85	1.80	GME	Gamestop Corp	A	2.53	1.80
2013-08-01	QCOM	Qualcomm	C	-1.84	1.30	YHOO	Yahoo	A	2.31	1.30
2013-08-01	DO	Diamond Offshore Drilling	C	-1.84	-0.20	COG	Cabot Oil & Gas	A	2.40	-0.20
2013-08-01	PM	Philip Morris International	C	-1.84	1.30	EA	Electronic Arts	A	2.40	1.30
2013-08-01	WLTGQ	Walter Energy	D	-2.96	0.00					
2013-08-01	DVA	Davita	C	-1.85	0.50	BSX	Boston Scientific	A	2.37	0.50
2013-08-01	MPC	Marathon Petroleum	C	-1.86	0.30	PXD	Pioneer Natural Resources	A	2.37	0.30
2013-08-01	ARNC	Arconic	D	-2.85	0.10	LYB	Lyondellbasell Industries	A	2.31	0.10
2013-09-02	ECA	Encana	D	-2.85	-0.10	BBY	Best Buy	A	2.53	-0.10
2013-09-02	FE	Firstenergy	D	-2.86	-0.20	NRG	Nrg Energy	A	2.31	-0.20
2013-09-02	VLO	Valero Energy	C	-1.87	0.00	COG	Cabot Oil & Gas	A	2.41	0.00
2013-09-02	APA	Apache	C	-1.84	0.70	PXD	Pioneer Natural Resources	A	2.37	0.70
2013-09-02	ARE	Alexandria Real Estate Equities	D	-2.87	0.10	GNW	Genworth Financial	A	2.48	0.10
2013-09-02	BEN	Franklin Resources	C	-1.86	-0.20	DFS	Discover Financial Services	A	2.34	-0.20
2013-09-02	TSM	Taiwan Semiconductor Manufacturing Adr	C	-1.86	-0.40	MU	Micron Technology	A	2.41	-0.40
2013-09-02	CAT	Caterpillar	D	-2.84	-0.20	KSU	Kansas City Southern	A	2.54	-0.20
2013-09-02	CB	Chubb Corp	C	-1.85	-0.10	STI	Suntrust Banks	A	2.34	-0.10
2013-09-02	GGP	Ggp	C	-1.86	0.00	EFX	Equifax	A	2.33	0.00
2013-09-02	DDR	Ddr	C	-1.87	-0.20	MCO	Moody's	A	2.31	-0.20
2013-09-02	ED	Consolidated Edison	C	-1.85	-0.20	ES	Eversource Energy	A	2.22	-0.20
2013-09-02	SPG	Simon Property	C	-1.87	0.40	CINF	Cincinnati Financial	A	2.30	0.40
2013-09-02	ESV	Enesco	C	-1.85	0.50	EQT	Eq	A	2.32	0.50
2013-09-02	TRV	Travelers Companies	C	-1.85	-0.00	NYX	NYSE Euronext	A	2.30	-0.00
2013-09-02	FAST	Fastenal	C	-1.86	-0.30	ROP	Roper Technologies	A	2.38	-0.30
2013-09-02	FCX	Freeport-mcmoran	D	-2.88	0.60	PPG	Ppg Industries	A	2.36	0.60
2013-09-02	ISRG	Intuitive Surgical	D	-2.89	0.10	REGN	Regeneron Pharmaceuticals	A	2.81	0.10
2013-09-02	FRT	Federal Realty Investment Trust	D	-2.86	-0.20	SLM	Slm	A	2.30	-0.20
2013-09-02	AXLL	Axiall Corporation	C	-1.90	0.70	LYB	Lyondellbasell Industries	A	2.32	0.70
2013-09-02	IBM	IBM	D	-2.86	0.00	CSC	Computer Sciences	A	2.37	0.00
2013-09-02	KO	Coca-cola	C	-1.85	1.40	DLPH	Delphi Automotive	A	2.47	1.40
2013-09-02	LEN	Lennar	D	-2.88	0.30	EA	Electronic Arts	A	2.41	0.30
2013-09-02	DGX	Quest Diagnostics	C	-1.85	0.20	GILD	Gilead Sciences	A	2.55	0.20
2013-09-02	LLY	Eli Lilly	C	-1.85	-0.50	BSX	Boston Scientific	A	2.35	-0.50
2013-09-02	MAS	Masco	C	-1.86	0.50	IR	Ingersoll-rand	A	2.37	0.50
2013-09-02	MO	Altria	C	-1.85	-0.40	WHR	Whirlpool	A	2.39	-0.40
2013-09-02	NVR	Nvr	C	-1.87	0.10	PVH	Pvh	A	2.38	0.10
2013-09-02	ORCL	Oracle	C	-1.85	1.50	SYMC	Symantec	A	2.32	1.50
2013-09-02	PHM	Pultegroup	C	-1.89	0.20	SNA	Snap-on	A	2.32	0.20
2013-09-02	SO	Southern	D	-2.86	-0.40	AES	Aes	A	2.22	-0.40
2013-09-02	CHRW	C.h.robison Worldwide	D	-2.84	-0.20	SEE	Sealed Air	A	2.36	-0.20
2013-09-02	SPXC	Spx	C	-1.84	0.40	FISV	Fiserv	A	2.30	0.40
2013-09-02	TOL	Toll Brothers	D	-2.85	0.20	TSN	Tyson Foods	A	2.32	0.20
2013-09-02	WERN	Werner Enterprises	C	-1.85	-0.10	CTAS	Cintas	A	2.30	-0.10
2013-09-02	WMB	Williams Companies	C	-1.84	1.10	HP	Helmerich & Payne	A	2.27	1.10

Date	Ticker	Name	R	SM	W (%)	Ticker	Name	R	SM	W (%)
2013-09-02	WMT	Wal-mart Stores	C	-1.85	-0.10	GME	Gamestop Corp New	A	2.53	-0.10
2013-09-02	WRI	Weingarten Realty Investors	C	-1.87	-0.10	WY	Weyerhaeuser	A	2.29	-0.10
2013-09-02	X	United States Steel Apartment	D	-2.88	0.20	ECL	Ecolab	A	2.32	0.20
2013-09-02	AIV	Investment & Management	C	-1.86	0.00	ETFC	Etrade Financial	A	2.28	0.00
2013-09-02	AOL	AOL	C	-1.87	-0.10	HPQ	Hewlett-Packard	A	2.32	-0.10
2013-09-02	BEAM	Beam Inc	C	-1.85	0.20	F	Ford Motor	A	2.30	0.20
2013-09-02	DO	Diamond Offshore Drilling	C	-1.85	-0.20	MUR	Murphy Oil	A	2.26	-0.20
2013-09-02	VZ	Verizon Communications	C	-1.85	0.90	FTR	Frontier Communications	A	2.19	0.90
2013-09-02	PM	Philip Morris International	D	-2.86	1.20	FOSL	Fossil	A	2.30	1.20
2013-09-02	JOY	Joy Global	D	-2.87	-0.00	MWV	MeadWestvaco	A	2.30	-0.00
2013-09-02	DVA	Davita	C	-1.86	0.50	MYL	Mylan N.V.	A	2.34	0.50
2013-09-02	LULU	Lululemon Athletica	C	-1.86	0.20	GT	Goodyear Tire & Rubber	A	2.28	0.20
2013-09-02	MJN	Mead Johnson Nutrition	C	-1.85	-0.30	EL	Estee Lauder Companies	A	2.26	-0.30
2013-09-02	MPC	Marathon Petroleum	C	-1.87	0.40	CHK	Chesapeake Energy	A	2.26	0.40
2013-09-02	PSX	Phillips 66	C	-1.85	0.60	HES	Hess	A	2.26	0.60
2013-09-02	ARNC	Arconic	D	-2.85	0.10	EMN	Eastman Chemical	A	2.29	0.10
2013-10-01	ECA	Encana	D	-2.85	-0.10	FOXA	Twenty-first Century Fox	A	2.47	-0.10
2013-10-01	FE	Firstenergy	D	-2.86	-0.20	NRG	Nrg Energy	A	2.32	-0.20
2013-10-01	VLO	Valero Energy	C	-1.87	0.10	PXD	Pioneer Natural Resources	A	2.41	0.10
2013-10-01	DRI	Darden Restaurants	D	-2.86	-0.00	BBY	Best Buy	A	2.56	-0.00
2013-10-01	ARE	Alexandria Real Estate Equities	D	-2.86	0.10	GNW	Genworth Financial	A	2.52	0.10
2013-10-01	BAX	Baxter International	C	-1.85	0.40	REGN	Regeneron Pharmaceuticals	A	3.00	0.40
2013-10-01	BF.B	Brown-forman Taiwan	C	-1.84	-0.40	DLPH	Delphi Automotive	A	2.50	-0.40
2013-10-01	TSM	Semiconductor Manufacturing Adr	C	-1.86	-0.40	MU	Micron Technology	A	2.54	-0.40
2013-10-01	CAT	Caterpillar	D	-2.84	-0.10	KSU	Kansas City Southern	A	2.57	-0.10
2013-10-01	GGP	Ggp	C	-1.86	0.00	DFS	Discover Financial Services	A	2.37	0.00
2013-10-01	DDR	Ddr	C	-1.86	-0.20	MCO	Moody's	A	2.35	-0.20
2013-10-01	ED	Consolidated Edison	D	-2.86	-0.20	AES	Aes	A	2.23	-0.20
2013-10-01	SPG	Simon Property	C	-1.86	0.40	ETFC	Etrade Financial	A	2.34	0.40
2013-10-01	ESV	Enesco	C	-1.85	0.50	EQT	Eqst	A	2.34	0.50
2013-10-01	FAST	Fastenal	C	-1.84	-0.30	IR	Ingersoll-rand	A	2.41	-0.30
2013-10-01	ISRG	Intuitive Surgical	D	-2.89	0.10	GILD	Gilead Sciences	A	2.58	0.10
2013-10-01	FRT	Federal Realty Investment Trust	D	-2.85	-0.20	EFX	Equifax	A	2.34	-0.20
2013-10-01	AXLL	Axiall Corporation	C	-1.90	0.70	PPG	Ppg Industries	A	2.38	0.70
2013-10-01	KO	Coca-cola	C	-1.85	1.30	WHR	Whirlpool	A	2.44	1.30
2013-10-01	LEN	Lennar	D	-2.86	0.30	EA	Electronic Arts	A	2.40	0.30
2013-10-01	DGX	Quest Diagnostics	C	-1.84	0.20	BSX	Boston Scientific	A	2.39	0.20
2013-10-01	MAT	Mattel	C	-1.85	-0.30	SNA	Snap-on	A	2.35	-0.30
2013-10-01	MO	Altria	C	-1.84	-0.40	PVH	Pvh	A	2.34	-0.40
2013-10-01	NVR	Nvr	C	-1.86	0.10	GT	Goodyear Tire & Rubber	A	2.32	0.10
2013-10-01	ORCL	Oracle	C	-1.85	1.20	CSC	Computer Sciences	A	2.39	1.20
2013-10-01	PHM	Pultegroup	C	-1.89	0.10	F	Ford Motor	A	2.32	0.10
2013-10-01	SO	Southern	D	-2.86	-0.40	ES	Eversource Energy	A	2.23	-0.40
2013-10-01	TOL	Toll Brothers	D	-2.84	0.30	TSN	Tyson Foods	A	2.32	0.30
2013-10-01	TROW	T Rowe Price	C	-1.85	-0.10	CINF	Cincinnati Financial	A	2.31	-0.10
2013-10-01	WERN	Werner Enterprises	C	-1.84	-0.10	ROP	Roper Technologies	A	2.41	-0.10
2013-10-01	WRI	Weingarten Realty Investors	C	-1.86	-0.10	WY	Weyerhaeuser	A	2.31	-0.10
2013-10-01	ETR	Entergy	D	-2.85	-0.30	CNP	Centerpoint Energy	A	2.22	-0.30

Date	Ticker	Name	R	SM	W (%)	Ticker	Name	R	SM	W (%)
2013-10-01	AIV	Apartment Investment & Management	C	-1.86	0.00	SLM	Slm	A	2.31	0.00
2013-10-01	AOL	AOL	C	-1.86	-0.20	YHOO	Yahoo	A	2.38	-0.20
2013-10-01	DO	Diamond Offshore Drilling	D	-2.86	-0.20	HP	Helmerich & Payne	A	2.30	-0.20
2013-10-01	JWN	Nordstrom	C	-1.85	0.10	GME	Gamestop Corp New	A	2.54	0.10
2013-10-01	VZ	Verizon Communications	C	-1.85	0.90	FTR	Frontier Communications	A	2.19	0.90
2013-10-01	PM	Philip Morris International	D	-2.84	1.20	FOSL	Fossil	A	2.30	1.20
2013-10-01	JOY	Joy Global	D	-2.86	-0.00	SEE	Sealed Air	A	2.35	-0.00
2013-10-01	DVA	Davita	C	-1.85	0.50	MYL	Mylan N.V.	A	2.38	0.50
2013-10-01	EXPE	Expedia	D	-2.87	0.20	TRIP	Tripadvisor	A	2.53	0.20
2013-10-01	LULU	Lululemon Athletica	C	-1.85	0.20	EL	Estee Lauder Companies	A	2.28	0.20
2013-10-01	MJN	Mead Johnson Nutrition	C	-1.86	-0.30	NWL	Newell Brands	A	2.27	-0.30
2013-10-01	MPC	Marathon Petroleum	C	-1.88	0.30	NBL	Noble Energy	A	2.28	0.30
2013-10-01	PSX	Phillips 66	C	-1.84	0.60	MUR	Murphy Oil	A	2.27	0.60
2013-11-01	DTE	Dte Energy	C	-1.84	0.20	NRG	Nrg Energy	A	2.33	0.20
2013-11-01	FE	Firstenergy	D	-2.86	-0.40	AES	Aes	A	2.24	-0.40
2013-11-01	ARE	Alexandria Real Estate Equities	D	-2.86	0.10	GNW	Genworth Financial	A	2.58	0.10
2013-11-01	MSM	Msc Industrial Direct	C	-1.85	0.10	KSU	Kansas City Southern	A	2.63	0.10
2013-11-01	BMS	Bemis	C	-1.84	-0.10	IR	Ingersoll-rand	A	2.43	-0.10
2013-11-01	GGP	Ggp	C	-1.85	0.00	DFS	Discover Financial Services	A	2.38	0.00
2013-11-01	DDR	Ddr	C	-1.85	-0.30	EFX	Equifax	A	2.37	-0.30
2013-11-01	YUM	Yum Brands	C	-1.85	0.70	BBY	Best Buy	A	2.63	0.70
2013-11-01	EMC	EMC Corp	C	-1.85	-0.20	MU	Micron Technology	A	2.54	-0.20
2013-11-01	SPG	Simon Property	D	-2.86	0.40	MCO	Moody's	A	2.35	0.40
2013-11-01	ESV	Ensco	D	-2.84	0.50	HP	Helmerich & Payne	A	2.33	0.50
2013-11-01	AXLL	Axiall Corporation International Paper	D	-2.90	0.70	PPG	Ppg Industries	A	2.42	0.70
2013-11-01	IP	International Paper	C	-1.85	0.00	ECL	Ecolab	A	2.37	0.00
2013-11-01	KO	Coca-cola	C	-1.85	0.70	DLPH	Delphi Automotive	A	2.49	0.70
2013-11-01	LEN	Lennar	D	-2.87	0.30	WHR	Whirlpool	A	2.45	0.30
2013-11-01	LLY	Eli Lilly	C	-1.84	-0.60	REGN	Regeneron Pharmaceuticals	A	2.96	-0.60
2013-11-01	MAT	Mattel	C	-1.84	-0.30	EA	Electronic Arts	A	2.39	-0.30
2013-11-01	PHM	Pultegroup	D	-2.88	0.10	SNA	Snap-on	A	2.36	0.10
2013-11-01	SO	Southern	D	-2.86	-0.50	CNP	Centerpoint Energy	A	2.22	-0.50
2013-11-01	SWN	Southwestern Energy	C	-1.84	0.20	EQT	Eqt	A	2.32	0.20
2013-11-01	TROW	T Rowe Price	C	-1.84	-0.10	ETFC	Etrade Financial	A	2.35	-0.10
2013-11-01	WERN	Werner Enterprises	C	-1.85	-0.10	SEE	Sealed Air	A	2.40	-0.10
2013-11-01	WMT	Wal-mart Stores	C	-1.83	-0.10	GME	Gamestop Corp New	A	2.58	-0.10
2013-11-01	WRI	Weingarten Realty Investors	C	-1.85	-0.10	CINF	Cincinnati Financial	A	2.33	-0.10
2013-11-01	ETR	Entergy	D	-2.84	-0.20	D	Dominion Resources	A	2.22	-0.20
2013-11-01	CSCO	Cisco Systems	C	-1.86	2.20	CSC	Computer Sciences	A	2.37	2.20
2013-11-01	EBAY	Ebay	C	-1.85	1.00	TRIP	Tripadvisor	A	2.57	1.00
2013-11-01	ENB	Enbridge	C	-1.84	-0.30	BSX	Boston Scientific	A	2.39	-0.30
2013-11-01	UP-LMQ	Ultra Petroleum	C	-1.86	-0.10	NBL	Noble Energy	A	2.31	-0.10
2013-11-01	ACN	Accenture Cl A	C	-1.85	0.30	ROP	Roper Technologies	A	2.39	0.30
2013-11-01	AIV	Apartment Investment & Management	C	-1.86	0.00	WY	Weyerhaeuser	A	2.33	0.00
2013-11-01	PEP	Pepsico	C	-1.84	0.90	FOSL	Fossil	A	2.33	0.90
2013-11-01	AOL	AOL	C	-1.86	-0.30	YHOO	Yahoo	A	2.37	-0.30
2013-11-01	DO	Diamond Offshore Drilling	D	-2.86	-0.20	CHK	Chesapeake Energy	A	2.28	-0.20
2013-11-01	JWN	Nordstrom	C	-1.84	0.10	FOXA	Twenty-first Century Fox	A	2.47	0.10
2013-11-01	VZ	Verizon Communications	C	-1.84	1.30	FTR	Frontier Communications	A	2.20	1.30

Date	Ticker	Name	R	SM	W (%)	Ticker	Name	R	SM	W (%)
2013-11-01	CVX	Chevron	C	-1.85	2.00	HES	Hess	A	2.28	2.00
2013-11-01	UAL	United Continental	C	-1.84	0.20	WAG	Walgreens Boots Alliance	A	2.34	0.20
2013-11-01	DVA	Davita	C	-1.86	0.50	GILD	Gilead Sciences	A	2.65	0.50
2013-11-01	MPC	Marathon Petroleum	C	-1.87	0.30	FSLR	First Solar	A	2.27	0.30
2013-12-02	DTE	Dte Energy	C	-1.85	0.20	NRG	Nrg Energy	A	2.31	0.20
2013-12-02	FE	Firstenergy	D	-2.88	-0.30	AES	Aes	A	2.25	-0.30
2013-12-02	ALTR	Altera Corp.	C	-1.86	0.10	MU	Micron Technology	A	2.65	0.10
2013-12-02	ARE	Alexandria Real Estate Equities	D	-2.87	0.10	GNW	Genworth Financial	A	2.62	0.10
2013-12-02	MSM	Msc Industrial Direct	C	-1.85	0.10	KSU	Kansas City Southern	A	2.63	0.10
2013-12-02	BMS	Bemis	C	-1.85	-0.10	IR	Ingersoll-rand	A	2.45	-0.10
2013-12-02	DDR	Ddr	C	-1.86	-0.20	AIG	American International	A	2.41	-0.20
2013-12-02	SPG	Simon Property	D	-2.86	0.10	DFS	Discover Financial Services	A	2.38	0.10
2013-12-02	IP	International Paper	C	-1.84	0.20	PPG	Ppg Industries	A	2.42	0.20
2013-12-02	LLY	Eli Lilly	D	-2.84	-0.60	REGN	Regeneron Pharmaceuticals	A	2.99	-0.60
2013-12-02	NTRS	Northern Trust	C	-1.84	0.10	EFX	Equifax	A	2.38	0.10
2013-12-02	SO	Southern	D	-2.86	-0.50	D	Dominion Resources	A	2.22	-0.50
2013-12-02	WERN	Werner Enterprises	C	-1.84	-0.10	SEE	Sealed Air	A	2.40	-0.10
2013-12-02	WRI	Weingarten Realty Investors	C	-1.87	-0.10	MCO	Moody's	A	2.37	-0.10
2013-12-02	BBT	Bb&t	C	-1.84	0.10	ETFC	Etrade Financial	A	2.37	0.10
2013-12-02	ETR	Entergy	D	-2.85	-0.30	AEE	Ameren	A	2.21	-0.30
2013-12-02	CSCO	Cisco Systems	C	-1.87	1.90	YHOO	Yahoo	A	2.41	1.90
2013-12-02	EBAY	Ebay	C	-1.85	1.00	BBY	Best Buy	A	2.61	1.00
2013-12-02	ENB	Enbridge	C	-1.85	-0.40	TRIP	Tripadvisor	A	2.59	-0.40
2013-12-02	UP-LMQ	Ultra Petroleum	C	-1.85	-0.10	PXD	Pioneer Natural Resources	A	2.38	-0.10
2013-12-02	AIV	Apartment Investment & Management	C	-1.87	0.00	CINF	Cincinnati Financial	A	2.35	0.00
2013-12-02	DO	Diamond Offshore Drilling	D	-2.86	-0.20	HP	Helmerich & Payne	A	2.33	-0.20
2013-12-02	CTXS	Citrix Systems	D	-2.87	0.30	CSC	Computer Sciences	A	2.39	0.30
2013-12-02	EXC	Exelon	D	-2.87	-0.00	GAS	AGL Resources	A	2.20	-0.00
2013-12-02	CVX	Chevron	C	-1.84	1.70	EQT	Eq	A	2.32	1.70
2013-12-02	AEGR	Aegerion Pharmaceuticals	C	-1.88	0.10	GILD	Gilead Sciences	A	2.69	0.10
2014-01-01	ALTR	Altera Corp.	D	-2.86	0.10	YHOO	Yahoo	A	2.45	0.10
2014-01-01	ARE	Alexandria Real Estate Equities	D	-2.86	0.10	GNW	Genworth Financial	A	2.63	0.10
2014-01-01	DDR	Ddr	C	-1.87	-0.20	DFS	Discover Financial Services	A	2.40	-0.20
2014-01-01	GWW	Ww Grainger	C	-1.84	0.40	KSU	Kansas City Southern	A	2.64	0.40
2014-01-01	LLY	Eli Lilly	D	-2.84	-0.40	MYL	Mylan N.V.	A	2.42	-0.40
2014-01-01	SCG	Scana	D	-2.86	-0.10	NRG	Nrg Energy	A	2.33	-0.10
2014-01-01	SO	Southern	D	-2.86	-0.60	AES	Aes	A	2.25	-0.60
2014-01-01	CHRW	C.h.robinson Worldwide	C	-1.84	-0.20	IR	Ingersoll-rand	A	2.50	-0.20
2014-01-01	WRI	Weingarten Realty Investors	C	-1.87	-0.10	ETFC	Etrade Financial	A	2.40	-0.10
2014-01-01	ETR	Entergy	D	-2.85	-0.30	ES	Eversource Energy	A	2.23	-0.30
2014-01-01	CSCO	Cisco Systems	C	-1.86	2.00	CSC	Computer Sciences	A	2.41	2.00
2014-01-01	AIV	Apartment Investment & Management	D	-2.87	0.00	EFX	Equifax	A	2.39	0.00
2014-01-01	DO	Diamond Offshore Drilling	D	-2.87	-0.20	HP	Helmerich & Payne	A	2.36	-0.20
2014-01-01	CTXS	Citrix Systems	D	-2.86	0.30	HPQ	Hewlett-Packard	A	2.40	0.30
2014-01-01	EXC	Exelon	D	-2.87	-0.10	EIX	Edison International	A	2.23	-0.10
2014-01-01	CVX	Chevron	C	-1.84	1.40	EQT	Eq	A	2.34	1.40
2014-01-01	AEGR	Aegerion Pharmaceuticals	C	-1.88	0.10	BSX	Boston Scientific	A	2.40	0.10
2014-01-01	LULU	Lululemon Athletica	D	-2.87	0.30	MHK	Mohawk Industries	A	2.61	0.30
2014-01-01	KMI	Kinder Morgan	D	-2.85	-0.20	MUR	Murphy Oil	A	2.29	-0.20

Date	Ticker	Name	R	SM	W (%)	Ticker	Name	R	SM	W (%)
2014-02-03	THI	Restaurant Brands International	C	-1.85	-0.10	ESRX	Express Scripts	A	2.35	-0.10
2014-02-03	AIG	American International	C	-1.85	0.20	GNW	Genworth Financial	A	2.58	0.20
2014-02-03	DVN	Devon Energy	C	-1.85	-0.30	HP	Helmerich & Payne	A	2.37	-0.30
2014-02-03	SAM	Boston Beer Taiwan	C	-1.87	-0.10	MHK	Mohawk Industries	A	2.56	-0.10
2014-02-03	TSM	Semiconductor Manufacturing Adr	D	-2.85	-0.30	CSC	Computer Sciences	A	2.43	-0.30
2014-02-03	CELG	Celgene	C	-1.86	1.00	BSX	Boston Scientific	A	2.43	1.00
2014-02-03	CLF	Cliffs Natural Resources	C	-1.89	-0.40	PPG	Ppg Industries	A	2.41	-0.40
2014-02-03	GGP	Ggp	C	-1.84	0.00	ETFC	Etrade Financial	A	2.38	0.00
2014-02-03	DDR	Ddr	D	-2.87	-0.20	EFX	Equifax	A	2.38	-0.20
2014-02-03	ED	Consolidated Edison	D	-2.85	-0.10	EIX	Edison International	A	2.24	-0.10
2014-02-03	SPG	Simon Property	D	-2.84	0.10	DFS	Discover Financial Services	A	2.38	0.10
2014-02-03	ESV	Enesco	D	-2.87	0.20	CHK	Chesapeake Energy	A	2.26	0.20
2014-02-03	FAST	Fastenal	D	-2.86	-0.30	ROP	Roper Technologies	A	2.40	-0.30
2014-02-03	GIS	General Mills	C	-1.85	0.70	KORS	Michael Kors	A	2.53	0.70
2014-02-03	GWW	Ww Grainger	C	-1.86	0.40	CTAS	Cintas	A	2.34	0.40
2014-02-03	DGX	Quest Diagnostics	D	-2.87	0.20	MYL	Mylan N.V.	A	2.42	0.20
2014-02-03	F	Ford Motor	C	-1.86	-0.30	DLPH	Delphi Automotive	A	2.50	-0.30
2014-02-03	COP	Conocophillips	C	-1.86	0.10	MUR	Murphy Oil	A	2.25	0.10
2014-02-03	QSH	Quality Systems	C	-1.88	-0.00	HPQ	Hewlett-Packard	A	2.40	-0.00
2014-02-03	T	At&t	D	-2.85	-0.70	FTR	Frontier Communications	A	2.19	-0.70
2014-02-03	SCG	Scana	D	-2.86	-0.10	ES	Eversource Energy	A	2.24	-0.10
2014-02-03	SO	Southern	D	-2.86	-0.60	AES	Aes	A	2.24	-0.60
2014-02-03	CHRW	C.h.robinson Worldwide	D	-2.85	-0.20	R	Ryder System	A	2.34	-0.20
2014-02-03	TEG	Integrays Energy	D	-2.86	0.00	D	Dominion Resources	A	2.23	0.00
2014-02-03	WRI	Weingarten Realty Investors	D	-2.87	-0.10	ALL	Allstate	A	2.37	-0.10
2014-02-03	PXD	Pioneer Natural Resources	C	-1.88	-0.20	BHI	Baker Hughes	A	2.23	-0.20
2014-02-03	ETR	Entergy	D	-2.85	-0.30	AEE	Ameren	A	2.22	-0.30
2014-02-03	CSCO	Cisco Systems	C	-1.86	1.80	PBI	Pitney Bowes	A	2.39	1.80
2014-02-03	KSS	Kohl's	C	-1.86	-0.10	TRIP	Tripadvisor	A	2.50	-0.10
2014-02-03	SBUX	Starbucks	C	-1.86	0.50	FOXA	Twenty-first Century Fox	A	2.42	0.50
2014-02-03	AIV	Apartment Investment & Management	D	-2.86	0.00	MCO	Moody's	A	2.36	0.00
2014-02-03	PEP	Pepsico	C	-1.85	1.00	TSN	Tyson Foods	A	2.40	1.00
2014-02-03	TWX	Time Warner	C	-1.85	3.90	WYNN	Wynn Resorts	A	2.38	3.90
2014-02-03	DO	Diamond Offshore Drilling	D	-2.89	-0.20	TSO	Tesoro	A	2.20	-0.20
2014-02-03	AXS	Axis Capital	C	-1.85	0.10	HBAN	Huntington Bancshares	A	2.32	0.10
2014-02-03	CTXS	Citrix Systems	D	-2.88	0.20	YHOO	Yahoo	A	2.39	0.20
2014-02-03	BTU	Peabody Energy Corp	C	-1.86	0.10	LYB	Lyondellbasell Industries	A	2.35	0.10
2014-02-03	VZ	Verizon Communications	C	-1.85	2.90	FRX	Forest Laboratories	A	2.38	2.90
2014-02-03	PM	Philip Morris International	D	-2.86	1.30	SNA	Snap-on	A	2.34	1.30
2014-02-03	EXC	Exelon	D	-2.86	-0.20	CNP	Centerpoint Energy	A	2.21	-0.20
2014-02-03	WLTGQ	Walter Energy	C	-1.90	-0.10	ECL	Ecolab	A	2.34	-0.10
2014-02-03	CVX	Chevron	C	-1.86	0.60	COG	Cabot Oil & Gas	A	2.20	0.60
2014-02-03	AEGR	Aegerion Pharmaceuticals	C	-1.90	0.10	TMO	Thermo Fisher Scientific	A	2.38	0.10
2014-02-03	CXO	Concho Resources	C	-1.87	-0.30	RRC	Range Resources	A	2.19	-0.30
2014-02-03	LULU	Lululemon Athletica	D	-2.90	0.20					
2014-02-03	KMI	Kinder Morgan	D	-2.86	-0.20	APA	Apache	A	2.17	-0.20

Date	Ticker	Name	R	SM	W (%)	Ticker	Name	R	SM	W (%)
2014-02-03	WPX	Wpx Energy	C	-1.87	-0.30	CAM	Cameron International Corp.	B	1.17	-0.30
2014-03-03	THI	Restaurant Brands International	C	-1.84	-0.10	ECL	Ecolab	A	2.37	-0.10
2014-03-03	AIG	American International	C	-1.84	0.20	GNW	Genworth Financial	A	2.62	0.20
2014-03-03	APC	Anadarko Petroleum	D	-2.86	0.30	HP	Helmerich & Payne	A	2.42	0.30
2014-03-03	SAM	Boston Beer	C	-1.85	-0.10	KORS	Michael Kors	A	2.68	-0.10
2014-03-03	WRB	Wr Berkley	D	-2.85	-0.20	ETFC	Etrade Financial	A	2.44	-0.20
2014-03-03	CB	Chubb Corp	C	-1.85	-0.10	DFS	Discover Financial Services	A	2.41	-0.10
2014-03-03	CL	Colgate-palmolive	C	-1.84	0.70	MHK	Mohawk Industries	A	2.57	0.70
2014-03-03	CLF	Cliffs Natural Resources	C	-1.89	-0.40	PPG	Ppg Industries	A	2.45	-0.40
2014-03-03	CLX	Clorox	C	-1.85	-0.20	DLPH	Delphi Automotive	A	2.56	-0.20
2014-03-03	YUM	Yum Brands	C	-1.84	0.30	TRIP	Tripadvisor	A	2.68	0.30
2014-03-03	ED	Consolidated Edison	D	-2.84	-0.10	EIX	Edison International	A	2.26	-0.10
2014-03-03	ESV	Enesco	D	-2.86	0.20	EQT	Eqt	A	2.38	0.20
2014-03-03	TRV	Travelers Companies	C	-1.85	0.10	ALL	Allstate	A	2.40	0.10
2014-03-03	NOV	National Oilwell Varco	C	-1.85	-0.20	BHI	Baker Hughes	A	2.26	-0.20
2014-03-03	AXLL	Axiall Corporation	D	-2.86	0.40	LYB	Lyondellbasell Industries	A	2.40	0.40
2014-03-03	GIS	General Mills	C	-1.84	0.60	TSN	Tyson Foods	A	2.43	0.60
2014-03-03	GWW	Ww Grainger	C	-1.85	0.40	ROP	Roper Technologies	A	2.41	0.40
2014-03-03	QEP	Qep Resources	C	-1.86	0.10	RRC	Range Resources	A	2.19	0.10
2014-03-03	DGX	Quest Diagnostics	D	-2.86	0.10	FRX	Forest Laboratories	A	2.56	0.10
2014-03-03	LOW	Lowe's Companies	C	-1.84	0.80	FOXA	Twenty-first Century Fox	A	2.45	0.80
2014-03-03	MCD	Mcdonald's	D	-2.85	0.40	WYNN	Wynn Resorts	A	2.44	0.40
2014-03-03	F	Ford Motor	C	-1.86	-0.40	SNA	Snap-on	A	2.39	-0.40
2014-03-03	OXY	Occidental Petroleum	C	-1.84	2.10	CAM	Cameron International Corp.	A	2.19	2.10
2014-03-03	PG	Procter & Gamble	C	-1.85	1.70	GT	Goodyear Tire & Rubber	A	2.37	1.70
2014-03-03	PGR	Progressive	C	-1.86	-0.40	EFX	Equifax	A	2.39	-0.40
2014-03-03	RL	Ralph Lauren	D	-2.85	0.00	NWL	Newell Brands	A	2.31	0.00
2014-03-03	ROST	Ross Stores	C	-1.85	0.10	SWY	Safeway Inc	A	2.42	0.10
2014-03-03	T	At&t	D	-2.85	-0.60	FTR	Frontier Communications	A	2.21	-0.60
2014-03-03	CHRW	C.h.robinson Worldwide	D	-2.85	-0.20	CTAS	Cintas	A	2.37	-0.20
2014-03-03	PXD	Pioneer Natural Resources	C	-1.85	-0.30	DVN	Devon Energy	A	2.18	-0.30
2014-03-03	CSCO	Cisco Systems	C	-1.86	1.30	CSC	Computer Sciences	A	2.46	1.30
2014-03-03	WFM	Whole Foods Market	C	-1.86	-0.10	WAG	Walgreens Boots Alliance	A	2.38	-0.10
2014-03-03	KSS	Kohl's	C	-1.84	-0.20	HRB	H.& R.block	A	2.37	-0.20
2014-03-03	SBUX	Starbucks	C	-1.86	0.90	KMX	Carmax	A	2.32	0.90
2014-03-03	PEP	Pepsico	C	-1.85	0.00	GPC	Genuine Parts	A	2.30	0.00
2014-03-03	TWX	Time Warner	C	-1.84	4.00	VIAB	Viacom	A	2.32	4.00
2014-03-03	COST	Costco Wholesale	C	-1.85	0.80	OMC	Omnicom	A	2.31	0.80
2014-03-03	DO	Diamond Offshore Drilling	D	-2.89	-0.10	COG	Cabot Oil & Gas	A	2.18	-0.10
2014-03-03	AXS	Axis Capital	C	-1.85	0.10	MCO	Moody's	A	2.38	0.10
2014-03-03	CTXS	Citrix Systems	D	-2.87	0.30	YHOO	Yahoo	A	2.43	0.30
2014-03-03	VZ	Verizon Communications	D	-2.84	2.70	BSX	Boston Scientific	A	2.43	2.70
2014-03-03	PM	Philip Morris International	D	-2.85	1.50	CCE	Coca-Cola Enterprises	A	2.29	1.50
2014-03-03	CVX	Chevron	C	-1.85	0.60	HPQ	Hewlett-Packard	A	2.42	0.60
2014-03-03	GM	General Motors	C	-1.85	2.50	NKE	Nike	A	2.28	2.50
2014-03-03	AEGR	Aegerion Pharmaceuticals	C	-1.91	0.10	MYL	Mylan N.V.	A	2.53	0.10
2014-03-03	LULU	Lululemon Athletica	D	-2.89	0.20	HRL	Hormel Foods	A	2.27	0.20
2014-03-03	KMI	Kinder Morgan	D	-2.87	-0.10	TMO	Thermo Fisher Scientific	A	2.41	-0.10

Date	Ticker	Name	R	SM	W (%)	Ticker	Name	R	SM	W (%)
2014-03-03	WPX	Wpx Energy	C	-1.88	-0.20	PBI	Pitney Bowes	A	2.41	-0.20
2014-04-01	THI	Restaurant Brands International	C	-1.84	-0.10	PBI	Pitney Bowes	A	2.41	-0.10
2014-04-01	APC	Anadarko Petroleum	D	-2.85	0.30	HP	Helmerich & Payne	A	2.46	0.30
2014-04-01	BBY	Best Buy	C	-1.90	0.10	TRIP	Tripadvisor	A	2.65	0.10
2014-04-01	CB	Chubb Corp	D	-2.85	-0.10	GNW	Genworth Financial	A	2.72	-0.10
2014-04-01	CELG	Celgene	C	-1.85	1.10	FRX	Forest Laboratories	A	2.54	1.10
2014-04-01	CL	Colgate-palmolive	C	-1.84	0.70	KORS	Michael Kors	A	2.66	0.70
2014-04-01	CLF	Cliffs Natural Resources	C	-1.88	-0.40	PPG	Ppg Industries	A	2.45	-0.40
2014-04-01	CLX	Clorox	C	-1.85	-0.20	DLPH	Delphi Automotive	A	2.59	-0.20
2014-04-01	YUM	Yum Brands	C	-1.84	0.40	SWY	Safeway Inc	A	2.42	0.40
2014-04-01	CME	Cme	C	-1.86	0.00	ETFC	Etrade Financial	A	2.48	0.00
2014-04-01	ED	Consolidated Edison	D	-2.85	-0.30	ES	Eversource Energy	A	2.25	-0.30
2014-04-01	EMR	Emerson Electric	C	-1.84	0.50	ROP	Roper Technologies	A	2.41	0.50
2014-04-01	ESV	Enesco	D	-2.86	0.20	EQT	Eqst	A	2.37	0.20
2014-04-01	TRV	Travelers Companies	C	-1.85	0.30	DFS	Discover Financial Services	A	2.43	0.30
2014-04-01	NOV	National Oilwell Varco	C	-1.85	-0.20	BHI	Baker Hughes	A	2.27	-0.20
2014-04-01	GWW	Ww Grainger	C	-1.85	0.30	R	Ryder System	A	2.41	0.30
2014-04-01	KO	Coca-cola	D	-2.85	0.60	MHK	Mohawk Industries	A	2.56	0.60
2014-04-01	MO	Altria	C	-1.84	-0.40	TSN	Tyson Foods	A	2.48	-0.40
2014-04-01	F	Ford Motor	C	-1.85	-0.10	SNA	Snap-on	A	2.40	-0.10
2014-04-01	PG	Procter & Gamble	C	-1.84	1.70	GT	Goodyear Tire & Rubber	A	2.38	1.70
2014-04-01	PGR	Progressive	D	-2.86	-0.30	ALL	Allstate	A	2.42	-0.30
2014-04-01	ROST	Ross Stores	C	-1.85	0.10	WYNN	Wynn Resorts	A	2.41	0.10
2014-04-01	CHRW	C.h.robinson Worldwide	D	-2.85	-0.10	CTAS	Cintas	A	2.37	-0.10
2014-04-01	CSCO	Cisco Systems	C	-1.85	1.40	HPQ	Hewlett-Packard	A	2.47	1.40
2014-04-01	GS	Goldman Sachs	C	-1.85	0.50	MCO	Moody's	A	2.40	0.50
2014-04-01	DISCA	Discovery Communications	C	-1.85	-0.10	WAG	Walgreens Boots Alliance	A	2.37	-0.10
2014-04-01	NFLX	Netflix	C	-1.87	-0.10	HRB	H.& R.block	A	2.36	-0.10
2014-04-01	WFM	Whole Foods Market	C	-1.87	-0.10	VIAB	Viacom	A	2.32	-0.10
2014-04-01	SBUX	Starbucks	C	-1.85	0.90	OMC	Omnicom	A	2.30	0.90
2014-04-01	TWX	Time Warner	C	-1.84	3.80	DTV	DIRECTV	A	2.30	3.80
2014-04-01	COST	Costco Wholesale	C	-1.85	0.80	CAH	Cardinal Health	A	2.30	0.80
2014-04-01	DO	Diamond Offshore Drilling	D	-2.89	-0.10	FSLR	First Solar	A	2.25	-0.10
2014-04-01	AXS	Axis Capital	C	-1.85	0.10	EFX	Equifax	A	2.39	0.10
2014-04-01	CTXS	Citrix Systems	D	-2.84	0.30	CSC	Computer Sciences	A	2.46	0.30
2014-04-01	BTU	Peabody Energy Corp	D	-2.86	-0.10	LYB	Lyondellbasell Industries	A	2.40	-0.10
2014-04-01	VZ	Verizon Communications	D	-2.84	3.00	FTR	Frontier Communications	A	2.25	3.00
2014-04-01	PM	Philip Morris International	D	-2.85	1.50	GMCR	Keurig Green Mountain	A	2.31	1.50
2014-04-01	CVX	Chevron	D	-2.84	0.60	NFX	Newfield Exploration	A	2.22	0.60
2014-04-01	GM	General Motors	C	-1.86	2.40	NWL	Newell Brands	A	2.30	2.40
2014-04-01	AEGR	Aegerion Pharmaceuticals	C	-1.92	0.00	MYL	Mylan N.V.	A	2.47	0.00
2014-04-01	LULU	Lululemon Athletica	D	-2.88	0.10	GPC	Genuine Parts	A	2.30	0.10
2014-04-01	SNI	Scripps Networks Interactive	C	-1.85	-0.40	TIF	Tiffany	A	2.29	-0.40
2014-04-01	KMI	Kinder Morgan	D	-2.87	-0.10	WMB	Williams Companies	A	2.21	-0.10
2014-04-01	WPX	Wpx Energy	C	-1.87	-0.20	DVN	Devon Energy	A	2.19	-0.20
2014-05-01	MET	Metlife	C	-1.84	0.60	GNW	Genworth Financial	A	2.73	0.60
2014-05-01	AFL	Aflac	C	-1.84	0.20	ALL	Allstate	A	2.42	0.20
2014-05-01	AMD	Advanced Micro Devices	C	-1.84	-0.20	HPQ	Hewlett-Packard	A	2.46	-0.20
2014-05-01	BA	Boeing	C	-1.85	-0.70	R	Ryder System	A	2.41	-0.70
2014-05-01	BEN	Franklin Resources	C	-1.85	-0.20	DFS	Discover Financial Services	A	2.40	-0.20

Date	Ticker	Name	R	SM	W (%)	Ticker	Name	R	SM	W (%)
2014-05-01	CELG	Celgene	C	-1.85	1.10	GILD	Gilead Sciences	A	2.73	1.10
2014-05-01	CI	Cigna	C	-1.85	-0.10	FRX	Forest Laboratories	A	2.54	-0.10
2014-05-01	CLF	Cliffs Natural Resources	C	-1.90	-0.40	PPG	Ppg Industries	A	2.44	-0.40
2014-05-01	OMG	OM Group	C	-1.87	-0.20	LYB	Lyondellbasell Industries	A	2.42	-0.20
2014-05-01	CME	Cme	C	-1.86	0.20	EFX	Equifax	A	2.40	0.20
2014-05-01	EMR	Emerson Electric	C	-1.84	0.80	FISV	Fiserv	A	2.38	0.80
2014-05-01	ESV	Ensco	D	-2.87	0.10	HP	Helmerich & Payne	A	2.45	0.10
2014-05-01	GWW	Ww Grainger	D	-2.85	0.10	CTAS	Cintas	A	2.36	0.10
2014-05-01	MS	Morgan Stanley	C	-1.84	1.20	MCO	Moody's	A	2.38	1.20
2014-05-01	JEC	Jacobs Engineering	C	-1.86	0.20	AME	Ametek	A	2.35	0.20
2014-05-01	MCRS	Micros Systems	C	-1.85	-0.10	CSC	Computer Sciences	A	2.44	-0.10
2014-05-01	F	Ford Motor	C	-1.85	-0.10	KORS	Michael Kors	A	2.64	-0.10
2014-05-01	ROST	Ross Stores	C	-1.86	0.10	TRIP	Tripadvisor	A	2.57	0.10
2014-05-01	EQY	Equity One Reit	D	-2.84	0.00	HBAN	Huntington Bancshares	A	2.33	0.00
2014-05-01	TJX	Tjx Companies	C	-1.85	0.60	SWY	Safeway Inc	A	2.43	0.60
2014-05-01	AMZN	Amazon.com	C	-1.87	0.70	WAG	Walgreens Boots Alliance	A	2.39	0.70
2014-05-01	MTD	Mettler Toledo International	C	-1.85	0.00	PNR	Pentair	A	2.33	0.00
2014-05-01	VRTX	Vertex Pharmaceuticals	D	-2.87	0.50	MYL	Mylan N.V.	A	2.48	0.50
2014-05-01	ATML	Atmel Corp	C	-1.86	0.10	PBI	Pitney Bowes	A	2.43	0.10
2014-05-01	GS	Goldman Sachs	C	-1.85	0.50		Berkshire Hathaway B	A	2.33	0.50
2014-05-01	DISCA	Discovery Communications	C	-1.86	-0.10	WYNN	Wynn Resorts	A	2.37	-0.10
2014-05-01	WFM	Whole Foods Market	C	-1.87	-0.10	HRB	H.& R.block	A	2.33	-0.10
2014-05-01	BBBY	Bed Bath & Beyond	D	-2.87	-0.10	DTV	DIRECTV	A	2.31	-0.10
2014-05-01	SBUX	Starbucks	C	-1.86	0.60	TIF	Tiffany	A	2.29	0.60
2014-05-01	ACN	Accenture Cl A	C	-1.84	1.30	TEL	Te Connectivity	A	2.33	1.30
2014-05-01	TWX	Time Warner	C	-1.84	3.80	IPG	Interpublic Group Of Companies	A	2.28	3.80
2014-05-01	MA	Mastercard	C	-1.85	-0.10	LM	Legg Mason	A	2.31	-0.10
2014-05-01	COST	Costco Wholesale	C	-1.85	0.70	OMC	Omnicom	A	2.28	0.70
2014-05-01	AXS	Axis Capital	C	-1.85	0.10	UNM	Unum	A	2.30	0.10
2014-05-01	CTXS	Citrix Systems	D	-2.84	0.30	HRS	Harris	A	2.37	0.30
2014-05-01	C	Citigroup	D	-2.86	1.50	MTB	M&t Bank	A	2.30	1.50
2014-05-01	HIG	The Hartford Financial Services	C	-1.84	0.10	NDAQ	Nasdaq	A	2.29	0.10
2014-05-01	PRU	Prudential Financial	C	-1.85	0.50	KEY	Keycorp	A	2.29	0.50
2014-05-01	VZ	Verizon Communications	D	-2.84	3.40	FTR	Frontier Communications	A	2.26	3.40
2014-05-01	ADP	Automatic Data Processing	C	-1.84	-0.20	LLL	L-3 Communications	A	2.32	-0.20
2014-05-01	ASML	Asml	C	-1.86	0.50	SNDK	Sandisk Corp	A	2.36	0.50
2014-05-01	GM	General Motors	C	-1.86	2.70	DLPH	Delphi Automotive	A	2.57	2.70
2014-05-01	V	Visa	C	-1.85	1.30	JPM	Jpmorgan Chase	A	2.28	1.30
2014-05-01	LULU	Lululemon Athletica	D	-2.90	0.10					
2014-05-01	SNI	Scripps Networks Interactive	C	-1.85	-0.50	CAH	Cardinal Health	A	2.28	-0.50
2014-05-01	KMI	Kinder Morgan	D	-2.87	-0.10	BHI	Baker Hughes	A	2.29	-0.10
2014-05-01	VNTV	Vantiv	C	-1.86	-0.20	FLIR	Flir Systems	A	2.31	-0.20
2014-05-01	FOXA	Twenty-first Century Fox	C	-1.85	0.50	DNB	Dun & Bradstreet	A	2.28	0.50
2014-06-02	THI	Restaurant Brands International	C	-1.84	-0.20	LYB	Lyondellbasell Industries	A	2.45	-0.20
2014-06-02	AFL	Aflac	C	-1.85	0.20	GNW	Genworth Financial	A	2.70	0.20
2014-06-02	ALTR	Altera Corp.	C	-1.85	0.10	HPQ	Hewlett-Packard	A	2.48	0.10
2014-06-02	BAC	Bank Of America	C	-1.86	2.10	DFS	Discover Financial Services	A	2.43	2.10
2014-06-02	CELG	Celgene	C	-1.84	1.10	GILD	Gilead Sciences	A	2.75	1.10
2014-06-02	CERN	Cerner	C	-1.86	0.00	CSC	Computer Sciences	A	2.46	0.00
2014-06-02	CLF	Cliffs Natural Resources	D	-2.91	-0.20					

Date	Ticker	Name	R	SM	W (%)	Ticker	Name	R	SM	W (%)
2014-06-02	OMG	OM Group	C	-1.86	-0.20	PPG	Ppg Industries	A	2.46	-0.20
2014-06-02	RIG	Transocean	D	-2.88	-0.10	HP	Helmerich & Payne	A	2.46	-0.10
2014-06-02	ATHN	Athenahealth	C	-1.90	0.00	PBI	Pitney Bowes	A	2.45	0.00
2014-06-02	CME	Cme	C	-1.86	0.30	MCO	Moody's	A	2.42	0.30
2014-06-02	ESV	Enesco	D	-2.86	0.10	NBR	Nabors Industries	A	2.30	0.10
2014-06-02	STT	State Street	D	-2.86	0.70	EFX	Equifax	A	2.40	0.70
2014-06-02	HD	The Home Depot	C	-1.84	1.80	SWY	Safeway Inc	A	2.43	1.80
2014-06-02	HSY	The Hershey	C	-1.85	-0.90	KORS	Michael Kors	A	2.65	-0.90
2014-06-02	CRM	Salesforce.com	C	-1.87	-0.30	SNDK	Sandisk Corp	A	2.41	-0.30
2014-06-02	LOW	Lowe's Companies	C	-1.84	0.70	WAG	Walgreens Boots Alliance	A	2.41	0.70
2014-06-02	MAS	Masco	C	-1.85	0.50	R	Ryder System	A	2.43	0.50
2014-06-02	MCRS	Micros Systems	C	-1.85	-0.00	HRS	Harris	A	2.39	-0.00
2014-06-02	F	Ford Motor	C	-1.85	-0.30	DLPH	Delphi Automotive	A	2.58	-0.30
2014-06-02	PFE	Pfizer	C	-1.85	-0.30	FRX	Forest Laboratories	A	2.56	-0.30
2014-06-02	RL	Ralph Lauren	D	-2.86	0.10	TSN	Tyson Foods	A	2.48	0.10
2014-06-02	TER	Teradyne	C	-1.85	0.30	GOOGL	Google Class A	A	2.34	0.30
2014-06-02	TJX	Tjx Companies	C	-1.86	0.60	WYNN	Wynn Resorts	A	2.39	0.60
2014-06-02	TOL	Toll Brothers	C	-1.85	0.10	WHR	Whirlpool	A	2.44	0.10
2014-06-02	AMZN	Amazon.com	C	-1.87	0.70	TIF	Tiffany	A	2.33	0.70
2014-06-02	MTD	Mettler Toledo International	C	-1.84	0.00	CTAS	Cintas	A	2.39	0.00
2014-06-02	XLNX	Xilinx	C	-1.86	0.20	AMAT	Applied Materials	A	2.32	0.20
2014-06-02	VRTX	Vertex Pharmaceuticals	D	-2.86	0.50	AGN	Allergan	A	2.33	0.50
2014-06-02	EBAY	Ebay	C	-1.86	0.40	DTV	DIRECTV	A	2.32	0.40
2014-06-02	CBS	Cbs	C	-1.85	0.20	IPG	Interpublic Group Of Companies	A	2.31	0.20
2014-06-02	GS	Goldman Sachs	C	-1.85	0.50	HBAN	Huntington Bancshares	A	2.34	0.50
2014-06-02	REGN	Regeneron Pharmaceuticals	C	-1.85	-0.10	ESRX	Express Scripts	A	2.33	-0.10
2014-06-02	BBBY	Bed Bath & Beyond	D	-2.87	-0.10	CAH	Cardinal Health	A	2.30	-0.10
2014-06-02	SBUX	Starbucks	C	-1.85	0.70	AN	Autonation	A	2.28	0.70
2014-06-02	MX	Methanex	C	-1.87	0.20	ECL	Ecolab	A	2.38	0.20
2014-06-02	ACN	Accenture Cl A	C	-1.84	1.30	FISV	Fiserv	A	2.37	1.30
2014-06-02	BMJ	Bristol-myers Squibb	C	-1.86	1.60	STJ	St Jude Medical Inc	A	2.30	1.60
2014-06-02	MA	Mastercard	C	-1.85	-0.10	LM	Legg Mason	A	2.33	-0.10
2014-06-02	COST	Costco Wholesale	C	-1.85	0.80	DNB	Dun & Bradstreet	A	2.27	0.80
2014-06-02	C	Citigroup	D	-2.86	1.40		Berkshire Hathaway B	A	2.32	1.40
2014-06-02	AMCX	Amc Networks	C	-1.87	-0.20	EXPE	Expedia	A	2.26	-0.20
2014-06-02	TGT	Target	D	-2.87	-0.10	HOT	Strw Htl Res Wrlwd	A	2.25	-0.10
2014-06-02	PRU	Prudential Financial	C	-1.85	0.50	UNM	Unum	A	2.31	0.50
2014-06-02	ASML	Asml	C	-1.85	0.40	GRMN	Garmin	A	2.30	0.40
2014-06-02	GM	General Motors	D	-2.86	2.70	SNA	Snap-on	A	2.41	2.70
2014-06-02	V	Visa	C	-1.85	1.30	MTB	M&t Bank	A	2.30	1.30
2014-06-02	LULU	Lululemon Athletica	D	-2.90	0.10					
2014-06-02	SNI	Scripps Networks Interactive	C	-1.85	-0.50	NLSN	Nielsen	A	2.25	-0.50
2014-06-02	KMI	Kinder Morgan	D	-2.86	-0.10	BHI	Baker Hughes	A	2.29	-0.10
2014-06-02	FBHS	Fortune Brands Home & Security	C	-1.86	0.10	AME	Ametek	A	2.35	0.10
2014-06-02	DNKN	Dunkin' Brands	C	-1.85	0.10	AZO	Autozone	A	2.24	0.10
2014-07-01	THI	Restaurant Brands International	C	-1.84	-0.20	HP	Helmerich & Payne	A	2.50	-0.20
2014-07-01	AFL	Aflac	C	-1.85	0.20	GNW	Genworth Financial	A	2.71	0.20
2014-07-01	CTSH	Cognizant Technology Solutions	C	-1.85	0.30	HPQ	Hewlett-Packard	A	2.49	0.30
2014-07-01	ALTR	Altera Corp.	C	-1.84	0.10	CSC	Computer Sciences	A	2.47	0.10
2014-07-01	DRI	Darden Restaurants	D	-2.85	-0.20	SWY	Safeway Inc	A	2.43	-0.20
2014-07-01	BAC	Bank Of America	C	-1.85	2.10	DFS	Discover Financial Services	A	2.45	2.10
2014-07-01	SAM	Boston Beer	C	-1.85	-0.20	KORS	Michael Kors	A	2.62	-0.20

Date	Ticker	Name	R	SM	W (%)	Ticker	Name	R	SM	W (%)
2014-07-01	CERN	Cerner	C	-1.86	0.00	SNDK	Sandisk Corp	A	2.44	0.00
2014-07-01	CLF	Cliffs Natural Resources	D	-2.91	-0.20					
2014-07-01	CME	Cme	D	-2.86	0.30	MCO	Moody's	A	2.44	0.30
2014-07-01	STT	State Street	D	-2.85	0.70	EFX	Equifax	A	2.41	0.70
2014-07-01	HD	The Home Depot	C	-1.84	1.10	WAG	Walgreens Boots Alliance	A	2.42	1.10
2014-07-01	HSY	The Hershey	C	-1.85	-0.50	DLPH	Delphi Automotive	A	2.59	-0.50
2014-07-01	IBM	IBM	C	-1.84	-0.20	PBI	Pitney Bowes	A	2.44	-0.20
2014-07-01	AMTD	Td Ameritrade	C	-1.85	0.10	HBAN	Huntington Bancshares	A	2.35	0.10
2014-07-01	CRM	Salesforce.com	C	-1.85	-0.40	HRS	Harris	A	2.38	-0.40
2014-07-01	LOW	Lowe's Companies	C	-1.84	0.80	WYNN	Wynn Resorts	A	2.38	0.80
2014-07-01	MAS	Masco	C	-1.84	0.50	R	Ryder System	A	2.44	0.50
2014-07-01	PFE	Pfizer	C	-1.85	-0.30	STJ	St Jude Medical Inc	A	2.33	-0.30
2014-07-01	RL	Ralph Lauren	D	-2.85	0.20	WHR	Whirlpool	A	2.43	0.20
2014-07-01	TER	Teradyne	C	-1.84	0.40	AMAT	Applied Materials	A	2.36	0.40
2014-07-01	TJX	Tjx Companies	C	-1.86	0.70	DTV	DIRECTV	A	2.33	0.70
2014-07-01	TOL	Toll Brothers	C	-1.84	0.10	SNA	Snap-on	A	2.41	0.10
2014-07-01	AMZN	Amazon.com	C	-1.86	0.70	IPG	Interpublic Group Of Companies	A	2.32	0.70
2014-07-01	XLNX	Xilinx	C	-1.85	0.20	GOOGL	Google Class A	A	2.35	0.20
2014-07-01	EBAY	Ebay	D	-2.86	0.10	CAH	Cardinal Health	A	2.30	0.10
2014-07-01	CBS	Cbs	C	-1.84	0.20	AN	Autonation	A	2.29	0.20
2014-07-01	NKE	Nike	C	-1.84	-0.30	GT	Goodyear Tire & Rubber	A	2.39	-0.30
2014-07-01	GS	Goldman Sachs	C	-1.84	0.50	LM	Legg Mason	A	2.34	0.50
2014-07-01	REGN	Regeneron Pharmaceuticals	C	-1.85	-0.20	ESRX	Express Scripts	A	2.32	-0.20
2014-07-01	HBHC	Hancock	C	-1.84	-0.10		Berkshire Hathaway B	A	2.32	-0.10
2014-07-01	WFM	Whole Foods Market	D	-2.90	-0.10					
2014-07-01	KSS	Kohl's	C	-1.85	-0.10	DNB	Dun & Bradstreet	A	2.29	-0.10
2014-07-01	BBBY	Bed Bath & Beyond	D	-2.88	-0.10	EXPE	Expedia	A	2.28	-0.10
2014-07-01	BMRN	Biomarin Pharmaceutical	D	-2.87	0.10	AGN	Allergan	A	2.32	0.10
2014-07-01	MX	Methanex	C	-1.86	0.20	PPG	Ppg Industries	A	2.48	0.20
2014-07-01	BMY	Bristol-myers Squibb	C	-1.86	1.50	HSP	Hospira	A	2.29	1.50
2014-07-01	MA	Mastercard	C	-1.85	-0.10	UNM	Unum	A	2.32	-0.10
2014-07-01	C	Citigroup	D	-2.84	1.40	MTB	M&t Bank	A	2.31	1.40
2014-07-01	AMCX	Amc Networks	D	-2.87	-0.20	HOT	Strw Htl Res Wrlwd	A	2.26	-0.20
2014-07-01	TGT	Target	D	-2.87	-0.10	NLSN	Nielsen	A	2.25	-0.10
2014-07-01	V	Visa	C	-1.85	1.30	NDAQ	Nasdaq	A	2.31	1.30
2014-07-01	LULU	Lululemon Athletica	D	-2.91	0.00					
2014-07-01	FBHS	Fortune Brands Home & Security	C	-1.86	0.30	CTAS	Cintas	A	2.40	0.30
2014-07-01	DNKN	Dunkin' Brands	C	-1.85	0.10	NFLX	Netflix	A	2.25	0.10
2014-08-01	THI	Restaurant Brands International	C	-1.83	-0.20	ECL	Ecolab	A	2.38	-0.20
2014-08-01	AFL	Aflac	C	-1.85	0.20	DFS	Discover Financial Services	A	2.43	0.20
2014-08-01	CTSH	Cognizant Technology Solutions	C	-1.85	0.20	HPQ	Hewlett-Packard	A	2.50	0.20
2014-08-01	VLO	Valero Energy	C	-1.86	0.40	HP	Helmerich & Payne	A	2.45	0.40
2014-08-01	DRI	Darden Restaurants	D	-2.85	-0.20	SWY	Safeway Inc	A	2.43	-0.20
2014-08-01	BAC	Bank Of America	C	-1.86	2.10	EFX	Equifax	A	2.43	2.10
2014-08-01	SAM	Boston Beer	C	-1.85	-0.20	DLPH	Delphi Automotive	A	2.57	-0.20
2014-08-01	BMS	Bemis	C	-1.84	-0.20	R	Ryder System	A	2.43	-0.20
2014-08-01	CLF	Cliffs Natural Resources	D	-2.90	-0.30	LYB	Lyondellbasell Industries	A	2.48	-0.30
2014-08-01	OMG	OM Group	D	-2.87	-0.10	PPG	Ppg Industries	A	2.45	-0.10
2014-08-01	D	Dominion Resources	C	-1.85	0.30	SRE	Sempra Energy	A	2.33	0.30
2014-08-01	DE	Deere	C	-1.85	-0.00	CTAS	Cintas	A	2.39	-0.00
2014-08-01	EMR	Emerson Electric	C	-1.85	0.60	FISV	Fiserv	A	2.38	0.60

Date	Ticker	Name	R	SM	W (%)	Ticker	Name	R	SM	W (%)
2014-08-01	EQT	Eq	C	-1.86	0.40	XEC	Cimarex Energy	A	2.35	0.40
2014-08-01	FAST	Fastenal	C	-1.85	-0.00	TEL	Te Connectivity	A	2.34	-0.00
2014-08-01	HSY	The Hershey	C	-1.86	-0.50	KORS	Michael Kors	A	2.57	-0.50
2014-08-01	IBM	IBM	C	-1.84	0.50	CSC	Computer Sciences	A	2.46	0.50
2014-08-01	AMTD	Td Ameritrade	C	-1.85	0.10	MCO	Moody's	A	2.43	0.10
2014-08-01	LLTC	Linear Technology	C	-1.85	-0.30	PBI	Pitney Bowes	A	2.43	-0.30
2014-08-01	LOW	Lowe's Companies	C	-1.84	0.80	WAG	Walgreens Boots Alliance	A	2.40	0.80
2014-08-01	MAS	Masco	C	-1.85	0.40	AME	Ametek	A	2.32	0.40
2014-08-01	MCD	McDonald's	C	-1.85	-0.00	WYNN	Wynn Resorts	A	2.38	-0.00
2014-08-01	PEG	Public Service Enterprise	C	-1.86	-0.20	POM	Pepco Holdings	A	2.25	-0.20
2014-08-01	PFE	Pfizer	C	-1.85	-0.40	ESRX	Express Scripts	A	2.33	-0.40
2014-08-01	PG	Procter & Gamble	C	-1.84	1.40	WHR	Whirlpool	A	2.44	1.40
2014-08-01	RL	Ralph Lauren	D	-2.84	0.30	SNA	Snap-on	A	2.42	0.30
2014-08-01	RTN	Raytheon	C	-1.85	-0.60	APH	Amphenol	A	2.31	-0.60
2014-08-01	SWN	Southwestern Energy	C	-1.86	0.10	NBR	Nabors Industries	A	2.31	0.10
2014-08-01	TER	Teradyne	C	-1.85	0.40	HRS	Harris	A	2.34	0.40
2014-08-01	TJX	Tjx Companies	C	-1.86	0.80	DTV	DIRECTV	A	2.33	0.80
2014-08-01	WMT	Wal-mart Stores	C	-1.85	-0.40	IPG	Interpublic Group Of Companies	A	2.32	-0.40
2014-08-01	MRVL	Marvell Technology	C	-1.86	0.20	GOOGL	Google Class A	A	2.34	0.20
2014-08-01	XLNX	Xilinx	C	-1.87	0.50	GRMN	Garmin	A	2.28	0.50
2014-08-01	BSX	Boston Scientific	C	-1.85	0.90	AGN	Allergan	A	2.31	0.90
2014-08-01	HBHC	Hancock	C	-1.86	-0.10	COF	Capital One Financial	A	2.33	-0.10
2014-08-01	UP-LMQ	Ultra Petroleum	C	-1.87	-0.10	BHI	Baker Hughes	A	2.29	-0.10
2014-08-01	WFM	Whole Foods Market	D	-2.90	-0.10	CAH	Cardinal Health	A	2.31	0.00
2014-08-01	KSS	Kohl's	C	-1.85	0.00	EXPE	Expedia	A	2.29	-0.10
2014-08-01	BBBY	Bed Bath & Beyond	D	-2.87	-0.10	AA	Alcoa	A	2.36	0.20
2014-08-01	MX	Methanex	C	-1.86	0.20	NDAQ	Nasdaq	A	2.33	0.10
2014-08-01	WSH	Willis Group Holdings	D	-2.85	0.10	STJ	St Jude Medical Inc	A	2.31	1.50
2014-08-01	BMJ	Bristol-myers Squibb	C	-1.85	1.50		Berkshire Hathaway B	A	2.32	0.30
2014-08-01	AXS	Axis Capital	C	-1.84	0.30	DNB	Dun & Bradstreet	A	2.28	-0.20
2014-08-01	AMCX	Amc Networks	D	-2.87	-0.20					
2014-08-01	LULU	Lululemon Athletica	D	-2.92	0.10					
2014-08-01	FBHS	Fortune Brands Home & Security	D	-2.87	0.50	OI	Owens Illinois Rg	A	2.30	0.50
2014-08-01	MPC	Marathon Petroleum	C	-1.86	0.10	WMB	Williams Companies	A	2.28	0.10
2014-08-01	DNKN	Dunkin' Brands	C	-1.86	0.10	AN	Autonation	A	2.26	0.10
2014-09-01	AEE	Ameren	C	-1.84	-0.20	SRE	Sempra Energy	A	2.36	-0.20
2014-09-01	FLR	Fluor	C	-1.85	1.30	R	Ryder System	A	2.45	1.30
2014-09-01	AFL	Aflac	C	-1.85	0.10	MCO	Moody's	A	2.46	0.10
2014-09-01	ROK	Rockwell Automation	C	-1.85	-0.50	CTAS	Cintas	A	2.41	-0.50
2014-09-01	VLO	Valero Energy	C	-1.85	0.60	HP	Helmerich & Payne	A	2.45	0.60
2014-09-01	DRI	Darden Restaurants	D	-2.85	-0.20	SWY	Safeway Inc	A	2.43	-0.20
2014-09-01	SAM	Boston Beer	C	-1.85	-0.20	DLPH	Delphi Automotive	A	2.59	-0.20
2014-09-01	BMS	Bemis	C	-1.84	-0.20	FISV	Fiserv	A	2.40	-0.20
2014-09-01	LPT	Liberty Property Trust	C	-1.85	0.00	DFS	Discover Financial Services	A	2.45	0.00
2014-09-01	CBT	Cabot	C	-1.85	-0.10	LYB	Lyondellbasell Industries	A	2.52	-0.10
2014-09-01	CLF	Cliffs Natural Resources	D	-2.91	-0.20					
2014-09-01	OMG	OM Group	D	-2.87	-0.10	PPG	Ppg Industries	A	2.47	-0.10
2014-09-01	D	Dominion Resources	C	-1.84	0.30	POM	Pepco Holdings	A	2.25	0.30
2014-09-01	DUK	Duke Energy	C	-1.84	-0.20	AEP	American Electric Power	A	2.24	-0.20
2014-09-01	ED	Consolidated Edison	C	-1.83	-0.30	GAS	AGL Resources	A	2.23	-0.30
2014-09-01	EMR	Emerson Electric	C	-1.84	0.50	AME	Ametek	A	2.35	0.50

Date	Ticker	Name	R	SM	W (%)	Ticker	Name	R	SM	W (%)
2014-09-01	EQT	Eq	C	-1.85	0.30	XEC	Cimarex Energy	A	2.37	0.30
2014-09-01	FAST	Fastenal	D	-2.85	-0.00	TEL	Te Connectivity	A	2.34	-0.00
2014-09-01	GE	General Electric	C	-1.85	-0.50	APH	Amphenol	A	2.33	-0.50
2014-09-01	AXLL	Axiall Corporation	C	-1.86	0.40	ECL	Ecolab	A	2.40	0.40
2014-09-01	HSY	The Hershey	C	-1.86	-0.30	KORS	Michael Kors	A	2.55	-0.30
2014-09-01	EMN	Eastman Chemical	C	-1.85	-0.10	AA	Alcoa	A	2.36	-0.10
2014-09-01	LLL	L3 Technologies	C	-1.86	0.30	NSC	Norfolk Southern	A	2.32	0.30
2014-09-01	LLTC	Linear Technology	C	-1.85	-0.40	HPQ	Hewlett-Packard	A	2.54	-0.40
2014-09-01	MCD	Mcdonald's	C	-1.85	-0.00	WYNN	Wynn Resorts	A	2.35	-0.00
2014-09-01	PEG	Public Service Enterprise	C	-1.85	-0.20	TEG	Integrays Energy	A	2.22	-0.20
2014-09-01	PFE	Pfizer	C	-1.85	-0.40	GILD	Gilead Sciences	A	2.99	-0.40
2014-09-01	RTN	Raytheon	C	-1.84	-0.60	GD	General Dynamics	A	2.31	-0.60
2014-09-01	T	At&t	C	-1.84	-0.80	FTR	Frontier Communications	A	2.30	-0.80
2014-09-01	SWN	Southwestern Energy	C	-1.86	0.10	NFX	Newfield Exploration	A	2.32	0.10
2014-09-01	WERN	Werner Enterprises	C	-1.85	-0.10	OI	Owens Illinois Rg	A	2.30	-0.10
2014-09-01	WMT	Wal-mart Stores	C	-1.84	-0.30	DTV	DIRECTV	A	2.34	-0.30
2014-09-01	MRVL	Marvell Technology	C	-1.86	0.20	CSC	Computer Sciences	A	2.44	0.20
2014-09-01	AIZ	Assurant	C	-1.84	-0.20	EFX	Equifax	A	2.44	-0.20
2014-09-01	XLNX	Xilinx	D	-2.87	0.30	PBI	Pitney Bowes	A	2.43	0.30
2014-09-01	BSX	Boston Scientific	C	-1.85	1.00	ESRX	Express Scripts	A	2.35	1.00
2014-09-01	UP-LMQ	Ultra Petroleum	C	-1.86	-0.10	NBR	Nabors Industries	A	2.31	-0.10
2014-09-01	CNX	Consol Energy	C	-1.86	0.10	IFF	International Flavors & Fragrances	A	2.30	0.10
2014-09-01	WFM	Whole Foods Market	D	-2.90	-0.30					
2014-09-01	WSH	Willis Group Holdings	D	-2.84	0.10		Berkshire Hathaway B	A	2.35	0.10
2014-09-01	BMJ	Bristol-myers Squibb	C	-1.85	1.40	MNK	Mallinckrodt	A	2.33	1.40
2014-09-01	AMCX	Amc Networks	D	-2.87	-0.20	IPG	Interpublic Group Of Companies	A	2.32	-0.20
2014-09-01	LULU	Lululemon Athletica	D	-2.91	0.40					
2014-09-01	MPC	Marathon Petroleum	C	-1.84	0.10	WMB	Williams Companies	A	2.30	0.10
2014-09-01	DNKN	Dunkin' Brands	D	-2.86	0.10	CAH	Cardinal Health	A	2.31	0.10
2014-10-01	AEE	Ameren	C	-1.84	-0.20	POM	Pepco Holdings	A	2.24	-0.20
2014-10-01	FLR	Fluor	D	-2.87	1.20	URI	United Rentals	A	2.64	1.20
2014-10-01	MET	Metlife	C	-1.85	0.70	DFS	Discover Financial Services	A	2.46	0.70
2014-10-01	AFL	Aflac	C	-1.86	0.20	MCO	Moody's	A	2.45	0.20
2014-10-01	ROK	Rockwell Automation	C	-1.86	-0.50	R	Ryder System	A	2.44	-0.50
2014-10-01	VLO	Valero Energy	C	-1.87	0.20	HP	Helmerich & Payne	A	2.40	0.20
2014-10-01	AMD	Advanced Micro Devices	C	-1.88	-0.20	HPQ	Hewlett-Packard	A	2.49	-0.20
2014-10-01	ASB	Associated Banc-corp	C	-1.85	-0.10	EFX	Equifax	A	2.41	-0.10
2014-10-01	BA	Boeing	D	-2.85	-0.30	CTAS	Cintas	A	2.43	-0.30
2014-10-01	SAM	Boston Beer	D	-2.86	-0.20	DLPH	Delphi Automotive	A	2.52	-0.20
2014-10-01	BDX	Becton Dickinson	C	-1.84	-0.20	MNK	Mallinckrodt	A	2.36	-0.20
2014-10-01	BEN	Franklin Resources	C	-1.84	-0.20		Berkshire Hathaway B	A	2.35	-0.20
2014-10-01	BMS	Bemis	C	-1.85	-0.20	FISV	Fiserv	A	2.40	-0.20
2014-10-01	CAT	Caterpillar	C	-1.85	-0.40	NSC	Norfolk Southern	A	2.32	-0.40
2014-10-01	LPT	Liberty Property Trust	C	-1.86	0.00	COF	Capital One Financial	A	2.34	0.00
2014-10-01	CBT	Cabot	C	-1.86	-0.10	LYB	Lyondellbasell Industries	A	2.48	-0.10
2014-10-01	CCK	Crown	C	-1.86	0.20	APH	Amphenol	A	2.32	0.20
2014-10-01	ADS	Alliance Data Systems	C	-1.86	0.50	TYC	Tyco International	A	2.28	0.50
2014-10-01	CLF	Cliffs Natural Resources	D	-2.94	-0.10					
2014-10-01	MON	Monsanto	C	-1.85	0.00	KORS	Michael Kors	A	2.50	0.00
2014-10-01	CMI	Cummins	C	-1.86	-0.20	COL	Rockwell Collins	A	2.27	-0.20
2014-10-01	OMG	OM Group	D	-2.88	-0.10	PPG	Ppg Industries	A	2.44	-0.10
2014-10-01	D	Dominion Resources	C	-1.84	0.30	AEP	American Electric Power	A	2.23	0.30

Date	Ticker	Name	R	SM	W (%)	Ticker	Name	R	SM	W (%)
2014-10-01	DHR	Danaher	C	-1.85	0.80	RHI	Robert Half International	A	2.25	0.80
2014-10-01	RIG	Transocean	D	-2.89	-0.10	XEC	Cimarex Energy	A	2.32	-0.10
2014-10-01	DOV	Dover	C	-1.85	-0.30	PWR	Quanta Services	A	2.23	-0.30
2014-10-01	MCHP	Microchip Technology	C	-1.85	-0.20	CSC	Computer Sciences	A	2.44	-0.20
2014-10-01	EMR	Emerson Electric	D	-2.85	0.70	UPS	United Parcel Service	A	2.22	0.70
2014-10-01	EQT	Eqst	C	-1.86	0.30	WMB	Williams Companies	A	2.28	0.30
2014-10-01	ESV	Ensco	D	-2.88	0.10	NFX	Newfield Exploration	A	2.25	0.10
2014-10-01	ETN	Eaton	D	-2.87	0.50	CHRW	C.h.robinson Worldwide	A	2.21	0.50
2014-10-01	BWA	Borgwarner	C	-1.87	-0.20	WHR	Whirlpool	A	2.43	-0.20
2014-10-01	FAST	Fastenal	D	-2.85	-0.00	SHW	Sherwin-williams	A	2.21	-0.00
2014-10-01	FCX	Freeport-mcmoran	C	-1.86	0.90	ECL	Ecolab	A	2.39	0.90
2014-10-01	NEE	Nextera Energy	C	-1.85	0.70	GAS	AGL Resources	A	2.22	0.70
2014-10-01	GE	General Electric	C	-1.85	-0.50	VMC	Vulcan Materials Co	A	2.21	-0.50
2014-10-01	AXLL	Axiall Corporation	C	-1.88	0.30	AA	Alcoa	A	2.34	0.30
2014-10-01	GIS	General Mills	C	-1.85	0.30	SNA	Snap-on	A	2.41	0.30
2014-10-01	HAR	Harman Ind Inc	C	-1.86	1.00	GMCR	Keurig Green Mountain	A	2.37	1.00
2014-10-01	HSY	The Hershey	D	-2.85	-0.30	GT	Goodyear Tire & Rubber	A	2.31	-0.30
2014-10-01	EMN	Eastman Chemical	C	-1.85	-0.20	SIAL	Sigma Aldrich	A	2.34	-0.20
2014-10-01	IR	Ingersoll-rand	C	-1.86	0.50	KSU	Kansas City Southern	A	2.20	0.50
2014-10-01	JCI	Johnson Controls	C	-1.86	0.00	HRL	Hormel Foods	A	2.30	0.00
2014-10-01	LLL	L3 Technologies	C	-1.85	0.50	WM	Waste Management	A	2.19	0.50
2014-10-01	KEY	Keycorp	C	-1.85	-0.20	LM	Legg Mason	A	2.34	-0.20
2014-10-01	LLTC	Linear Technology	C	-1.86	-0.40	SNDK	Sandisk Corp	A	2.40	-0.40
2014-10-01	NFG	National Fuel Gas	C	-1.85	-0.20	TEG	Integrlys Energy	A	2.21	-0.20
2014-10-01	ES	Eversource Energy	C	-1.84	-0.10	DTE	Dte Energy	A	2.20	-0.10
2014-10-01	ORCL	Oracle	C	-1.85	0.90	GOOGL	Google Class A	A	2.35	0.90
2014-10-01	OXY	Occidental Petroleum	C	-1.85	2.00	FSLR	First Solar	A	2.22	2.00
2014-10-01	PBCT	People's United Financial	C	-1.84	-0.10	NDAQ	Nasdaq	A	2.33	-0.10
2014-10-01	PCAR	Paccar	C	-1.86	1.00	JBL	Jabil Circuit	A	2.19	1.00
2014-10-01	PFE	Pfizer	D	-2.85	-0.40	AGN	Allergan	A	2.34	-0.40
2014-10-01	PHM	Pultegroup	C	-1.86	0.20	GPC	Genuine Parts	A	2.30	0.20
2014-10-01	SCG	Scana	C	-1.85	-0.40	NRG	Nrg Energy	A	2.19	-0.40
2014-10-01	SLB	Schlumberger	C	-1.86	3.10	TSO	Tesoro	A	2.22	3.10
2014-10-01	SPXC	Spx	C	-1.87	0.10	RSG	Republic Services	A	2.19	0.10
2014-10-01	STI	Suntrust Banks	C	-1.85	0.10	BK	Bank Of New York Mellon	A	2.31	0.10
2014-10-01	TMK	Torchmark	C	-1.84	-0.40	UNM	Unum	A	2.31	-0.40
2014-10-01	TOL	Toll Brothers	C	-1.86	0.10	MNST	Monster Beverage	A	2.29	0.10
2014-10-01	ALV	Autoliv	C	-1.86	-0.00	KMB	Kimberly-clark	A	2.28	-0.00
2014-10-01	SLG	Sl Green Realty	C	-1.85	-0.00	JPM	Jpmorgan Chase	A	2.30	-0.00
2014-10-01	WERN	Werner Enterprises	C	-1.85	-0.10	ROP	Roper Technologies	A	2.19	-0.10
2014-10-01	MRVL	Marvell Technology	C	-1.86	0.10	ADSK	Autodesk	A	2.28	0.10
2014-10-01	BBT	Bb&t	C	-1.85	0.50	MTB	M&t Bank	A	2.30	0.50
2014-10-01	EOG	Eog Resources	C	-1.86	0.30	HES	Hess	A	2.21	0.30
2014-10-01	XLNX	Xilinx	D	-2.87	0.10	BRCM	Broadcom Corp	A	2.26	0.10
2014-10-01	BSX	Boston Scientific	C	-1.86	1.10	ESRX	Express Scripts	A	2.33	1.10
2014-10-01	UP-LMQ	Ultra Petroleum	C	-1.87	-0.10	CAM	Cameron International Corp.	A	2.19	-0.10
2014-10-01	CNX	Consol Energy	C	-1.87	0.10	CF	Cf Industries	A	2.26	0.10
2014-10-01	WFM	Whole Foods Market	D	-2.90	-0.30					
2014-10-01	EWBC	East West Bancorp	C	-1.85	0.00	AMT	American Tower	A	2.23	0.00
2014-10-01	GPN	Global Payments	C	-1.84	-0.10	PAYX	Paychex	A	2.18	-0.10
2014-10-01	WSH	Willis Group Holdings	D	-2.84	0.20	CBG	Cbre	A	2.22	0.20
2014-10-01	O	Realty Income	C	-1.85	-0.00	HST	Host Hotels & Resorts	A	2.21	-0.00

Date	Ticker	Name	R	SM	W (%)	Ticker	Name	R	SM	W (%)
2014-10-01	VIAB	Viacom	D	-2.86	-0.30	SWY	Safeway Inc	A	2.43	-0.30
2014-10-01	MA	Mastercard	C	-1.84	-0.10	ESS	Essex Property Trust	A	2.21	-0.10
2014-10-01	CNP	Centerpoint Energy	C	-1.84	0.10	FE	Firstenergy	A	2.18	0.10
2014-10-01	USB	Us Bancorp	C	-1.84	-0.30	AIV	Apartment Investment & Management	A	2.21	-0.30
2014-10-01	FLS	Flowserve	C	-1.86	0.30	SRCL	Stericycle	A	2.18	0.30
2014-10-01	XOM	Exxon Mobil	C	-1.85	0.80	FTI	Fmc Technologies	A	2.18	0.80
2014-10-01	AMCX	Amc Networks	D	-2.86	-0.20	DTV	DIRECTV	A	2.34	-0.20
2014-10-01	HON	Honeywell International	C	-1.84	2.90	GWW	Ww Grainger	B	1.17	2.90
2014-10-01	ACGL	Arch Capital	D	-2.85	-0.00	EQR	Equity Residential	A	2.20	-0.00
2014-10-01	GM	General Motors	D	-2.86	2.70	EA	Electronic Arts	A	2.28	2.70
2014-10-01	LULU	Lululemon Athletica	D	-2.91	0.50					
2014-10-01	SNI	Scripps Networks Interactive	C	-1.85	-0.50	WYNN	Wynn Resorts	A	2.33	-0.50
2014-10-01	FOX	Twenty-first Century Fox	C	-1.85	0.30	TIF	Tiffany	A	2.31	0.30
2014-10-01	AAL	American Airlines	C	-1.87	-0.30	DNB	Dun & Bradstreet	A	2.30	-0.30
2014-11-03	FLR	Fluor	D	-2.87	1.00	URI	United Rentals	A	2.68	1.00
2014-11-03	MET	Metlife	C	-1.84	0.60	MCO	Moody's	A	2.48	0.60
2014-11-03	AFL	Aflac	D	-2.85	0.20	DFS	Discover Financial Services	A	2.46	0.20
2014-11-03	ROK	Rockwell Automation	D	-2.86	-0.50	CTAS	Cintas	A	2.45	-0.50
2014-11-03	VLO	Valero Energy	C	-1.86	0.00	HP	Helmerich & Payne	A	2.36	0.00
2014-11-03	AMAT	Applied Materials	C	-1.84	0.00	HPQ	Hewlett-Packard	A	2.51	0.00
2014-11-03	AMD	Advanced Micro Devices	D	-2.90	-0.10	CSC	Computer Sciences	A	2.45	-0.10
2014-11-03	AON	Aon	C	-1.84	-0.10	EFX	Equifax	A	2.43	-0.10
2014-11-03	APA	Apache	C	-1.88	0.10	WMB	Williams Companies	A	2.28	0.10
2014-11-03	HME	Home Properties	C	-1.84	-0.10		Berkshire Hathaway B	A	2.36	-0.10
2014-11-03	ASB	Associated Banc-corp	C	-1.83	-0.10	LM	Legg Mason	A	2.35	-0.10
2014-11-03	BA	Boeing	D	-2.85	-0.40	R	Ryder System	A	2.44	-0.40
2014-11-03	BAX	Baxter International	C	-1.85	-0.40	MNK	Mallinckrodt	A	2.38	-0.40
2014-11-03	BEN	Franklin Resources	C	-1.84	-0.20	NDAQ	Nasdaq	A	2.34	-0.20
2014-11-03	BF.B	Brown-forman Taiwan	C	-1.84	-0.20	DLPH	Delphi Automotive	A	2.59	-0.20
2014-11-03	TSM	Semiconductor Manufacturing Adr	C	-1.84	-0.30	GOOGL	Google Class A	A	2.34	-0.30
2014-11-03	BMS	Bemis	D	-2.85	-0.20	APH	Amphenol	A	2.33	-0.20
2014-11-03	CAT	Caterpillar	C	-1.85	-0.50	NSC	Norfolk Southern	A	2.32	-0.50
2014-11-03	LPT	Liberty Property Trust	D	-2.85	0.00	BK	Bank Of New York Mellon	A	2.31	0.00
2014-11-03	CBT	Cabot	C	-1.87	-0.10	AA	Alcoa	A	2.37	-0.10
2014-11-03	CCK	Crown	C	-1.85	0.20	COL	Rockwell Collins	A	2.30	0.20
2014-11-03	CLF	Cliffs Natural Resources	D	-2.94	-0.20					
2014-11-03	MOS	The Mosaic	D	-2.86	0.60	SIAL	Sigma Aldrich	A	2.34	0.60
2014-11-03	OMG	OM Group	D	-2.87	-0.10	CF	Cf Industries	A	2.25	-0.10
2014-11-03	MLM	Martin Marietta Materials	C	-1.85	0.20	RHI	Robert Half International	A	2.29	0.20
2014-11-03	DE	Deere	D	-2.85	-0.00	SHW	Sherwin-williams	A	2.23	-0.00
2014-11-03	YUM	Yum Brands	D	-2.86	0.70	CMG	Chipotle Mexican Grill	A	2.45	0.70
2014-11-03	RIG	Transocean	D	-2.90	-0.10	TSO	Tesoro	A	2.26	-0.10
2014-11-03	DOV	Dover	C	-1.85	-0.50	CHRW	C.h.robinson Worldwide	A	2.23	-0.50
2014-11-03	EMR	Emerson Electric	D	-2.84	0.50	VMC	Vulcan Materials Co	A	2.22	0.50
2014-11-03	EQT	Eqst	C	-1.86	0.30	FSLR	First Solar	A	2.20	0.30
2014-11-03	ETN	Eaton	D	-2.86	0.40	PWR	Quanta Services	A	2.22	0.40
2014-11-03	BWA	Borgwarner	C	-1.86	-0.20	WHR	Whirlpool	A	2.52	-0.20
2014-11-03	FAST	Fastenal	D	-2.86	-0.00	KSU	Kansas City Southern	A	2.21	-0.00
2014-11-03	FCX	Freeport-mcmoran	D	-2.88	0.00	ARG	Airgas Inc	A	2.18	0.00

Date	Ticker	Name	R	SM	W (%)	Ticker	Name	R	SM	W (%)
2014-11-03	FITB	Fifth Third Bancorp	D	-2.86	0.00	JPM	Jpmorgan Chase	A	2.31	0.00
2014-11-03	FMC	Fmc	D	-2.89	-0.20	NUE	Nucor	A	2.18	-0.20
2014-11-03	GE	General Electric	D	-2.85	-0.50	JBL	Jabil Circuit	A	2.21	-0.50
2014-11-03	AXLL	Axiall Corporation	D	-2.86	0.30	NEM	Newmont Mining	A	2.15	0.30
2014-11-03	HAL	Halliburton	C	-1.88	0.60	MPC	Marathon Petroleum	A	2.20	0.60
2014-11-03	HAR	Harman Ind Inc	C	-1.85	1.30	SNA	Snap-on	A	2.46	1.30
2014-11-03	PTEN	Patterson-uti Energy	C	-1.90	-0.10	HES	Hess	A	2.19	-0.10
2014-11-03	HSY	The Hershey	D	-2.85	-0.20	GMCR	Keurig Green Mountain	A	2.44	-0.20
2014-11-03	MAA	Mid-america Apartment Communities	C	-1.84	0.10	UNM	Unum	A	2.31	0.10
2014-11-03	EMN	Eastman Chemical	C	-1.85	-0.20	AGN	Allergan	A	2.37	-0.20
2014-11-03	IR	Ingersoll-rand	C	-1.84	0.50	ROP	Roper Technologies	A	2.20	0.50
2014-11-03	LLL	L3 Technologies	C	-1.84	0.50	WM	Waste Management	A	2.20	0.50
2014-11-03	LLTC	Linear Technology	C	-1.86	-0.20	ADSK	Autodesk	A	2.29	-0.20
2014-11-03	MCD	Mcdonald's	D	-2.85	-0.30	SWY	Safeway Inc	A	2.43	-0.30
2014-11-03	MUR	Murphy Oil	D	-2.87	-0.10	QEP	Qep Resources	A	2.14	-0.10
2014-11-03	MXIM	Maxim Integrated Products	C	-1.86	-0.20	BRCM	Broadcom Corp	A	2.28	-0.20
2014-11-03	NFG	National Fuel Gas	C	-1.85	-0.20	AEP	American Electric Power	A	2.26	-0.20
2014-11-03	ORCL	Oracle	C	-1.85	1.00	FFIV	F5 Networks	A	2.25	1.00
2014-11-03	F	Ford Motor	D	-2.87	-0.50	GT	Goodyear Tire & Rubber	A	2.34	-0.50
2014-11-03	OXY	Occidental Petroleum	C	-1.86	3.10	ESRX	Express Scripts	A	2.36	3.10
2014-11-03	COP	Conocophillips	C	-1.86	-0.50	HRL	Hormel Foods	A	2.32	-0.50
2014-11-03	PBCT	People's United Financial	D	-2.84	-0.20	MTB	M&t Bank	A	2.30	-0.20
2014-11-03	PCAR	Paccar	C	-1.84	1.60	PLL	Pall Corp	A	2.20	1.60
2014-11-03	PHM	Pultegroup	C	-1.85	0.20	GPC	Genuine Parts	A	2.33	0.20
2014-11-03	PNC	Pnc Financial Services	C	-1.84	0.00	ESS	Essex Property Trust	A	2.24	0.00
2014-11-03	T	At&t	D	-2.84	-0.80	FTR	Frontier Communications	A	2.28	-0.80
2014-11-03	SLB	Schlumberger	C	-1.86	3.20	EW	Edwards Lifesciences	A	2.31	3.20
2014-11-03	EQY	Equity One Reit	C	-1.83	0.00	AIV	Apartment Investment & Management	A	2.24	0.00
2014-11-03	SPXC	Spx	C	-1.86	0.10	PAYX	Paychex	A	2.20	0.10
2014-11-03	STI	Suntrust Banks	C	-1.84	0.10	AMT	American Tower	A	2.23	0.10
2014-11-03	TMK	Torchmark	C	-1.84	-0.40	IRM	Iron Mountain	A	2.23	-0.40
2014-11-03	TOL	Toll Brothers	D	-2.85	0.10	MNST	Monster Beverage	A	2.33	0.10
2014-11-03	ALV	Autoliv	C	-1.86	-0.00	EA	Electronic Arts	A	2.33	-0.00
2014-11-03	UTX	United Technologies	D	-2.85	1.30	SRCL	Stericycle	A	2.19	1.30
2014-11-03	MRVL	Marvell Technology	D	-2.86	0.10	YHOO	Yahoo	A	2.24	0.10
2014-11-03	BBT	Bb&t	C	-1.85	0.20	EQR	Equity Residential	A	2.23	0.20
2014-11-03	EOG	Eog Resources	C	-1.87	0.10	VFC	Vf	A	2.31	0.10
2014-11-03	CSCO	Cisco Systems	C	-1.84	0.50	SYMC	Symantec	A	2.23	0.50
2014-11-03	CMP	Compass Minerals International	C	-1.85	-0.00	KMB	Kimberly-clark	A	2.31	-0.00
2014-11-03	CBS	Cbs	D	-2.85	0.60	WYNN	Wynn Resorts	A	2.34	0.60
2014-11-03	MWV	MeadWestvaco	C	-1.84	-0.00	ITW	Illinois Tool Works	A	2.19	-0.00
2014-11-03	UP-LMQ	Ultra Petroleum	C	-1.87	-0.10	HSP	Hospira	A	2.29	-0.10
2014-11-03	DISCA	Discovery Communications	D	-2.87	-0.10	DTV	DIRECTV	A	2.34	-0.10
2014-11-03	CNX	Consol Energy	C	-1.87	0.20	COV	Covidien	A	2.28	0.20
2014-11-03	SBUX	Starbucks	C	-1.84	0.70	DNB	Dun & Bradstreet	A	2.32	0.70
2014-11-03	WSH	Willis Group Holdings	D	-2.84	0.20	GGP	General Growth Reit	A	2.23	0.20
2014-11-03	AGCO	Agco	D	-2.87	-0.00	RSG	Republic Services	A	2.19	-0.00
2014-11-03	VIAB	Viacom	D	-2.86	-0.40	EXPE	Expedia	A	2.30	-0.40
2014-11-03	SE	Spectra Energy	C	-1.85	-0.20	BCR	C R Bard	A	2.28	-0.20
2014-11-03	CNP	Centerpoint Energy	C	-1.84	0.20	POM	Pepco Holdings	A	2.25	0.20

Date	Ticker	Name	R	SM	W (%)	Ticker	Name	R	SM	W (%)
2014-11-03	USB	Us Bancorp	C	-1.84	-0.30	BXP	Boston Properties	A	2.22	-0.30
2014-11-03	FLS	Flowsolve	D	-2.86	0.30	AME	Ametek	A	2.19	0.30
2014-11-03	XOM	Exxon Mobil	C	-1.85	0.90	LO	Lorillard	A	2.27	0.90
2014-11-03	AMCX	Amc Networks	D	-2.84	-0.20	AN	Autonation	A	2.28	-0.20
2014-11-03	HON	Honeywell	C	-1.84	3.10	A	Agilent Technologies	A	2.18	3.10
2014-11-03	VZ	Verizon Communications	C	-1.84	2.00	CTL	Centurylink	A	2.25	2.00
2014-11-03	CVX	Chevron	D	-2.86	0.50	DPS	Dr Pepper Snapple	A	2.27	0.50
2014-11-03	GM	General Motors	D	-2.86	2.40	ADM	Archer Daniels Midland	A	2.32	2.40
2014-11-03	LULU	Lululemon Athletica	D	-2.91	0.50					
2014-11-03	SNI	Scripps Networks Interactive	C	-1.85	-0.50	HOT	Strw Htl Res Wrlwd	A	2.24	-0.50
2014-11-03	VNTV	Vantiv	C	-1.85	-0.10	PH	Parker-hannifin	B	1.21	-0.10
2014-11-03	AAL	American Airlines	C	-1.84	-0.20	BBY	Best Buy	A	2.24	-0.20
2014-11-03	ASH	Ashland Global	C	-1.84	0.00	RAI	Reynolds American	A	2.27	0.00
2014-11-03	BHGE	Baker Hughes, A Ge	C	-1.89	0.00	CFN	CareFusion Corporation	A	2.25	0.00
2014-12-01	FLR	Fluor	D	-2.88	1.20	URI	United Rentals	A	2.65	1.20
2014-12-01	AFL	Aflac	D	-2.85	0.20	MHFI	McGraw Hill Fin	A	2.56	0.20
2014-12-01	ROK	Rockwell Automation	D	-2.85	-0.50	R	Ryder System	A	2.46	-0.50
2014-12-01	AMD	Advanced Micro Devices	D	-2.90	-0.10					
2014-12-01	APA	Apache	D	-2.90	0.10	HP	Helmerich & Payne	A	2.29	0.10
2014-12-01	BAX	Baxter International	C	-1.84	-0.40	AGN	Allergan	A	2.40	-0.40
2014-12-01	CAT	Caterpillar	C	-1.85	-0.50	CTAS	Cintas	A	2.45	-0.50
2014-12-01	LPT	Liberty Property Trust	D	-2.85	0.00	MCO	Moody's	A	2.49	0.00
2014-12-01	CBT	Cabot	D	-2.88	-0.10	AA	Alcoa	A	2.37	-0.10
2014-12-01	CCK	Crown	C	-1.84	0.20	GD	General Dynamics	A	2.36	0.20
2014-12-01	MOS	The Mosaic	D	-2.84	0.70	SIAL	Sigma Aldrich	A	2.34	0.70
2014-12-01	OMG	OM Group	D	-2.87	-0.10	CF	Cf Industries	A	2.26	-0.10
2014-12-01	RIG	Transocean	D	-2.93	-0.10					
2014-12-01	DOV	Dover	C	-1.86	-0.60	FDX	Fedex	A	2.35	-0.60
2014-12-01	ECL	Ecolab	C	-1.85	-0.10	PPG	Ppg Industries	A	2.21	-0.10
2014-12-01	EQT	Eqt	C	-1.86	0.50	TSO	Tesoro	A	2.26	0.50
2014-12-01	ETN	Eaton	D	-2.86	0.40	APH	Amphenol	A	2.34	0.40
2014-12-01	BWA	Borgwarner	C	-1.86	-0.20	DLPH	Delphi Automotive	A	2.62	-0.20
2014-12-01	FAST	Fastenal	D	-2.85	-0.00	NSC	Norfolk Southern	A	2.31	-0.00
2014-12-01	FCX	Freeport-mcmoran	D	-2.89	-0.10	APD	Air Products & Chemicals	A	2.20	-0.10
2014-12-01	FITB	Fifth Third Bancorp	D	-2.86	0.00	DFS	Discover Financial Services	A	2.47	0.00
2014-12-01	FMC	Fmc	D	-2.89	-0.10	IP	International Paper	A	2.20	-0.10
2014-12-01	GIS	General Mills	C	-1.84	0.30	WHR	Whirlpool	A	2.56	0.30
2014-12-01	HAL	Halliburton	C	-1.91	0.30	HES	Hess	A	2.17	0.30
2014-12-01	HAR	Harman Ind Inc	C	-1.85	1.30	SNA	Snap-on	A	2.46	1.30
2014-12-01	PTEN	Patterson-uti Energy	C	-1.92	-0.10	FSLR	First Solar	A	2.16	-0.10
2014-12-01	PCLN	The Priceline	D	-2.86	0.80	CMG	Chipotle Mexican Grill	A	2.47	0.80
2014-12-01	MDRX	Allscripts Healthcare Solutions	D	-2.90	0.10	HPQ	Hewlett-Packard	A	2.55	0.10
2014-12-01	IBM	IBM	D	-2.86	0.00	CSC	Computer Sciences	A	2.47	0.00
2014-12-01	MUR	Murphy Oil	D	-2.88	-0.10	COG	Cabot Oil & Gas	B	1.19	-0.10
2014-12-01	MXIM	Maxim Integrated Products	C	-1.86	-0.20	GOOGL	Google Class A	A	2.32	-0.20
2014-12-01	NFG	National Fuel Gas	D	-2.85	-0.20	AEP	American Electric Power	A	2.26	-0.20
2014-12-01	F	Ford Motor	D	-2.85	-0.50	GMCR	Keurig Green Mountain	A	2.40	-0.50
2014-12-01	OXY	Occidental Petroleum	D	-2.87	3.10	LVL	Level 3 Communications	A	2.38	3.10
2014-12-01	COP	Conocophillips	C	-1.87	-0.50	MNK	Mallinckrodt	A	2.35	-0.50
2014-12-01	SIVB	Svb Financial	C	-1.87	0.20	EFX	Equifax	A	2.45	0.20
2014-12-01	SLB	Schlumberger	C	-1.88	2.40	EA	Electronic Arts	A	2.34	2.40
2014-12-01	SPXC	Spx	D	-2.87	0.10	COL	Rockwell Collins	A	2.30	0.10

Date	Ticker	Name	R	SM	W (%)	Ticker	Name	R	SM	W (%)
2014-12-01	SWN	Southwestern Energy	D	-2.89	0.20	VFC	Vf	A	2.34	0.20
2014-12-01	TMK	Torchmark	C	-1.84	-0.30		Berkshire Hathaway B	A	2.38	-0.30
2014-12-01	ALV	Autoliv	C	-1.85	-0.00	GT	Goodyear Tire & Rubber	A	2.38	-0.00
2014-12-01	BBT	Bb&t	C	-1.84	0.20	LM	Legg Mason	A	2.37	0.20
2014-12-01	EOG	Eog Resources	C	-1.88	0.10	EW	Edwards Lifesciences	A	2.34	0.10
2014-12-01	AMG	Affiliated Managers	C	-1.84	0.20	NDAQ	Nasdaq	A	2.35	0.20
2014-12-01	LNG	Cheniere Energy	C	-1.87	0.10	HSP	Hospira	A	2.33	0.10
2014-12-01	CBS	Cbs	D	-2.85	0.50	SWY	Safeway Inc	A	2.43	0.50
2014-12-01	UP-LMQ	Ultra Petroleum	C	-1.89	-0.10	KMB	Kimberly-clark	A	2.32	-0.10
2014-12-01	NFLX	Netflix	C	-1.88	-0.30	DTV	DIRECTV	A	2.34	-0.30
2014-12-01	AGCO	Agco	D	-2.87	-0.00	RHI	Robert Half International	A	2.29	-0.00
2014-12-01	VIAB	Viacom	D	-2.86	-0.40	DNB	Dun & Bradstreet	A	2.32	-0.40
2014-12-01	SE	Spectra Energy	C	-1.86	-0.20	TAP	Molson Coors Brewing	A	2.31	-0.20
2014-12-01	FLS	Flowserve	D	-2.88	0.20	SHW	Sherwin-williams	A	2.24	0.20
2014-12-01	EL	Estee Lauder Companies	C	-1.84	0.00	MNST	Monster Beverage	A	2.36	0.00
2014-12-01	XOM	Exxon Mobil	D	-2.85	0.70	HRL	Hormel Foods	A	2.31	0.70
2014-12-01	PRU	Prudential Financial	C	-1.85	0.20	BK	Bank Of New York Mellon	A	2.32	0.20
2014-12-01	CVX	Chevron	D	-2.86	0.30	FTR	Frontier Communications	A	2.30	0.30
2014-12-01	GM	General Motors	D	-2.86	2.60	ADM	Archer Daniels Midland	A	2.36	2.60
2014-12-01	TS	Tenaris Adr	D	-2.89	-0.10	ARG	Airgas Inc	A	2.19	-0.10
2014-12-01	RF	Regions Financial	D	-2.86	0.00	MTB	M&t Bank	A	2.31	0.00
2014-12-01	LULU	Lululemon Athletica	D	-2.90	0.60	GPC	Genuine Parts	A	2.35	0.60
2014-12-01	SNI	Scripps Networks Interactive	D	-2.85	-0.50	EXPE	Expedia	A	2.30	-0.50
2014-12-01	BHGE	Baker Hughes, A Ge	C	-1.88	0.70	JPM	Jpmorgan Chase	A	2.30	0.70
2015-01-01	FLR	Fluor	D	-2.88	1.20	URI	United Rentals	A	2.62	1.20
2015-01-01	AMD	Advanced Micro Devices	D	-2.90	-0.10	HPQ	Hewlett-Packard	A	2.57	0.00
2015-01-01	VMW	Vmware	D	-2.88	0.00	AGN	Allergan	A	2.40	-0.30
2015-01-01	BAX	Baxter International	C	-1.84	-0.30	CTAS	Cintas	A	2.49	-0.50
2015-01-01	CAT	Caterpillar	C	-1.86	-0.50	MHFI	McGraw Hill Fin	A	2.54	0.00
2015-01-01	LPT	Liberty Property Trust	D	-2.84	0.00	AA	Alcoa	A	2.34	-0.10
2015-01-01	CBT	Cabot	D	-2.88	-0.10	DFS	Discover Financial Services	A	2.47	-0.10
2015-01-01	COF	Capital One Financial	C	-1.83	-0.10	SIAL	Sigma Aldrich	A	2.34	-0.20
2015-01-01	OMG	OM Group	D	-2.85	-0.20	R	Ryder System	A	2.46	0.30
2015-01-01	MLM	Martin Marietta Materials	C	-1.86	0.30	APH	Amphenol	A	2.35	-0.60
2015-01-01	RIG	Transocean	D	-2.93	-0.00	CF	Cf Industries	A	2.27	-0.30
2015-01-01	DOV	Dover	D	-2.87	-0.60	TSO	Tesoro	A	2.26	-0.00
2015-01-01	ECL	Ecolab	C	-1.85	-0.30	COG	Cabot Oil & Gas	B	1.17	0.30
2015-01-01	EGN	Energen	D	-2.88	-0.00	GD	General Dynamics	A	2.35	0.40
2015-01-01	EQT	Eqt	C	-1.89	0.30	DLPH	Delphi Automotive	A	2.62	-0.20
2015-01-01	ETN	Eaton	D	-2.86	0.40	PPG	Ppg Industries	A	2.22	-0.10
2015-01-01	BWA	Borgwarner	D	-2.86	-0.20	WHR	Whirlpool	A	2.59	1.30
2015-01-01	FCX	Freeport-mcmoran	D	-2.90	-0.10	CMG	Chipotle Mexican Grill	A	2.48	0.80
2015-01-01	FMC	Fmc	D	-2.89	-0.10	CSC	Computer Sciences	A	2.47	0.10
2015-01-01	HAR	Harman Ind Inc	C	-1.85	1.30	GT	Goodyear Tire & Rubber	A	2.40	-0.10
2015-01-01	PCLN	The Priceline	D	-2.86	0.80	ADSK	Autodesk	A	2.30	-0.30
2015-01-01	MDRX	Allscripts Healthcare Solutions	D	-2.89	0.10	SRE	Sempra Energy	A	2.37	-0.20
2015-01-01	MUR	Murphy Oil	D	-2.88	-0.10	MCO	Moody's	A	2.47	-0.20
2015-01-01	MXIM	Maxim Integrated Products	C	-1.85	-0.30					
2015-01-01	NFG	National Fuel Gas	D	-2.85	-0.20					
2015-01-01	NTRS	Northern Trust	C	-1.84	-0.20					

Date	Ticker	Name	R	SM	W (%)	Ticker	Name	R	SM	W (%)
2015-01-01	OKE	Oneok	D	-2.88	-0.40	AEP	American Electric Power	A	2.27	-0.40
2015-01-01	F	Ford Motor	D	-2.86	-0.50	SNA	Snap-on	A	2.47	-0.50
2015-01-01	OXY	Occidental Petroleum	D	-2.87	3.20	MNK	Mallinckrodt	A	2.40	3.20
2015-01-01	COP	Concophillips	C	-1.87	-0.50	AET	Aetna	A	2.40	-0.50
2015-01-01	SIVB	Svb Financial	C	-1.85	0.30	EFX	Equifax	A	2.46	0.30
2015-01-01	SLB	Schlumberger	C	-1.88	2.60	GMCR	Keurig Green Mountain	A	2.38	2.60
2015-01-01	SPXC	Spx	D	-2.87	0.10	FDX	Fedex	A	2.34	0.10
2015-01-01	SWN	Southwestern Energy	D	-2.91	0.10					
2015-01-01	WMB	Williams Companies	C	-1.87	-0.10	EA	Electronic Arts	A	2.37	-0.10
2015-01-01	X	United States Steel	C	-1.90	0.60	APD	Air Products & Chemicals	A	2.20	0.60
2015-01-01	PXD	Pioneer Natural Resources	D	-2.89	0.00	GPC	Genuine Parts	A	2.36	0.00
2015-01-01	CAM	Cameron International Corp.	D	-2.89	-0.10	ADM	Archer Daniels Midland	A	2.35	-0.10
2015-01-01	EOG	Eog Resources	C	-1.87	0.10	MNST	Monster Beverage	A	2.35	0.10
2015-01-01	PCP	Precision Castparts	D	-2.85	0.00	RHI	Robert Half International	A	2.31	0.00
2015-01-01	LNG	Cheniere Energy	C	-1.86	0.00	VFC	Vf	A	2.34	0.00
2015-01-01	CBS	Cbs	D	-2.85	0.70	SWY	Safeway Inc	A	2.44	0.70
2015-01-01	CMA	Comerica	D	-2.85	-0.20		Berkshire Hathaway B	A	2.38	-0.20
2015-01-01	MRO	Marathon Oil	D	-2.89	0.10	HSP	Hospira	A	2.33	0.10
2015-01-01	NFLX	Netflix	D	-2.88	-0.30	DNB	Dun & Bradstreet	A	2.31	-0.30
2015-01-01	TRP	Transcanada	C	-1.84	0.30	COV	Covidien	A	2.31	0.30
2015-01-01	AGCO	Agco	D	-2.87	-0.00	COL	Rockwell Collins	A	2.30	-0.00
2015-01-01	VIAB	Viacom	D	-2.86	-0.30	EXPE	Expedia	A	2.30	-0.30
2015-01-01	SE	Spectra Energy	C	-1.86	-0.20	BK	Bank Of New York Mellon	A	2.33	-0.20
2015-01-01	FLS	Flowserve	D	-2.88	0.00	SHW	Sherwin-williams	A	2.26	0.00
2015-01-01	CTXS	Citrix Systems	C	-1.85	0.20	BRCM	Broadcom Corp	A	2.29	0.20
2015-01-01	XOM	Exxon Mobil	D	-2.85	0.50	EW	Edwards Lifesciences	A	2.33	0.50
2015-01-01	PRU	Prudential Financial	C	-1.84	0.10	NDAQ	Nasdaq	A	2.38	0.10
2015-01-01	CVX	Chevron	D	-2.86	0.20	KMB	Kimberly-clark	A	2.32	0.20
2015-01-01	PCS	T-Mobile US Inc.	D	-2.87	0.10	LVLTL	Level 3 Communications	A	2.39	0.10
2015-01-01	PFG	Principal Financial	C	-1.84	-0.20	LM	Legg Mason	A	2.35	-0.20
2015-01-01	TS	Tenaris Adr	D	-2.89	-0.10	IP	International Paper	A	2.20	-0.10
2015-01-01	CXO	Concho Resources	D	-2.89	0.10	JPM	Jpmorgan Chase	A	2.32	0.10
2015-01-01	WPX	Wpx Energy	D	-2.93	0.00					
2015-01-01	PSX	Phillips 66	D	-2.86	0.30	MTB	M&t Bank	A	2.31	0.30
2015-01-01	ADT	ADT Corporation	C	-1.84	-0.20	VMC	Vulcan Materials Co	A	2.23	-0.20
2015-01-01	GOOGL	Alphabet	D	-2.86	1.50	FFIV	F5 Networks	A	2.27	1.50
2015-01-01	BHGE	Baker Hughes, A Ge	D	-2.88	0.90	TAP	Molson Coors Brewing	A	2.31	0.90
2015-02-02	FLR	Fluor	D	-2.89	1.10	URI	United Rentals	A	2.52	1.10
2015-02-02	APC	Anadarko Petroleum	D	-2.88	0.60	TSO	Tesoro	A	2.29	0.60
2015-02-02	VMW	Vmware	D	-2.88	0.00	HPQ	Hewlett-Packard	A	2.52	0.00
2015-02-02	ASB	Associated Banc-corp	C	-1.85	-0.10	MHFI	McGraw Hill Fin	A	2.54	-0.10
2015-02-02	BAX	Baxter International	C	-1.85	-0.30	HCA	Hca	A	2.66	-0.30
2015-02-02	CAT	Caterpillar	C	-1.88	-0.20	CTAS	Cintas	A	2.50	-0.20
2015-02-02	CBT	Cabot	D	-2.88	-0.10	AA	Alcoa	A	2.35	-0.10
2015-02-02	CLF	Cliffs Natural Resources	D	-2.96	0.10					
2015-02-02	OMG	OM Group	D	-2.86	-0.10	SIAL	Sigma Aldrich	A	2.34	-0.10
2015-02-02	MLM	Martin Marietta Materials	D	-2.85	0.40	R	Ryder System	A	2.42	0.40
2015-02-02	RIG	Transocean	D	-2.94	-0.00					
2015-02-02	DOV	Dover	D	-2.87	-0.30	APH	Amphenol	A	2.35	-0.30
2015-02-02	DOW	Dow Chemical	D	-2.86	0.80	CF	Cf Industries	A	2.30	0.80
2015-02-02	ECL	Ecolab	C	-1.85	-0.30	PPG	Ppg Industries	A	2.21	-0.30

Date	Ticker	Name	R	SM	W (%)	Ticker	Name	R	SM	W (%)
2015-02-02	EGN	Energen	D	-2.88	-0.00	KMI	Kinder Morgan	A	2.22	-0.00
2015-02-02	EQT	Eqt	D	-2.89	0.40	COG	Cabot Oil & Gas	B	1.16	0.40
2015-02-02	BWA	Borgwarner	D	-2.86	-0.20	WHR	Whirlpool	A	2.61	-0.20
2015-02-02	FCX	Freeport-mcmoran	D	-2.93	-0.10					
2015-02-02	FITB	Fifth Third Bancorp	D	-2.86	0.00	EFX	Equifax	A	2.48	0.00
2015-02-02	FMC	Fmc	D	-2.88	-0.10	APD	Air Products & Chemicals	A	2.21	-0.10
2015-02-02	NOV	National Oilwell Varco	D	-2.89	-0.00	AGN	Allergan	A	2.42	-0.00
2015-02-02	GE	General Electric	D	-2.85	-0.30	GD	General Dynamics	A	2.34	-0.30
2015-02-02	PCLN	The Priceline	D	-2.88	0.60	CMG	Chipotle Mexican Grill	A	2.50	0.60
2015-02-02	QEP	Qep Resources	D	-2.90	-0.10					
2015-02-02	MDRX	Allscripts Healthcare Solutions	D	-2.90	0.10	CSC	Computer Sciences	A	2.45	0.10
2015-02-02	IBM	IBM	D	-2.87	0.20	BRCM	Broadcom Corp	A	2.28	0.20
2015-02-02	JNJ	Johnson & Johnson	C	-1.85	2.90	MNK	Mallinckrodt	A	2.43	2.90
2015-02-02	CRM	Salesforce.com	C	-1.85	-0.30	ADSK	Autodesk	A	2.27	-0.30
2015-02-02	MSFT	Microsoft	C	-1.86	2.40	FFIV	F5 Networks	A	2.23	2.40
2015-02-02	MUR	Murphy Oil	D	-2.88	-0.10	LVL	Level 3 Communications	A	2.39	-0.10
2015-02-02	MXIM	Maxim Integrated Products	C	-1.84	-0.30	GLW	Corning	A	2.23	-0.30
2015-02-02	NFG	National Fuel Gas	D	-2.86	-0.20	SRE	Sempra Energy	A	2.38	-0.20
2015-02-02	OKE	Oneok	D	-2.89	-0.20	AEP	American Electric Power	A	2.28	-0.20
2015-02-02	F	Ford Motor	D	-2.86	-0.50	SNA	Snap-on	A	2.46	-0.50
2015-02-02	OXY	Occidental Petroleum	D	-2.87	3.10	MDT	Medtronic	A	2.38	3.10
2015-02-02	COP	Conocophillips	C	-1.87	-0.50	MNST	Monster Beverage	A	2.38	-0.50
2015-02-02	SLB	Schlumberger	D	-2.88	2.60	HSP	Hospira	A	2.35	2.60
2015-02-02	SPXC	SpX	D	-2.87	0.10	FDX	Fedex	A	2.34	0.10
2015-02-02	SWN	Southwestern Energy	D	-2.91	0.20					
2015-02-02	X	United States Steel	C	-1.91	0.60	AVY	Avery Dennison	A	2.20	0.60
2015-02-02	PXD	Pioneer Natural Resources	D	-2.89	0.00	GT	Goodyear Tire & Rubber	A	2.34	0.00
2015-02-02	IVZ	Invesco	C	-1.85	1.10	LM	Legg Mason	A	2.37	1.10
2015-02-02	CAM	Cameron International Corp.	D	-2.90	-0.10	ADM	Archer Daniels Midland	A	2.33	-0.10
2015-02-02	PCP	Precision Castparts	D	-2.87	0.00	RHI	Robert Half International	A	2.31	0.00
2015-02-02	LNG	Cheniere Energy	C	-1.86	0.10	EW	Edwards Lifesciences	A	2.33	0.10
2015-02-02	CMA	Comerica	D	-2.86	-0.20		Berkshire Hathaway B	A	2.37	-0.20
2015-02-02	MRO	Marathon Oil	D	-2.89	0.10	GPC	Genuine Parts	A	2.32	0.10
2015-02-02	QCOM	Qualcomm	D	-2.87	0.50	SYMC	Symantec	A	2.23	0.50
2015-02-02	PX	Praxair	D	-2.85	-0.20	IP	International Paper	A	2.19	-0.20
2015-02-02	AGCO	Agco	D	-2.87	-0.00	COL	Rockwell Collins	A	2.31	-0.00
2015-02-02	VIAB	Viacom	D	-2.88	-0.10	DNB	Dun & Bradstreet	A	2.31	-0.10
2015-02-02	SE	Spectra Energy	D	-2.87	-0.30	VFC	Vf	A	2.32	-0.30
2015-02-02	CNP	Centerpoint Energy	D	-2.85	0.10	TEG	Integrus Energy	A	2.26	0.10
2015-02-02	XOM	Exxon Mobil	D	-2.86	0.50	FTR	Frontier Communications	A	2.31	0.50
2015-02-02	PM	Philip Morris International	C	-1.85	0.80	EA	Electronic Arts	A	2.44	0.80
2015-02-02	CVX	Chevron	D	-2.87	0.20	KMB	Kimberly-clark	A	2.31	0.20
2015-02-02	PFGE	Principal Financial	C	-1.85	-0.20	NDAQ	Nasdaq International	A	2.37	-0.20
2015-02-02	TS	Tenaris Adr	D	-2.90	-0.10	IFF	Flavors & Fragrances	A	2.19	-0.10
2015-02-02	LYB	Lyondellbasell Industries	D	-2.88	-0.30	ARG	Airgas Inc	A	2.19	-0.30
2015-02-02	PSX	Phillips 66	D	-2.86	0.30	DPS	Dr Pepper Snapple	A	2.30	0.30
2015-02-02	ADT	ADT Corporation	C	-1.83	-0.30	SHW	Sherwin-williams	A	2.27	-0.30
2015-02-02	GOOGL	Alphabet	D	-2.85	1.50	YHOO	Yahoo	A	2.23	1.50
2015-02-02	BHGE	Baker Hughes, A Ge	D	-2.87	0.70	HRL	Hormel Foods	A	2.30	0.70

Date	Ticker	Name	R	SM	W (%)	Ticker	Name	R	SM	W (%)
2015-03-02	AMT	American Tower	C	-1.84	0.20	MHFI	McGraw Hill Fin	A	2.62	0.20
2015-03-02	FLR	Fluor	D	-2.88	0.80	URI	United Rentals	A	2.58	0.80
2015-03-02	MET	Metlife	D	-2.85	0.60	EFX	Equifax	A	2.53	0.60
2015-03-02	APC	Anadarko Petroleum	D	-2.88	0.50	TSO	Tesoro	A	2.32	0.50
2015-03-02	VMW	Vmware	D	-2.87	0.00	WDC	Western Digital	A	2.54	0.00
2015-03-02	ASB	Associated Banc-corp	C	-1.84	-0.10	NDAQ	Nasdaq	A	2.40	-0.10
2015-03-02	BAX	Baxter International	C	-1.85	-0.30	HCA	Hca	A	2.68	-0.30
2015-03-02	BF.B	Brown-forman	C	-1.84	-0.10	WHR	Whirlpool	A	2.65	-0.10
2015-03-02	CBT	Cabot	D	-2.87	-0.10	SIAL	Sigma Aldrich	A	2.34	-0.10
2015-03-02	DOV	Dover	D	-2.87	-0.30	CTAS	Cintas	A	2.52	-0.30
2015-03-02	ECL	Ecolab	C	-1.84	-0.30	CF	Cf Industries	A	2.30	-0.30
2015-03-02	EGN	Energen	D	-2.88	-0.00	VLO	Valero Energy	A	2.22	-0.00
2015-03-02	EMR	Emerson Electric	D	-2.85	0.10	R	Ryder System	A	2.47	0.10
2015-03-02	EQT	Eqst	D	-2.88	0.40	FSLR	First Solar	B	1.26	0.40
2015-03-02	ESV	Enesco	D	-2.93	-0.00					
2015-03-02	GMCR	Keurig Green Mountain	C	-1.86	0.00	SNA	Snap-on	A	2.51	0.00
2015-03-02	FCX	Freeport-mcmoran	D	-2.91	-0.20					
2015-03-02	FITB	Fifth Third Bancorp	D	-2.84	0.00	LM	Legg Mason	A	2.39	0.00
2015-03-02	NOV	National Oilwell Varco	D	-2.89	-0.00	BHI	Baker Hughes	B	1.19	-0.00
2015-03-02	HAL	Halliburton	D	-2.90	0.00					
2015-03-02	QEP	Qep Resources	D	-2.90	-0.20	MNK	Mallinckrodt	A	2.48	-0.20
2015-03-02	IBM	IBM	D	-2.86	0.10	CSC	Computer Sciences	A	2.53	0.10
2015-03-02	EMN	Eastman Chemical	D	-2.86	-0.40	PPG	Ppg Industries	A	2.22	-0.40
2015-03-02	JEC	Jacobs Engineering	D	-2.89	0.20	APH	Amphenol	A	2.37	0.20
2015-03-02	JNJ	Johnson & Johnson	C	-1.84	2.60	HSP	Hospira	A	2.48	2.60
2015-03-02	KO	Coca-cola	C	-1.84	0.70	EA	Electronic Arts	A	2.46	0.70
2015-03-02	MSFT	Microsoft	C	-1.85	2.80	HPQ	Hewlett-Packard	A	2.50	2.80
2015-03-02	MUR	Murphy Oil	D	-2.88	-0.10	AGN	Allergan	A	2.45	-0.10
2015-03-02	NFG	National Fuel Gas	D	-2.87	-0.10	SRE	Sempra Energy	A	2.36	-0.10
2015-03-02	OKE	Oneok	D	-2.90	-0.30	AEP	American Electric Power	A	2.25	-0.30
2015-03-02	OXY	Occidental Petroleum	D	-2.88	2.90	MDT	Medtronic	A	2.41	2.90
2015-03-02	COP	Conocophillips	D	-2.88	-0.40	GT	Goodyear Tire & Rubber	A	2.38	-0.40
2015-03-02	T	At&t	D	-2.84	-0.90	LVLTT	Level 3 Communications	A	2.42	-0.90
2015-03-02	SLB	Schlumberger	D	-2.88	2.30	VFC	Vf	A	2.35	2.30
2015-03-02	SPXC	Spx	D	-2.86	0.10	GD	General Dynamics	A	2.35	0.10
2015-03-02	SWN	Southwestern Energy	D	-2.91	0.20					
2015-03-02	WMB	Williams Companies	C	-1.86	-0.10	EW	Edwards Lifesciences	A	2.35	-0.10
2015-03-02	X	United States Steel	D	-2.91	0.60					
2015-03-02	PXD	Pioneer Natural Resources	D	-2.89	0.00	FTR	Frontier Communications	A	2.35	0.00
2015-03-02	IVZ	Invesco	C	-1.84	1.10					
2015-03-02	CAM	Cameron International Corp.	D	-2.90	-0.10	HRL	Hormel Foods	A	2.34	-0.10
2015-03-02	EOG	Eog Resources	D	-2.87	0.20	GPC	Genuine Parts	A	2.33	0.20
2015-03-02	NBR	Nabors Industries	D	-2.93	0.10					
2015-03-02	XLNX	Xilinx	D	-2.85	0.40	ADSK	Autodesk	A	2.32	0.40
2015-03-02	INTC	Intel	C	-1.85	-0.30	BRCM	Broadcom Corp	A	2.31	-0.30
2015-03-02	PCP	Precision Castparts	D	-2.87	0.00	FDX	Fedex	A	2.35	0.00
2015-03-02	MU	Micron Technology	C	-1.86	0.10	AKAM	Akamai Technologies	A	2.26	0.10
2015-03-02	CMA	Comerica	D	-2.85	-0.20	BK	Bank Of New York Mellon	A	2.32	-0.20
2015-03-02	MRO	Marathon Oil	D	-2.89	0.00	COL	Rockwell Collins	A	2.32	0.00
2015-03-02	QCOM	Qualcomm	D	-2.85	0.70	FFIV	F5 Networks	A	2.24	0.70
2015-03-02	CNX	Consol Energy	D	-2.87	0.10	IFF	International Flavors & Fragrances	A	2.22	0.10
2015-03-02	VIAB	Viacom	D	-2.87	-0.30	CMG	Chipotle Mexican Grill	A	2.47	-0.30

Date	Ticker	Name	R	SM	W (%)	Ticker	Name	R	SM	W (%)
2015-03-02	SE	Spectra Energy	D	-2.86	-0.30	EXPE	Expedia	A	2.32	-0.30
2015-03-02	NE	Noble	D	-2.92	-0.00					
2015-03-02	CNP	Centerpoint Energy	D	-2.86	0.10	TEG	Integrays Energy	A	2.23	0.10
2015-03-02	FLS	Flowserve	D	-2.87	-0.20	RHI	Robert Half International	A	2.33	-0.20
2015-03-02	XOM	Exxon Mobil	D	-2.86	0.40	RAI	Reynolds American	A	2.32	0.40
2015-03-02	PM	Philip Morris International	C	-1.85	0.80	MNST	Monster Beverage	A	2.46	0.80
2015-03-02	CVX	Chevron	D	-2.87	0.20	KMB	Kimberly-clark	A	2.31	0.20
2015-03-02	PFG	Principal Financial	C	-1.84	-0.10	JPM	Jpmorgan Chase	A	2.31	-0.10
2015-03-02	TS	Tenaris Adr	D	-2.90	-0.10					
2015-03-02	SNI	Scripps Networks Interactive	D	-2.85	-0.50	DNB	Dun & Bradstreet	A	2.34	-0.50
2015-03-02	LYB	Lyondellbasell Industries	D	-2.87	-0.50	AVY	Avery Dennison	A	2.22	-0.50
2015-03-02	ARNC	Arconic	C	-1.86	1.10	IP	International Paper	A	2.21	1.10
2015-04-01	AEE	Ameren	C	-1.85	-0.10	AEP	American Electric Power	A	2.25	-0.10
2015-04-01	AMT	American Tower	C	-1.85	0.30	MHFI	McGraw Hill Fin	A	2.63	0.30
2015-04-01	FLR	Fluor	D	-2.89	0.70	CTAS	Cintas	A	2.51	0.70
2015-04-01	MET	Metlife	D	-2.85	0.50	EFX	Equifax	A	2.52	0.50
2015-04-01	AIG	American International	C	-1.84	0.60	LM	Legg Mason	A	2.37	0.60
2015-04-01	AJG	Arthur J.gallagher	C	-1.84	0.10		Berkshire Hathaway B	A	2.36	0.10
2015-04-01	APC	Anadarko Petroleum	D	-2.88	0.50	TSO	Tesoro	A	2.32	0.50
2015-04-01	VMW	Vmware	D	-2.88	0.00	CSC	Computer Sciences	A	2.48	0.00
2015-04-01	BAX	Baxter International	D	-2.85	-0.30	HCA	Hca	A	2.71	-0.30
2015-04-01	BEN	Franklin Resources	D	-2.85	-0.20	BK	Bank Of New York Mellon	A	2.33	-0.20
2015-04-01	BF.B	Brown-forman	D	-2.85	-0.10	HBI	Hanesbrands	A	3.00	-0.10
2015-04-01	DOV	Dover	D	-2.87	-0.10	R	Ryder System	A	2.47	-0.10
2015-04-01	DOW	Dow Chemical	D	-2.84	0.60	SIAL	Sigma Aldrich	A	2.34	0.60
2015-04-01	EMC	EMC Corp	C	-1.86	-0.20	SWKS	Skyworks Solutions	A	2.36	-0.20
2015-04-01	EMR	Emerson Electric	D	-2.86	0.00	APH	Amphenol	A	2.38	0.00
2015-04-01	EQT	Eqt	D	-2.87	0.50	VLO	Valero Energy	A	2.24	0.50
2015-04-01	ESV	Ensco	D	-2.94	-0.00					
2015-04-01	FAST	Fastenal	D	-2.86	-0.10	COL	Rockwell Collins	A	2.34	-0.10
2015-04-01	GMCR	Keurig Green Mountain	C	-1.88	0.00	WHR	Whirlpool	A	2.61	0.00
2015-04-01	FCX	Freeport-mcmoran	D	-2.92	-0.30					
2015-04-01	FITB	Fifth Third Bancorp	D	-2.85	0.00	JPM	Jpmorgan Chase	A	2.30	0.00
2015-04-01	NOV	National Oilwell Varco	D	-2.90	-0.00					
2015-04-01	GE	General Electric	D	-2.84	-0.30	GD	General Dynamics	A	2.34	-0.30
2015-04-01	STT	State Street	C	-1.85	0.20	ESS	Essex Property Trust	A	2.27	0.20
2015-04-01	GWV	Ww Grainger	D	-2.85	-0.00	FDX	Fedex	A	2.33	-0.00
2015-04-01	HAL	Halliburton	D	-2.90	0.00					
2015-04-01	QEP	Qep Resources	D	-2.90	-0.30					
2015-04-01	EMN	Eastman Chemical	D	-2.87	-0.30	CF	Cf Industries	A	2.28	-0.30
2015-04-01	JEC	Jacobs Engineering	D	-2.89	0.30	RHI	Robert Half International	A	2.31	0.30
2015-04-01	JNJ	Johnson & Johnson	C	-1.85	2.40	MNK	Mallinckrodt	A	2.50	2.40
2015-04-01	KLAC	Kla-tencor	D	-2.89	1.40	ADSK	Autodesk	A	2.29	1.40
2015-04-01	KO	Coca-cola	C	-1.85	0.60	SNA	Snap-on	A	2.51	0.60
2015-04-01	MSFT	Microsoft	C	-1.86	2.70	BRCM	Broadcom Corp	A	2.29	2.70
2015-04-01	MUR	Murphy Oil	D	-2.88	-0.10	FSLR	First Solar	B	1.25	-0.10
2015-04-01	NFG	National Fuel Gas	D	-2.87	-0.10	TEG	Integrays Energy	A	2.23	-0.10
2015-04-01	OKE	Oneok	D	-2.89	-0.30	DTE	Dte Energy	A	2.21	-0.30
2015-04-01	OXY	Occidental Petroleum	D	-2.88	2.90	BHI	Baker Hughes	B	1.20	2.90
2015-04-01	COP	Conocophillips	D	-2.88	-0.30	XEC	Cimarex Energy	B	1.20	-0.30
2015-04-01	PCAR	Paccar	C	-1.85	1.20	VMC	Vulcan Materials Co	A	2.30	1.20
2015-04-01	PVH	Pvh	D	-2.86	0.30	EA	Electronic Arts	A	2.46	0.30
2015-04-01	RL	Ralph Lauren	D	-2.88	0.30	MNST	Monster Beverage	A	2.44	0.30

Date	Ticker	Name	R	SM	W (%)	Ticker	Name	R	SM	W (%)
2015-04-01	T	At&t	D	-2.85	-1.00	LVL	Level 3 Communications	A	2.42	-1.00
2015-04-01	SLB	Schlumberger	D	-2.88	1.40	DVN	Devon Energy	B	1.18	1.40
2015-04-01	SPXC	Spx	D	-2.87	0.10	SHW	Sherwin-williams	A	2.28	0.10
2015-04-01	SWN	Southwestern Energy	D	-2.92	0.20					
2015-04-01	SY	Sysco	C	-1.85	-0.50	CMG	Chipotle Mexican Grill	A	2.46	-0.50
2015-04-01	TIF	Tiffany	D	-2.87	0.20	ORLY	O'reilly Automotive	A	2.45	0.20
2015-04-01	TROW	T Rowe Price	C	-1.84	-0.30	EQR	Equity Residential	A	2.26	-0.30
2015-04-01	WMB	Williams Companies	C	-1.86	-0.10	HSIC	Henry Schein	A	2.45	-0.10
2015-04-01	X	United States Steel	D	-2.91	0.60					
2015-04-01	CAM	Cameron International Corp.	D	-2.90	-0.10	MDT	Medtronic	A	2.40	-0.10
2015-04-01	AIZ	Assurant	D	-2.85	0.10	AIV	Apartment Investment & Management	A	2.26	0.10
2015-04-01	INTC	Intel	C	-1.86	-0.20	AKAM	Akamai Technologies	A	2.25	-0.20
2015-04-01	ETR	Entergy	C	-1.86	-0.40	PEG	Public Service Enterprise	A	2.20	-0.40
2015-04-01	CMA	Comerica	D	-2.86	-0.20	GGP	General Growth Reit	A	2.25	-0.20
2015-04-01	MRO	Marathon Oil	D	-2.89	0.00	EW	Edwards Lifesciences	A	2.37	0.00
2015-04-01	QCOM	Qualcomm	D	-2.86	0.30	VRSN	Verisign	A	2.24	0.30
2015-04-01	CNX	Consol Energy	D	-2.89	0.10	PPG	Ppg Industries	A	2.21	0.10
2015-04-01	MTB	M&t Bank	C	-1.84	0.20	ETFC	Etrade Financial	A	2.24	0.20
2015-04-01	VIAB	Viacom	D	-2.87	-0.30	DNB	Dun & Bradstreet	A	2.33	-0.30
2015-04-01	SE	Spectra Energy	D	-2.86	-0.40	FTR	Frontier Communications	A	2.32	-0.40
2015-04-01	NE	Noble	D	-2.93	-0.00					
2015-04-01	STX	Seagate Technology	C	-1.87	-0.50	FFIV	F5 Networks	A	2.23	-0.50
2015-04-01	CNP	Centerpoint Energy	D	-2.86	0.10	FE	Firstenergy	A	2.19	0.10
2015-04-01	USB	Us Bancorp	C	-1.84	-0.30	MAC	Macerich	A	2.24	-0.30
2015-04-01	FLS	Flowserve	D	-2.88	-0.20	BLL	Ball	A	2.28	-0.20
2015-04-01	SNDK	Sandisk Corp	D	-2.90	0.10	TXN	Texas Instruments	A	2.22	0.10
2015-04-01	XOM	Exxon Mobil	D	-2.87	0.60	DPS	Dr Pepper Snapple	A	2.30	0.60
2015-04-01	PRU	Prudential Financial	D	-2.86	0.00	CBG	Cbre	A	2.23	0.00
2015-04-01	PM	Philip Morris International	D	-2.86	0.60	VFC	Vf	A	2.34	0.60
2015-04-01	EXC	Exelon	D	-2.86	0.80	TE	Teco Energy International	A	2.19	0.80
2015-04-01	CE	Celanese	D	-2.85	-0.10	IFF	Flavors & Fragrances	A	2.21	-0.10
2015-04-01	CVX	Chevron	D	-2.87	0.10	KMB	Kimberly-clark	A	2.30	0.10
2015-04-01	HPQ	Hp	C	-1.87	0.00	ADI	Analog Devices	A	2.22	0.00
2015-04-01	PFG	Principal Financial	C	-1.84	-0.10	SPG	Simon Property	A	2.23	-0.10
2015-04-01	TS	Tenaris Adr	D	-2.90	-0.20					
2015-04-01	SNI	Scripps Networks Interactive	D	-2.85	-0.50	EXPE	Expedia	A	2.33	-0.50
2015-04-01	LYB	Lyondellbasell Industries	D	-2.87	-0.40	AVY	Avery Dennison	A	2.21	-0.40
2015-04-01	ABBV	Abbvie	C	-1.86	-0.60	HSP	Hospira	A	2.48	-0.60
2015-04-01	MDLZ	Mondelez International	C	-1.85	0.70	HRL	Hormel Foods	A	2.33	0.70
2015-04-01	FOXA	Twenty-first Century Fox	C	-1.86	1.20	AN	Autonation	A	2.31	1.20
2015-04-01	FOX	Twenty-first Century Fox	C	-1.85	0.30	ABC	Amerisourcebergen	A	2.30	0.30
2015-04-01	ARNC	Arconic	C	-1.88	0.20	APD	Air Products & Chemicals	A	2.21	0.20
2015-05-01	AEE	Ameren	C	-1.86	-0.10	TEG	Integrys Energy	A	2.23	-0.10
2015-05-01	AMT	American Tower	C	-1.85	0.30	MHFI	McGraw Hill Fin	A	2.63	0.30
2015-05-01	AMB	Prologis	C	-1.86	0.30	EPX	Equifax	A	2.55	0.30
2015-05-01	FLR	Fluor	D	-2.88	0.40	CTAS	Cintas	A	2.50	0.40
2015-05-01	RCL	Royal Caribbean Cruises	C	-1.87	0.70	ORLY	O'reilly Automotive	A	2.46	0.70
2015-05-01	MET	Metlife	D	-2.85	0.60	LM	Legg Mason	A	2.36	0.60

Date	Ticker	Name	R	SM	W (%)	Ticker	Name	R	SM	W (%)
2015-05-01	ADM	Archer Daniels Midland	C	-1.85	0.00	HBI	Hanesbrands	A	2.96	0.00
2015-05-01	ALLY	Ally Financial	D	-2.87	0.20		Berkshire Hathaway B	A	2.36	0.20
2015-05-01	GAS	AGL Resources	D	-2.85	0.10	PEG	Public Service Enterprise	A	2.20	0.10
2015-05-01	BAX	Baxter International	D	-2.85	-0.30	HCA	Hca	A	2.70	-0.30
2015-05-01	SAM	Boston Beer	C	-1.87	-0.20	WHR	Whirlpool	A	2.54	-0.20
2015-05-01	BEN	Franklin Resources	D	-2.85	-0.20	BK	Bank Of New York Mellon	A	2.35	-0.20
2015-05-01	LPT	Liberty Property Trust	C	-1.86	0.10	JPM	Jpmorgan Chase	A	2.32	0.10
2015-05-01	CBT	Cabot	D	-2.84	-0.10	SIAL	Sigma Aldrich	A	2.34	-0.10
2015-05-01	D	Dominion Resources	C	-1.85	-0.00	PCG	Pg&e	A	2.20	-0.00
2015-05-01	DCI	Donaldson	D	-2.85	-0.20	R	Ryder System	A	2.48	-0.20
2015-05-01	EMR	Emerson Electric	D	-2.85	-0.00	GD	General Dynamics	A	2.35	-0.00
2015-05-01	ESV	Ensco	D	-2.92	-0.00					
2015-05-01	FAST	Fastenal	D	-2.85	-0.10	COL	Rockwell Collins	A	2.35	-0.10
2015-05-01	GMCR	Keurig Green Mountain	C	-1.88	0.00	SNA	Snap-on	A	2.53	0.00
2015-05-01	NEE	Nextera Energy	C	-1.85	0.70	FE	Firstenergy	A	2.20	0.70
2015-05-01	NOV	National Oilwell Varco	D	-2.89	-0.00	TSO	Tesoro	A	2.32	-0.00
2015-05-01	STT	State Street	C	-1.84	0.50	ESS	Essex Property Trust	A	2.26	0.50
2015-05-01	HCN	Welltower	C	-1.86	-0.30	AIV	Investment & Management	A	2.25	-0.30
2015-05-01	HSY	The Hershey	C	-1.86	0.50	EA	Electronic Arts	A	2.47	0.50
2015-05-01	JNJ	Johnson & Johnson	D	-2.85	2.20	HSP	Hospira	A	2.48	2.20
2015-05-01	K	Kellogg	C	-1.85	-0.10	MNST	Monster Beverage	A	2.46	-0.10
2015-05-01	KLAC	Kla-tencor	D	-2.88	1.40	CSC	Computer Sciences	A	2.48	1.40
2015-05-01	KO	Coca-cola	D	-2.85	0.60	VFC	Vf	A	2.33	0.60
2015-05-01	MUR	Murphy Oil	D	-2.85	-0.10	NFX	Newfield Exploration	A	2.29	-0.10
2015-05-01	NFG	National Fuel Gas	D	-2.86	-0.00	HSIC	Henry Schein	A	2.45	-0.00
2015-05-01	ES	Eversource Energy	C	-1.86	-0.10	LVL	Level 3 Communications	A	2.44	-0.10
2015-05-01	COP	Conocophillips	D	-2.87	-0.30	FSLR	First Solar	A	2.24	-0.30
2015-05-01	PCAR	Paccar	C	-1.85	1.20	FDX	Fedex	A	2.34	1.20
2015-05-01	PNW	Pinnacle West Capital	C	-1.86	0.10	MDT	Medtronic	A	2.40	0.10
2015-05-01	PVH	Pvh	D	-2.87	0.30	HRL	Hormel Foods	A	2.32	0.30
2015-05-01	RL	Ralph Lauren	D	-2.88	0.30	RAI	Reynolds American	A	2.31	0.30
2015-05-01	CHRW	C.h.robinson Worldwide	C	-1.86	-0.50	VMC	Vulcan Materials Co	A	2.31	-0.50
2015-05-01	EQY	Equity One Reit	C	-1.85	0.00	MAC	Macerich	A	2.25	0.00
2015-05-01	SPXC	Spx	D	-2.88	0.10	BLL	Ball	A	2.30	0.10
2015-05-01	SY	Sysco	C	-1.85	-0.50	EXPE	Expedia	A	2.35	-0.50
2015-05-01	TIF	Tiffany	D	-2.86	0.20	DNB	Dun & Bradstreet	A	2.33	0.20
2015-05-01	TROW	T Rowe Price	C	-1.84	-0.20	EQR	Equity Residential	A	2.25	-0.20
2015-05-01	UNP	Union Pacific	C	-1.86	0.80	RHI	Robert Half International	A	2.30	0.80
2015-05-01	WMT	Wal-mart Stores	C	-1.86	-0.20	AN	Autonation	A	2.31	-0.20
2015-05-01	AIZ	Assurant	D	-2.85	0.10	ETFC	Etrade Financial	A	2.24	0.10
2015-05-01	ETR	Entergy	C	-1.86	-0.10	EW	Edwards Lifesciences	A	2.33	-0.10
2015-05-01	SRE	Sempra Energy	C	-1.85	0.00	FTR	Frontier Communications	A	2.30	0.00
2015-05-01	DISCA	Discovery Communications	D	-2.88	-0.00	NFLX	Netflix	A	2.29	-0.00
2015-05-01	BDN	Brandywine Realty Trust	C	-1.86	-0.10	GGP	General Growth Reit	A	2.24	-0.10
2015-05-01	EIX	Edison International	C	-1.85	0.60	DPS	Dr Pepper Snapple	A	2.29	0.60
2015-05-01	PEP	Pepsico	C	-1.84	0.70	LO	Lorillard	A	2.31	0.70
2015-05-01	O	Realty Income	C	-1.86	-0.00	CBG	Cbre	A	2.23	-0.00
2015-05-01	VIAB	Viacom	D	-2.87	-0.20	LB	L Brands	A	2.29	-0.20
2015-05-01	STX	Seagate Technology	C	-1.86	-0.50	SWKS	Skyworks Solutions	A	2.36	-0.50
2015-05-01	CNP	Centerpoint Energy	D	-2.86	0.10	ADSK	Autodesk	A	2.29	0.10

Date	Ticker	Name	R	SM	W (%)	Ticker	Name	R	SM	W (%)
2015-05-01	USB	Us Bancorp	C	-1.84	-0.30	WU	The Western Union	A	2.23	-0.30
2015-05-01	FLS	Flowserve	D	-2.88	-0.20	SHW	Sherwin-williams	A	2.28	-0.20
2015-05-01	VTR	Ventas	C	-1.86	-0.50	CME	Cme	A	2.22	-0.50
2015-05-01	AMP	Ameriprise Financial	C	-1.85	0.40	SPG	Simon Property	A	2.22	0.40
2015-05-01	XOM	Exxon Mobil	D	-2.86	0.70	VLO	Valero Energy	A	2.22	0.70
2015-05-01	EXC	Exelon	D	-2.85	0.80	SWK	Stanley Black & Decker	A	2.28	0.80
2015-05-01	CVX	Chevron	D	-2.87	0.10	BHI	Baker Hughes	A	2.21	0.10
2015-05-01	HPQ	Hp	C	-1.86	0.20	BRCM	Broadcom Corp	A	2.30	0.20
2015-05-01	PFG	Principal Financial	C	-1.84	0.10	PSA	Public Storage	A	2.21	0.10
2015-05-01	DLR	Digital Realty Trust	C	-1.86	-0.10	XL	XL	A	2.21	-0.10
2015-05-01	DFS	Discover Financial Services	D	-2.85	0.10	SLG	Sl Green Realty	A	2.20	0.10
2015-05-01	DAL	Delta Air Lines	C	-1.85	0.90	ROST	Ross Stores	A	2.27	0.90
2015-05-01	SNI	Scripps Networks Interactive	D	-2.85	-0.50	WYN	Wyndham Worldwide	A	2.26	-0.50
2015-05-01	LYB	Lyondellbasell Industries	D	-2.85	-0.10	CF	Cf Industries	A	2.29	-0.10
2015-05-01	BRX	Brixmor Property	C	-1.86	0.10	MCO	Moody's	A	2.20	0.10
2015-05-01	ABBV	Abbvie	C	-1.85	-0.60	MNK	Mallinckrodt	A	2.46	-0.60
2015-05-01	SRC	Spirit Realty Capital	C	-1.85	0.00	STI	Suntrust Banks	A	2.20	0.00
2015-05-01	FOXA	Twenty-first Century Fox	C	-1.85	1.10	DLTR	Dollar Tree	A	2.26	1.10
2015-05-01	FOX	Twenty-first Century Fox	C	-1.85	0.30	SPLS	Staples	A	2.26	0.30
2015-05-01	ARNC	Arconic	D	-2.87	0.20	NEM	Newmont Mining	A	2.25	0.20
2015-06-01	AEE	Ameren	C	-1.86	-0.10	TEG	Integrys Energy	A	2.23	-0.10
2015-06-01	AMT	American Tower	C	-1.85	0.30	MHFI	McGraw Hill Fin	A	2.63	0.30
2015-06-01	AMB	Prologis	C	-1.86	0.30	EFX	Equifax	A	2.56	0.30
2015-06-01	RCL	Royal Caribbean Cruises	C	-1.85	0.70	ORLY	O'reilly Automotive	A	2.46	0.70
2015-06-01	PKG	Packaging Corp Of America	C	-1.86	-0.00	CTAS	Cintas	A	2.54	-0.00
2015-06-01	AMAT	Applied Materials	D	-2.87	0.20	CSC	Computer Sciences Public Service	A	2.50	0.20
2015-06-01	GAS	AGL Resources	D	-2.85	0.10	PEG	Enterprise	A	2.21	0.10
2015-06-01	XEL	Xcel Energy	C	-1.85	0.10	PCG	Pg&e	A	2.20	0.10
2015-06-01	BAX	Baxter International	D	-2.86	-0.30	HCA	Hca	A	2.78	-0.30
2015-06-01	SAM	Boston Beer	C	-1.87	-0.00	HBI	Hanesbrands Berkshire Hathaway B	A	2.98	-0.00
2015-06-01	BEN	Franklin Resources	D	-2.86	-0.20					
2015-06-01	LPT	Liberty Property Trust	C	-1.86	0.10	LM	Legg Mason	A	2.36	0.10
2015-06-01	CBT	Cabot	D	-2.85	-0.10	SIAL	Sigma Aldrich	A	2.34	-0.10
2015-06-01	CL	Colgate-palmolive	C	-1.84	0.40	WHR	Whirlpool	A	2.57	0.40
2015-06-01	CMS	Cms Energy	C	-1.85	0.60	FE	Firstenergy	A	2.20	0.60
2015-06-01	MON	Monsanto	C	-1.85	-0.30	SNA	Snap-on	A	2.54	-0.30
2015-06-01	GGP	Ggp	C	-1.85	0.00	BK	Bank Of New York Mellon	A	2.35	0.00
2015-06-01	D	Dominion Resources	C	-1.85	-0.00	AES	Aes	B	1.20	-0.00
2015-06-01	DCI	Donaldson	D	-2.86	-0.10	R	Ryder System	A	2.46	-0.10
2015-06-01	DD	E.i. Du Pont De Nemours	C	-1.85	0.80	CF	Cf Industries	A	2.31	0.80
2015-06-01	ESV	Ensco	D	-2.93	-0.00					
2015-06-01	FAST	Fastenal	D	-2.86	-0.10	GD	General Dynamics	A	2.35	-0.10
2015-06-01	GMCR	Keurig Green Mountain	D	-2.91	0.10					
2015-06-01	FMC	Fmc	C	-1.85	-0.10	NEM	Newmont Mining	A	2.25	-0.10
2015-06-01	NEE	Nextera Energy	C	-1.85	0.70	POM	Pepco Holdings	B	1.18	0.70
2015-06-01	AXLL	Axiall Corporation	D	-2.87	0.20	AVY	Avery Dennison	A	2.25	0.20
2015-06-01	ZBH	Zimmer Biomet	C	-1.84	-0.20	MNK	Mallinckrodt	A	2.52	-0.20
2015-06-01	HCN	Welltower	C	-1.86	-0.30	JPM	Jpmorgan Chase	A	2.34	-0.30
2015-06-01	CHK	Chesapeake Energy	D	-2.92	-0.10					
2015-06-01	HSY	The Hershey	C	-1.86	0.50	EA	Electronic Arts	A	2.50	0.50
2015-06-01	LLL	L3 Technologies	C	-1.85	0.50	FDX	Fedex	A	2.35	0.50
2015-06-01	K	Kellogg	D	-2.85	-0.10	MNST	Monster Beverage	A	2.41	-0.10
2015-06-01	KLAC	Kla-tencor	D	-2.88	1.20	SWKS	Skyworks Solutions	A	2.40	1.20

Date	Ticker	Name	R	SM	W (%)	Ticker	Name	R	SM	W (%)
2015-06-01	KO	Coca-cola	D	-2.85	0.60	HRL	Hormel Foods	A	2.33	0.60
2015-06-01	LUV	Southwest Airlines	C	-1.87	-0.40	EXPE	Expedia	A	2.37	-0.40
2015-06-01	MUR	Murphy Oil	D	-2.86	-0.10	TSO	Tesoro	A	2.31	-0.10
2015-06-01	ES	Eversource Energy	C	-1.85	-0.10	PPL	Ppl	B	1.17	-0.10
2015-06-01	OXY	Occidental Petroleum	D	-2.84	3.00	NFX	Newfield Exploration	A	2.27	3.00
2015-06-01	COP	Conocophillips	D	-2.88	0.00	VLO	Valero Energy	A	2.22	0.00
2015-06-01	PHM	Pultegroup	C	-1.86	0.20	LO	Lorillard	A	2.32	0.20
2015-06-01	PNW	Pinnacle West Capital	C	-1.86	0.00	HSP	Hospira	A	2.48	0.00
2015-06-01	PVH	Pvh	D	-2.86	0.30	RAI	Reynolds American	A	2.32	0.30
2015-06-01	RL	Ralph Lauren	D	-2.88	0.30	DPS	Dr Pepper Snapple	A	2.29	0.30
2015-06-01	OMC	Omnicom	C	-1.85	-0.30	KR	Kroger	A	2.34	-0.30
2015-06-01	CHRW	C.h.robinson Worldwide	C	-1.87	-0.40	COL	Rockwell Collins	A	2.34	-0.40
2015-06-01	EQY	Equity One Reit	C	-1.85	0.00	ESS	Essex Property Trust	A	2.27	0.00
2015-06-01	SPXC	Spx	D	-2.89	0.10	VMC	Vulcan Materials Co	A	2.32	0.10
2015-06-01	STR	Questar Corp	D	-2.86	0.10	HSIC	Henry Schein	A	2.46	0.10
2015-06-01	SY Y	Sysco	C	-1.85	-0.40	DNB	Dun & Bradstreet Apartment	A	2.33	-0.40
2015-06-01	TROW	T Rowe Price	C	-1.85	-0.20	AIV	Investment & Management	A	2.25	-0.20
2015-06-01	UNP	Union Pacific	C	-1.86	0.70	CSX	Csx	A	2.30	0.70
2015-06-01	VFC	Vf	C	-1.85	0.10	SWK	Stanley Black & Decker	A	2.29	0.10
2015-06-01	VNO	Vornado Realty Trust	C	-1.85	0.10	MAC	Macerich	A	2.25	0.10
2015-06-01	WMT	Wal-mart Stores	C	-1.86	-0.20	NFLX	Netflix	A	2.33	-0.20
2015-06-01	LMT	Lockheed Martin	C	-1.85	-0.60	SHW	Sherwin-williams Level 3 Communications	A	2.29	-0.60
2015-06-01	ETR	Entergy	C	-1.86	-0.10	LVLT	Level 3 Communications	A	2.43	-0.10
2015-06-01	DISH	Dish Network	C	-1.85	0.50	AN	Autonation	A	2.31	0.50
2015-06-01	SRE	Sempra Energy	C	-1.85	0.00	EW	Edwards Lifesciences	A	2.34	0.00
2015-06-01	MU	Micron Technology	D	-2.87	-0.10	BRCM	Broadcom Corp	A	2.37	-0.10
2015-06-01	DISCA	Discovery Communications	D	-2.87	-0.00	LB	L Brands	A	2.27	-0.00
2015-06-01	WFM	Whole Foods Market	C	-1.88	-0.40	ROST	Ross Stores	A	2.26	-0.40
2015-06-01	TRP	Transcanada	C	-1.85	0.20	SEE	Sealed Air	A	2.27	0.20
2015-06-01	EIX	Edison International	C	-1.85	0.60	UHS	Universal Health Services	A	2.29	0.60
2015-06-01	PEP	Pepsico	C	-1.84	1.00	LEG	Leggett & Platt	A	2.27	1.00
2015-06-01	O	Realty Income	C	-1.86	-0.00	EQR	Equity Residential	A	2.25	-0.00
2015-06-01	NE	Noble	D	-2.85	-0.00	KMI	Kinder Morgan	A	2.22	-0.00
2015-06-01	STX	Seagate Technology	D	-2.87	-0.30	RHT	Red Hat	A	2.28	-0.30
2015-06-01	CNP	Centerpoint Energy	D	-2.87	0.10	ZTS	Zoetis	A	2.29	0.10
2015-06-01	USB	Us Bancorp	C	-1.84	-0.30	ETFC	Etrade Financial	A	2.25	-0.30
2015-06-01	FLS	Flowserve	D	-2.89	-0.20	BLL	Ball	A	2.29	-0.20
2015-06-01	SNDK	Sandisk Corp	D	-2.89	-0.10	AKAM	Akamai Technologies	A	2.27	-0.10
2015-06-01	VTR	Ventas	C	-1.86	-0.50	WU	The Western Union	A	2.23	-0.50
2015-06-01	AMP	Ameriprise Financial	C	-1.85	0.70	CBG	Cbre	A	2.23	0.70
2015-06-01	XOM	Exxon Mobil	D	-2.86	0.30	WMB	Williams Companies	A	2.21	0.30
2015-06-01	EXC	Exelon	D	-2.85	0.80	NSC	Norfolk Southern	A	2.27	0.80
2015-06-01	CVX	Chevron	D	-2.87	0.10	FSLR	First Solar	A	2.21	0.10
2015-06-01	HPQ	Hp	D	-2.86	0.20	FFIV	F5 Networks	A	2.26	0.20
2015-06-01	DLR	Digital Realty Trust	C	-1.85	-0.20	CME	Cme	A	2.23	-0.20
2015-06-01	DFS	Discover Financial Services	D	-2.85	0.10	PSA	Public Storage	A	2.22	0.10
2015-06-01	CMG	Chipotle Mexican Grill	C	-1.86	0.30	DLTR	Dollar Tree	A	2.26	0.30
2015-06-01	DAL	Delta Air Lines	C	-1.85	0.80	WYN	Wyndham Worldwide	A	2.26	0.80
2015-06-01	SNI	Scripps Networks Interactive	D	-2.86	-0.40	TSCO	Tractor Supply	A	2.26	-0.40

Date	Ticker	Name	R	SM	W (%)	Ticker	Name	R	SM	W (%)
2015-06-01	MJN	Mead Johnson Nutrition	C	-1.85	-0.20	KFT	Kraft Foods	A	2.26	-0.20
2015-06-01	BRX	Brixmor Property	C	-1.85	0.10	XL	XL	A	2.21	0.10
2015-06-01	SRC	Spirit Realty Capital	C	-1.86	0.00	MCO	Moody's	A	2.20	0.00
2015-06-01	FOXA	Twenty-first Century Fox	D	-2.86	1.40	SPLS	Staples	A	2.25	1.40
2015-06-01	GOOG	Alphabet	D	-2.85	1.50	ADI	Analog Devices	A	2.25	1.50
2015-06-01	ARNC	Arconic	D	-2.88	0.10	PPG	Ppg Industries	A	2.22	0.10
2015-07-01	AEE	Ameren	C	-1.87	-0.10	PEG	Public Service Enterprise	A	2.19	-0.10
2015-07-01	AMT	American Tower	D	-2.85	0.50	MHFI	McGraw Hill Fin	A	2.61	0.50
2015-07-01	AMB	Prologis	D	-2.87	0.30	EFX	Equifax	A	2.55	0.30
2015-07-01	FLR	Fluor	D	-2.85	0.30	CTAS	Cintas	A	2.53	0.30
2015-07-01	HES	Hess	D	-2.86	-0.20	TSO	Tesoro	A	2.31	-0.20
2015-07-01	NVDA	Nvidia	C	-1.86	-0.80	CSC	Computer Sciences	A	2.49	-0.80
2015-07-01	AMGN	Amgen	C	-1.85	-0.40	HCA	Hca	A	2.86	-0.40
2015-07-01	GAS	AGL Resources	D	-2.86	0.10	WEC	Wec Energy	A	2.18	0.10
2015-07-01	XEL	Xcel Energy	C	-1.86	0.00	FE	Firstenergy	A	2.18	0.00
2015-07-01	BEN	Franklin Resources	D	-2.86	-0.20		Berkshire Hathaway B	A	2.35	-0.20
2015-07-01	LPT	Liberty Property Trust	D	-2.87	0.10	JPM	Jpmorgan Chase	A	2.35	0.10
2015-07-01	CBT	Cabot	D	-2.87	-0.10	SIAL	Sigma Aldrich	A	2.35	-0.10
2015-07-01	CL	Colgate-palmolive	C	-1.85	0.30	HBI	Hanesbrands	A	3.00	0.30
2015-07-01	CMS	Cms Energy	C	-1.86	0.40	AES	Aes	B	1.19	0.40
2015-07-01	MON	Monsanto	D	-2.86	-0.30	SNA	Snap-on	A	2.56	-0.30
2015-07-01	MOS	The Mosaic	D	-2.85	0.60	CF	Cf Industries	A	2.32	0.60
2015-07-01	MAR	Marriott International	C	-1.85	-0.30	DIS	Walt Disney	A	2.66	-0.30
2015-07-01	D	Dominion Resources	C	-1.86	-0.00	POM	Pepco Holdings	B	1.17	-0.00
2015-07-01	DCI	Donaldson	D	-2.86	-0.10	R	Ryder System	A	2.44	-0.10
2015-07-01	DD	E.i. Du Pont De Nemours	C	-1.87	0.70	AVY	Avery Dennison	A	2.25	0.70
2015-07-01	ESV	Ensco	D	-2.94	-0.00					
2015-07-01	GMCR	Keurig Green Mountain	D	-2.92	0.00					
2015-07-01	FMC	Fmc	D	-2.86	-0.10	PPG	Ppg Industries	A	2.22	-0.10
2015-07-01	NEE	Nextera Energy	C	-1.85	0.70	HSIC	Henry Schein	A	2.47	0.70
2015-07-01	FRT	Federal Realty Investment Trust	C	-1.86	-0.20	BK	Bank Of New York Mellon	A	2.34	-0.20
2015-07-01		Fidelity National Information Services	C	-1.85	0.80	GD	General Dynamics	A	2.36	0.80
2015-07-01	AXLL	Axiall Corporation	D	-2.88	0.20	NEM	Newmont Mining	A	2.22	0.20
2015-07-01	ZBH	Zimmer Biomet	C	-1.85	-0.20	HSP	Hospira	A	2.48	-0.20
2015-07-01	HCN	Welltower	C	-1.87	-0.30	LM	Legg Mason	A	2.34	-0.30
2015-07-01	CHK	Chesapeake Energy	D	-2.94	-0.10					
2015-07-01	QEP	Qep Resources	D	-2.87	-0.20	NFX	Newfield Exploration	A	2.26	-0.20
2015-07-01	HSY	The Hershey	C	-1.87	0.40	EA	Electronic Arts	A	2.54	0.40
2015-07-01	AVB	Avalonbay Communities	C	-1.85	0.30	ETFC	Etrade Financial	A	2.25	0.30
2015-07-01	ITW	Illinois Tool Works	C	-1.84	-0.10	FDX	Fedex	A	2.33	-0.10
2015-07-01	LLL	L3 Technologies	C	-1.85	0.50	COL	Rockwell Collins	A	2.33	0.50
2015-07-01	JEC	Jacobs Engineering	D	-2.86	0.20	VMC	Vulcan Materials Co	A	2.30	0.20
2015-07-01	K	Kellogg	D	-2.85	-0.10	WHR	Whirlpool	A	2.52	-0.10
2015-07-01	KLAC	Kla-tencor	D	-2.89	0.90	SWKS	Skyworks Solutions	A	2.38	0.90
2015-07-01	KO	Coca-cola	D	-2.85	0.60	MNST	Monster Beverage	A	2.43	0.60
2015-07-01	KSU	Kansas City Southern	D	-2.88	0.10	SEE	Sealed Air	A	2.29	0.10
2015-07-01	LUV	Southwest Airlines	C	-1.88	-0.30	ORLY	O'reilly Automotive	A	2.48	-0.30
2015-07-01	MO	Altria	C	-1.86	-0.10	HRL	Hormel Foods	A	2.33	-0.10
2015-07-01	MUR	Murphy Oil	D	-2.87	-0.10	VLO	Valero Energy	A	2.24	-0.10
2015-07-01	NBL	Noble Energy	D	-2.87	-0.10	WMB	Williams Companies	A	2.23	-0.10
2015-07-01	RSG	Republic Services	C	-1.84	0.20	CSX	Csx	A	2.29	0.20
2015-07-01	NSC	Norfolk Southern	D	-2.87	-0.00	BLL	Ball	A	2.29	-0.00
2015-07-01	ES	Eversource Energy	C	-1.87	-0.30	ESRX	Express Scripts	A	2.42	-0.30
2015-07-01	OKE	Oneok	D	-2.87	-0.00	LVLT	Level 3 Communications	A	2.42	-0.00

Date	Ticker	Name	R	SM	W (%)	Ticker	Name	R	SM	W (%)
2015-07-01	F	Ford Motor	D	-2.84	0.20	RAI	Reynolds American	A	2.31	0.20
2015-07-01	OXY	Occidental Petroleum	D	-2.84	2.90	KMI	Kinder Morgan	A	2.20	2.90
2015-07-01	COP	Conocophillips	D	-2.88	0.00	FSLR	First Solar	A	2.19	0.00
2015-07-01	PG	Procter & Gamble	D	-2.86	0.80	SWK	Stanley Black & Decker	A	2.30	0.80
2015-07-01	PHM	Pultegroup	C	-1.85	0.20	LEG	Leggett & Platt	A	2.28	0.20
2015-07-01	PNW	Pinnacle West Capital	C	-1.87	0.00	EW	Edwards Lifesciences	A	2.37	0.00
2015-07-01	RL	Ralph Lauren	D	-2.88	0.30	KFT	Kraft Foods	A	2.27	0.30
2015-07-01	BXP	Boston Properties	C	-1.86	0.10	MAC	Macerich	A	2.23	0.10
2015-07-01	TAP	Molson Coors Brewing	C	-1.85	0.10	LEN	Lennar	A	2.27	0.10
2015-07-01	OMC	Omnicom	C	-1.86	-0.30	EXPE	Expedia	A	2.37	-0.30
2015-07-01	RTN	Raytheon	C	-1.86	-0.40	SHW	Sherwin-williams	A	2.28	-0.40
2015-07-01	SO	Southern	D	-2.87	-0.50	UHS	Universal Health Services	A	2.32	-0.50
2015-07-01	CHRW	C.h.robinson Worldwide	D	-2.87	-0.40	PLL	Pall Corp	A	2.27	-0.40
2015-07-01	EQY	Equity One Reit	C	-1.86	0.00	CBG	Cbre	A	2.23	0.00
2015-07-01	SPXC	Spx	D	-2.89	0.10	ALLE	Allegion	A	2.25	0.10
2015-07-01	STR	Questar Corp	D	-2.87	0.00	ZTS	Zoetis	A	2.28	0.00
2015-07-01	SYX	Sysco	C	-1.85	-0.10	KR	Kroger	A	2.34	-0.10
2015-07-01	TJX	Tjx Companies	C	-1.84	1.10	NFLX	Netflix	A	2.34	1.10
2015-07-01	TROW	T Rowe Price	D	-2.85	-0.30	CME	Cme	A	2.22	-0.30
2015-07-01	SLG	Sl Green Realty	C	-1.86	0.00	WU	The Western Union	A	2.22	0.00
2015-07-01	TXN	Texas Instruments	C	-1.86	0.30	BRCM	Broadcom Corp	A	2.35	0.30
2015-07-01	UNP	Union Pacific	C	-1.87	0.50	ROP	Roper Technologies	A	2.22	0.50
2015-07-01	VFC	Vf	C	-1.85	0.30	MHK	Mohawk Industries	A	2.26	0.30
2015-07-01	VNO	Vornado Realty Trust	C	-1.86	0.10	XL	XL	A	2.21	0.10
2015-07-01	WM	Waste Management	C	-1.86	-0.20	PKI	Perkinelmer	A	2.22	-0.20
2015-07-01	WMT	Wal-mart Stores	C	-1.87	-0.30	DNB	Dun & Bradstreet International	A	2.32	-0.30
2015-07-01	X	United States Steel	D	-2.87	0.30	IFF	Flavors & Fragrances	A	2.20	0.30
2015-07-01	PXD	Pioneer Natural Resources	D	-2.87	0.20	BHI	Baker Hughes	A	2.19	0.20
2015-07-01	IVZ	Invesco	C	-1.85	0.80	CMA	Comerica	A	2.21	0.80
2015-07-01	INTC	Intel	D	-2.87	-0.20	RHT	Red Hat	A	2.28	-0.20
2015-07-01	ENDP	Endo International	C	-1.86	0.00	MNK	Mallinckrodt	A	2.48	0.00
2015-07-01	LMT	Lockheed Martin	C	-1.85	-0.60	MWV	MeadWestvaco	A	2.21	-0.60
2015-07-01	ETR	Entergy	D	-2.87	-0.10	MYL	Mylan	A	2.25	-0.10
2015-07-01	DISH	Dish Network	C	-1.86	0.50	AN	Autonation	A	2.31	0.50
2015-07-01	SRE	Sempra Energy	C	-1.86	0.00	FFIV	F5 Networks	A	2.25	0.00
2015-07-01	CMP	Compass Minerals International	D	-2.86	-0.00	ATI	Allegheny Technologies	A	2.18	-0.00
2015-07-01	CBS	Cbs	C	-1.85	0.80	AZO	Autozone	A	2.31	0.80
2015-07-01	MU	Micron Technology	D	-2.91	-0.10					
2015-07-01	IPG	Interpublic Group Of Companies	C	-1.86	-0.20	LB	L Brands	A	2.27	-0.20
2015-07-01	WFM	Whole Foods Market	C	-1.89	-0.40	DLTR	Dollar Tree	A	2.27	-0.40
2015-07-01	KSS	Kohl's	C	-1.87	-0.20	ROST	Ross Stores	A	2.26	-0.20
2015-07-01	TRP	Transcanada	C	-1.86	0.20	WAT	Waters	A	2.23	0.20
2015-07-01	EIX	Edison International	C	-1.86	0.50	DGX	Quest Diagnostics	A	2.24	0.50
2015-07-01	PEP	Pepsico	C	-1.84	1.00	NWL	Newell Brands	A	2.24	1.00
2015-07-01	O	Realty Income	C	-1.86	-0.00	PSA	Public Storage	A	2.21	-0.00
2015-07-01	CP	Canadian Pacific Railway	C	-1.86	0.00	VRSN	Verisign	A	2.22	0.00
2015-07-01	SE	Spectra Energy	D	-2.86	-0.30	DVN	Devon Energy	A	2.17	-0.30
2015-07-01	NE	Noble	D	-2.86	-0.00	HP	Helmerich & Payne	B	1.20	-0.00
2015-07-01	STX	Seagate Technology	D	-2.88	-0.30	AKAM	Akamai Technologies	A	2.25	-0.30
2015-07-01	CNP	Centerpoint Energy	D	-2.87	0.10	THC	Tenet Healthcare	A	2.23	0.10
2015-07-01	SNDK	Sandisk Corp	D	-2.91	-0.00					
2015-07-01	VTR	Ventas	C	-1.87	-0.50	HBAN	Huntington Bancshares	A	2.21	-0.50

Date	Ticker	Name	R	SM	W (%)	Ticker	Name	R	SM	W (%)
2015-07-01	AMP	Ameriprise Financial	C	-1.85	0.70	MCO	Moody's	A	2.20	0.70
2015-07-01	XOM	Exxon Mobil	D	-2.87	0.40	RIG	Transocean	B	1.19	0.40
2015-07-01	HPQ	Hp	D	-2.88	0.20	ALTR	Altera Corp.	A	2.25	0.20
2015-07-01	GM	General Motors	C	-1.86	2.70	CAG	Conagra Brands	A	2.22	2.70
2015-07-01	TS	Tenaris Adr	D	-2.86	-0.10	NUE	Nucor	B	1.16	-0.10
2015-07-01	DFS	Discover Financial Services	D	-2.85	0.30	PRU	Prudential Financial	A	2.20	0.30
2015-07-01	CMG	Chipotle Mexican Grill	D	-2.86	0.30	TSCO	Tractor Supply	A	2.26	0.30
2015-07-01	DAL	Delta Air Lines	C	-1.87	0.80	TGNA	Tegna	A	2.26	0.80
2015-07-01	TEL	Te Connectivity	C	-1.85	1.00	ADP	Automatic Data Processing	A	2.21	1.00
2015-07-01	SNI	Scripps Networks Interactive	D	-2.86	-0.40	SPLS	Staples	A	2.24	-0.40
2015-07-01	AWK	American Water Works	C	-1.86	0.10	GME	Gamestop Corp New	A	2.23	0.10
2015-07-01	MJN	Mead Johnson Nutrition	C	-1.86	-0.20	EL	Estee Lauder Companies	A	2.21	-0.20
2015-07-01	BRX	Brixmor Property	C	-1.86	0.10	AMG	Affiliated Managers	A	2.19	0.10
2015-07-01	SRC	Spirit Realty Capital	D	-2.87	0.00	COF	Capital One Financial	A	2.19	0.00
2015-07-01	ADT	ADT Corporation	C	-1.87	-0.30	SRCL	Stericycle	A	2.21	-0.30
2015-07-01	FOXA	Twenty-first Century Fox	D	-2.86	1.30	FDO	Family Dollar Stores	A	2.24	1.30
2015-07-01	FOX	Twenty-first Century Fox	D	-2.84	0.50	CVC	Cablevision Systems Corp	A	2.23	0.50
2015-07-01	AAL	American Airlines	C	-1.88	-0.20	BBY	Best Buy	A	2.23	-0.20
2015-07-01	ARNC	Arconic	D	-2.90	0.00	ISRG	Intuitive Surgical	A	2.23	0.00
2015-08-03	AEE	Ameren	C	-1.86	-0.20	TE	Teco Energy	A	2.21	-0.20
2015-08-03	AAPL	Apple	C	-1.85	3.60	CSC	Computer Sciences	A	2.48	3.60
2015-08-03	APH	Amphenol	C	-1.85	0.10	CTAS	Cintas	A	2.53	0.10
2015-08-03	AMB	Prologis	D	-2.86	0.30	MHFI	McGraw Hill Fin	A	2.61	0.30
2015-08-03	FLR	Fluor	D	-2.87	0.30	GD	General Dynamics	A	2.38	0.30
2015-08-03	HES	Hess	D	-2.88	-0.10	TSO	Tesoro	A	2.34	-0.10
2015-08-03	NVDA	Nvidia	C	-1.86	-0.70	SWKS	Skyworks Solutions	A	2.34	-0.70
2015-08-03	APC	Anadarko Petroleum	D	-2.87	0.60	WMB	Williams Companies	A	2.21	0.60
2015-08-03	GAS	AGL Resources	D	-2.86	0.10	PEG	Public Service Enterprise	A	2.20	0.10
2015-08-03	XEL	Xcel Energy	C	-1.85	0.00	PCG	Pg&e	A	2.20	0.00
2015-08-03	BEN	Franklin Resources	D	-2.87	-0.20	BK	Bank Of New York Mellon	A	2.35	-0.20
2015-08-03	TSM	Taiwan Semiconductor Manufacturing Adr	C	-1.86	-0.90	BRCM	Broadcom Corp	A	2.34	-0.90
2015-08-03	LPT	Liberty Property Trust	D	-2.86	0.10	JPM	Jpmorgan Chase	A	2.35	0.10
2015-08-03	CCK	Crown	C	-1.85	0.90	FDX	Fedex	A	2.34	0.90
2015-08-03	ADS	Alliance Data Systems	C	-1.85	0.20	VMC	Vulcan Materials Co	A	2.32	0.20
2015-08-03	CL	Colgate-palmolive	C	-1.84	0.30	SNA	Snap-on	A	2.57	0.30
2015-08-03	CMS	Cms Energy	C	-1.85	0.40	WEC	Wec Energy	A	2.20	0.40
2015-08-03	MOS	The Mosaic	D	-2.87	0.60	SIAL	Sigma Aldrich	A	2.35	0.60
2015-08-03	MAR	Marriott International	C	-1.86	-0.20	DIS	Walt Disney	A	2.70	-0.20
2015-08-03	D	Dominion Resources	C	-1.85	-0.00	ED	Consolidated Edison	A	2.19	-0.00
2015-08-03	DCI	Donaldson	D	-2.87	-0.10	SEE	Sealed Air	A	2.30	-0.10
2015-08-03	DD	E.i. Du Pont De Nemours	D	-2.88	0.30	CF	Cf Industries	A	2.29	0.30
2015-08-03	ETN	Eaton	C	-1.86	0.10	PLL	Pall Corp	A	2.27	0.10
2015-08-03	FCX	Freeport-mcmoran	D	-2.92	-0.30	AVY	Avery Dennison	A	2.24	-0.20
2015-08-03	FMC	Fmc	D	-2.87	-0.20	LM	Legg Mason	A	2.33	-0.20
2015-08-03	FRT	Federal Realty Investment Trust	C	-1.85	-0.20	TSS	Total System Services	A	2.27	1.00
2015-08-03	GE	General Electric	C	-1.84	0.10	ALLE	Allegion	A	2.26	0.10
2015-08-03	AXLL	Axiall Corporation	D	-2.90	0.20	PKI	Perkinelmer	A	2.22	-0.00
2015-08-03	GWV	Ww Grainger	D	-2.85	-0.00					

Date	Ticker	Name	R	SM	W (%)	Ticker	Name	R	SM	W (%)
2015-08-03	HAR	Harman Ind Inc	C	-1.87	0.80	EA	Electronic Arts	A	2.56	0.80
2015-08-03	HCN	Welltower	C	-1.86	-0.50	MAC	Macerich	A	2.24	-0.50
2015-08-03	HCP	Hcp	D	-2.87	0.10	ETFC	Etrade Financial	A	2.24	0.10
2015-08-03	QEP	Qep Resources	D	-2.91	-0.20					
2015-08-03	HSY	The Hershey	D	-2.86	0.50	WHR	Whirlpool	A	2.53	0.50
2015-08-03	KMX	Carmax	C	-1.86	-0.10	ORLY	O'reilly Automotive	A	2.50	-0.10
2015-08-03	IBM	IBM	C	-1.85	-0.10	RHT	Red Hat	A	2.28	-0.10
2015-08-03	AVB	Avalonbay Communities	C	-1.84	0.30	CME	Cme	A	2.23	0.30
2015-08-03	IR	Ingersoll-rand	C	-1.86	0.10	ROP	Roper Technologies	A	2.21	0.10
2015-08-03	ITW	Illinois Tool Works	C	-1.85	-0.10	DHR	Danaher	A	2.21	-0.10
2015-08-03	LLL	L3 Technologies	C	-1.86	0.50	ADP	Automatic Data Processing	A	2.21	0.50
2015-08-03	JEC	Jacobs Engineering	D	-2.85	0.10	DE	Deere	A	2.19	0.10
2015-08-03	JNJ	Johnson & Johnson	D	-2.84	0.40	HCA	Hca	A	2.88	0.40
2015-08-03	KLAC	Kla-tencor	D	-2.90	0.90	AKAM	Akamai Technologies	A	2.27	0.90
2015-08-03	KSU	Kansas City Southern	D	-2.87	0.10	AME	Ametek	A	2.19	0.10
2015-08-03	LUV	Southwest Airlines	C	-1.87	-0.40	EXPE	Expedia	A	2.43	-0.40
2015-08-03	MAT	Mattel	D	-2.92	-0.00					
2015-08-03	MSFT	Microsoft	C	-1.84	2.90	FFIV	F5 Networks	A	2.27	2.90
2015-08-03	NBL	Noble Energy	D	-2.89	-0.10	FSLR	First Solar	A	2.18	-0.10
2015-08-03	ES	Eversource Energy	C	-1.85	-0.10	AES	Aes	B	1.18	-0.10
2015-08-03	OKE	Oneok	D	-2.88	0.00	PPL	Ppl	B	1.18	0.00
2015-08-03	F	Ford Motor	D	-2.85	0.00	MNST	Monster Beverage	A	2.50	0.00
2015-08-03	OXY	Occidental Petroleum	D	-2.85	2.80	HAL	Halliburton	B	1.18	2.80
2015-08-03	PCAR	Paccar	C	-1.84	1.10	UPS	United Parcel Service	A	2.18	1.10
2015-08-03	PG	Procter & Gamble	D	-2.86	0.80	RAI	Reynolds American	A	2.36	0.80
2015-08-03	PHM	Pultegroup	C	-1.85	0.20	HRL	Hormel Foods	A	2.35	0.20
2015-08-03	PNW	Pinnacle West Capital	C	-1.86	0.00	POM	Pepco Holdings	B	1.17	0.00
2015-08-03	RL	Ralph Lauren	D	-2.89	0.30	LEN	Lennar	A	2.28	0.30
2015-08-03	BXP	Boston Properties	C	-1.86	0.10	CB	Chubb Corp	A	2.23	0.10
2015-08-03	TAP	Molson Coors Brewing	D	-2.85	0.20	LEG	Leggett & Platt	A	2.28	0.20
2015-08-03	OMC	Omnicom	C	-1.85	-0.30	NFLX	Netflix	A	2.41	-0.30
2015-08-03	RTN	Raytheon	C	-1.84	-0.10	EXPD	Expeditors International Of Washington	A	2.18	-0.10
2015-08-03	SLB	Schlumberger	C	-1.85	0.70	HP	Helmerich & Payne	B	1.17	0.70
2015-08-03	SO	Southern	D	-2.86	-0.60	HSP	Hospira	A	2.49	-0.60
2015-08-03	EQY	Equity One Reit	C	-1.85	0.00	CBG	Cbre	A	2.23	0.00
2015-08-03	SPXC	Spx	D	-2.90	0.30					
2015-08-03	STR	Questar Corp	D	-2.86	0.10	HSIC	Henry Schein	A	2.48	0.10
2015-08-03	SYZ	Sysco	D	-2.85	-0.10	KR	Kroger	A	2.37	-0.10
2015-08-03	ALV	Autoliv	C	-1.87	-0.20	MHK	Mohawk Industries	A	2.27	-0.20
2015-08-03	TROW	T Rowe Price	D	-2.85	-0.30	PSA	Public Storage	A	2.23	-0.30
2015-08-03	SLG	SI Green Realty	C	-1.86	0.00	XL	XL	A	2.22	0.00
2015-08-03	TXN	Texas Instruments	C	-1.86	0.30	VRSN	Verisign	A	2.25	0.30
2015-08-03	TXT	Texttron	C	-1.85	-0.10	XYL	Xylem	A	2.16	-0.10
2015-08-03	WEX	Wex	C	-1.86	0.20	PH	Parker-hannifin	A	2.16	0.20
2015-08-03	UNP	Union Pacific	D	-2.87	0.50	PWR	Quanta Services	B	1.18	0.50
2015-08-03	VNO	Vornado Realty Trust	C	-1.86	0.10	WU	The Western Union	A	2.22	0.10
2015-08-03	WM	Waste Management	C	-1.85	-0.20	EW	Edwards Lifesciences	A	2.39	-0.20
2015-08-03	WMT	Wal-mart Stores	D	-2.87	-0.30	DNB	Dun & Bradstreet International	A	2.32	-0.30
2015-08-03	X	United States Steel	D	-2.88	0.50	IFF	Flavors & Fragrances	A	2.21	0.50
2015-08-03	PXD	Pioneer Natural Resources	D	-2.89	0.10	BCR	C R Bard	A	2.33	0.10
2015-08-03	IVZ	Invesco Cameron	D	-2.85	0.80	STI	Suntrust Banks	A	2.21	0.80
2015-08-03	CAM	International Corp.	C	-1.85	-0.10	UHS	Universal Health Services	A	2.33	-0.10

Date	Ticker	Name	R	SM	W (%)	Ticker	Name	R	SM	W (%)
2015-08-03	EOG	Eog Resources	D	-2.87	0.30	ZTS	Zoetis	A	2.28	0.30
2015-08-03	INTC	Intel	D	-2.87	-0.20	ALTR	Altera Corp.	A	2.24	-0.20
2015-08-03	ETR	Entergy	D	-2.87	-0.20	ISRG	Intuitive Surgical	A	2.25	-0.20
2015-08-03	DISH	Dish Network	C	-1.86	0.60	AZO	Autozone	A	2.32	0.60
2015-08-03	SRE	Sempra Energy	D	-2.85	0.00	DGX	Quest Diagnostics	A	2.24	0.00
2015-08-03	COG	Cabot Oil & Gas	C	-1.88	0.40	WAT	Waters	A	2.23	0.40
2015-08-03	CMP	Compass Minerals International	D	-2.86	-0.00	APD	Air Products & Chemicals	A	2.20	-0.00
2015-08-03	CBS	Cbs	C	-1.86	0.80	AN	Autonation	A	2.30	0.80
2015-08-03	MU	Micron Technology	D	-2.91	-0.10					
2015-08-03	IPG	Interpublic Group Of Companies	C	-1.84	-0.20	ROST	Ross Stores	A	2.28	-0.20
2015-08-03	QCOM	Qualcomm	D	-2.85	0.20	CERN	Cerner	A	2.24	0.20
2015-08-03	PX	Praxair	D	-2.85	-0.10	PPG	Ppg Industries	A	2.20	-0.10
2015-08-03	WFM	Whole Foods Market	C	-1.90	-0.30	TSCO	Tractor Supply	A	2.27	-0.30
2015-08-03	KSS	Kohl's	C	-1.87	-0.20	CVC	Cablevision Systems Corp	A	2.27	-0.20
2015-08-03	TRP	Transcanada	D	-2.86	0.20	GOOG	Google Class C	A	2.20	0.20
2015-08-03	EIX	Edison International	C	-1.85	0.60	LH	Laboratory Corp Of America	A	2.23	0.60
2015-08-03	CAH	Cardinal Health	C	-1.84	-0.20	DLTR	Dollar Tree	A	2.26	-0.20
2015-08-03	O	Realty Income	C	-1.85	-0.00	HBAN	Huntington Bancshares	A	2.21	-0.00
2015-08-03	CP	Canadian Pacific Railway	D	-2.86	0.20	AAP	Advance Auto Parts	A	2.20	0.20
2015-08-03	SE	Spectra Energy	D	-2.87	-0.30	BDX	Becton Dickinson	A	2.23	-0.30
2015-08-03	NE	Noble	D	-2.89	-0.00	THC	Tenet Healthcare	A	2.22	-0.00
2015-08-03	MCK	Mckesson	C	-1.85	2.10	LB	L Brands	A	2.26	2.10
2015-08-03	STX	Seagate Technology	D	-2.88	-0.20	HRS	Harris	A	2.22	-0.20
2015-08-03	CNP	Centerpoint Energy	D	-2.87	0.10	CTXS	Citrix Systems	A	2.22	0.10
2015-08-03	SNDK	Sandisk Corp	D	-2.91	-0.10					
2015-08-03	VTR	Ventas	C	-1.86	-0.50	MCO	Moody's	A	2.21	-0.50
2015-08-03	AMP	Ameriprise Financial	C	-1.85	0.70	PFG	Principal Financial	A	2.20	0.70
2015-08-03	XOM	Exxon Mobil	D	-2.88	0.30	BBY	Best Buy	A	2.22	0.30
2015-08-03	VZ	Verizon Communications	D	-2.85	0.40	SPLS	Staples	A	2.22	0.40
2015-08-03	IONS	Ionis Pharmaceuticals	C	-1.88	-0.30	MNK	Mallinckrodt	A	2.50	-0.30
2015-08-03	CVX	Chevron	D	-2.89	0.40	PDCO	Patterson Companies	A	2.22	0.40
2015-08-03	HPQ	Hp	D	-2.88	0.20	GOOGL	Google Class A	A	2.22	0.20
2015-08-03	GM	General Motors	D	-2.86	2.60	NWL	Newell Brands	A	2.25	2.60
2015-08-03	TS	Tenaris Adr	D	-2.87	-0.10	EMN	Eastman Chemical	A	2.19	-0.10
2015-08-03	BDC	Belden	C	-1.90	0.00	YUM	Yum Brands	A	2.22	0.00
2015-08-03	DFS	Discover Financial Services	D	-2.85	0.30	PRU	Prudential Financial	A	2.20	0.30
2015-08-03	CXO	Concho Resources	C	-1.86	0.10	TMO	Thermo Fisher Scientific	A	2.21	0.10
2015-08-03	DAL	Delta Air Lines	C	-1.83	0.90	EBAY	Ebay	A	2.24	0.90
2015-08-03	TEL	Te Connectivity	C	-1.86	0.90	XRAY	Dentsply Intl	A	2.21	0.90
2015-08-03	SNI	Scripps Networks Interactive	D	-2.87	-0.20	GME	Gamestop Corp New	A	2.23	-0.20
2015-08-03	AWK	American Water Works	C	-1.85	0.10	EL	Estee Lauder Companies	A	2.21	0.10
2015-08-03	MJN	Mead Johnson Nutrition	D	-2.86	-0.20	CAG	Conagra Brands	A	2.22	-0.20
2015-08-03	KMI	Kinder Morgan	C	-1.87	-0.10	ABBV	Abbvie	A	2.21	-0.10
2015-08-03	BRX	Brixmor Property	C	-1.85	0.10	CINF	Cincinnati Financial	A	2.19	0.10
2015-08-03	SRC	Spirit Realty Capital	D	-2.87	0.00	HCBK	Hudson City Bancorp	A	2.18	0.00
2015-08-03	ADT	ADT Corporation	D	-2.87	-0.30	PCLN	The Priceline	A	2.21	-0.30
2015-08-03	FOXA	Twenty-first Century Fox	D	-2.85	1.40	TGNA	Tegna	A	2.23	1.40
2015-08-03	AAL	American Airlines	C	-1.88	-0.20	TWC	Time Warner Cable Inc.	A	2.22	-0.20
2015-08-03	BHGE	Baker Hughes, A Ge	C	-1.87	0.10	MKC	Mccormick	A	2.21	0.10
2015-09-01	AAPL	Apple	C	-1.87	3.80	BRCM	Broadcom Corp	A	2.33	3.80
2015-09-01	APH	Amphenol	C	-1.86	0.10	CTAS	Cintas	A	2.52	0.10

Date	Ticker	Name	R	SM	W (%)	Ticker	Name	R	SM	W (%)
2015-09-01	AMB	Prologis	D	-2.85	0.30	MHFI	McGraw Hill Fin	A	2.56	0.30
2015-09-01	FLR	Fluor	D	-2.88	0.30	FDX	Fedex	A	2.29	0.30
2015-09-01	ADI	Analog Devices	C	-1.87	-0.10	RHT	Red Hat	A	2.25	-0.10
2015-09-01	ADM	Archer Daniels Midland	D	-2.86	0.00	SNA	Snap-on	A	2.54	0.00
2015-09-01	ROK	Rockwell Automation	C	-1.86	-0.60	SEE	Sealed Air	A	2.28	-0.60
2015-09-01	HES	Hess	D	-2.88	-0.10	TSO	Tesoro	A	2.32	-0.10
2015-09-01	AJG	Arthur J.gallagher	C	-1.86	0.10	BK	Bank Of New York Mellon	A	2.31	0.10
2015-09-01	AON	Aon	C	-1.86	-0.10	JPM	Jpmorgan Chase	A	2.31	-0.10
2015-09-01	ALLY	Ally Financial	C	-1.85	0.20	MAC	Macerich	A	2.22	0.20
2015-09-01	APC	Anadarko Petroleum	D	-2.88	0.60	CAM	Cameron International Corp.	A	2.26	0.60
2015-09-01	ANTM	Anthem	C	-1.87	-0.10	HCA	Hca	A	2.80	-0.10
2015-09-01	BEN	Franklin Resources Taiwan	D	-2.89	-0.20	CB	Chubb Corp	A	2.22	-0.20
2015-09-01	TSM	Semiconductor Manufacturing Adr	C	-1.87	-0.70	FFIV	F5 Networks	A	2.24	-0.70
2015-09-01	LPT	Liberty Property Trust	D	-2.88	0.10	PSA	Public Storage	A	2.22	0.10
2015-09-01	CCK	Crown	C	-1.86	0.90	TSS	Total System Services	A	2.26	0.90
2015-09-01	CL	Colgate-palmolive	C	-1.86	0.30	EA	Electronic Arts	A	2.50	0.30
2015-09-01	MOS	The Mosaic	D	-2.88	0.40	SIAL	Sigma Aldrich	A	2.35	0.40
2015-09-01	MAR	Marriott International	C	-1.86	-0.30	CVS	Cvs Health	A	2.52	-0.30
2015-09-01	DCI	Donaldson	D	-2.88	-0.10	ALLE	Allegion	A	2.24	-0.10
2015-09-01	DD	E.i. Du Pont De Nemours	D	-2.89	0.20	CF	Cf Industries	A	2.27	0.20
2015-09-01	DOW	Dow Chemical	D	-2.87	0.80	AVY	Avery Dennison	A	2.22	0.80
2015-09-01	DUK	Duke Energy	D	-2.87	-0.60	TE	Teco Energy International	A	2.20	-0.60
2015-09-01	ECL	Ecolab	C	-1.85	-0.30	IFF	Flavors & Fragrances	A	2.19	-0.30
2015-09-01	EGN	Energen	D	-2.89	0.10	UHS	Universal Health Services	A	2.29	0.10
2015-09-01	EMR	Emerson Electric	D	-2.88	-0.00	PCP	Precision Castparts	A	2.20	-0.00
2015-09-01	EQT	Eqt	D	-2.86	0.70	ZTS	Zoetis	A	2.26	0.70
2015-09-01	ESV	Ensco	D	-2.95	-0.00	DHR	Danaher	A	2.20	0.10
2015-09-01	ETN	Eaton	D	-2.88	0.10	WHR	Whirlpool	A	2.49	-0.20
2015-09-01	BWA	Borgwarner	D	-2.89	-0.20	PKI	Perkinelmer	A	2.19	-0.00
2015-09-01	FAST	Fastenal	D	-2.86	-0.00	APD	Air Products & Chemicals	A	2.19	-0.20
2015-09-01	FCX	Freeport-mcmoran	D	-2.93	-0.20	CME	Cme	A	2.22	-0.20
2015-09-01	FMC	Fmc	D	-2.89	-0.20	ADP	Automatic Data Processing	A	2.19	0.10
2015-09-01	FRT	Federal Realty Investment Trust	C	-1.86	-0.20	ETFC	Etrade Financial Expeditors	A	2.21	0.20
2015-09-01	GE	General Electric	C	-1.86	0.10	EXPD	International Of Washington	A	2.18	-0.00
2015-09-01	AXLL	Axiall Corporation	D	-2.92	0.10	ISRG	Intuitive Surgical	A	2.24	-0.10
2015-09-01	STT	State Street	C	-1.86	0.20	ATVI	Activision Blizzard	A	2.44	0.90
2015-09-01	GWV	Ww Grainger	D	-2.85	-0.00	XL	XL	A	2.21	-0.40
2015-09-01	HAL	Halliburton	D	-2.87	-0.10	WU	The Western Union	A	2.19	0.10
2015-09-01	HAR	Harman Ind Inc	C	-1.89	0.90	MNST	Monster Beverage	A	2.44	0.50
2015-09-01	HCN	Welltower	C	-1.88	-0.40	ORLY	O'reilly Automotive	A	2.48	-0.10
2015-09-01	HCP	Hcp	D	-2.87	0.10	VRSN	Verisign	A	2.24	-0.50
2015-09-01	QEP	Qep Resources	D	-2.91	-0.20	AME	Ametek	A	2.18	0.10
2015-09-01	HSY	The Hershey	D	-2.87	0.50	SRCL	Stericycle	A	2.18	-0.10
2015-09-01	KMX	Carmax	C	-1.87	-0.10	UPS	United Parcel Service	A	2.17	0.40
2015-09-01	IBM	IBM	D	-2.86	-0.50	HBAN	Huntington Bancshares	A	2.19	0.10
2015-09-01	IR	Ingersoll-rand	C	-1.87	0.10	DE	Deere	A	2.16	0.00
2015-09-01	ITW	Illinois Tool Works	C	-1.86	-0.10					
2015-09-01	LLL	L3 Technologies	C	-1.87	0.40					
2015-09-01	AMTD	Td Ameritrade	C	-1.86	0.10					
2015-09-01	JEC	Jacobs Engineering	D	-2.85	0.00					

Date	Ticker	Name	R	SM	W (%)	Ticker	Name	R	SM	W (%)
2015-09-01	JNJ	Johnson & Johnson	D	-2.85	0.40	HSP	Hospira	A	2.49	0.40
2015-09-01	KLAC	Kla-tencor	D	-2.90	0.90					
2015-09-01	KSU	Kansas City Southern	D	-2.88	0.00	XYL	Xylem	A	2.15	0.00
2015-09-01	LLTC	Linear Technology	D	-2.87	-0.20	GOOGL	Google Class A	A	2.21	-0.20
2015-09-01	LUV	Southwest Airlines	C	-1.87	-0.40	NFLX	Netflix	A	2.39	-0.40
2015-09-01	MAT	Mattel	D	-2.92	-0.00					
2015-09-01	MDT	Medtronic	C	-1.85	-0.20	HSIC	Henry Schein	A	2.43	-0.20
2015-09-01	MMC	Marsh & McLennan Cos	C	-1.85	1.40	CBG	Cbre	A	2.19	1.40
2015-09-01	MRK	Merck & Co	D	-2.86	-0.20	EW	Edwards Lifesciences	A	2.35	-0.20
2015-09-01	MSFT	Microsoft	C	-1.86	2.90	HRS	Harris	A	2.20	2.90
2015-09-01	NUE	Nucor	D	-2.86	0.10	PPG	Ppg Industries	A	2.17	0.10
2015-09-01	F	Ford Motor	D	-2.86	0.10	HRL	Hormel Foods	A	2.35	0.10
2015-09-01	OXY	Occidental Petroleum	D	-2.85	3.00	TGT	Target	A	2.22	3.00
2015-09-01	PCAR	Paccar	C	-1.86	1.00	FLIR	Flir Systems	B	1.16	1.00
2015-09-01	PG	Procter & Gamble	D	-2.88	0.80	RAI	Reynolds American	A	2.34	0.80
2015-09-01	RL	Ralph Lauren	D	-2.90	0.30					
2015-09-01	BXP	Boston Properties	C	-1.87	0.10	MCO	Moody's	A	2.18	0.10
2015-09-01	TAP	Molson Coors Brewing	D	-2.86	0.20	LEN	Lennar	A	2.26	0.20
2015-09-01	OMC	Omnicom	C	-1.87	-0.30	EXPE	Expedia	A	2.38	-0.30
2015-09-01	SHW	Sherwin-williams	C	-1.86	0.00	PNR	Pentair	B	1.15	0.00
2015-09-01	SLB	Schlumberger	D	-2.86	0.60	TWC	Time Warner Cable Inc.	A	2.21	0.60
2015-09-01	SPXC	Spx	D	-2.92	0.30					
2015-09-01	STR	Questar Corp	D	-2.88	0.10	WEC	Wec Energy	A	2.19	0.10
2015-09-01	ALV	Autoliv	C	-1.87	-0.20	MHK	Mohawk Industries	A	2.26	-0.20
2015-09-01	TROW	T Rowe Price	D	-2.87	-0.30	STI	Suntrust Banks	A	2.18	-0.30
2015-09-01	SLG	SI Green Realty	C	-1.87	0.00	CINF	Cincinnati Financial	A	2.17	0.00
2015-09-01	TXN	Texas Instruments	C	-1.87	0.50	CERN	Cerner	A	2.20	0.50
2015-09-01	TXT	Textron	C	-1.87	-0.10	GME	Gamestop Corp New	A	2.21	-0.10
2015-09-01	WEX	Wex	D	-2.87	0.20	SPLS	Staples	A	2.21	0.20
2015-09-01	UNP	Union Pacific	D	-2.89	0.90	LH	Laboratory Corp Of America	A	2.21	0.90
2015-09-01	UTX	United Technologies	D	-2.88	0.90	PVH	Pvh	A	2.21	0.90
2015-09-01	VNO	Vornado Realty Trust	C	-1.88	0.10	CCI	Crown Castle Intl Corp	A	2.17	0.10
2015-09-01	WMT	Wal-mart Stores	D	-2.88	-0.40	AZO	Autozone	A	2.33	-0.40
2015-09-01	X	United States Steel	D	-2.90	0.90					
2015-09-01	PXD	Pioneer Natural Resources	D	-2.89	0.10	CCE	Coca-Cola Enterprises	A	2.20	0.10
2015-09-01	IVZ	Invesco	D	-2.87	0.80	PRU	Prudential Financial	A	2.17	0.80
2015-09-01	MRVL	Marvell Technology	D	-2.89	0.00	GOOG	Google Class C	A	2.19	0.00
2015-09-01	EOG	Eog Resources	D	-2.87	0.60	PCLN	The Priceline	A	2.20	0.60
2015-09-01	INTC	Intel	D	-2.88	-0.40	CTXS	Citrix Systems	A	2.19	-0.40
2015-09-01	BSX	Boston Scientific	C	-1.86	0.40	SYK	Stryker	A	2.32	0.40
2015-09-01	ETR	Entergy	D	-2.88	-0.10	PCG	Pg&e	A	2.18	-0.10
2015-09-01	DISH	Dish Network	C	-1.88	0.60	KR	Kroger	A	2.32	0.60
2015-09-01	SRE	Sempra Energy	D	-2.87	0.00	DTE	Dte Energy	A	2.17	0.00
2015-09-01	ATML	Atmel Corp	C	-1.87	-0.00	MOT	Motorola Solutions	B	1.19	-0.00
2015-09-01	COG	Cabot Oil & Gas	D	-2.89	0.50	CAG	Conagra Brands	A	2.20	0.50
2015-09-01	CMP	Compass Minerals International	D	-2.86	-0.00	ARG	Airgas Inc	B	1.16	-0.00
2015-09-01	CBS	Cbs	D	-2.88	0.70	AN	Autonation	A	2.28	0.70
2015-09-01	AVGO	Avago Technologies	C	-1.87	2.90	AAP	Advance Auto Parts	A	2.20	2.90
2015-09-01	MU	Micron Technology	D	-2.93	-0.10					
2015-09-01	ENB	Enbridge	C	-1.87	-0.10	FD	Macy's	A	2.17	-0.10
2015-09-01	IPG	Interpublic Group Of Companies	C	-1.86	-0.20	DNB	Dun & Bradstreet	A	2.26	-0.20
2015-09-01	QCOM	Qualcomm	D	-2.87	0.20	BDX	Becton Dickinson	A	2.20	0.20
2015-09-01	PX	Praxair	D	-2.87	-0.10	MKC	Mccormick	A	2.20	-0.10
2015-09-01	WFM	Whole Foods Market	D	-2.91	-0.40					

Date	Ticker	Name	R	SM	W (%)	Ticker	Name	R	SM	W (%)
2015-09-01	KSS	Kohl's	C	-1.89	-0.20	LB	L Brands	A	2.26	-0.20
2015-09-01	MG	Magna International	C	-1.86	0.30	MCD	McDonald's	A	2.17	0.30
2015-09-01	TRP	Transcanada	D	-2.88	0.20	VAR	Varian Medical Systems	A	2.17	0.20
2015-09-01	EIX	Edison International	C	-1.86	0.50	D	Dominion Resources	A	2.17	0.50
2015-09-01	CAH	Cardinal Health	C	-1.85	-0.20	ROST	Ross Stores	A	2.25	-0.20
2015-09-01	O	Realty Income	C	-1.87	-0.00	SPG	Simon Property	A	2.17	-0.00
2015-09-01	CP	Canadian Pacific Railway	D	-2.87	0.10	JCI	Johnson Controls	A	2.16	0.10
2015-09-01	SE	Spectra Energy	D	-2.88	-0.30	SJM	Jm Smucker	A	2.20	-0.30
2015-09-01	NE	Noble	D	-2.88	-0.00	PDCO	Patterson Companies	A	2.19	-0.00
2015-09-01	MCK	Mckesson	C	-1.87	2.10	BBY	Best Buy	A	2.24	2.10
2015-09-01	STX	Seagate Technology	D	-2.88	-0.30	XRAY	Dentsply Intl	A	2.19	-0.30
2015-09-01	CNP	Centerpoint Energy	D	-2.88	0.00	AEP	American Electric Power	A	2.17	0.00
2015-09-01	SNDK	Sandisk Corp	D	-2.92	-0.10	LNC	Lincoln National	A	2.17	-0.60
2015-09-01	VTR	Ventas	C	-1.87	-0.60	KIM	Kimco Realty	A	2.17	0.60
2015-09-01	AMP	Ameriprise Financial	C	-1.87	0.60	GT	Goodyear Tire & Rubber	A	2.19	0.20
2015-09-01	XOM	Exxon Mobil	D	-2.88	0.20	SIG	Signet Jewelers	A	2.19	0.20
2015-09-01	VZ	Verizon Communications	D	-2.85	0.20	PPL	Ppl	B	1.17	0.50
2015-09-01	EXC	Exelon	D	-2.85	0.50	BCR	C R Bard	A	2.32	-0.30
2015-09-01	IONS	Ionis Pharmaceuticals	C	-1.89	-0.30	THC	Tenet Healthcare	A	2.19	0.90
2015-09-01	CVX	Chevron	D	-2.90	0.40	ESS	Essex Property Trust	A	2.17	0.10
2015-09-01	HPQ	Hp	D	-2.89	0.90	LEG	Leggett & Platt	A	2.25	2.70
2015-09-01	ACC	American Campus Communities	D	-2.88	0.10	HRB	H.& R.block	A	2.19	-0.10
2015-09-01	GM	General Motors	D	-2.88	2.70	TMO	Thermo Fisher Scientific	A	2.18	-0.10
2015-09-01	TS	Tenaris Adr	D	-2.87	-0.10	TSN	Tyson Foods	A	2.18	0.20
2015-09-01	WLK	Westlake Chemical	D	-2.88	-0.10	EQR	Equity Residential	A	2.17	0.60
2015-09-01	AER	Aercap	C	-1.87	0.20	TGNA	Tegna	A	2.18	-0.20
2015-09-01	DFS	Discover Financial Services	D	-2.86	0.60	MO	Altria	A	2.18	0.30
2015-09-01	AL	Air Lease	D	-2.87	-0.20	ABBV	Abbvie	A	2.18	1.00
2015-09-01	CXO	Concho Resources	D	-2.87	0.30	CVC	Cablevision Systems Corp	A	2.24	-0.30
2015-09-01	TEL	Te Connectivity	C	-1.87	1.00	AES	Aes	B	1.16	0.10
2015-09-01	SNI	Scripps Networks Interactive	D	-2.89	-0.30	NWL	Newell Brands	A	2.24	-0.20
2015-09-01	AWK	American Water Works	C	-1.85	0.10	EL	Estee Lauder Companies	A	2.18	-0.10
2015-09-01	MJN	Mead Johnson Nutrition	D	-2.88	-0.20	UNM	Unum	A	2.16	0.00
2015-09-01	KMI	Kinder Morgan	D	-2.88	-0.10	CLX	Clorox	A	2.17	0.00
2015-09-01	SRC	Spirit Realty Capital	D	-2.88	0.00	DPS	Dr Pepper Snapple	A	2.17	-0.30
2015-09-01	FANG	Diamondback Energy	D	-2.87	0.00	TSCO	Tractor Supply	A	2.24	1.70
2015-09-01	ADT	ADT Corporation	D	-2.88	-0.30	DLTR	Dollar Tree	A	2.23	0.50
2015-09-01	FOXA	Twenty-first Century Fox	D	-2.89	1.70	EBAY	Ebay	A	2.23	-0.20
2015-09-01	FOX	Twenty-first Century Fox	D	-2.87	0.50	TRIP	Tripadvisor	A	2.17	1.10
2015-09-01	AAL	American Airlines	C	-1.88	-0.20	BRCM	Broadcom Corp	A	2.34	4.00
2015-09-01	AVGO	Broadcom	C	-1.87	1.10	CTAS	Cintas	A	2.53	0.10
2015-10-01	AAPL	Apple	C	-1.86	4.00	MHFI	McGraw Hill Fin	A	2.53	0.30
2015-10-01	APH	Amphenol	C	-1.86	0.10	TSS	Total System Services	A	2.26	0.30
2015-10-01	AMB	Prologis	D	-2.85	0.30	VRSN	Verisign	A	2.25	-0.10
2015-10-01	FLR	Fluor	D	-2.88	0.30	BK	Bank Of New York Mellon	A	2.32	1.10
2015-10-01	ADI	Analog Devices	C	-1.87	-0.10	EA	Electronic Arts	A	2.53	0.00
2015-10-01	MET	Metlife	D	-2.86	1.10	SEE	Sealed Air	A	2.26	-0.60
2015-10-01	ADM	Archer Daniels Midland	D	-2.87	0.00					
2015-10-01	ROK	Rockwell Automation	C	-1.87	-0.60					

Date	Ticker	Name	R	SM	W (%)	Ticker	Name	R	SM	W (%)
2015-10-01	HES	Hess	D	-2.89	-0.10	TSO	Tesoro	A	2.35	-0.10
2015-10-01	AJG	Arthur J.gallagher	D	-2.86	0.30	PSA	Public Storage	A	2.24	0.30
2015-10-01	AON	Aon	C	-1.86	-0.10	MAC	Macerich	A	2.23	-0.10
2015-10-01	ALLY	Ally Financial	C	-1.85	0.20	CB	Chubb Corp Cameron International Corp.	A	2.23	0.20
2015-10-01	APC	Anadarko Petroleum	D	-2.89	0.50	CAM	International Corp.	A	2.24	0.50
2015-10-01	ASB	Associated Banc-corp	C	-1.86	-0.10	XL	XL	A	2.20	-0.10
2015-10-01	ANTM	Anthem	C	-1.86	-0.10	HSIC	Henry Schein	A	2.44	-0.10
2015-10-01	SAM	Boston Beer	D	-2.89	0.10	SNA	Snap-on	A	2.52	0.10
2015-10-01	BEN	Franklin Resources	D	-2.89	-0.20	WU	The Western Union	A	2.19	-0.20
2015-10-01	TSM	Taiwan Semiconductor Manufacturing Adr	D	-2.86	-0.50	ALTR	Altera Corp.	A	2.24	-0.50
2015-10-01	BMS	Bemis	C	-1.86	-0.00	ALLE	Allegion	A	2.24	-0.00
2015-10-01	LPT	Liberty Property Trust	D	-2.87	0.10	HBAN	Huntington Bancshares	A	2.19	0.10
2015-10-01	CCK	Crown	C	-1.86	0.90	ADP	Automatic Data Processing	A	2.21	0.90
2015-10-01	CL	Colgate-palmolive	D	-2.85	0.30	ATVI	Activision Blizzard	A	2.49	0.30
2015-10-01	MON	Monsanto	D	-2.89	-0.00	WHR	Whirlpool	A	2.45	-0.00
2015-10-01	MOS	The Mosaic	D	-2.91	0.40					
2015-10-01	MAR	Marriott International	D	-2.86	-0.30	ORLY	O'reilly Automotive	A	2.53	-0.30
2015-10-01	COF	Capital One Financial	D	-2.87	-0.10	CBG	Cbre	A	2.19	-0.10
2015-10-01	DCI	Donaldson	D	-2.89	-0.10	PCP	Precision Castparts	A	2.20	-0.10
2015-10-01	DD	E.i. Du Pont De Nemours	D	-2.89	0.00	SIAL	Sigma Aldrich	A	2.34	0.00
2015-10-01	DOW	Dow Chemical	D	-2.87	0.50	AVY	Avery Dennison	A	2.23	0.50
2015-10-01	DUK	Duke Energy	D	-2.87	-0.80	TE	Teco Energy International	A	2.25	-0.80
2015-10-01	ECL	Ecolab	D	-2.84	-0.30	IFF	Flavors & Fragrances	A	2.19	-0.30
2015-10-01	EGN	Energen	D	-2.89	0.10	SJM	Jm Smucker	A	2.19	0.10
2015-10-01	EMC	EMC Corp	D	-2.85	-0.20	FFIV	F5 Networks	A	2.24	-0.20
2015-10-01	EMR	Emerson Electric	D	-2.88	-0.00	DHR	Danaher	A	2.20	-0.00
2015-10-01	EQT	Eq	D	-2.88	0.70	TSN	Tyson Foods	A	2.19	0.70
2015-10-01	ALB	Albemarle	D	-2.88	0.10	APD	Air Products & Chemicals	A	2.18	0.10
2015-10-01	ESV	Ensco	D	-2.96	-0.00					
2015-10-01	BWA	Borgwarner	D	-2.89	-0.10	MNST	Monster Beverage	A	2.43	-0.10
2015-10-01	FAST	Fastenal	D	-2.86	-0.10	AME	Ametek	A	2.18	-0.10
2015-10-01	FCX	Freeport-mcmoran	D	-2.93	-0.10					
2015-10-01	FMC	Fmc	D	-2.91	-0.20					
2015-10-01	FRT	Federal Realty Investment Trust	C	-1.85	-0.20	FITB	Fifth Third Bancorp Expeditors	A	2.18	-0.20
2015-10-01	GE	General Electric	D	-2.85	0.90	EXPD	International Of Washington	A	2.18	0.90
2015-10-01	AXLL	Axiall Corporation	D	-2.95	0.10					
2015-10-01	GWV	Ww Grainger	D	-2.86	-0.00	SRCL	Stericycle	A	2.18	-0.00
2015-10-01	HAL	Halliburton	D	-2.88	-0.10	SIG	Signet Jewelers	A	2.19	-0.10
2015-10-01	HAR	Harman Ind Inc	C	-1.89	1.00	HRL	Hormel Foods	A	2.37	1.00
2015-10-01	HCN	Welltower	D	-2.87	-0.40	SPG	Simon Property	A	2.18	-0.40
2015-10-01	HCP	Hcp	D	-2.87	0.10	CINF	Cincinnati Financial	A	2.18	0.10
2015-10-01	QEP	Qep Resources	D	-2.91	-0.30					
2015-10-01	HP	Helmerich & Payne	D	-2.90	-0.10					
2015-10-01	IBM	IBM	D	-2.86	-0.50	GOOGL	Google Class A	A	2.22	-0.50
2015-10-01	EMN	Eastman Chemical	D	-2.86	0.20	MO	Altria United Parcel Service	A	2.19	0.20
2015-10-01	IR	Ingersoll-rand	D	-2.88	0.10	UPS	United Parcel Service	A	2.17	0.10
2015-10-01	ITW	Illinois Tool Works	D	-2.86	-0.10	FLIR	Flir Systems	B	1.15	-0.10
2015-10-01	LLL	L3 Technologies	C	-1.87	0.30	EL	Estee Lauder Companies	A	2.19	0.30
2015-10-01	AMTD	Td Ameritrade	C	-1.86	0.10	EQR	Equity Residential	A	2.18	0.10
2015-10-01	JNJ	Johnson & Johnson	D	-2.85	0.10	EW	Edwards Lifesciences	A	2.39	0.10

Date	Ticker	Name	R	SM	W (%)	Ticker	Name	R	SM	W (%)
2015-10-01	KLAC	Kla-tencor	D	-2.90	0.80					
2015-10-01	KSU	Kansas City Southern	D	-2.88	0.00	SPLS	Staples	A	2.19	0.00
2015-10-01	LLTC	Linear Technology	D	-2.87	-0.40	CTXS	Citrix Systems	A	2.21	-0.40
2015-10-01	LRCX	Lam Research	D	-2.87	2.40	CERN	Cerner	A	2.20	2.40
2015-10-01	LUV	Southwest Airlines	C	-1.86	-0.40	CVS	Cvs Health	A	2.50	-0.40
2015-10-01	MAT	Mattel	D	-2.93	-0.00					
2015-10-01	MDT	Medtronic	C	-1.86	-0.20	BCR	C R Bard	A	2.32	-0.20
2015-10-01	MMC	Marsh & McLennan Cos	C	-1.85	1.40	ESS	Essex Property Trust	A	2.18	1.40
2015-10-01		Minnesota Mng.& Mfg	D	-2.86	-0.50	CLX	Clorox	A	2.18	-0.50
2015-10-01	MRK	Merck & Co	D	-2.87	-0.10	SYK	Stryker	A	2.32	-0.10
2015-10-01	MSFT	Microsoft	C	-1.85	3.00	MOT	Motorola Solutions	A	2.20	3.00
2015-10-01	MXIM	Maxim Integrated Products	C	-1.85	-0.00	HRS	Harris	A	2.20	-0.00
2015-10-01	NTRS	Northern Trust	C	-1.86	-0.20	AIV	Apartment Investment & Management	A	2.17	-0.20
2015-10-01	NUE	Nucor	D	-2.87	0.10	DPS	Dr Pepper Snapple	A	2.18	0.10
2015-10-01	ORCL	Oracle	D	-2.87	0.00	GOOG	Google Class C	A	2.20	0.00
2015-10-01	F	Ford Motor	D	-2.86	0.10	RAI	Reynolds American	A	2.36	0.10
2015-10-01	OXY	Occidental Petroleum	D	-2.86	2.20	TGNA	Tegna	A	2.18	2.20
2015-10-01	PBCT	People's United Financial	C	-1.84	-0.30	PRU	Prudential Financial	A	2.17	-0.30
2015-10-01	PCAR	Paccar	D	-2.87	0.90	DTE	Dte Energy	A	2.18	0.90
2015-10-01	PG	Procter & Gamble	D	-2.87	0.80	LEN	Lennar	A	2.26	0.80
2015-10-01	RL	Ralph Lauren	D	-2.90	0.40	MHK	Mohawk Industries	A	2.25	0.40
2015-10-01	BXP	Boston Properties	D	-2.86	0.10	CCI	Crown Castle Intl Corp	A	2.17	0.10
2015-10-01	OMC	Omnicom	D	-2.86	-0.30	CM-CSK	Comcast Special A	A	2.50	-0.30
2015-10-01	T	At&t	D	-2.85	0.10	AEP	American Electric Power	A	2.18	0.10
2015-10-01	SHW	Sherwin-williams	C	-1.87	0.00	MCD	Mcdonald's	A	2.18	0.00
2015-10-01	SIVB	Svb Financial	C	-1.87	0.30	RF	Regions Financial	A	2.16	0.30
2015-10-01	SLB	Schlumberger	D	-2.88	0.60	PVH	Pvh	A	2.18	0.60
2015-10-01	SPXC	Spx	D	-2.94	0.00					
2015-10-01	STR	Questar Corp	D	-2.88	0.10	GAS	AGL Resources	A	2.22	0.10
2015-10-01	JAH	Jarden	C	-1.86	0.00	NWL	Newell Brands	A	2.24	0.00
2015-10-01	ALV	Autoliv	C	-1.86	-0.30	CAG	Conagra Brands	A	2.20	-0.30
2015-10-01	TROW	T Rowe Price	D	-2.87	-0.30	UNM	Unum	A	2.16	-0.30
2015-10-01	SLG	SI Green Realty	D	-2.86	0.20	BBT	Bb&t	A	2.16	0.20
2015-10-01	TXN	Texas Instruments	D	-2.87	0.90	D	Dominion Resources	A	2.17	0.90
2015-10-01	TXT	Textron	C	-1.86	-0.10	KMB	Kimberly-clark	A	2.17	-0.10
2015-10-01	WEX	Wex	D	-2.88	0.20	TRIP	Tripadvisor	A	2.16	0.20
2015-10-01	UNP	Union Pacific	D	-2.88	1.10	HOG	Harley-davidson	B	1.17	1.10
2015-10-01	UTX	United Technologies	D	-2.88	0.70	POM	Pepco Holdings	B	1.15	0.70
2015-10-01	VNO	Vornado Realty Trust	D	-2.87	0.10	AFL	Aflac	A	2.16	0.10
2015-10-01	WFC	Wells Fargo	C	-1.85	3.80					
2015-10-01	WMT	Wal-mart Stores	D	-2.88	-0.40	EXPE	Expedia	A	2.42	-0.40
2015-10-01	X	United States Steel	D	-2.94	0.60					
2015-10-01	PXD	Pioneer Natural Resources	D	-2.89	0.20					
2015-10-01	IVZ	Invesco	D	-2.87	0.80					
2015-10-01	MRVL	Marvell Technology	D	-2.91	0.20					
2015-10-01	EOG	Eog Resources	D	-2.88	0.60					
2015-10-01	INTC	Intel	D	-2.87	-0.40					
2015-10-01	BSX	Boston Scientific	C	-1.85	0.30	UHS	Universal Health Services	A	2.28	0.30
2015-10-01	ETR	Entergy	D	-2.88	-0.00	WEC	Wec Energy	A	2.21	-0.00
2015-10-01	BLK	Blackrock	D	-2.87	1.00					
2015-10-01	DISH	Dish Network	D	-2.88	0.60	NFLX	Netflix	A	2.39	0.60
2015-10-01	SRE	Sempra Energy	D	-2.86	0.00	PCG	Pg&e	A	2.20	0.00
2015-10-01	COG	Cabot Oil & Gas	D	-2.90	0.50					
2015-10-01	CMP	Compass Minerals International	D	-2.86	-0.00					
2015-10-01	CBS	Cbs	D	-2.90	0.70	KR	Kroger	A	2.35	0.70
2015-10-01	AVGO	Avago Technologies	C	-1.86	2.80					

Date	Ticker	Name	R	SM	W (%)	Ticker	Name	R	SM	W (%)
2015-10-01	MU	Micron Technology	D	-2.93	-0.10					
2015-10-01	GS	Goldman Sachs	C	-1.87	1.70					
2015-10-01	CMA	Comerica	D	-2.87	0.10					
2015-10-01	ENB	Enbridge	C	-1.87	-0.20					
2015-10-01	MRO	Marathon Oil	D	-2.92	0.10					
2015-10-01	IPG	Interpublic Group Of Companies	C	-1.86	-0.20	AZO	Autozone	A	2.34	-0.20
2015-10-01	PX	Praxair	D	-2.87	-0.10					
2015-10-01	UNH	Unitedhealth	C	-1.85	1.60	ISRG	Intuitive Surgical	A	2.21	1.60
2015-10-01	DISCA	Discovery Communications	D	-2.88	-0.20	CVC	Cablevision Systems Corp	A	2.31	-0.20
2015-10-01	GILD	Gilead Sciences	C	-1.87	0.60	LH	Laboratory Corp Of America	A	2.20	0.60
2015-10-01	WFM	Whole Foods Market	D	-2.91	-0.30					
2015-10-01	KSS	Kohl's	D	-2.91	-0.20					
2015-10-01	BBBY	Bed Bath & Beyond	D	-2.88	-0.30	LB	L Brands	A	2.29	-0.30
2015-10-01	BMRN	Biomarin Pharmaceutical	C	-1.86	0.40	BDX	Becton Dickinson	A	2.20	0.40
2015-10-01	MG	Magna International	C	-1.86	0.30					
2015-10-01	TRP	Transcanada	D	-2.88	0.30					
2015-10-01	SON	Sonoco Products	D	-2.87	-0.00					
2015-10-01	EIX	Edison International	C	-1.85	0.50	ES	Eversource Energy	A	2.18	0.50
2015-10-01	CAH	Cardinal Health	C	-1.86	-0.20	AN	Autonation	A	2.28	-0.20
2015-10-01	VRX	Valeant Pharmaceuticals International	C	-1.89	0.60					
2015-10-01	O	Realty Income	C	-1.86	-0.00					
2015-10-01	CP	Canadian Pacific Railway	D	-2.87	0.00					
2015-10-01	SE	Spectra Energy	D	-2.88	-0.30					
2015-10-01	ILMN	illumina	C	-1.89	0.70	XRAY	Dentsply Intl	A	2.19	0.70
2015-10-01	NE	Noble	D	-2.90	-0.00					
2015-10-01	MCK	Mckesson	C	-1.87	1.80	ROST	Ross Stores	A	2.26	1.80
2015-10-01	STX	Seagate Technology	D	-2.90	-0.10					
2015-10-01	TWX	Time Warner	D	-2.87	2.70	TSCO	Tractor Supply	A	2.25	2.70
2015-10-01	STJ	St Jude Medical Inc	C	-1.86	-0.30	PDCO	Patterson Companies	A	2.19	-0.30
2015-10-01	SNDK	Sandisk Corp	D	-2.91	-0.10					
2015-10-01	AET	Aetna	C	-1.86	0.80	TMO	Thermo Fisher Scientific	A	2.19	0.80
2015-10-01	VTR	Ventas	C	-1.87	-0.60					
2015-10-01	C	Citigroup	C	-1.86	1.70					
2015-10-01	AMP	Ameriprise Financial	D	-2.87	0.60					
2015-10-01	JWN	Nordstrom	C	-1.85	-0.00	TGT	Target	A	2.23	-0.00
2015-10-01	FHN	First Horizon National	C	-1.85	-0.30					
2015-10-01	EXC	Exelon	D	-2.86	0.20	PEG	Public Service Enterprise	A	2.18	0.20
2015-10-01	IONS	Ionis Pharmaceuticals	C	-1.91	-0.30	VAR	Varian Medical Systems	A	2.16	-0.30
2015-10-01	CVX	Chevron	D	-2.90	1.00					
2015-10-01	HPQ	Hp	D	-2.90	1.10					
2015-10-01	ACC	American Campus Communities	D	-2.87	0.10					
2015-10-01	GM	General Motors	D	-2.87	3.00	MKC	Mccormick	A	2.20	3.00
2015-10-01	DG	Dollar General	C	-1.85	0.30	AAP	Advance Auto Parts	A	2.22	0.30
2015-10-01	TS	Tenaris Adr	D	-2.87	-0.10					
2015-10-01	WLK	Westlake Chemical	D	-2.88	-0.10					
2015-10-01	DLR	Digital Realty Trust	D	-2.84	-0.20					
2015-10-01	AER	Aercap	C	-1.87	0.10					
2015-10-01	DFS	Discover Financial Services	D	-2.86	1.00					
2015-10-01	AL	Air Lease	D	-2.87	-0.20					
2015-10-01	CXO	Concho Resources	D	-2.87	0.20					
2015-10-01	LULU	Lululemon Athletica	C	-1.88	0.00	GT	Goodyear Tire & Rubber	A	2.20	0.00
2015-10-01	TEL	Te Connectivity	C	-1.86	1.10					

Date	Ticker	Name	R	SM	W (%)	Ticker	Name	R	SM	W (%)
2015-10-01	SNI	Scripps Networks Interactive	D	-2.90	-0.30	EBAY	Ebay	A	2.21	-0.30
2015-10-01	MJN	Mead Johnson Nutrition	D	-2.89	-0.00	CCE	Coca-Cola Enterprises	A	2.19	-0.00
2015-10-01	LYB	Lyondellbasell Industries	D	-2.86	-0.40					
2015-10-01	KMI	Kinder Morgan	D	-2.89	-0.10					
2015-10-01	MPC	Marathon Petroleum	C	-1.86	0.20					
2015-10-01	SRC	Spirit Realty Capital	D	-2.88	0.00					
2015-10-01	TIME	Time	D	-2.88	0.10	TWC	Time Warner Cable Inc.	A	2.21	0.10
2015-10-01	FANG	Diamondback Energy	D	-2.87	0.00					
2015-10-01	ADT	ADT Corporation	D	-2.88	-0.30					
2015-10-01	FOXA	Twenty-first Century Fox	D	-2.88	1.70	GME	Gamestop Corp New	A	2.21	1.70
2015-10-01	FOX	Twenty-first Century Fox	D	-2.86	0.50	PCLN	The Priceline	A	2.21	0.50
2015-10-01	HLT	Hilton Worldwide	C	-1.87	0.00	HRB	H.& R.block	A	2.21	0.00
2015-10-01	AAL	American Airlines	C	-1.88	-0.20	CMG	Chipotle Mexican Grill	A	2.20	-0.20
2015-10-01	AVGO	Broadcom	C	-1.86	1.00					
2015-11-02	AAPL	Apple	C	-1.85	3.80	BRCM	Broadcom Corp	A	2.35	3.80
2015-11-02	APH	Amphenol	C	-1.85	0.10	CTAS	Cintas	A	2.58	0.10
2015-11-02	ABT	Abbott Laboratories	D	-2.85	0.10	HSIC	Henry Schein	A	2.50	0.10
2015-11-02	FLR	Fluor	D	-2.86	0.30	TSS	Total System Services	A	2.30	0.30
2015-11-02	MET	Metlife	D	-2.85	1.10	EFX	Equifax	A	2.61	1.10
2015-11-02	ADM	Archer Daniels Midland	D	-2.85	0.00	SNA	Snap-on	A	2.58	0.00
2015-11-02	ROK	Rockwell Automation	D	-2.85	-0.60	SEE	Sealed Air	A	2.28	-0.60
2015-11-02	HES	Hess	D	-2.88	-0.20	TSO	Tesoro Cameron	A	2.39	-0.20
2015-11-02	VLO	Valero Energy	C	-1.84	0.30	CAM	International Corp.	A	2.27	0.30
2015-11-02	AJG	Arthur J.gallagher	D	-2.85	0.60	MHFI	McGraw Hill Fin	A	2.56	0.60
2015-11-02	DRI	Darden Restaurants	C	-1.86	-0.20	ORLY	O'reilly Automotive	A	2.57	-0.20
2015-11-02	AON	Aon	C	-1.85	-0.10	BK	Bank Of New York Mellon	A	2.35	-0.10
2015-11-02	ALLY	Ally Financial	D	-2.86	0.20	PSA	Public Storage	A	2.26	0.20
2015-11-02	ARE	Alexandria Real Estate Equities	C	-1.84	0.00	MAC	Macerich	A	2.26	0.00
2015-11-02	APC	Anadarko Petroleum	D	-2.88	0.50	NFX	Newfield Exploration	A	2.25	0.50
2015-11-02	APD	Air Products & Chemicals	D	-2.85	-0.20	SIAL	Sigma Aldrich	A	2.35	-0.20
2015-11-02	ASB	Associated Banc-corp	C	-1.84	-0.10	CB	Chubb Corp	A	2.24	-0.10
2015-11-02	ANTM	Anthem	C	-1.86	-0.10	EW	Edwards Lifesciences	A	2.41	-0.10
2015-11-02	AXP	American Express	D	-2.85	-0.10	CBG	Cbre	A	2.23	-0.10
2015-11-02	BEN	Franklin Resources Taiwan	D	-2.88	-0.20	XL	XL	A	2.22	-0.20
2015-11-02	TSM	Semiconductor Manufacturing Adr	D	-2.86	-0.40	VRSN	Verisign	A	2.29	-0.40
2015-11-02	BMS	Bemis	C	-1.84	-0.00	ADP	Automatic Data Processing	A	2.22	-0.00
2015-11-02	CCK	Crown	C	-1.84	0.70	DHR	Danaher	A	2.22	0.70
2015-11-02	CELG	Celgene	C	-1.85	1.40	REGN	Regeneron Pharmaceuticals	A	2.35	1.40
2015-11-02	MOS	The Mosaic	D	-2.89	0.30	AVY	Avery Dennison	A	2.26	0.30
2015-11-02	GGP	Ggp	C	-1.84	0.10	WU	The Western Union	A	2.21	0.10
2015-11-02	COF	Capital One Financial	D	-2.85	-0.10	CINF	Cincinnati Financial	A	2.20	-0.10
2015-11-02	CVS	Cvs Health	C	-1.85	-0.40	CM-CSK	Comcast Special A	A	2.54	-0.40
2015-11-02	DCI	Donaldson	D	-2.88	-0.10	ROP	Roper Technologies	A	2.21	-0.10

Date	Ticker	Name	R	SM	W (%)	Ticker	Name	R	SM	W (%)
2015-11-02	DUK	Duke Energy	D	-2.87	-0.70	NI	Nisource	A	3.00	-0.70
2015-11-02	CME	Cme	C	-1.84	-0.20	HBAN	Huntington Bancshares	A	2.20	-0.20
2015-11-02	EGN	Energen	D	-2.87	0.10	FSLR	First Solar	A	2.24	0.10
2015-11-02	EMR	Emerson Electric	D	-2.87	-0.00	PAYX	Paychex	A	2.20	-0.00
2015-11-02	EQT	Eqt	D	-2.88	0.90	XEC	Cimarex Energy	A	2.20	0.90
2015-11-02	ESV	Ensco	D	-2.95	-0.00					
2015-11-02	FAST	Fastenal	D	-2.85	-0.10	PCP	Precision Castparts	A	2.20	-0.10
2015-11-02	FCX	Freeport-mcmoran	D	-2.92	-0.10					
2015-11-02	FMC	Fmc	D	-2.89	-0.20	IFF	International Flavors & Fragrances	A	2.21	-0.20
2015-11-02	NEE	Nextera Energy	C	-1.84	0.30	TE	Teco Energy	A	2.26	0.30
2015-11-02	AXLL	Axiall Corporation	D	-2.93	0.20					
2015-11-02	GWGW	Ww Grainger	D	-2.86	-0.00	VRSK	Verisk Analytics	A	2.20	-0.00
2015-11-02	HAL	Halliburton	D	-2.87	-0.10	RIG	Transocean	B	1.24	-0.10
2015-11-02	HAR	Harman Ind Inc	D	-2.87	0.90	EA	Electronic Arts	A	2.57	0.90
2015-11-02	PTEN	Patterson-uti Energy	D	-2.88	-0.10	XOM	Exxon Mobil	B	1.21	-0.10
2015-11-02	HCP	Hcp	D	-2.84	0.10	EQR	Equity Residential	A	2.19	0.10
2015-11-02	AGU	Agrium	C	-1.86	-0.00					
2015-11-02	HST	Host Hotels & Resorts	D	-2.88	-0.20	CCI	Crown Castle Intl Corp	A	2.18	-0.20
2015-11-02	QEP	Qep Resources	D	-2.89	-0.40	MHK	Mohawk Industries Apartment	A	2.26	-0.40
2015-11-02	KRC	Kilroy Realty	D	-2.86	0.00	AIV	Investment & Management	A	2.18	0.00
2015-11-02	IBM	IBM	D	-2.87	-0.30	ALTR	Altera Corp.	A	2.25	-0.30
2015-11-02	EMN	Eastman Chemical	D	-2.85	0.20	NWL	Newell Brands	A	2.26	0.20
2015-11-02	MS	Morgan Stanley	D	-2.86	1.90	ESS	Essex Property Trust	A	2.18	1.90
2015-11-02	IR	Ingersoll-rand	D	-2.86	0.30	AME	Ametek	A	2.19	0.30
2015-11-02	KEY	Keycorp	C	-1.86	0.20	AFL	Aflac	A	2.18	0.20
2015-11-02	KR	Kroger	C	-1.84	-0.10	EXPE	Expedia	A	2.47	-0.10
2015-11-02	KSU	Kansas City Southern	D	-2.86	0.00	EXPD	Expeditors International Of Washington	A	2.19	0.00
2015-11-02	MDT	Medtronic	C	-1.84	-0.20	BCR	C R Bard	A	2.32	-0.20
2015-11-02	MMC	Marsh & McLennan Cos	D	-2.84	1.40	PCL	Plum Creek Timber Co	B	1.19	1.40
2015-11-02	MRK	Merck & Co	D	-2.85	-0.10	XRAY	Dentsply Intl	A	2.23	-0.10
2015-11-02	LHO	Lasalle Hotel Properties	D	-2.89	0.20	UNM	Unum	B	1.18	0.20
2015-11-02	NUE	Nucor	D	-2.85	0.10	GT	Goodyear Tire & Rubber	A	2.22	0.10
2015-11-02	OKE	Oneok	D	-2.89	-0.10	GAS	AGL Resources	A	2.22	-0.10
2015-11-02	PCAR	Paccar	D	-2.87	0.90	UPS	United Parcel Service	A	2.18	0.90
2015-11-02	PG	Procter & Gamble	D	-2.86	0.80	ATVI	Activision Blizzard	A	2.55	0.80
2015-11-02	PHM	Pultegroup	D	-2.86	0.10	MNST	Monster Beverage	A	2.44	0.10
2015-11-02	RL	Ralph Lauren	D	-2.90	0.40					
2015-11-02	T	At&t	D	-2.85	0.10	FTR	Frontier Communications	B	1.19	0.10
2015-11-02	SHW	Sherwin-williams	C	-1.85	0.00	SRCL	Stericycle	A	2.16	0.00
2015-11-02	SIVB	Svb Financial	C	-1.86	0.20	PRU	Prudential Financial	B	1.18	0.20
2015-11-02	SLB	Schlumberger	D	-2.85	0.80	MKC	Mccormick	A	2.21	0.80
2015-11-02	SPXC	Spx	D	-2.94	0.00					
2015-11-02	STR	Questar Corp	D	-2.87	0.10	WEC	Wec Energy	A	2.21	0.10
2015-11-02	TIF	Tiffany	D	-2.86	0.30	AZO	Autozone	A	2.36	0.30
2015-11-02	TMK	Torchmark	C	-1.84	-0.30	MO	Altria	A	2.21	-0.30
2015-11-02	ALL	Allstate	D	-2.86	0.10	XLNX	Xilinx	A	2.21	0.10
2015-11-02	TROW	T Rowe Price	D	-2.86	-0.20	CCE	Coca-Cola Enterprises	A	2.20	-0.20
2015-11-02	TXT	Textron	D	-2.85	-0.10	XYL	Xylem	B	1.19	-0.10
2015-11-02	WEX	Wex	D	-2.87	0.20	LLL	L-3 Communications	B	1.19	0.20
2015-11-02	UNP	Union Pacific	D	-2.88	1.00	OI	Owens Illinois Rg	B	1.19	1.00
2015-11-02	UTX	United Technologies	D	-2.87	0.70	ADS	Alliance Data Systems	B	1.18	0.70
2015-11-02	VFC	Vf	D	-2.85	0.30	RAI	Reynolds American	A	2.40	0.30
2015-11-02	WFC	Wells Fargo	D	-2.84	3.70	DPS	Dr Pepper Snapple	A	2.20	3.70
2015-11-02	WMT	Wal-mart Stores	D	-2.89	-0.30	AN	Autonation	A	2.31	-0.30

Date	Ticker	Name	R	SM	W (%)	Ticker	Name	R	SM	W (%)
2015-11-02	X	United States Steel	D	-2.92	0.70					
2015-11-02	IVZ	Invesco	D	-2.87	0.70	EL	Estee Lauder Companies	A	2.20	0.70
2015-11-02	MRVL	Marvell Technology	D	-2.92	0.10					
2015-11-02	NBR	Nabors Industries	D	-2.90	-0.10	CAG	Conagra Brands	A	2.20	-0.10
2015-11-02	ESRX	Express Scripts	C	-1.84	-0.00	LH	Laboratory Corp Of America	A	2.22	-0.00
2015-11-02	BIIB	Biogen	D	-2.89	1.10	BDX	Becton Dickinson	A	2.21	1.10
2015-11-02	DISH	Dish Network	D	-2.87	0.60	CVC	Cablevision Systems Corp	A	2.31	0.60
2015-11-02	COG	Cabot Oil & Gas	D	-2.90	0.40	MCHP	Microchip Technology	A	2.20	0.40
2015-11-02	FD	Macy's	D	-2.88	-0.00	LB	L Brands	A	2.30	-0.00
2015-11-02	CBS	Cbs	D	-2.87	0.70	SBUX	Starbucks	A	2.29	0.70
2015-11-02	AVGO	Avago Technologies	C	-1.86	2.70	CTXS	Citrix Systems	A	2.24	2.70
2015-11-02	MU	Micron Technology	D	-2.92	-0.00					
2015-11-02	GS	Goldman Sachs	D	-2.86	1.60	CLX	Clorox	A	2.20	1.60
2015-11-02	CMA	Comerica	D	-2.86	0.00	SJM	Jm Smucker	A	2.20	0.00
2015-11-02	ENB	Enbridge	C	-1.86	-0.30					
2015-11-02	MRO	Marathon Oil	D	-2.90	0.10	TSN	Tyson Foods	A	2.20	0.10
2015-11-02	UNH	Unitedhealth	C	-1.84	1.60	PRGO	Perrigo	A	2.21	1.60
2015-11-02	DISCA	Discovery Communications	D	-2.86	-0.20	TSCO	Tractor Supply	A	2.27	-0.20
2015-11-02	GILD	Gilead Sciences	C	-1.85	0.90	PDCO	Patterson Companies	A	2.21	0.90
2015-11-02	WFM	Whole Foods Market	D	-2.91	-0.20					
2015-11-02	KSS	Kohl's	D	-2.90	-0.10					
2015-11-02	BBBY	Bed Bath & Beyond	D	-2.87	-0.30	PCLN	The Priceline	A	2.24	-0.30
2015-11-02	BMRN	Biomarin Pharmaceutical	C	-1.85	0.40	TMO	Thermo Fisher Scientific	A	2.20	0.40
2015-11-02	MG	Magna International	C	-1.84	0.30					
2015-11-02	TRP	Transcanada	D	-2.87	0.30					
2015-11-02	SON	Sonoco Products	D	-2.85	-0.10	AEE	Ameren	A	2.20	-0.10
2015-11-02	EIX	Edison International	C	-1.85	0.50	PCG	Pg&e	A	2.20	0.50
2015-11-02	CAH	Cardinal Health	C	-1.84	-0.30	GME	Gamestop Corp New	A	2.24	-0.30
2015-11-02	VRX	Valeant Pharmaceuticals International	C	-1.94	0.30					
2015-11-02	CP	Canadian Pacific Railway	D	-2.87	0.00					
2015-11-02	SE	Spectra Energy	D	-2.87	-0.30	KMB	Kimberly-clark	A	2.19	-0.30
2015-11-02	ILMN	Illumina	D	-2.90	0.70	ISRG	Intuitive Surgical	B	1.18	0.70
2015-11-02	NE	Noble	D	-2.87	-0.00	ES	Eversource Energy	A	2.19	-0.00
2015-11-02	MCK	Mckesson	D	-2.88	0.90	AAP	Advance Auto Parts	A	2.23	0.90
2015-11-02	STX	Seagate Technology	D	-2.91	-0.20					
2015-11-02	TWX	Time Warner	D	-2.86	3.20	TWC	Time Warner Cable Inc.	A	2.22	3.20
2015-11-02	STJ	St Jude Medical Inc	C	-1.86	-0.20	DTE	Dte Energy	A	2.19	-0.20
2015-11-02	USB	Us Bancorp	D	-2.85	-0.20	AEP	American Electric Power	A	2.18	-0.20
2015-11-02	ACT	Actavis	C	-1.85	1.60	PEG	Public Service Enterprise	A	2.18	1.60
2015-11-02	AET	Aetna	C	-1.86	0.90	D	Dominion Resources	A	2.18	0.90
2015-11-02	VTR	Ventas	D	-2.87	-0.50	PVH	Pvh	A	2.16	-0.50
2015-11-02	C	Citigroup	D	-2.84	1.70	SNDK	Sandisk Corp	B	1.28	1.70
2015-11-02	AMP	Ameriprise Financial	D	-2.86	0.50	ADSK	Autodesk	B	1.22	0.50
2015-11-02	JWN	Nordstrom	D	-2.86	-0.00	SIG	Signet Jewelers	A	2.21	-0.00
2015-11-02	FHN	First Horizon National	C	-1.85	-0.20	MAT	Mattel	B	1.21	-0.20
2015-11-02	IONS	Ionis Pharmaceuticals	D	-2.89	-0.30	NTAP	Netapp	B	1.20	-0.30
2015-11-02	CVX	Chevron	D	-2.88	0.50	GPC	Genuine Parts	B	1.19	0.50
2015-11-02	HPQ	Hp	D	-2.88	1.20	CERN	Cerner	A	2.22	1.20

Date	Ticker	Name	R	SM	W (%)	Ticker	Name	R	SM	W (%)
2015-11-02	PFG	Principal Financial	D	-2.85	-0.00	EMC	EMC Corp	B	1.19	-0.00
2015-11-02	DG	Dollar General	C	-1.86	0.20	HRB	H.& R.block Level 3 Communications	A	2.21	0.20
2015-11-02	HTA	Healthcare Trust Of America	C	-1.85	-0.00	LVL	Level 3 Communications	B	1.18	-0.00
2015-11-02	WLK	Westlake Chemical	D	-2.86	-0.10	POM	Pepco Holdings	B	1.17	-0.10
2015-11-02	RF	Regions Financial	D	-2.85	-0.10					
2015-11-02	AER	Aercap	C	-1.86	0.10					
2015-11-02	PAY	Verifone Systems	D	-2.87	-0.10	HRS	Harris	A	2.22	-0.10
2015-11-02	AL	Air Lease	D	-2.86	-0.20					
2015-11-02	LULU	Lululemon Athletica	C	-1.88	0.00	HRL	Hormel Foods	A	2.39	0.00
2015-11-02	TEL	Te Connectivity	C	-1.85	1.10					
2015-11-02	SNI	Scripps Networks Interactive	D	-2.87	-0.30	MCD	Mcdonald's	A	2.20	-0.30
2015-11-02	KMI	Kinder Morgan	D	-2.90	0.00					
2015-11-02	MPC	Marathon Petroleum	C	-1.85	0.20					
2015-11-02	ABBV	Abbvie	D	-2.85	-0.30					
2015-11-02	TIME	Time	D	-2.87	0.10	NWSA	News	B	1.21	0.10
2015-11-02	ADT	ADT Corporation	D	-2.87	-0.20					
2015-11-02	FOXA	Twenty-first Century Fox	D	-2.87	1.30	NWS	News	B	1.21	1.30
2015-11-02	FOX	Twenty-first Century Fox	D	-2.85	0.30	TRIP	Tripadvisor	B	1.21	0.30
2015-11-02	HLT	Hilton Worldwide	D	-2.86	0.20	HOT	Strw Htl Res Wrlwd	B	1.20	0.20
2015-11-02	AAL	American Airlines	C	-1.86	-0.30	TGNA	Tegna	B	1.18	-0.30
2015-11-02	AVGO	Broadcom	C	-1.86	0.40	MOT	Motorola Solutions	A	2.21	0.40
2015-11-02	ARNC	Arconic	D	-2.91	-0.00					
2015-11-02	BHGE	Baker Hughes, A Ge	D	-2.87	0.00					
2015-12-01	AAPL	Apple	C	-1.85	3.70	BRCM	Broadcom Corp	A	2.37	3.70
2015-12-01	APH	Amphenol	D	-2.85	0.10	CTAS	Cintas	A	2.58	0.10
2015-12-01	ABT	Abbott Laboratories	D	-2.85	0.10	HSIC	Henry Schein	A	2.52	0.10
2015-12-01	MET	Metlife	D	-2.85	1.00	EFX	Equifax	A	2.63	1.00
2015-12-01	ROK	Rockwell Automation	D	-2.86	-0.60	SEE	Sealed Air	A	2.25	-0.60
2015-12-01	AJG	Arthur J.gallagher	D	-2.85	0.70	MHFI	McGraw Hill Fin	A	2.59	0.70
2015-12-01	DRI	Darden Restaurants	C	-1.85	-0.20	ORLY	O'reilly Automotive	A	2.55	-0.20
2015-12-01	AON	Aon	D	-2.85	-0.10	BK	Bank Of New York Mellon	A	2.36	-0.10
2015-12-01	ALLY	Ally Financial	D	-2.85	0.20	PSA	Public Storage	A	2.27	0.20
2015-12-01	APC	Anadarko Petroleum	D	-2.89	0.30	TSO	Tesoro	A	2.41	0.30
2015-12-01	APD	Air Products & Chemicals	D	-2.85	-0.40	AVY	Avery Dennison	A	2.26	-0.40
2015-12-01	ANTM	Anthem	C	-1.87	-0.10	EW	Edwards Lifesciences	A	2.43	-0.10
2015-12-01	AXP	American Express	D	-2.85	-0.10	CB	Chubb Corp	A	2.24	-0.10
2015-12-01	BBY	Best Buy	D	-2.87	0.20	CM- CSK	Comcast Special A	A	2.53	0.20
2015-12-01	BEN	Franklin Resources	D	-2.88	-0.20	MAC	Macerich	A	2.24	-0.20
2015-12-01	BMS	Bemis	C	-1.84	-0.00	ADP	Automatic Data Processing	A	2.23	-0.00
2015-12-01	CCK	Crown	C	-1.85	0.50	VRSK	Verisk Analytics	A	2.21	0.50
2015-12-01	SAVE	Spirit Airlines	D	-2.92	0.00					
2015-12-01	CELG	Celgene	C	-1.87	1.30	REGN	Regeneron Pharmaceuticals	A	2.33	1.30
2015-12-01	CHD	Church & Dwight	C	-1.84	-0.30	ATVI	Activision Blizzard	A	2.61	-0.30
2015-12-01	MOS	The Mosaic	D	-2.90	0.20					
2015-12-01	GGP	Ggp	C	-1.86	0.10	CBG	Cbre	A	2.23	0.10
2015-12-01	CSX	Csx	D	-2.87	0.50	PAYX	Paychex	A	2.21	0.50
2015-12-01	COF	Capital One Financial	D	-2.84	-0.10	PCL	Plum Creek Timber Co	A	2.23	-0.10
2015-12-01	CVS	Cvs Health	C	-1.86	-0.50	EXPE	Expedia	A	2.44	-0.50
2015-12-01	DCI	Donaldson	D	-2.88	-0.10	ROP	Roper Technologies	A	2.21	-0.10
2015-12-01	DUK	Duke Energy	D	-2.87	-0.50	TE	Teco Energy	A	2.25	-0.50
2015-12-01	CME	Cme	C	-1.84	-0.20	HBAN	Huntington Bancshares Cameron	A	2.21	-0.20
2015-12-01	EQT	Eqt	D	-2.90	0.80	CAM	International Corp.	A	2.27	0.80

Date	Ticker	Name	R	SM	W (%)	Ticker	Name	R	SM	W (%)
2015-12-01	ESV	Ensco	D	-2.95	-0.00					
2015-12-01	FCX	Freepport-mcmoran	D	-2.94	-0.20					
2015-12-01	FMC	Fmc	D	-2.89	-0.20	ARG	Airgas Inc	A	2.26	-0.20
2015-12-01	NEE	Nextera Energy	D	-2.85	0.30	GAS	AGL Resources	A	2.22	0.30
2015-12-01	GD	General Dynamics	C	-1.84	0.10	PCP	Precision Castparts	A	2.20	0.10
2015-12-01	AXLL	Axiall Corporation	D	-2.93	0.10					
2015-12-01	GIS	General Mills	C	-1.84	-0.10	SNA	Snap-on	A	2.60	-0.10
2015-12-01	GWV	Ww Grainger	D	-2.86	-0.00	PKI	Perkinelmer	A	2.20	-0.00
2015-12-01	HAL	Halliburton	D	-2.86	-0.10	NFX	Newfield Exploration	A	2.24	-0.10
2015-12-01	HAR	Harman Ind Inc	D	-2.88	0.80	EA	Electronic Arts	A	2.55	0.80
2015-12-01	PTEN	Patterson-uti Energy	D	-2.88	-0.10	FSLR	First Solar	A	2.24	-0.10
2015-12-01	HCP	Hcp	D	-2.85	0.10	CINF	Cincinnati Financial	A	2.21	0.10
2015-12-01	AGU	Agrium	C	-1.85	-0.00	CLX	Clorox	A	2.20	-0.00
2015-12-01	HST	Host Hotels & Resorts	D	-2.88	-0.20	WU	The Western Union	A	2.20	-0.20
2015-12-01	KRC	Kilroy Realty	D	-2.86	0.00	ETFC	Etrade Financial	A	2.20	0.00
2015-12-01	IBM	IBM	D	-2.86	-0.60	VRSN	Verisign International	A	2.32	-0.60
2015-12-01	EMN	Eastman Chemical	D	-2.85	0.20	IFF	Flavors & Fragrances	A	2.22	0.20
2015-12-01	MS	Morgan Stanley	D	-2.85	2.10	EQR	Equity Residential	A	2.19	2.10
2015-12-01	IR	Ingersoll-rand	D	-2.86	0.30	AME	Ametek	A	2.20	0.30
2015-12-01	KEY	Keycorp	D	-2.86	0.20	UNM	Unum	A	2.19	0.20
2015-12-01	KSU	Kansas City Southern	D	-2.84	0.00	COL	Rockwell Collins	A	2.20	0.00
2015-12-01	MDT	Medtronic	C	-1.84	-0.20	BCR	C R Bard	A	2.32	-0.20
2015-12-01	MMC	Marsh & Mclennan Cos	D	-2.83	1.40	ESS	Essex Property Trust	A	2.19	1.40
2015-12-01	MRK	Merck & Co	D	-2.86	-0.20	XRAY	Dentsply Intl	A	2.23	-0.20
2015-12-01	LHO	Lasalle Hotel Properties	D	-2.89	0.20	CCI	Crown Castle Intl Corp	A	2.18	0.20
2015-12-01	NUE	Nucor	D	-2.86	0.20	GT	Goodyear Tire & Rubber	A	2.23	0.20
2015-12-01	OKE	Oneok	D	-2.90	-0.20					
2015-12-01	COP	Conocophillips	D	-2.90	0.30	XEC	Cimarex Energy L-3	A	2.21	0.30
2015-12-01	PCAR	Paccar	D	-2.87	0.80	LLL	Communications	A	2.19	0.80
2015-12-01	PHM	Pultegroup	D	-2.85	0.10	MNST	Monster Beverage Level 3	A	2.51	0.10
2015-12-01	T	At&t	D	-2.84	0.10	LVLT	Communications Expeditors International Of Washington	B	1.19	0.10
2015-12-01	SHW	Sherwin-williams	C	-1.84	0.10	EXPD	International Of Washington	A	2.18	0.10
2015-12-01	SIVB	Svb Financial	C	-1.85	0.30	AFL	Aflac	A	2.18	0.30
2015-12-01	SLB	Schlumberger	D	-2.86	0.80	NBL	Noble Energy	B	1.21	0.80
2015-12-01	STR	Questar Corp	D	-2.88	0.10	PCG	Pg&e	A	2.20	0.10
2015-12-01	TIF	Tiffany	D	-2.86	0.30	AZO	Autozone	A	2.36	0.30
2015-12-01	TJX	Tjx Companies	C	-1.85	0.90	AN	Autonation Apartment Investment & Management	A	2.31	0.90
2015-12-01	TMK	Torchmark	C	-1.84	-0.30	AIV	Investment & Management	A	2.18	-0.30
2015-12-01	ALL	Allstate	D	-2.85	0.10	LNC	Lincoln National	B	1.20	0.10
2015-12-01	TROW	T Rowe Price	D	-2.85	-0.20	WY	Weyerhaeuser	B	1.20	-0.20
2015-12-01	WEX	Wex	D	-2.87	0.20	UPS	United Parcel Service	A	2.18	0.20
2015-12-01	UNP	Union Pacific	D	-2.89	0.70	SRCL	Stericycle	A	2.15	0.70
2015-12-01	UTX	United Technologies	D	-2.87	0.70	URI	United Rentals	B	1.22	0.70
2015-12-01	VFC	Vf	D	-2.86	0.30	HRL	Hormel Foods	A	2.44	0.30
2015-12-01	WDC	Western Digital	D	-2.91	0.20					
2015-12-01	WMT	Wal-mart Stores	D	-2.89	-0.30	LB	L Brands	A	2.30	-0.30
2015-12-01	X	United States Steel	D	-2.95	0.40					
2015-12-01	UAA	Under Armour	C	-1.86	-0.20	RAI	Reynolds American	A	2.38	-0.20
2015-12-01	IVZ	Invesco	D	-2.86	0.50	PRU	Prudential Financial	B	1.18	0.50
2015-12-01	MRVL	Marvell Technology	D	-2.91	0.10					
2015-12-01	NBR	Nabors Industries	D	-2.90	-0.10	RIG	Transocean	B	1.20	-0.10
2015-12-01	ESRX	Express Scripts	C	-1.85	-0.30	BDX	Becton Dickinson Laboratory Corp	A	2.23	-0.30
2015-12-01	BIIB	Biogen	D	-2.90	1.10	LH	Laboratory Corp Of America	A	2.22	1.10

Date	Ticker	Name	R	SM	W (%)	Ticker	Name	R	SM	W (%)
2015-12-01	ETR	Entergy	D	-2.88	0.00	WEC	Wec Energy	A	2.20	0.00
2015-12-01	DISH	Dish Network	D	-2.87	0.60	SBUX	Starbucks	A	2.28	0.60
2015-12-01	COG	Cabot Oil & Gas	D	-2.91	0.40					
2015-12-01	CBS	Cbs	D	-2.87	0.70	TSCO	Tractor Supply	A	2.26	0.70
2015-12-01	AVGO	Avago Technologies	C	-1.85	2.80	SNDK	Sandisk Corp	A	2.27	2.80
2015-12-01	MU	Micron Technology	D	-2.92	-0.00					
2015-12-01	ENB	Enbridge	D	-2.88	-0.20	ADI	Analog Devices	A	2.20	-0.20
2015-12-01	MRO	Marathon Oil	D	-2.91	-0.10					
2015-12-01	QCOM	Qualcomm	D	-2.88	0.10	ALTR	Altera Corp.	A	2.25	0.10
2015-12-01	UNH	Unitedhealth	C	-1.85	1.90	TMO	Thermo Fisher Scientific	A	2.21	1.90
2015-12-01	GILD	Gilead Sciences	C	-1.86	0.80	PRGO	Perrigo	A	2.20	0.80
2015-12-01	WFM	Whole Foods Market	D	-2.91	-0.20					
2015-12-01	KSS	Kohl's	D	-2.90	-0.20					
2015-12-01	BBBY	Bed Bath & Beyond	D	-2.89	-0.20	TWC	Time Warner Cable Inc.	A	2.22	-0.20
2015-12-01	BMRN	Biomarin Pharmaceutical	C	-1.88	0.30	JNJ	Johnson & Johnson	B	1.19	0.30
2015-12-01	MG	Magna International	C	-1.86	0.10	CCE	Coca-Cola Enterprises	A	2.20	0.10
2015-12-01	TRP	Transcanada	D	-2.88	0.30	MCHP	Microchip Technology	A	2.20	0.30
2015-12-01	SON	Sonoco Products	D	-2.84	-0.10	A	Agilent Technologies	B	1.21	-0.10
2015-12-01	EIX	Edison International	C	-1.86	0.60	AEE	Ameren	A	2.19	0.60
2015-12-01	VRX	Valeant Pharmaceuticals International	C	-1.94	0.30	EL	Estee Lauder Companies	A	2.20	0.30
2015-12-01	CP	Canadian Pacific Railway	D	-2.86	0.00	RHT	Red Hat	A	2.19	0.00
2015-12-01	SE	Spectra Energy	D	-2.89	-0.30	TSN	Tyson Foods	A	2.23	-0.30
2015-12-01	ILMN	Illumina	D	-2.87	0.80	ZBH	Zimmer Biomet	B	1.19	0.80
2015-12-01	MCK	Mckesson	D	-2.87	1.20	PCLN	The Priceline	A	2.21	1.20
2015-12-01	STX	Seagate Technology	D	-2.91	-0.30					
2015-12-01	TWX	Time Warner	D	-2.87	3.00	HRB	H.& R.block	A	2.21	3.00
2015-12-01	STJ	St Jude Medical Inc	D	-2.86	-0.20	ISRG	Intuitive Surgical	B	1.17	-0.20
2015-12-01	ACT	Actavis	C	-1.84	2.00	MKC	Mccormick	A	2.22	2.00
2015-12-01	AET	Aetna	C	-1.86	0.90	MOT	Motorola Solutions	A	2.21	0.90
2015-12-01	VTR	Ventas	D	-2.87	-0.40	PFG	Principal Financial	B	1.18	-0.40
2015-12-01	AMP	Ameriprise Financial	D	-2.86	0.50	FITB	Fifth Third Bancorp	B	1.18	0.50
2015-12-01	FHN	First Horizon National	C	-1.85	-0.20	MTB	M&t Bank	B	1.18	-0.20
2015-12-01	VZ	Verizon Communications	D	-2.85	-0.30	DPS	Dr Pepper Snapple	A	2.21	-0.30
2015-12-01	HPQ	Hp	D	-2.89	0.70	ADSK	Autodesk	A	2.25	0.70
2015-12-01	SWKS	Skyworks Solutions	C	-1.87	-0.10	CTXS	Citrix Systems	A	2.23	-0.10
2015-12-01	UAL	United Continental	D	-2.87	1.30	TRIP	Tripadvisor	A	2.21	1.30
2015-12-01	WLK	Westlake Chemical	D	-2.86	-0.10	SJM	Jm Smucker	A	2.21	-0.10
2015-12-01	AER	Aercap	C	-1.85	0.20	JEC	Jacobs Engineering	B	1.20	0.20
2015-12-01	PAY	Verifone Systems	D	-2.88	-0.10	HRS	Harris	A	2.23	-0.10
2015-12-01	AL	Air Lease	D	-2.86	-0.20	XYL	Xylem	B	1.20	-0.20
2015-12-01	LULU	Lululemon Athletica	D	-2.88	0.10	NWL	Newell Brands	A	2.27	0.10
2015-12-01	TEL	Te Connectivity	C	-1.85	1.10	DOV	Dover	B	1.20	1.10
2015-12-01	SNI	Scripps Networks Interactive	D	-2.88	-0.30	MCD	Mcdonald's	A	2.21	-0.30
2015-12-01	KMI	Kinder Morgan	D	-2.92	0.00					
2015-12-01	ABBV	Abbvie	D	-2.85	-0.40	CAG	Conagra Brands	A	2.20	-0.40
2015-12-01	SRC	Spirit Realty Capital	D	-2.84	0.00	BBT	Bb&t	B	1.17	0.00
2015-12-01	TIME	Time	D	-2.89	0.10	EBAY	Ebay	A	2.20	0.10
2015-12-01	FOXA	Twenty-first Century Fox	D	-2.87	1.10	AAP	Advance Auto Parts	A	2.19	1.10
2015-12-01	FOX	Twenty-first Century Fox	D	-2.85	0.30	SIG	Signet Jewelers	A	2.19	0.30
2015-12-01	HLT	Hilton Worldwide	D	-2.87	0.10	DISCK	Discovery Communications	B	1.21	0.10

Date	Ticker	Name	R	SM	W (%)	Ticker	Name	R	SM	W (%)
2015-12-01	AAL	American Airlines	C	-1.87	-0.20	DLTR	Dollar Tree	B	1.20	-0.20
2015-12-01	SYF	Synchrony Financial	C	-1.85	0.40	MO	Altria	A	2.20	0.40
2015-12-01	AVGO	Broadcom	C	-1.85	0.50	XLNX	Xilinx	A	2.22	0.50
2015-12-01	ARNC	Arconic	D	-2.91	-0.30					
2016-01-01	AAPL	Apple	C	-1.87	3.40	BRCM	Broadcom Corp	A	2.39	3.40
2016-01-01	MET	Metlife	D	-2.86	1.00	EFX	Equifax	A	2.63	1.00
2016-01-01	WBC	Wabco	D	-2.87	0.10	ATVI	Activision Blizzard	A	2.61	0.10
2016-01-01	ROK	Rockwell Automation	D	-2.87	-0.60	CTAS	Cintas	A	2.56	-0.60
2016-01-01	AJG	Arthur J.gallagher	D	-2.86	0.70	BK	Bank Of New York Mellon	A	2.34	0.70
2016-01-01	DVN	Devon Energy	D	-2.92	-0.20					
2016-01-01	AON	Aon	D	-2.85	-0.20	PSA	Public Storage	A	2.27	-0.20
2016-01-01	ALLY	Ally Financial	D	-2.86	0.10	CB	Chubb Corp	A	2.24	0.10
2016-01-01	APC	Anadarko Petroleum	D	-2.91	0.10					
2016-01-01	APD	Air Products & Chemicals	D	-2.86	-0.40	ARG	Airgas Inc	A	2.26	-0.40
2016-01-01	ANTM	Anthem	C	-1.86	-0.10	HSIC	Henry Schein	A	2.51	-0.10
2016-01-01	AXP	American Express	D	-2.86	-0.10	MAC	Macerich	A	2.24	-0.10
2016-01-01	BBY	Best Buy	D	-2.88	0.40	ORLY	O'reilly Automotive	A	2.53	0.40
2016-01-01	SAM	Boston Beer	D	-2.87	0.10	SNA	Snap-on	A	2.59	0.10
2016-01-01	BEN	Franklin Resources	D	-2.90	-0.20	HIG	The Hartford Financial Services	A	2.22	-0.20
2016-01-01	BMS	Bemis	C	-1.85	-0.00	SEE	Sealed Air	A	2.25	-0.00
2016-01-01	CCK	Crown	C	-1.85	0.30	ADP	Automatic Data Processing	A	2.22	0.30
2016-01-01	SAVE	Spirit Airlines	D	-2.92	0.00					
2016-01-01	MOS	The Mosaic	D	-2.91	0.20					
2016-01-01	GGP	Ggp	C	-1.86	0.20	PCL	Plum Creek Timber Co	A	2.21	0.20
2016-01-01	CSX	Csx	D	-2.89	0.30	VRSK	Verisk Analytics	A	2.22	0.30
2016-01-01	COF	Capital One Financial	D	-2.85	-0.10	CBG	Cbre	A	2.21	-0.10
2016-01-01	CVS	Cvs Health	D	-2.86	-0.50	EXPE	Expedia	A	2.43	-0.50
2016-01-01	D	Dominion Resources	D	-2.85	-0.00	TE	Teco Energy	A	2.25	-0.00
2016-01-01	MLM	Martin Marietta Materials	C	-1.87	0.50	A	Agilent Technologies	A	2.21	0.50
2016-01-01	DCI	Donaldson	D	-2.89	-0.10	ROP	Roper Technologies	A	2.21	-0.10
2016-01-01	YUM	Yum Brands	D	-2.87	0.20	AZO	Autozone	A	2.34	0.20
2016-01-01	ECL	Ecolab	C	-1.84	-0.30	AVY	Avery Dennison	A	2.25	-0.30
2016-01-01	EQT	Eq	D	-2.91	0.80					
2016-01-01	ESV	EnSCO	D	-2.95	-0.00					
2016-01-01	FCX	Freeport-mcmoran	D	-2.95	-0.20					
2016-01-01	FMC	Fmc	D	-2.89	-0.20	IFF	International Flavors & Fragrances	A	2.22	-0.20
2016-01-01	GD	General Dynamics	C	-1.85	0.10	PAYX	Paychex	A	2.21	0.10
2016-01-01	AXLL	Axiall Corporation	D	-2.95	0.10					
2016-01-01	GWV	Ww Grainger	D	-2.86	-0.00	PCP	Precision Castparts	A	2.20	-0.00
2016-01-01	HAR	Harman Ind Inc	D	-2.89	0.80	EA	Electronic Arts	A	2.55	0.80
2016-01-01	PTEN	Patterson-uti Energy	D	-2.89	-0.10	TSO	Tesoro	A	2.37	-0.10
2016-01-01	AGU	Agrium	D	-2.86	-0.00	GT	Goodyear Tire & Rubber	A	2.22	-0.00
2016-01-01	HST	Host Hotels & Resorts	D	-2.89	-0.10	PNC	Pnc Financial Services	A	2.20	-0.10
2016-01-01	HSY	The Hershey	D	-2.85	0.10	MNST	Monster Beverage	A	2.48	0.10
2016-01-01	KRC	Kilroy Realty	D	-2.87	0.00	CINF	Cincinnati Financial	A	2.20	0.00
2016-01-01	IBM	IBM	D	-2.87	-0.60	VRSN	Verisign	A	2.31	-0.60
2016-01-01	EMN	Eastman Chemical	D	-2.86	0.20	NEM	Newmont Mining	B	1.19	0.20
2016-01-01	MS	Morgan Stanley	D	-2.87	1.90	HBAN	Huntington Bancshares	A	2.20	1.90
2016-01-01	IR	Ingersoll-rand	D	-2.87	0.30	PKI	Perkinelmer	A	2.20	0.30
2016-01-01	KEY	Keycorp	D	-2.86	0.20	ETFC	Etrade Financial	A	2.20	0.20
2016-01-01	KSU	Kansas City Southern	D	-2.87	0.00	COL	Rockwell Collins	A	2.19	0.00
2016-01-01	INCY	Incyte	C	-1.86	0.20	EW	Edwards Lifesciences	A	2.41	0.20

Date	Ticker	Name	R	SM	W (%)	Ticker	Name	R	SM	W (%)
2016-01-01	MRK	Merck & Co	D	-2.86	-0.30	REGN	Regeneron Pharmaceuticals	A	2.33	-0.30
2016-01-01	LHO	Lasalle Hotel Properties	D	-2.90	0.20					
2016-01-01	MUR	Murphy Oil	D	-2.93	-0.00					
2016-01-01	NUE	Nucor	D	-2.87	0.30	PPG	Ppg Industries	B	1.19	0.30
2016-01-01	OKE	Oneok	D	-2.92	-0.30					
2016-01-01	COP	Conocophillips	D	-2.91	-0.00	XYL	Xylem	A	2.19	0.90
2016-01-01	PCAR	Paccar	D	-2.88	0.90	HRL	Hormel Foods	A	2.46	0.10
2016-01-01	PHM	Pultegroup	D	-2.86	0.10	JEC	Jacobs Engineering	A	2.19	0.10
2016-01-01	SHW	Sherwin-williams	C	-1.85	0.10	EQR	Equity Residential	A	2.19	0.20
2016-01-01	SIVB	Svb Financial	C	-1.87	0.20	FSLR	First Solar	A	2.27	0.40
2016-01-01	SLB	Schlumberger	D	-2.87	0.40	GAS	AGL Resources	A	2.23	0.10
2016-01-01	STR	Questar Corp	D	-2.88	0.10	CVC	Cablevision Systems Corp	A	2.30	0.20
2016-01-01	TIF	Tiffany	D	-2.87	0.20	STI	Suntrust Banks	A	2.19	-0.30
2016-01-01	TMK	Torchmark	C	-1.85	-0.30	WU	The Western Union	A	2.19	-0.20
2016-01-01	TROW	T Rowe Price	D	-2.86	-0.20	AME	Ametek	A	2.19	0.20
2016-01-01	WEX	Wex	D	-2.88	0.20	LLL	L-3 Communications	A	2.18	0.70
2016-01-01	UNP	Union Pacific	D	-2.89	0.70	EXPD	Expeditors International Of Washington	A	2.17	0.70
2016-01-01	UTX	United Technologies	D	-2.87	0.70	RAI	Reynolds American	A	2.38	0.30
2016-01-01	VFC	Vf	D	-2.87	0.30	LB	L Brands	A	2.30	-0.30
2016-01-01	WDC	Western Digital	D	-2.91	0.20	NWL	Newell Brands	A	2.26	-0.30
2016-01-01	WMT	Wal-mart Stores	D	-2.89	-0.30	ESS	Essex Property Trust	A	2.19	0.30
2016-01-01	X	United States Steel	D	-2.95	0.40					
2016-01-01	UAA	Under Armour	C	-1.87	-0.30					
2016-01-01	IVZ	Invesco	D	-2.87	0.30					
2016-01-01	MRVL	Marvell Technology	D	-2.91	0.30	BCR	C R Bard	A	2.32	1.20
2016-01-01	NBR	Nabors Industries	D	-2.92	-0.10	AN	Autonation	A	2.29	0.50
2016-01-01	BIIB	Biogen	D	-2.89	1.20	JPM	Jpmorgan Chase	A	2.18	1.50
2016-01-01	DISH	Dish Network	D	-2.88	0.50	MKC	Mccormick	A	2.22	-0.50
2016-01-01	COG	Cabot Oil & Gas	D	-2.92	0.60	SNDK	Sandisk Corp	A	2.27	0.10
2016-01-01	GS	Goldman Sachs	D	-2.85	1.50	XRAY	Dentsply Intl	A	2.23	2.10
2016-01-01	ENB	Enbridge	D	-2.88	-0.50	BDX	Becton Dickinson	A	2.23	0.80
2016-01-01	MRO	Marathon Oil	D	-2.93	-0.10	SBUX	Starbucks	A	2.28	-0.20
2016-01-01	QCOM	Qualcomm	D	-2.88	0.10	TSCO	Tractor Supply	A	2.25	-0.20
2016-01-01	UNH	Unitedhealth	C	-1.84	2.10	LH	Laboratory Corp Of America	A	2.22	0.30
2016-01-01	GILD	Gilead Sciences	C	-1.86	0.80					
2016-01-01	KSS	Kohl's	D	-2.90	-0.20					
2016-01-01	BBBY	Bed Bath & Beyond	D	-2.90	-0.20					
2016-01-01	BMRN	Biomarin Pharmaceutical	C	-1.87	0.30					
2016-01-01	POT	Potash Corporation Of Saskatchewan	D	-2.92	-0.00					
2016-01-01	CEC	Cimarex Energy	C	-1.88	-0.20	CAM	Cameron International Corp.	A	2.25	-0.20
2016-01-01	SON	Sonoco Products	D	-2.86	-0.00	UPS	United Parcel Service	A	2.17	-0.00
2016-01-01	VRX	Valeant Pharmaceuticals International	D	-2.93	0.30					
2016-01-01	SE	Spectra Energy	D	-2.90	-0.30	PSX	Phillips 66	A	2.23	-0.30
2016-01-01	MCK	Mckesson	D	-2.86	1.50	TWC	Time Warner Cable Inc.	A	2.22	1.50
2016-01-01	STX	Seagate Technology	D	-2.91	-0.30					
2016-01-01	TWX	Time Warner	D	-2.88	2.90	TRIP	Tripadvisor	A	2.21	2.90
2016-01-01	STJ	St Jude Medical Inc	D	-2.87	-0.20	TMO	Thermo Fisher Scientific	A	2.22	-0.20
2016-01-01	AET	Aetna	C	-1.86	0.90	ZTS	Zoetis	A	2.20	0.90
2016-01-01	RRC	Range Resources	D	-2.94	-0.20					
2016-01-01	AMP	Ameriprise Financial	D	-2.87	0.50	AIV	Apartment Investment & Management	A	2.18	0.50

Date	Ticker	Name	R	SM	W (%)	Ticker	Name	R	SM	W (%)
2016-01-01	TGT	Target	D	-2.86	-0.10	PCLN	The Priceline	A	2.21	-0.10
2016-01-01	EXC	Exelon	D	-2.86	-0.30	WEC	Wec Energy	A	2.20	-0.30
2016-01-01	HPQ	Hp	D	-2.90	0.80					
2016-01-01	SWKS	Skyworks Solutions	D	-2.88	-0.00	KLAC	Kla-tencor	A	2.25	-0.00
2016-01-01	PCS	T-Mobile US Inc.	C	-1.85	0.60	LVL	Level 3 Communications	B	1.19	0.60
2016-01-01	DG	Dollar General	D	-2.85	0.00	MCD	McDonald's	A	2.21	0.00
2016-01-01	WLK	Westlake Chemical	D	-2.88	-0.10	ADSK	Autodesk	A	2.24	-0.10
2016-01-01	AER	Aercop	C	-1.86	0.20	URI	United Rentals	B	1.20	0.20
2016-01-01	PAY	Verifone Systems	D	-2.88	-0.10	HRS	Harris	A	2.24	-0.10
2016-01-01	LULU	Lululemon Athletica	D	-2.87	0.00	TSN	Tyson Foods	A	2.24	0.00
2016-01-01	TEL	Te Connectivity	C	-1.85	1.00	EMR	Emerson Electric	B	1.19	1.00
2016-01-01	SNI	Scripps Networks Interactive	D	-2.88	-0.30	ROST	Ross Stores	A	2.20	-0.30
2016-01-01	LYB	Lyondellbasell Industries	C	-1.85	-0.40	CTXS	Citrix Systems	A	2.22	-0.40
2016-01-01	ABBV	Abbvie	D	-2.85	-0.60	WAT	Waters	A	2.19	-0.60
2016-01-01	TIME	Time	D	-2.90	0.10	NFLX	Netflix	A	2.20	0.10
2016-01-01	FOXA	Twenty-first Century Fox	D	-2.88	1.10	KR	Kroger	A	2.19	1.10
2016-01-01	FOX	Twenty-first Century Fox	D	-2.86	0.30	EBAY	Ebay	A	2.19	0.30
2016-01-01	HLT	Hilton Worldwide	D	-2.89	0.10	HRB	H.& R.block	A	2.19	0.10
2016-01-01	AAL	American Airlines	C	-1.87	-0.20	AAP	Advance Auto Parts	A	2.18	-0.20
2016-01-01	SYF	Synchrony Financial	C	-1.86	0.00	CCI	Crown Castle Intl Corp	A	2.18	0.00
2016-01-01	ARNC	Arconic	D	-2.91	-0.30					
2016-02-01	AAPL	Apple	D	-2.88	3.50	VRSN	Verisign	A	2.27	3.50
2016-02-01	AMT	American Tower	D	-2.85	0.10	EXR	Extra Space Storage	A	2.84	0.10
2016-02-01	AMB	Prologis	C	-1.85	0.50	EFX	Equifax	A	2.60	0.50
2016-02-01	FLR	Fluor	D	-2.85	0.20	XYL	Xylem	A	2.19	0.20
2016-02-01	MET	Metlife	D	-2.87	1.00	BK	Bank Of New York Mellon	A	2.29	1.00
2016-02-01	WBC	Wabco	D	-2.89	0.10	SNA	Snap-on	A	2.56	0.10
2016-02-01	ROK	Rockwell Automation	D	-2.88	-0.60	A	Agilent Technologies	A	2.19	-0.60
2016-02-01	HES	Hess	D	-2.89	0.20	TSO	Tesoro	A	2.31	0.20
2016-02-01	CTSH	Cognizant Technology Solutions	C	-1.85	0.30	SNDK	Sandisk Corp	A	2.26	0.30
2016-02-01	AJG	Arthur J.gallagher	D	-2.87	0.50	PSA	Public Storage	A	2.28	0.50
2016-02-01	DVN	Devon Energy	D	-2.94	-0.00					
2016-02-01	AON	Aon	D	-2.86	-0.20	CINF	Cincinnati Financial	A	2.19	-0.20
2016-02-01	ALLY	Ally Financial	D	-2.88	0.10	PCL	Plum Creek Timber Co	A	2.18	0.10
2016-02-01	APC	Anadarko Petroleum	D	-2.93	0.00					
2016-02-01	APD	Air Products & Chemicals	D	-2.86	-0.40	ARG	Airgas Inc	A	2.27	-0.40
2016-02-01	ASB	Associated Banc-corp	C	-1.86	-0.10	PNC	Pnc Financial Services	A	2.18	-0.10
2016-02-01	ANTM	Anthem	D	-2.87	-0.00	HSIC	Henry Schein	A	2.50	-0.00
2016-02-01	AXP	American Express	D	-2.89	-0.10	EQR	Equity Residential	A	2.18	-0.10
2016-02-01	BAC	Bank Of America	C	-1.87	1.90	WSH	Willis Group Holdings	A	2.18	1.90
2016-02-01	BBY	Best Buy	D	-2.89	0.40	CVC	Cablevision Systems Corp	A	2.30	0.40
2016-02-01	VOYA	Voya Financial	D	-2.90	0.00	CCI	Crown Castle Intl Corp	A	2.18	0.00
2016-02-01	SAM	Boston Beer	D	-2.88	0.10	ATVI	Activision Blizzard	A	2.55	0.10
2016-02-01	BEN	Franklin Resources	D	-2.90	-0.20					
2016-02-01	WRB	Wr Berkley	C	-1.86	-0.10	AIV	Apartment Investment & Management	A	2.18	-0.10
2016-02-01	BF.B	Brown-forman Taiwan	C	-1.86	-0.40	HRL	Hormel Foods	A	2.48	-0.40
2016-02-01	TSM	Semiconductor Manufacturing Adr	D	-2.84	-0.30	KLAC	Kla-tencor	A	2.24	-0.30
2016-02-01	LPT	Liberty Property Trust	D	-2.86	0.10	ESS	Essex Property Trust	A	2.17	0.10

Date	Ticker	Name	R	SM	W (%)	Ticker	Name	R	SM	W (%)
2016-02-01	CCK	Crown	D	-2.87	0.20	PAYX	Paychex	A	2.19	0.20
2016-02-01	SAVE	Spirit Airlines	D	-2.91	0.10					
2016-02-01	CELG	Celgene	D	-2.86	1.50	EW	Edwards Lifesciences	A	2.41	1.50
2016-02-01	CHD	Church & Dwight	D	-2.84	-0.70	MNST	Monster Beverage	A	2.44	-0.70
2016-02-01	CL	Colgate-palmolive	D	-2.84	0.10	RAI	Reynolds American	A	2.42	0.10
2016-02-01	CM-CSA	Comcast	C	-1.86	0.90	LB	L Brands	A	2.30	0.90
2016-02-01	MOS	The Mosaic	D	-2.93	0.20					
2016-02-01	MAR	Marriott International	D	-2.87	-0.20	SBUX	Starbucks	A	2.28	-0.20
2016-02-01	CSX	Csx	D	-2.90	0.30	PKI	Perkinelmer	A	2.18	0.30
2016-02-01	COF	Capital One Financial	D	-2.87	-0.10	XL	XL	A	2.16	-0.10
2016-02-01	CVS	Cvs Health	D	-2.86	-0.60	TSCO	Tractor Supply	A	2.25	-0.60
2016-02-01	D	Dominion Resources	D	-2.83	-0.10	TE	Teco Energy	A	2.26	-0.10
2016-02-01	ATR	Aptargroup	C	-1.84	-0.10	ROP	Roper Technologies	A	2.18	-0.10
2016-02-01	MLM	Martin Marietta Materials	C	-1.88	0.80	JEC	Jacobs Engineering	A	2.18	0.80
2016-02-01	ORLY	O'reilly Automotive	C	-1.84	0.10	MCD	Mcdonald's	A	2.22	0.10
2016-02-01	DCI	Donaldson	D	-2.89	-0.10	COL	Rockwell Collins	A	2.17	-0.10
2016-02-01	YUM	Yum Brands	D	-2.87	0.30	ROST	Ross Stores	A	2.21	0.30
2016-02-01	MCHP	Microchip Technology	D	-2.85	-0.60	HRS	Harris	A	2.23	-0.60
2016-02-01	ECL	Ecolab	C	-1.85	-0.30	AVY	Avery Dennison	A	2.24	-0.30
2016-02-01	EQT	Eqst	D	-2.89	0.70	FSLR	First Solar	A	2.28	0.70
2016-02-01	FMC	Fmc	D	-2.90	-0.20					
2016-02-01		Fidelity National Information Services	D	-2.86	1.10	BLL	Ball	A	2.17	1.10
2016-02-01	GD	General Dynamics	C	-1.85	0.10	AME	Ametek	A	2.16	0.10
2016-02-01	AXLL	Axiall Corporation	D	-2.94	0.10					
2016-02-01	GIS	General Mills	C	-1.84	-0.20	GMCR	Keurig Green Mountain	A	2.37	-0.20
2016-02-01	GWV	Ww Grainger	D	-2.87	-0.00	FLIR	Flir Systems	B	1.19	-0.00
2016-02-01	HAR	Harman Ind Inc	D	-2.92	0.80					
2016-02-01	PTEN	Patterson-uti Energy	D	-2.90	-0.10					
2016-02-01	HCN	Welltower	D	-2.85	-0.20	STI	Suntrust Banks	A	2.16	-0.20
2016-02-01	HCP	Hcp	D	-2.85	0.10	ETFC	Etrade Financial	A	2.16	0.10
2016-02-01	AGU	Agrium	D	-2.86	-0.00					
2016-02-01	HST	Host Hotels & Resorts	D	-2.91	-0.10					
2016-02-01	KRC	Kilroy Realty	D	-2.88	0.00	AFL	Aflac	A	2.16	0.00
2016-02-01	IBM	IBM	D	-2.88	-0.30	MOT	Motorola Solutions International	A	2.20	-0.30
2016-02-01	EMN	Eastman Chemical	D	-2.87	0.20	IFF	Flavors & Fragrances	A	2.21	0.20
2016-02-01	MS	Morgan Stanley	D	-2.89	1.70	HBAN	Huntington Bancshares	A	2.15	1.70
2016-02-01	IR	Ingersoll-rand	D	-2.88	0.20	EL	Estee Lauder Companies	A	2.20	0.20
2016-02-01	LLL	L3 Technologies	D	-2.84	0.40	PNW	Pinnacle West Capital	A	2.20	0.40
2016-02-01	KEY	Keycorp	D	-2.88	0.20	NTRS	Northern Trust	A	2.15	0.20
2016-02-01	KSU	Kansas City Southern	D	-2.88	0.00	GT	Goodyear Tire & Rubber	A	2.19	0.00
2016-02-01	LEN	Lennar	C	-1.88	-0.10	TSN	Tyson Foods	A	2.24	-0.10
2016-02-01	LLTC	Linear Technology	D	-2.85	-0.00	INTU	Intuit	A	2.19	-0.00
2016-02-01	NXPI	Nxp Semiconductors	D	-2.89	0.80	ADSK	Autodesk	A	2.18	0.80
2016-02-01	INCY	Incyte	C	-1.91	0.10	BCR	C R Bard	A	2.32	0.10
2016-02-01		Minnesota Mng.& Mfg	D	-2.85	-0.40	CCE	Coca-Cola Enterprises	A	2.19	-0.40
2016-02-01	MRK	Merck & Co	D	-2.87	-0.20	REGN	Regeneron Pharmaceuticals	A	2.25	-0.20
2016-02-01	SLGN	Silgan	D	-2.84	0.00	PCG	Pg&e	A	2.18	0.00
2016-02-01	LHO	Lasalle Hotel Properties	D	-2.92	0.20					
2016-02-01	MUR	Murphy Oil	D	-2.94	-0.00					
2016-02-01	NUE	Nucor	D	-2.87	0.10	NEM	Newmont Mining	B	1.22	0.10

Date	Ticker	Name	R	SM	W (%)	Ticker	Name	R	SM	W (%)
2016-02-01	OKE	Oneok	D	-2.92	-0.30					
2016-02-01	ORCL	Oracle	D	-2.85	0.30	RHT	Red Hat	A	2.17	0.30
2016-02-01	COP	Conocophillips	D	-2.93	0.30					
2016-02-01	PCAR	Paccar	D	-2.88	1.00	FE	Firstenergy	B	1.19	1.00
2016-02-01	PFE	Pfizer	D	-2.86	2.60	XRAY	Dentsply Intl	A	2.23	2.60
2016-02-01	PGR	Progressive	C	-1.85	-0.50	MTB	M&t Bank	A	2.15	-0.50
2016-02-01	PHM	Pultegroup	D	-2.87	0.10	NWL	Newell Brands	A	2.23	0.10
2016-02-01	SHW	Sherwin-williams	C	-1.85	0.10	MON	Monsanto	B	1.18	0.10
2016-02-01	SIVB	Svb Financial	D	-2.89	0.20	UNM	Unum	A	2.14	0.20
2016-02-01	SLB	Schlumberger	D	-2.87	0.00	NFX	Newfield Exploration	A	2.17	0.00
2016-02-01	CHRW	C.h.robinson Worldwide	D	-2.85	-0.30	PEG	Public Service Enterprise	B	1.18	-0.30
2016-02-01	STR	Questar Corp	D	-2.84	0.20	GAS	AGL Resources	A	2.23	0.20
2016-02-01	TJX	Tjx Companies	C	-1.83	1.10	AAP	Advance Auto Parts	A	2.18	1.10
2016-02-01	TMK	Torchmark	C	-1.86	-0.30	FITB	Fifth Third Bancorp	A	2.13	-0.30
2016-02-01	TROW	T Rowe Price	D	-2.87	-0.20	GGP	General Growth Reit	B	1.18	-0.20
2016-02-01	SLG	Sl Green Realty	D	-2.87	0.30	ALL	Allstate	B	1.17	0.30
2016-02-01	TXN	Texas Instruments	C	-1.85	1.10	AMAT	Applied Materials	B	1.20	1.10
2016-02-01	WEX	Wex	D	-2.90	0.20	POM	Pepco Holdings	B	1.18	0.20
2016-02-01	UNP	Union Pacific	D	-2.90	0.70					
2016-02-01	UTX	United Technologies	D	-2.88	0.60	DGX	Quest Diagnostics	B	1.17	0.60
2016-02-01	VFC	Vf	D	-2.86	0.30	MAT	Mattel	A	2.22	0.30
2016-02-01	VNO	Vornado Realty Trust	D	-2.86	0.10	WY	Weyerhaeuser	B	1.16	0.10
2016-02-01	WDC	Western Digital	D	-2.93	0.20					
2016-02-01	X	United States Steel	D	-2.95	0.40					
2016-02-01	UAA	Under Armour	C	-1.86	-0.30	MKC	Mccormick	A	2.22	-0.30
2016-02-01	IVZ	Invesco	D	-2.88	0.30	MHFI	McGraw Hill Fin	B	1.15	0.30
2016-02-01	JNPR	Juniper Networks	C	-1.87	-0.10	GLW	Corning	B	1.19	-0.10
2016-02-01	MRVL	Marvell Technology	D	-2.91	0.40					
2016-02-01	EOG	Eog Resources	D	-2.87	1.20	MPC	Marathon Petroleum	A	2.15	1.20
2016-02-01	NBR	Nabors Industries	D	-2.93	-0.00					
2016-02-01	BSX	Boston Scientific	C	-1.84	0.20	BDX	Becton Dickinson Laboratory Corp Of America	A	2.22	0.20
2016-02-01	ESRX	Express Scripts	D	-2.86	-0.30	LH	Laboratory Corp Of America	A	2.20	-0.30
2016-02-01	BIIB	Biogen	D	-2.90	1.00					
2016-02-01	DISH	Dish Network	D	-2.90	0.50	SIG	Signet Jewelers	A	2.17	0.50
2016-02-01	SRE	Sempra Energy	D	-2.85	-0.00	WEC	Wec Energy	A	2.22	-0.00
2016-02-01	COG	Cabot Oil & Gas	D	-2.90	0.60					
2016-02-01	CSCO	Cisco Systems	D	-2.87	-0.30	CA	Ca	B	1.18	-0.30
2016-02-01	GS	Goldman Sachs	D	-2.87	1.50	PBI	Pitney Bowes	B	1.16	1.50
2016-02-01	AZO	Autozone	C	-1.84	-0.10	TRIP	Tripadvisor	A	2.17	-0.10
2016-02-01	ENB	Enbridge	D	-2.88	-0.40					
2016-02-01	MRO	Marathon Oil	D	-2.95	-0.10					
2016-02-01	QCOM	Qualcomm	D	-2.89	0.00	YHOO	Yahoo	B	1.18	0.00
2016-02-01	PX	Praxair	D	-2.86	0.30					
2016-02-01	UNH	Unitedhealth	C	-1.84	2.30	TMO	Thermo Fisher Scientific	A	2.20	2.30
2016-02-01	GILD	Gilead Sciences	D	-2.89	0.80	JNJ	Johnson & Johnson	A	2.19	0.80
2016-02-01	KSS	Kohl's	D	-2.90	-0.00	EBAY	Ebay	A	2.17	-0.00
2016-02-01	BBBY	Bed Bath & Beyond	D	-2.91	-0.20					
2016-02-01	BMRN	Biomarin Pharmaceutical	D	-2.91	0.20					
2016-02-01	POT	Corporation Of Saskatchewan	D	-2.92	-0.00					
2016-02-01	HBI	Hanesbrands	D	-2.85	0.00	SJM	Jm Smucker	A	2.22	0.00
2016-02-01	XEC	Cimarex Energy	D	-2.88	-0.30					
2016-02-01	SON	Sonoco Products	D	-2.86	-0.10					
2016-02-01	EIX	Edison International	C	-1.83	0.80	AEE	Ameren	A	2.20	0.80
2016-02-01	ACN	Accenture Cl A	C	-1.84	1.40					
2016-02-01	VRX	Valeant Pharmaceuticals International	D	-2.94	0.20					
2016-02-01	PEP	Pepsico	C	-1.84	1.60	DPS	Dr Pepper Snapple	A	2.22	1.60

Date	Ticker	Name	R	SM	W (%)	Ticker	Name	R	SM	W (%)
2016-02-01	CP	Canadian Pacific Railway	D	-2.89	0.00					
2016-02-01	SE	Spectra Energy	D	-2.88	-0.50					
2016-02-01	ILMN	Illumina	D	-2.86	0.80	ISRG	Intuitive Surgical	A	2.18	0.80
2016-02-01	NE	Noble	D	-2.91	-0.00					
2016-02-01	MCK	Mckesson	D	-2.89	1.70	DLTR	Dollar Tree	B	1.22	1.70
2016-02-01	STX	Seagate Technology	D	-2.93	-0.10					
2016-02-01	TWX	Time Warner	D	-2.87	3.50	DISCK	Discovery Communications	B	1.19	3.50
2016-02-01	STJ	St Jude Medical Inc	D	-2.88	-0.10	ZTS	Zoetis	A	2.18	-0.10
2016-02-01	MA	Mastercard	C	-1.85	0.60					
2016-02-01	AET	Aetna	C	-1.87	0.90	WAT	Waters	A	2.17	0.90
2016-02-01	VTR	Ventas	D	-2.84	-0.50					
2016-02-01	RRC	Range Resources	D	-2.93	-0.20					
2016-02-01	C	Citigroup	D	-2.87	1.60					
2016-02-01	AMP	Ameriprise Financial	D	-2.89	0.20					
2016-02-01	FHN	First Horizon National	C	-1.86	-0.20					
2016-02-01	XOM	Exxon Mobil	D	-2.85	-0.10					
2016-02-01	TGT	Target	D	-2.86	-0.20	TGNA	Tegna	B	1.16	-0.20
2016-02-01	ACGL	Arch Capital	C	-1.85	-0.20					
2016-02-01	EXC	Exelon	D	-2.85	-0.40	ES	Eversource Energy	A	2.20	-0.40
2016-02-01	IONS	Ionis Pharmaceuticals	D	-2.90	-0.10	MYL	Mylan	B	1.22	-0.10
2016-02-01	CVX	Chevron	D	-2.86	0.30					
2016-02-01	HPQ	Hp	D	-2.92	0.70					
2016-02-01	UAL	United Continental	D	-2.87	1.30					
2016-02-01	ABC	Amerisourcebergen	D	-2.87	-0.30					
2016-02-01	PCS	T-Mobile US Inc.	C	-1.84	0.70	LVLTL	Level 3 Communications	B	1.17	0.70
2016-02-01	LEA	Lear	C	-1.86	-0.10	MO	Altria	A	2.21	-0.10
2016-02-01	WLK	Westlake Chemical	D	-2.90	-0.10					
2016-02-01	AER	Aercap	C	-1.90	0.10					
2016-02-01	LNKD	LinkedIn	C	-1.86	-0.10					
2016-02-01	PAY	Verifone Systems	D	-2.90	-0.10	SYMC	Symantec	B	1.17	-0.10
2016-02-01	AL	Air Lease	D	-2.87	-0.10					
2016-02-01	TEL	Te Connectivity	C	-1.87	0.80					
2016-02-01	SNI	Scripps Networks Interactive	D	-2.87	-0.30					
2016-02-01	LYB	Lyondellbasell Industries	C	-1.87	-0.40					
2016-02-01	ABBV	Abbvie	D	-2.86	-0.50	VAR	Varian Medical Systems	B	1.17	-0.50
2016-02-01	SRC	Spirit Realty Capital	D	-2.83	0.00					
2016-02-01	TIME	Time	D	-2.90	0.10					
2016-02-01	MDLZ	Mondelez International	C	-1.85	0.80	CAG	Conagra Brands	A	2.21	0.80
2016-02-01	FOXA	Twenty-first Century Fox	D	-2.88	1.20					
2016-02-01	FOX	Twenty-first Century Fox	D	-2.87	0.30					
2016-02-01	HLT	Hilton Worldwide	D	-2.90	0.20					
2016-02-01	AAL	American Airlines	C	-1.88	-0.10					
2016-02-01	SYF	Synchrony Financial	D	-2.87	0.00					
2016-02-01	ARNC	Arconic	D	-2.93	-0.20					
2016-03-01	AAPL	Apple	D	-2.87	3.30	VRSN	Verisign	A	2.31	3.30
2016-03-01	AMT	American Tower	D	-2.84	0.10	EXR	Extra Space Storage	A	2.79	0.10
2016-03-01	AMB	Prologis	D	-2.85	0.50	EFX	Equifax	A	2.60	0.50
2016-03-01	ABT	Abbott Laboratories	D	-2.86	0.00	HSIC	Henry Schein	A	2.55	0.00
2016-03-01	FLR	Fluor	D	-2.84	0.00	TSS	Total System Services	A	2.26	0.00
2016-03-01	MET	Metlife	D	-2.88	1.20	PSA	Public Storage	A	2.28	1.20
2016-03-01	WBC	Wabco	D	-2.88	0.00	SNA	Snap-on	A	2.52	0.00
2016-03-01	ROK	Rockwell Automation	D	-2.86	-0.70	DHR	Danaher	A	2.21	-0.70
2016-03-01	HES	Hess	D	-2.88	0.40	TSO	Tesoro	A	2.29	0.40

Date	Ticker	Name	R	SM	W (%)	Ticker	Name	R	SM	W (%)
2016-03-01	CTSH	Cognizant Technology Solutions	D	-2.86	0.00	KLAC	Kla-tencor	A	2.25	0.00
2016-03-01	AIG	American International	C	-1.87	0.10	EQIX	Equinix Inc	A	2.24	0.10
2016-03-01	AJG	Arthur J.gallagher	D	-2.86	0.50	CINF	Cincinnati Financial	A	2.21	0.50
2016-03-01	AMGN	Amgen	D	-2.85	-0.20	EW	Edwards Lifesciences	A	2.46	-0.20
2016-03-01	DVN	Devon Energy	D	-2.95	-0.10					
2016-03-01	AON	Aon	D	-2.85	-0.20	AIZ	Assurant	A	2.20	-0.20
2016-03-01	APA	Apache	D	-2.87	-0.20	FSLR	First Solar	A	2.28	-0.20
2016-03-01	ALLY	Ally Financial	D	-2.87	0.20	WSH	Willis Group Holdings	A	2.18	0.20
2016-03-01	APC	Anadarko Petroleum	D	-2.93	0.00					
2016-03-01	ASB	Associated Banc-corp	D	-2.86	-0.10	CCI	Crown Castle Intl Corp	A	2.18	-0.10
2016-03-01	AXP	American Express	D	-2.88	-0.10	AIV	Investment & Management	A	2.17	-0.10
2016-03-01	BA	Boeing	D	-2.87	-0.50	FLIR	Flir Systems	A	2.20	-0.50
2016-03-01	BAC	Bank Of America	D	-2.88	1.50	ESS	Essex Property Trust	A	2.17	1.50
2016-03-01	BBY	Best Buy	D	-2.87	0.40	CVC	Cablevision Systems Corp	A	2.31	0.40
2016-03-01	VOYA	Voya Financial	D	-2.89	0.00	EQR	Equity Residential	A	2.16	0.00
2016-03-01	SAM	Boston Beer	D	-2.88	0.10	ATVI	Activision Blizzard	A	2.51	0.10
2016-03-01	BEN	Franklin Resources	D	-2.90	-0.20	XL	XL	A	2.16	-0.20
2016-03-01	WRB	Wr Berkley	C	-1.85	-0.10	GGP	General Growth Reit	B	1.19	-0.10
2016-03-01	BF.B	Brown-forman	C	-1.85	-0.40	HRL	Hormel Foods	A	2.50	-0.40
2016-03-01	LPT	Liberty Property Trust	D	-2.86	0.10		Berkshire Hathaway B	B	1.18	0.10
2016-03-01	CCK	Crown	D	-2.86	0.20	PAYX	Paychex	A	2.20	0.20
2016-03-01	CELG	Celgene	D	-2.86	1.40	BCR	C R Bard	A	2.33	1.40
2016-03-01	CL	Colgate-palmolive	D	-2.84	-0.10	RAI	Reynolds American	A	2.42	-0.10
2016-03-01	CM-CSA	Comcast	D	-2.85	0.90	SBUX	Starbucks	A	2.28	0.90
2016-03-01	MOS	The Mosaic	D	-2.92	0.20					
2016-03-01	OHI	Omega Healthcare Investors	D	-2.85	0.20	ALL	Allstate	B	1.18	0.20
2016-03-01	MAR	Marriott International	D	-2.85	-0.30	LB	L Brands	A	2.27	-0.30
2016-03-01	CVS	Cvs Health	D	-2.86	-0.30	DLTR	Dollar Tree	A	2.22	-0.30
2016-03-01	ATR	Aptargroup	C	-1.84	-0.00	XYL	Xylem	A	2.20	-0.00
2016-03-01	MLM	Martin Marietta Materials	D	-2.86	0.90	RSG	Republic Services	A	2.20	0.90
2016-03-01	ORLY	O'reilly Automotive	C	-1.84	0.30	ROST	Ross Stores	A	2.21	0.30
2016-03-01	DDR	Ddr	C	-1.83	-0.10	MHFI	McGraw Hill Fin	B	1.16	-0.10
2016-03-01	DCI	Donaldson	D	-2.88	-0.10	A	Agilent Technologies	A	2.19	-0.10
2016-03-01	YUM	Yum Brands	D	-2.87	0.50	TWC	Time Warner Cable Inc.	A	2.18	0.50
2016-03-01	DIS	Walt Disney	D	-2.87	-0.30	EBAY	Ebay	A	2.17	-0.30
2016-03-01	DOV	Dover	D	-2.84	-0.10	ROP	Roper Technologies	A	2.19	-0.10
2016-03-01	DOW	Dow Chemical	D	-2.85	0.60	NEM	Newmont Mining	A	2.27	0.60
2016-03-01	MCHP	Microchip Technology	D	-2.85	-0.50	AMAT	Applied Materials	A	2.22	-0.50
2016-03-01	ECL	Ecolab	D	-2.86	-0.10	ARG	Airgas Inc	A	2.27	-0.10
2016-03-01	CME	Cme	D	-2.85	-0.10	GAS	AGL Resources	A	2.23	-0.10
2016-03-01	EGN	Energen	D	-2.93	0.00					
2016-03-01	EQT	Eqst	D	-2.90	0.60	WEC	Wec Energy	A	2.22	0.60
2016-03-01	BWA	Borgwarner	D	-2.91	0.20					
2016-03-01	FMC	Fmc	D	-2.90	-0.20	AVY	Avery Dennison	A	2.27	-0.20
2016-03-01		Fidelity National Information Services	D	-2.86	1.10	PKI	Perkinelmer	A	2.18	1.10
2016-03-01	GD	General Dynamics	D	-2.85	0.10	BLL	Ball	A	2.17	0.10
2016-03-01	AXLL	Axiall Corporation	D	-2.93	0.20					
2016-03-01	GWW	Ww Grainger	D	-2.85	-0.00	ADT	ADT Corporation	B	1.25	-0.00
2016-03-01	HAR	Harman Ind Inc	D	-2.91	0.80					

Date	Ticker	Name	R	SM	W (%)	Ticker	Name	R	SM	W (%)
2016-03-01	PTEN	Patterson-uti Energy	D	-2.88	-0.10	AEE	Ameren	A	2.21	-0.10
2016-03-01	HCP	Hcp	D	-2.87	0.10	PNW	Pinnacle West Capital	A	2.20	0.10
2016-03-01	HST	Host Hotels & Resorts	D	-2.89	-0.10	ES	Eversource Energy	A	2.20	-0.10
2016-03-01	QEP	Qep Resources	D	-2.90	-0.30	BDX	Becton Dickinson	A	2.22	0.70
2016-03-01	HUM	Humana	D	-2.86	0.70	HRS	Harris	A	2.22	-0.30
2016-03-01	IBM	IBM	D	-2.87	-0.30	PEG	Public Service Enterprise	A	2.18	0.70
2016-03-01	EMN	Eastman Chemical	D	-2.86	0.70	PCG	Pg&e	A	2.18	1.90
2016-03-01	MS	Morgan Stanley	D	-2.89	1.90	LLL	L-3 Communications	B	1.18	0.10
2016-03-01	IR	Ingersoll-rand	D	-2.87	0.10	GMCR	Keurig Green Mountain	A	2.38	0.30
2016-03-01	JCI	Johnson Controls	D	-2.88	0.30	ETR	Entergy	A	2.18	0.20
2016-03-01	KEY	Keycorp	D	-2.88	0.20	TSN	Tyson Foods	A	2.29	-0.10
2016-03-01	LEN	Lennar	D	-2.87	-0.10	MOT	Motorola Solutions	A	2.21	0.90
2016-03-01	NXPI	Nxp Semiconductors	D	-2.89	0.90	WYNN	Wynn Resorts	B	1.27	2.90
2016-03-01	LOW	Lowe's Companies	D	-2.85	2.90	TMO	Thermo Fisher Scientific	A	2.21	-0.30
2016-03-01	INCY	Incyte	D	-2.90	0.20	SYK	Stryker	A	2.19	-0.30
2016-03-01	MDT	Medtronic	D	-2.84	-0.30	POM	Pepco Holdings	A	2.15	0.00
2016-03-01	MRK	Merck & Co	D	-2.86	-0.30	EXC	Exelon	B	1.21	3.10
2016-03-01	LHO	Lasalle Hotel Properties	D	-2.91	0.20	GPC	Genuine Parts	B	1.20	-0.20
2016-03-01	MUR	Murphy Oil	D	-2.94	-0.00	FE	Firstenergy	B	1.19	0.80
2016-03-01	NUE	Nucor	D	-2.86	0.00	ISRG	Intuitive Surgical	A	2.19	2.60
2016-03-01	OKE	Oneok	D	-2.92	-0.20	LEG	Leggett & Platt	B	1.19	-0.30
2016-03-01	OXY	Occidental Petroleum	D	-2.85	3.10	MAT	Mattel	A	2.27	0.10
2016-03-01	COP	Conocophillips	D	-2.93	0.30	MON	Monsanto	B	1.19	0.00
2016-03-01	PBCT	People's United Financial	D	-2.85	-0.20	LVL	Level 3 Communications	B	1.17	0.00
2016-03-01	PCAR	Paccar	D	-2.87	0.80	KORS	Michael Kors	A	2.27	0.50
2016-03-01	PFE	Pfizer	D	-2.86	2.60	RHT	Red Hat	A	2.16	0.90
2016-03-01	PGR	Progressive	C	-1.84	-0.30	MKC	Mccormick	A	2.24	0.10
2016-03-01	PHM	Pultegroup	D	-2.86	0.10	NWL	Newell Brands	A	2.23	-0.30
2016-03-01	PPG	Ppg Industries	D	-2.84	0.00	GLW	Corning	B	1.19	-0.10
2016-03-01	BXP	Boston Properties	D	-2.85	0.00	WAT	Waters	A	2.18	0.10
2016-03-01	SCHW	Charles Schwab	D	-2.88	0.70	ZTS	Zoetis	A	2.18	-0.10
2016-03-01	SHW	Sherwin-williams	C	-1.84	0.10	MNK	Mallinckrodt	B	1.20	0.80
2016-03-01	SIVB	Svb Financial	D	-2.90	0.20					
2016-03-01	TMK	Torchmark	D	-2.86	-0.30					
2016-03-01	TOL	Toll Brothers	D	-2.89	0.50					
2016-03-01	TROW	T Rowe Price	D	-2.86	-0.30					
2016-03-01	SLG	Sl Green Realty	D	-2.87	0.20					
2016-03-01	TXN	Texas Instruments	C	-1.85	0.90					
2016-03-01	WEX	Wex	D	-2.90	0.10					
2016-03-01	UNP	Union Pacific	D	-2.89	1.20					
2016-03-01	UTX	United Technologies	D	-2.87	0.50					
2016-03-01	VFC	Vf	D	-2.86	0.10					
2016-03-01	VMC	Vulcan Materials Co	C	-1.84	0.20					
2016-03-01	WDC	Western Digital	D	-2.93	0.10					
2016-03-01	WFC	Wells Fargo	D	-2.85	2.90					
2016-03-01	X	United States Steel	D	-2.94	0.30					
2016-03-01	UAA	Under Armour	C	-1.86	-0.30					
2016-03-01	PXD	Pioneer Natural Resources	D	-2.86	1.00					
2016-03-01	IVZ	Invesco	D	-2.89	0.20					
2016-03-01	JNPR	Juniper Networks	C	-1.87	-0.10					
2016-03-01	MRVL	Marvell Technology	D	-2.90	0.40					
2016-03-01	BBT	Bb&t	D	-2.86	0.10					
2016-03-01	EOG	Eog Resources	D	-2.88	1.00					
2016-03-01	BSX	Boston Scientific	C	-1.85	0.10					
2016-03-01	ESRX	Express Scripts	D	-2.86	-0.10					
2016-03-01	BIIB	Biogen	D	-2.91	0.90					
2016-03-01	LMT	Lockheed Martin	C	-1.84	-0.80					
2016-03-01	VRTX	Vertex Pharmaceuticals	D	-2.89	0.80					

Date	Ticker	Name	R	SM	W (%)	Ticker	Name	R	SM	W (%)
2016-03-01	BLK	Blackrock	D	-2.85	0.90					
2016-03-01	DISH	Dish Network	D	-2.90	0.40	KSS	Kohl's	B	1.20	0.40
2016-03-01	SRE	Sempra Energy	D	-2.84	-0.20	TE	Teco Energy	A	2.26	-0.20
2016-03-01	COG	Cabot Oil & Gas	D	-2.90	0.50					
2016-03-01	CSCO	Cisco Systems	D	-2.85	-0.20	CA	Ca	B	1.19	-0.20
2016-03-01	GS	Goldman Sachs	D	-2.87	1.50					
2016-03-01	REGN	Regeneron Pharmaceuticals	C	-1.88	-0.00	MYL	Mylan	B	1.20	-0.00
2016-03-01	AZO	Autozone	C	-1.83	-0.20					
2016-03-01	ENB	Enbridge	D	-2.88	-0.30					
2016-03-01	MRO	Marathon Oil	D	-2.96	-0.10					
2016-03-01	QCOM	Qualcomm	D	-2.88	0.00	INTU	Intuit	B	1.18	0.00
2016-03-01	UNH	Unitedhealth	D	-2.83	2.30	VAR	Varian Medical Systems	B	1.18	2.30
2016-03-01	DISCA	Discovery Communications	D	-2.86	-0.20					
2016-03-01	GILD	Gilead Sciences	D	-2.88	1.30	DGX	Quest Diagnostics	B	1.17	1.30
2016-03-01	NFLX	Netflix	C	-1.87	-0.10					
2016-03-01	BBBY	Bed Bath & Beyond	D	-2.90	-0.30					
2016-03-01	BMRN	Biomarin Pharmaceutical	D	-2.89	0.30					
2016-03-01	HBI	Hanesbrands	D	-2.86	0.00	SJM	Jm Smucker	A	2.22	0.00
2016-03-01	XEC	Cimarex Energy	D	-2.88	-0.30					
2016-03-01	SON	Sonoco Products	D	-2.84	-0.00					
2016-03-01	ACN	Accenture Cl A	C	-1.84	1.20					
2016-03-01	VRX	Valeant Pharmaceuticals International	D	-2.96	0.10					
2016-03-01	PEP	Pepsico	C	-1.84	1.60	EL	Estee Lauder Companies	A	2.22	1.60
2016-03-01	VIAB	Viacom	D	-2.93	0.00					
2016-03-01	SE	Spectra Energy	D	-2.87	-0.60					
2016-03-01	ILMN	Illumina	D	-2.86	0.70					
2016-03-01	MCK	Mckesson	D	-2.89	1.50					
2016-03-01	TWX	Time Warner	D	-2.88	3.30					
2016-03-01	STJ	St Jude Medical Inc	D	-2.88	-0.10					
2016-03-01	MA	Mastercard	C	-1.85	0.60					
2016-03-01	AAP	Advance Auto Parts	D	-2.87	0.00					
2016-03-01	USB	Us Bancorp	D	-2.85	-0.00					
2016-03-01	ACT	Actavis	C	-1.84	2.10					
2016-03-01	AET	Aetna	C	-1.86	0.90					
2016-03-01	MHK	Mohawk Industries	C	-1.85	0.00	MO	Altria	A	2.22	0.00
2016-03-01	CTXS	Citrix Systems	C	-1.85	-0.10	SYMC	Symantec	B	1.17	-0.10
2016-03-01	RRC	Range Resources	D	-2.93	-0.20					
2016-03-01	C	Citigroup	D	-2.88	1.40					
2016-03-01	AMP	Ameriprise Financial	D	-2.89	0.20					
2016-03-01	FHN	First Horizon National	D	-2.86	-0.20					
2016-03-01	AMCX	Amc Networks	D	-2.87	-0.20					
2016-03-01	ACGL	Arch Capital	C	-1.85	-0.20					
2016-03-01	IONS	Ionis Pharmaceuticals	D	-2.91	-0.20					
2016-03-01	CVX	Chevron	D	-2.85	0.00					
2016-03-01	HPQ	Hp	D	-2.91	0.70					
2016-03-01	ABC	Amerisourcebergen	D	-2.87	-0.20					
2016-03-01	PCS	T-Mobile US Inc.	C	-1.85	0.60	FTR	Frontier Communications	B	1.23	0.60
2016-03-01	GM	General Motors	D	-2.86	3.00	DPS	Dr Pepper Snapple	A	2.21	3.00
2016-03-01	V	Visa	C	-1.85	1.00					
2016-03-01	LEA	Lear	C	-1.86	-0.50	CAG	Conagra Brands	A	2.21	-0.50
2016-03-01	WLK	Westlake Chemical	D	-2.90	-0.10					
2016-03-01	RF	Regions Financial	D	-2.87	-0.10					
2016-03-01	AER	Aercap	D	-2.88	0.10					
2016-03-01	LNKD	Linkedin	D	-2.92	-0.10					
2016-03-01	DFS	Discover Financial Services	D	-2.86	1.00					
2016-03-01	PAY	Verifone Systems	D	-2.89	-0.20					
2016-03-01	AL	Air Lease	D	-2.85	-0.10					
2016-03-01	TEL	Te Connectivity	D	-2.87	0.80					
2016-03-01	SNI	Scripps Networks Interactive	D	-2.87	-0.30					

Date	Ticker	Name	R	SM	W (%)	Ticker	Name	R	SM	W (%)
2016-03-01	WDAY	Workday	D	-2.86	0.20					
2016-03-01	LYB	Lyondellbasell Industries	D	-2.86	-0.40					
2016-03-01	MPC	Marathon Petroleum	D	-2.90	0.00					
2016-03-01	WPX	Wpx Energy	D	-2.95	-0.00					
2016-03-01	DLPH	Delphi Automotive	D	-2.87	0.50	GT	Goodyear Tire & Rubber	A	2.21	0.50
2016-03-01	ABBV	Abbvie	D	-2.85	-0.40					
2016-03-01	PSX	Phillips 66	C	-1.85	-0.00					
2016-03-01	TIME	Time	D	-2.91	0.10					
2016-03-01	FANG	Diamondback Energy	D	-2.85	0.70					
2016-03-01	MDLZ	Mondelez International	C	-1.85	1.00	CCE	Coca-Cola Enterprises	A	2.20	1.00
2016-03-01	FOXA	Twenty-first Century Fox	D	-2.88	1.20					
2016-03-01	FOX	Twenty-first Century Fox	D	-2.86	0.30					
2016-03-01	HLT	Hilton Worldwide	D	-2.89	0.20					
2016-03-01	SYF	Synchrony Financial	D	-2.87	0.00					
2016-03-01	CFG	Citizens Financial	D	-2.87	-0.10					
2016-03-01	QRVO	Qorvo	D	-2.91	0.10					
2016-03-01	ARNC	Arconic	D	-2.91	-0.30					
2016-04-01	AAPL	Apple	D	-2.86	3.20	VRSN	Verisign	A	2.32	3.20
2016-04-01	ABT	Abbott Laboratories	D	-2.85	0.00	HSIC	Henry Schein	A	2.56	0.00
2016-04-01	MET	Metlife	D	-2.87	1.40	EXR	Extra Space Storage	A	2.88	1.40
2016-04-01	HES	Hess	D	-2.86	0.30	FSLR	First Solar	A	2.28	0.30
2016-04-01	AIG	American International	D	-2.86	0.10	EFX	Equifax	A	2.66	0.10
2016-04-01	AMGN	Amgen	D	-2.84	-0.40	EW	Edwards Lifesciences	A	2.47	-0.40
2016-04-01	DVN	Devon Energy	D	-2.94	-0.30					
2016-04-01	ALLY	Ally Financial	D	-2.86	0.10	PSA	Public Storage	A	2.30	0.10
2016-04-01	ASB	Associated Banc-corp	D	-2.86	-0.10	EQIX	Equinix Inc	A	2.25	-0.10
2016-04-01	AXP	American Express	D	-2.87	-0.10	HIG	The Hartford Financial Services	A	2.23	-0.10
2016-04-01	BA	Boeing	D	-2.87	-0.50	TSS	Total System Services	A	2.28	-0.50
2016-04-01	BAC	Bank Of America	D	-2.88	1.20	CINF	Cincinnati Financial	A	2.22	1.20
2016-04-01	VOYA	Voya Financial	D	-2.89	0.00	AIZ	Assurant	A	2.22	0.00
2016-04-01	SAM	Boston Beer	D	-2.88	0.10	ATVI	Activision Blizzard	A	2.54	0.10
2016-04-01	BEN	Franklin Resources	D	-2.89	-0.20	IRM	Iron Mountain	A	2.21	-0.20
2016-04-01	WRB	Wr Berkley	C	-1.84	-0.10	GGP	General Growth Reit	A	2.20	-0.10
2016-04-01	BF.B	Brown-forman	C	-1.85	-0.20	HRL	Hormel Foods	A	2.51	-0.20
2016-04-01	CCK	Crown	D	-2.85	0.40	ADT	ADT Corporation	A	2.26	0.40
2016-04-01	CELG	Celgene	D	-2.86	1.10	HOLX	Hologic	A	2.29	1.10
2016-04-01	CERN	Cerner	D	-2.88	-0.10	KLAC	Kla-tencor	A	2.26	-0.10
2016-04-01	MOS	The Mosaic	D	-2.92	0.30					
2016-04-01	DIS	Walt Disney	D	-2.86	-0.20	CVC	Cablevision Systems Corp	A	2.31	-0.20
2016-04-01	DOV	Dover	D	-2.84	-0.10	ETN	Eaton	A	2.22	-0.10
2016-04-01	DOW	Dow Chemical	D	-2.85	0.60	NEM	Newmont Mining	A	2.29	0.60
2016-04-01	CME	Cme	D	-2.84	-0.10	ALL	Allstate	A	2.20	-0.10
2016-04-01	EGN	Energen	D	-2.90	0.10	NFX	Newfield Exploration	B	1.24	0.10
2016-04-01	BWA	Borgwarner	D	-2.90	0.20	RAI	Reynolds American	A	2.42	0.20
2016-04-01	FITB	Fifth Third Bancorp	D	-2.86	-0.10	SPG	Simon Property	A	2.19	-0.10
2016-04-01	FMC	Fmc	D	-2.89	-0.10	ARG	Airgas Inc	A	2.27	-0.10
2016-04-01	NOV	National Oilwell Varco	D	-2.94	-0.10					
2016-04-01	GD	General Dynamics	D	-2.86	0.10	DHR	Danaher	A	2.22	0.10
2016-04-01	AXLL	Axiall Corporation	D	-2.92	0.20					
2016-04-01	HAL	Halliburton	D	-2.88	0.10	TE	Teco Energy	A	2.26	0.10
2016-04-01	HAR	Harman Ind Inc	D	-2.90	0.80					
2016-04-01	HCP	Hcp	D	-2.86	0.10		Berkshire Hathaway B	A	2.19	0.10

Date	Ticker	Name	R	SM	W (%)	Ticker	Name	R	SM	W (%)
2016-04-01	AGU	Agrium	D	-2.87	-0.00	PEG	Public Service Enterprise	A	2.21	-0.00
2016-04-01	HST	Host Hotels & Resorts	D	-2.89	-0.10	WU	The Western Union	A	2.19	-0.10
2016-04-01	MS	Morgan Stanley	D	-2.90	1.80	WSH	Willis Group Holdings	A	2.19	1.80
2016-04-01	JCI	Johnson Controls	D	-2.88	0.30	STZ	Constellation Brands	A	2.31	0.30
2016-04-01	KEY	Keycorp	D	-2.88	0.60	AIV	Apartment Investment & Management	A	2.19	0.60
2016-04-01	LEN	Lennar	D	-2.86	-0.10	TSN	Tyson Foods	A	2.30	-0.10
2016-04-01	NXPI	Nxp Semiconductors	D	-2.88	1.30	MOT	Motorola Solutions	A	2.22	1.30
2016-04-01	INCY	Incyte	D	-2.91	0.20	XRAY	Dentsply Sirona	A	2.23	-0.10
2016-04-01	MRK	Merck & Co	D	-2.86	-0.10					
2016-04-01	LHO	Lasalle Hotel Properties	D	-2.91	0.20					
2016-04-01	F	Ford Motor	D	-2.86	-0.10	MAT	Mattel	A	2.29	-0.10
2016-04-01	PCAR	Paccar	D	-2.86	0.70	XYL	Xylem	A	2.22	0.70
2016-04-01	PFE	Pfizer	D	-2.86	2.70	TMO	Thermo Fisher Scientific	A	2.22	2.70
2016-04-01	PHM	Pultegroup	D	-2.86	0.10	KORS	Michael Kors	A	2.27	0.10
2016-04-01	SCHW	Charles Schwab	D	-2.87	0.90	L	Loews	A	2.19	0.90
2016-04-01	SIVB	Svb Financial	D	-2.89	0.20	CCI	Crown Castle Intl Corp	A	2.18	0.20
2016-04-01	TMK	Torchmark	D	-2.86	-0.20	WY	Weyerhaeuser	B	1.23	-0.20
2016-04-01	TOL	Toll Brothers	D	-2.88	0.50	NWL	Newell Brands	A	2.27	0.50
2016-04-01	TROW	T Rowe Price	D	-2.86	-0.30	MHFI	McGraw Hill Fin	B	1.18	-0.30
2016-04-01	SLG	SI Green Realty	D	-2.87	0.20	ESS	Essex Property Trust	B	1.18	0.20
2016-04-01	TXN	Texas Instruments	C	-1.84	1.00	GLW	Corning	A	2.22	1.00
2016-04-01	NYCB	Community Bancorp	D	-2.86	-0.00	SCG	Scana	A	2.25	-0.00
2016-04-01	WEX	Wex	D	-2.88	0.30	SHW	Sherwin-williams	A	2.22	0.30
2016-04-01	UNP	Union Pacific	D	-2.89	1.10	FLR	Fluor	A	2.22	1.10
2016-04-01	VAR	Varian Medical Systems	D	-2.83	-0.10	SYK	Stryker	A	2.21	-0.10
2016-04-01	VFC	Vf	D	-2.86	0.10	CPB	Campbell Soup	A	2.26	0.10
2016-04-01	CF	Cf Industries	D	-2.92	0.10					
2016-04-01	WAG	Walgreens Boots Alliance	D	-2.85	0.30	WYNN	Wynn Resorts	A	2.31	0.30
2016-04-01	WDC	Western Digital	D	-2.93	0.20					
2016-04-01	WFC	Wells Fargo	D	-2.85	2.80	WEC	Wec Energy	A	2.24	2.80
2016-04-01	ZION	Zions Bancorp	D	-2.88	0.10	GAS	AGL Resources	A	2.23	0.10
2016-04-01	UAA	Under Armour	D	-2.86	-0.30	MKC	Mccormick	A	2.25	-0.30
2016-04-01	IVZ	Invesco	D	-2.88	0.20	EXC	Exelon	A	2.23	0.20
2016-04-01	EOG	Eog Resources	D	-2.86	1.10	FTR	Frontier Communications	A	2.23	1.10
2016-04-01	ESRX	Express Scripts	D	-2.87	-0.10	ISRG	Intuitive Surgical	A	2.20	-0.10
2016-04-01	BIIB	Biogen	D	-2.91	0.80					
2016-04-01	VRTX	Vertex Pharmaceuticals	D	-2.91	0.70					
2016-04-01	BLK	Blackrock	D	-2.84	0.80	AEE	Ameren	A	2.22	0.80
2016-04-01	DISH	Dish Network	D	-2.90	0.40					
2016-04-01	COG	Cabot Oil & Gas	D	-2.89	0.60	PNW	Pinnacle West Capital	A	2.22	0.60
2016-04-01	GS	Goldman Sachs	D	-2.87	1.50	ES	Eversource Energy	A	2.22	1.50
2016-04-01	MRO	Marathon Oil	D	-2.94	-0.10					
2016-04-01	DISCA	Discovery Communications	D	-2.85	-0.20	DG	Dollar General	A	2.22	-0.20
2016-04-01	GILD	Gilead Sciences	D	-2.87	1.40	DGX	Quest Diagnostics	A	2.20	1.40
2016-04-01	NFLX	Netflix	C	-1.87	-0.10	HOT	Strw Htl Res Wrlwd	A	2.22	-0.10
2016-04-01	WFM	Whole Foods Market	D	-2.85	-0.40	DLTR	Dollar Tree	A	2.22	-0.40
2016-04-01	BBBY	Bed Bath & Beyond	D	-2.90	-0.30	PCLN	The Priceline	A	2.22	-0.30
2016-04-01	BMRN	Biomarin Pharmaceutical	D	-2.89	0.30	BSX	Boston Scientific	A	2.20	0.30
2016-04-01	HBI	Hanesbrands	D	-2.86	0.00	CAG	Conagra Brands	A	2.23	0.00
2016-04-01	XEC	Cimarex Energy	D	-2.87	-0.30	PH	Parker-hannifin	A	2.22	-0.30
2016-04-01	CAH	Cardinal Health	D	-2.85	-0.40	ROST	Ross Stores	A	2.22	-0.40
2016-04-01	VIAB	Viacom	D	-2.92	0.00					

Date	Ticker	Name	R	SM	W (%)	Ticker	Name	R	SM	W (%)
2016-04-01	CP	Canadian Pacific Railway	D	-2.88	0.00	VRSK	Verisk Analytics	A	2.20	0.00
2016-04-01	ILMN	Illumina	D	-2.86	0.80	ZBH	Zimmer Biomet	A	2.20	0.80
2016-04-01	MCK	Mckesson	D	-2.89	1.50	TWC	Time Warner Cable Inc.	A	2.19	1.50
2016-04-01	STX	Seagate Technology	D	-2.92	-0.10					
2016-04-01	AAP	Advance Auto Parts	D	-2.87	0.00	TSCO	Tractor Supply	A	2.19	0.00
2016-04-01	ACT	Actavis	D	-2.86	1.80	WAT	Waters	A	2.19	1.80
2016-04-01	AET	Aetna	C	-1.86	0.90	PDCO	Patterson Companies	B	1.20	0.90
2016-04-01	MHK	Mohawk Industries	C	-1.85	0.20	SJM	Jm Smucker	A	2.23	0.20
2016-04-01	C	Citigroup	D	-2.87	1.40	RTN	Raytheon	A	2.21	1.40
2016-04-01	ALXN	Alexion Pharmaceuticals	D	-2.88	0.90	MJN	Mead Johnson Nutrition	A	2.21	0.90
2016-04-01	AMP	Ameriprise Financial	D	-2.89	0.20	FLIR	Flir Systems	A	2.21	0.20
2016-04-01	FHN	First Horizon National	D	-2.85	-0.20	PAYX	Paychex	A	2.21	-0.20
2016-04-01	AMCX	Amc Networks	D	-2.87	-0.20	EBAY	Ebay	A	2.17	-0.20
2016-04-01	ACGL	Arch Capital	C	-1.85	-0.20	GPC	Genuine Parts	A	2.21	-0.20
2016-04-01	IONS	Ionis Pharmaceuticals	D	-2.89	-0.20	DPS	Dr Pepper Snapple	A	2.21	-0.20
2016-04-01	HPQ	Hp	D	-2.90	0.70	HRS	Harris	A	2.21	0.70
2016-04-01	SWKS	Skyworks Solutions	D	-2.88	0.10	YHOO	Yahoo	A	2.21	0.10
2016-04-01	ABC	Amerisourcebergen	D	-2.88	-0.10	URBN	Urban Outfitters	B	1.27	-0.10
2016-04-01	GM	General Motors	D	-2.86	3.00	EL	Estee Lauder Companies	A	2.22	3.00
2016-04-01	V	Visa	C	-1.84	1.00	CNP	Centerpoint Energy	A	2.21	1.00
2016-04-01	WLK	Westlake Chemical	D	-2.89	-0.10	NUE	Nucor	A	2.23	-0.10
2016-04-01	CIT	Cit	D	-2.89	-0.00	LVL	Level 3 Communications	A	2.21	-0.00
2016-04-01	RF	Regions Financial	D	-2.87	-0.10	FLS	Flowserve	A	2.21	-0.10
2016-04-01	LNKD	Linkedin	D	-2.92	-0.10					
2016-04-01	DFS	Discover Financial Services	D	-2.85	1.00	FE	Firstenergy	A	2.21	1.00
2016-04-01	PAY	Verifone Systems	D	-2.88	-0.20	GRMN	Garmin	A	2.20	-0.20
2016-04-01	TEL	Te Connectivity	D	-2.86	0.90	JBHT	J.b.hunt Transport Services	A	2.22	0.90
2016-04-01	WDAY	Workday	D	-2.85	0.20	ORCL	Oracle	A	2.20	0.20
2016-04-01	LYB	Lyondellbasell Industries	D	-2.85	-0.30	APD	Air Products & Chemicals	A	2.21	-0.30
2016-04-01	KMI	Kinder Morgan	D	-2.94	0.30					
2016-04-01	MPC	Marathon Petroleum	D	-2.90	0.00	RSG	Republic Services	A	2.21	0.00
2016-04-01	WPX	Wpx Energy	D	-2.92	-0.10					
2016-04-01	DLPH	Delphi Automotive	D	-2.86	0.50	MO	Altria	A	2.22	0.50
2016-04-01	ABBV	Abbvie	D	-2.85	-0.30	TYC	Tyco International	A	2.21	-0.30
2016-04-01	PSX	Phillips 66	C	-1.85	-0.00	CCE	Coca-Cola Enterprises	A	2.21	-0.00
2016-04-01	TIME	Time	D	-2.90	0.10	GPS	Gap	B	1.22	0.10
2016-04-01	MDLZ	Mondelez International	C	-1.85	1.00	GT	Goodyear Tire & Rubber	A	2.22	1.00
2016-04-01	FOXA	Twenty-first Century Fox	D	-2.88	1.40	JWN	Nordstrom	B	1.21	1.40
2016-04-01	FOX	Twenty-first Century Fox	D	-2.86	0.50	FD	Macy's	B	1.21	0.50
2016-04-01	HLT	Hilton Worldwide	D	-2.88	0.30	WYN	Wyndham Worldwide	B	1.20	0.30
2016-04-01	AAL	American Airlines	D	-2.85	-0.10	DISCK	Discovery Communications	B	1.19	-0.10
2016-04-01	MBLY	Mobileye	D	-2.91	0.10					
2016-04-01	QRVO	Qorvo	D	-2.90	0.10					
2016-05-02	AAPL	Apple	D	-2.88	2.60	VRSN	Verisign	A	2.31	2.60
2016-05-02	RCL	Royal Caribbean Cruises	D	-2.87	1.10	ULTA	Ulta Beauty	A	2.41	1.10
2016-05-02	MET	Metlife	D	-2.87	1.40	EXR	Extra Space Storage	A	2.82	1.40
2016-05-02	AIG	American International	D	-2.85	0.40	EFX	Equifax	A	2.68	0.40
2016-05-02	ALLY	Ally Financial	D	-2.87	0.10	PSA	Public Storage	A	2.28	0.10
2016-05-02	ASB	Associated Banc-corp	D	-2.85	-0.10	EQIX	Equinix Inc	A	2.26	-0.10

Date	Ticker	Name	R	SM	W (%)	Ticker	Name	R	SM	W (%)
2016-05-02	AXP	American Express	D	-2.87	-0.20	WY	Weyerhaeuser	A	2.24	-0.20
2016-05-02	BAC	Bank Of America	D	-2.87	1.30	AIZ	Assurant	A	2.24	1.30
2016-05-02	VOYA	Voya Financial	D	-2.89	0.00	IRM	Iron Mountain	A	2.23	0.00
2016-05-02	SAM	Boston Beer	D	-2.90	0.10	ATVI	Activision Blizzard	A	2.55	0.10
2016-05-02	BF.B	Brown-forman	C	-1.85	-0.10	RAI	Reynolds American	A	2.41	-0.10
2016-05-02	CELG	Celgene	D	-2.86	0.80	HSIC	Henry Schein	A	2.56	0.80
2016-05-02	CI	Cigna	D	-2.86	0.20	EW	Edwards Lifesciences	A	2.56	0.20
2016-05-02	MOS	The Mosaic	D	-2.91	0.30					
2016-05-02	COF	Capital One Financial	D	-2.85	0.10	HIG	The Hartford Financial Services	A	2.23	0.10
2016-05-02	DIS	Walt Disney	D	-2.86	-0.20	CVC	Cablevision Systems Corp	A	2.32	-0.20
2016-05-02	EGN	Energen	D	-2.88	0.10	MUR	Murphy Oil	A	2.37	0.10
2016-05-02	BWA	Borgwarner	D	-2.90	0.20					
2016-05-02	NOV	National Oilwell Varco	D	-2.93	-0.00					
2016-05-02	GD	General Dynamics	D	-2.85	0.10	GPN	Global Payments	A	2.35	0.10
2016-05-02	HAR	Harman Ind Inc	D	-2.91	0.70					
2016-05-02	HCP	Hcp	D	-2.85	0.20	CINF	Cincinnati Financial	A	2.22	0.20
2016-05-02	AGU	Agrium	D	-2.88	-0.00	ARG	Airgas Inc	A	2.27	-0.00
2016-05-02	HST	Host Hotels & Resorts	D	-2.89	-0.10	MHFI	McGraw Hill Fin	A	2.22	-0.10
2016-05-02	MS	Morgan Stanley	D	-2.89	2.00	AMT	American Tower	A	2.21	2.00
2016-05-02	KEY	Keycorp	D	-2.87	0.70	WSH	Willis Group Holdings	A	2.20	0.70
2016-05-02	KR	Kroger	C	-1.86	0.20	WYNN	Wynn Resorts	A	2.31	0.20
2016-05-02	CRM	Salesforce.com	C	-1.84	-0.30	KLAC	Kla-tencor	A	2.25	-0.30
2016-05-02	LEN	Lennar	D	-2.86	-0.10	STZ	Constellation Brands	A	2.32	-0.10
2016-05-02	LLY	Eli Lilly	D	-2.86	1.40	BSX	Boston Scientific	A	2.23	1.40
2016-05-02	NXPI	Nxp Semiconductors	D	-2.87	1.40	MOT	Motorola Solutions	A	2.22	1.40
2016-05-02	INCY	Incyte	D	-2.91	0.20					
2016-05-02	LHO	Lasalle Hotel Properties	D	-2.91	0.20					
2016-05-02	F	Ford Motor	D	-2.86	-0.20	TSN	Tyson Foods	A	2.30	-0.20
2016-05-02	PFE	Pfizer	D	-2.85	2.40	XRAY	Dentsply Sirona	A	2.23	2.40
2016-05-02	PHM	Pultegroup	D	-2.86	0.10	NWL	Newell Brands	A	2.28	0.10
2016-05-02	SIVB	Svb Financial	D	-2.88	0.30	WU	The Western Union	A	2.20	0.30
2016-05-02	TOL	Toll Brothers	D	-2.89	0.40	MAT	Mattel	A	2.26	0.40
2016-05-02	SLG	SI Green Realty	D	-2.85	0.20		Berkshire Hathaway B	A	2.20	0.20
2016-05-02	NYCB	New York Community Bancorp	D	-2.87	-0.00	L	Loews	A	2.20	-0.00
2016-05-02	UNP	Union Pacific	D	-2.88	1.00	TSS	Total System Services	A	2.30	1.00
2016-05-02	VFC	Vf	D	-2.86	0.10	KORS	Michael Kors	A	2.25	0.10
2016-05-02	CF	Cf Industries	D	-2.92	0.10					
2016-05-02	WAG	Walgreens Boots Alliance	D	-2.86	0.20	URBN	Urban Outfitters	A	2.24	0.20
2016-05-02	WBS	Webster Financial Corp	D	-2.83	0.00	GGP	General Growth Reit	A	2.19	0.00
2016-05-02	WDC	Western Digital	D	-2.94	0.20					
2016-05-02	WFC	Wells Fargo	D	-2.85	2.70	SPG	Simon Property	A	2.19	2.70
2016-05-02	XLNX	Xilinx	C	-1.85	-0.20	GRMN	Garmin	A	2.22	-0.20
2016-05-02	INTC	Intel	D	-2.86	-0.30	HRS	Harris	A	2.22	-0.30
2016-05-02	ESRX	Express Scripts	D	-2.86	-0.10	HCA	Hca	A	2.22	-0.10
2016-05-02	BIIB	Biogen	D	-2.90	0.70					
2016-05-02	VRTX	Vertex Pharmaceuticals	D	-2.90	0.70					
2016-05-02	DISH	Dish Network	D	-2.90	0.50	PCLN	The Priceline	A	2.23	0.50
2016-05-02	GS	Goldman Sachs	D	-2.86	1.50	ALL	Allstate	A	2.19	1.50
2016-05-02	GILD	Gilead Sciences	D	-2.85	1.40	ISRG	Intuitive Surgical	A	2.21	1.40
2016-05-02	WFM	Whole Foods Market	D	-2.86	-0.40	HOT	Strw Htl Res Wrlwd	A	2.23	-0.40
2016-05-02	BBBY	Bed Bath & Beyond	D	-2.90	-0.30					
2016-05-02	BMRN	Biomarin Pharmaceutical	D	-2.89	0.30	ZBH	Zimmer Biomet	A	2.21	0.30
2016-05-02	ILMN	Illumina	D	-2.87	0.60	SYK	Stryker	A	2.21	0.60

Date	Ticker	Name	R	SM	W (%)	Ticker	Name	R	SM	W (%)
2016-05-02	MCK	Mckesson	D	-2.88	1.60	DLTR	Dollar Tree	A	2.22	1.60
2016-05-02	AAP	Advance Auto Parts	D	-2.87	0.00	ROST	Ross Stores	A	2.21	0.00
2016-05-02	USB	Us Bancorp	D	-2.84	-0.10	AIV	Apartment Investment & Management	A	2.19	-0.10
2016-05-02	ACT	Actavis	D	-2.89	1.20	DGX	Quest Diagnostics	A	2.21	1.20
2016-05-02	MHK	Mohawk Industries	C	-1.85	0.20	MKC	Mccormick	A	2.24	0.20
2016-05-02	C	Citigroup	D	-2.86	1.80	CCI	Crown Castle Intl Corp	A	2.18	1.80
2016-05-02	ALXN	Alexion Pharmaceuticals	D	-2.88	0.90	LH	Laboratory Corp Of America	A	2.20	0.90
2016-05-02	AMP	Ameriprise Financial	D	-2.88	0.20	AMG	Affiliated Managers	B	1.24	0.20
2016-05-02	IONS	Ionis Pharmaceuticals	D	-2.89	-0.10	ZTS	Zoetis	A	2.20	-0.10
2016-05-02	SWKS	Skyworks Solutions	D	-2.90	0.10	PBI	Pitney Bowes	A	2.21	0.10
2016-05-02	ABC	Amerisourcebergen	D	-2.88	-0.10	DG	Dollar General	A	2.21	-0.10
2016-05-02	GM	General Motors	D	-2.85	3.20	WHR	Whirlpool	A	2.23	3.20
2016-05-02	WLK	Westlake Chemical	D	-2.89	-0.10	NEM	Newmont Mining	A	2.37	-0.10
2016-05-02	PAY	Verifone Systems	D	-2.88	-0.20	YHOO	Yahoo	A	2.21	-0.20
2016-05-02	CMG	Chipotle Mexican Grill	D	-2.90	0.10					
2016-05-02	PAGP	Plains Gp	D	-2.95	0.10					
2016-05-02	LYB	Lyondellbasell Industries	D	-2.86	-0.30	AA	Alcoa	A	2.27	-0.30
2016-05-02	KMI	Kinder Morgan	D	-2.93	0.30					
2016-05-02	MPC	Marathon Petroleum	D	-2.89	0.10	DO	Diamond Offshore Drilling	A	2.26	0.10
2016-05-02	DLPH	Delphi Automotive	D	-2.86	0.60	EL	Estee Lauder Companies	A	2.23	0.60
2016-05-02	TIME	Time	D	-2.90	0.10					
2016-05-02	MDLZ	Mondelez International	C	-1.84	1.00	CAG	Conagra Brands	A	2.22	1.00
2016-05-02	AAL	American Airlines	D	-2.87	-0.10	TWC	Time Warner Cable Inc.	A	2.20	-0.10
2016-05-02	MBLY	Mobileye	D	-2.90	0.10					
2016-05-02	QRVO	Qorvo	D	-2.92	0.10					
2016-06-01	AAPL	Apple	D	-2.88	2.60	VRSN	Verisign	A	2.30	2.60
2016-06-01	RCL	Royal Caribbean Cruises	D	-2.88	1.00	ALK	Alaska Air	A	2.68	1.00
2016-06-01	MET	Metlife	D	-2.87	1.30	EXR	Extra Space Storage	A	2.87	1.30
2016-06-01	AIG	American International	D	-2.85	0.50	EFX	Equifax	A	2.71	0.50
2016-06-01	VLO	Valero Energy	D	-2.87	0.20	SWN	Southwestern Energy	A	2.46	0.20
2016-06-01	ALLY	Ally Financial	D	-2.87	0.10	PSA	Public Storage	A	2.28	0.10
2016-06-01	APC	Anadarko Petroleum	D	-2.91	-0.10					
2016-06-01	ASB	Associated Banc-corp	D	-2.85	-0.10	EQIX	Equinix Inc	A	2.28	-0.10
2016-06-01	BAC	Bank Of America	D	-2.87	1.30	NAVI	Navient	A	2.27	1.30
2016-06-01	BBY	Best Buy	D	-2.84	0.40	ULTA	Ulta Beauty	A	2.46	0.40
2016-06-01	VOYA	Voya Financial	D	-2.89	0.00	AIZ	Assurant	A	2.24	0.00
2016-06-01	SAM	Boston Beer	D	-2.90	0.10	ATVI	Activision Blizzard	A	2.61	0.10
2016-06-01	BF.B	Brown-forman	D	-2.85	-0.10	RAI	Reynolds American	A	2.42	-0.10
2016-06-01	CELG	Celgene	D	-2.86	0.80	HSIC	Henry Schein	A	2.56	0.80
2016-06-01	MOS	The Mosaic	D	-2.92	0.20					
2016-06-01	MAR	Marriott International	D	-2.85	-0.10	CVC	Cablevision Systems Corp	A	2.33	-0.10
2016-06-01	COF	Capital One Financial	D	-2.85	0.40	WY	Weyerhaeuser	A	2.23	0.40
2016-06-01	DIS	Walt Disney	D	-2.87	-0.20	WYNN	Wynn Resorts	A	2.31	-0.20
2016-06-01	BWA	Borgwarner	D	-2.91	0.20					
2016-06-01	NOV	National Oilwell Varco	D	-2.94	-0.00					
2016-06-01	HAR	Harman Ind Inc	D	-2.91	0.60					
2016-06-01	HCP	Hcp	D	-2.85	0.10	CINF	Cincinnati Financial	A	2.23	0.10
2016-06-01	AGU	Agrium	D	-2.87	-0.00	NRG	Nrg Energy	A	2.31	-0.00
2016-06-01	HUM	Humana	D	-2.84	0.40	EW	Edwards Lifesciences	A	2.52	0.40

Date	Ticker	Name	R	SM	W (%)	Ticker	Name	R	SM	W (%)
2016-06-01	MS	Morgan Stanley	D	-2.89	1.90	IRM	Iron Mountain	A	2.23	1.90
2016-06-01	KEY	Keycorp	D	-2.86	0.70	MHFI	McGraw Hill Fin	A	2.23	0.70
2016-06-01	KR	Kroger	D	-2.86	0.40	DLTR	Dollar Tree	A	2.24	0.40
2016-06-01	LEN	Lennar	D	-2.86	-0.10	STZ	Constellation Brands	A	2.31	-0.10
2016-06-01	LLY	Eli Lilly	D	-2.86	1.50	STJ	St Jude Medical Inc	A	2.26	1.50
2016-06-01	INCY	Incyte	D	-2.89	0.10	XRAY	Dentsply Sirona	A	2.23	0.10
2016-06-01	LHO	Lasalle Hotel Properties	D	-2.91	0.20					
2016-06-01	F	Ford Motor	D	-2.86	-0.20	TSN	Tyson Foods	A	2.29	-0.20
2016-06-01	COP	Conocophillips	D	-2.92	0.30					
2016-06-01	PHM	Pultegroup	D	-2.85	0.10	NWL	Newell Brands	A	2.28	0.10
2016-06-01	SIVB	Svb Financial	D	-2.88	0.30	HIG	The Hartford Financial Services	A	2.23	0.30
2016-06-01	TOL	Toll Brothers	D	-2.88	0.40	MAT	Mattel	A	2.27	0.40
2016-06-01	SLG	SI Green Realty New York	D	-2.86	0.20	AMT	American Tower	A	2.21	0.20
2016-06-01	NYCB	Community Bancorp	D	-2.86	-0.00	WSH	Willis Group Holdings	A	2.20	-0.00
2016-06-01	UNP	Union Pacific	D	-2.89	0.90	GPN	Global Payments	A	2.38	0.90
2016-06-01	VFC	Vf	D	-2.87	0.10	MKC	Mccormick	A	2.25	0.10
2016-06-01	CF	Cf Industries	D	-2.93	0.10					
2016-06-01	WAG	Walgreens Boots Alliance	D	-2.87	0.20	DNB	Dun & Bradstreet	A	2.24	0.20
2016-06-01	WFC	Wells Fargo	D	-2.85	2.70	L	Loews	A	2.20	2.70
2016-06-01	XLNX	Xilinx	C	-1.84	-0.20	AMAT	Applied Materials	A	2.28	-0.20
2016-06-01	VRTX	Vertex Pharmaceuticals	D	-2.89	0.90	ZBH	Zimmer Biomet	A	2.22	0.90
2016-06-01	DISH	Dish Network	D	-2.89	0.50	URBN	Urban Outfitters	A	2.23	0.50
2016-06-01	GS	Goldman Sachs	D	-2.87	1.40	WU	The Western Union	A	2.19	1.40
2016-06-01	GILD	Gilead Sciences	D	-2.86	1.30	ISRG	Intuitive Surgical	A	2.21	1.30
2016-06-01	WFM	Whole Foods Market	D	-2.84	-0.40	HOT	Strw Htl Res Wrlwd	A	2.23	-0.40
2016-06-01	BBBY	Bed Bath & Beyond	D	-2.91	-0.30					
2016-06-01	SBUX	Starbucks	C	-1.86	0.10	LUV	Southwest Airlines	A	2.22	0.10
2016-06-01	BMRN	Biomarin Pharmaceutical	D	-2.89	0.20	DGX	Quest Diagnostics	A	2.21	0.20
2016-06-01	ILMN	Illumina	D	-2.86	0.70	SYK	Stryker	A	2.21	0.70
2016-06-01	AAP	Advance Auto Parts	D	-2.87	0.00	PCLN	The Priceline	A	2.22	0.00
2016-06-01	USB	Us Bancorp	D	-2.84	-0.10		Berkshire Hathaway B	A	2.19	-0.10
2016-06-01	ACT	Actavis	D	-2.87	1.30	UHS	Universal Health Services	A	2.21	1.30
2016-06-01	C	Citigroup	D	-2.86	1.70	CCI	Crown Castle Intl Corp	A	2.19	1.70
2016-06-01	ALXN	Alexion Pharmaceuticals	D	-2.87	0.80	HCA	Hca	A	2.21	0.80
2016-06-01	AMP	Ameriprise Financial	D	-2.88	0.10	AIV	Apartment Investment & Management	A	2.19	0.10
2016-06-01	JWN	Nordstrom	D	-2.89	-0.00	ROST	Ross Stores	A	2.20	-0.00
2016-06-01	SWKS	Skyworks Solutions	D	-2.90	0.00	KLAC	Kla-tencor	A	2.26	0.00
2016-06-01	UAL	United Continental	D	-2.87	1.00	TSCO	Tractor Supply	A	2.20	1.00
2016-06-01	ABC	Amerisourcebergen	D	-2.89	-0.10	DISCK	Discovery Communications	A	2.19	-0.10
2016-06-01	GM	General Motors	D	-2.86	2.80	PVH	Pvh	A	2.24	2.80
2016-06-01	PAY	Verifone Systems	D	-2.89	-0.20	GRMN	Garmin	A	2.22	-0.20
2016-06-01	AL	Air Lease	D	-2.85	-0.10	TSS	Total System Services	A	2.31	-0.10
2016-06-01	LYB	Lyondellbasell Industries	D	-2.86	-0.20	FCX	Freeport-mcmoran	A	2.47	-0.20
2016-06-01	KMI	Kinder Morgan	D	-2.93	0.20					
2016-06-01	MPC	Marathon Petroleum	D	-2.90	0.00	NFX	Newfield Exploration	A	2.30	0.00
2016-06-01	DLPH	Delphi Automotive	D	-2.87	0.60	WHR	Whirlpool	A	2.23	0.60
2016-06-01	TIME	Time	D	-2.89	0.10	SPLS	Staples	B	1.18	0.10
2016-06-01	AAL	American Airlines	D	-2.88	-0.30	NEM	Newmont Mining	A	2.35	-0.30
2016-06-01	SYF	Synchrony Financial	D	-2.85	-0.10	GGP	General Growth Reit	A	2.18	-0.10

Date	Ticker	Name	R	SM	W (%)	Ticker	Name	R	SM	W (%)
2016-06-01	QRVO	Qorvo	D	-2.90	0.00					
2016-07-01	AAPL	Apple	D	-2.88	2.30	VRSN	Verisign	A	2.30	2.30
2016-07-01	RCL	Royal Caribbean Cruises	D	-2.89	1.00	ULTA	Ulta Beauty	A	2.48	1.00
2016-07-01	ADI	Analog Devices	D	-2.84	0.10	AMAT	Applied Materials	A	2.28	0.10
2016-07-01	MET	Metlife	D	-2.89	1.20	EXR	Extra Space Storage	A	2.85	1.20
2016-07-01	AIG	American International	D	-2.86	0.60	EFX	Equifax	A	2.72	0.60
2016-07-01	VLO	Valero Energy	D	-2.88	0.20	SWN	Southwestern Energy	A	2.42	0.20
2016-07-01	ALLY	Ally Financial	D	-2.88	0.10	EQIX	Equinix Inc	A	2.30	0.10
2016-07-01	ASB	Associated Banc-corp	D	-2.86	-0.10	IRM	Iron Mountain	A	2.25	-0.10
2016-07-01	BAC	Bank Of America	D	-2.88	1.00	CINF	Cincinnati Financial	A	2.25	1.00
2016-07-01	BBY	Best Buy	D	-2.84	0.40	WYNN	Wynn Resorts	A	2.30	0.40
2016-07-01	SAM	Boston Beer	D	-2.89	0.10	ATVI	Activision Blizzard	A	2.63	0.10
2016-07-01	BEN	Franklin Resources	D	-2.86	-0.20	AIZ	Assurant	A	2.24	-0.20
2016-07-01	CCL	Carnival	D	-2.86	0.20	DLTR	Dollar Tree	A	2.25	0.20
2016-07-01	CERN	Cerner	D	-2.87	-0.20	KLAC	Kla-tencor	A	2.26	-0.20
2016-07-01	CI	Cigna	D	-2.87	0.10	HSIC	Henry Schein	A	2.58	0.10
2016-07-01	MOS	The Mosaic	D	-2.92	0.20					
2016-07-01	MAR	Marriott International	D	-2.85	-0.10	DNB	Dun & Bradstreet	A	2.23	-0.10
2016-07-01	COF	Capital One Financial	D	-2.87	0.00	NAVI	Navient	A	2.24	0.00
2016-07-01	DIS	Walt Disney	D	-2.87	-0.20	HOT	Strw Htl Res Wrlwd	A	2.23	-0.20
2016-07-01	BWA	Borgwarner	D	-2.92	0.20					
2016-07-01	NOV	National Oilwell Varco	D	-2.93	-0.10					
2016-07-01	STT	State Street	D	-2.89	-0.00	AMT	American Tower	A	2.23	-0.00
2016-07-01	HAR	Harman Ind Inc	D	-2.85	0.50	RAI	Reynolds American	A	2.45	0.50
2016-07-01	AGU	Agrium	D	-2.87	-0.10	SCG	Scana	A	2.26	-0.10
2016-07-01	MS	Morgan Stanley	D	-2.89	1.50	WY	Weyerhaeuser	A	2.23	1.50
2016-07-01	KEY	Keycorp	D	-2.88	0.60	AMB	Prologis	A	2.23	0.60
2016-07-01	KR	Kroger	D	-2.86	0.60	PCLN	The Priceline	A	2.22	0.60
2016-07-01	LEN	Lennar	D	-2.86	-0.10	STZ	Constellation Brands	A	2.33	-0.10
2016-07-01	LLY	Eli Lilly	D	-2.85	1.40	EW	Edwards Lifesciences	A	2.51	1.40
2016-07-01	MSFT	Microsoft	C	-1.85	3.30	GRMN	Garmin	A	2.22	3.30
2016-07-01	LHO	Lasalle Hotel Properties	D	-2.91	0.20					
2016-07-01	F	Ford Motor	D	-2.86	-0.50	TSN	Tyson Foods	A	2.29	-0.50
2016-07-01	PBCT	People's United Financial	D	-2.85	-0.20	MHFI	McGraw Hill Fin	A	2.22	-0.20
2016-07-01	PNC	Pnc Financial Services	D	-2.86	-0.10	CMA	Comerica	A	2.22	-0.10
2016-07-01	SIVB	Svb Financial	D	-2.90	0.10	CCI	Crown Castle Intl Corp	A	2.21	0.10
2016-07-01	TOL	Toll Brothers New York	D	-2.89	0.30	NWL	Newell Brands	A	2.29	0.30
2016-07-01	NYCB	Community Bancorp	D	-2.87	-0.00	VNO	Vornado Realty Trust	A	2.21	-0.00
2016-07-01	CF	Cf Industries	D	-2.94	0.10					
2016-07-01	WAG	Walgreens Boots Alliance	D	-2.84	0.20	ROST	Ross Stores	A	2.21	0.20
2016-07-01	WFC	Wells Fargo	D	-2.86	3.10	SPG	Simon Property	A	2.20	3.10
2016-07-01	XLNX	Xilinx	C	-1.85	-0.20	FFIV	F5 Networks	A	2.22	-0.20
2016-07-01	VRTX	Vertex Pharmaceuticals	D	-2.90	0.70	STJ	St Jude Medical Inc	A	2.26	0.70
2016-07-01	GS	Goldman Sachs	D	-2.88	1.30	AIV	Apartment Investment & Management	A	2.20	1.30
2016-07-01	AZO	Autozone	C	-1.83	-0.30	LUV	Southwest Airlines	A	2.20	-0.30
2016-07-01	DISCA	Discovery Communications	D	-2.86	-0.20	TSCO	Tractor Supply	A	2.19	-0.20
2016-07-01	GILD	Gilead Sciences	D	-2.86	1.40	XRAY	Dentsply Sirona	A	2.23	1.40
2016-07-01	BBBY	Bed Bath & Beyond	D	-2.91	-0.30					
2016-07-01	SBUX	Starbucks	C	-1.85	0.20	DISCK	Discovery Communications	A	2.17	0.20

Date	Ticker	Name	R	SM	W (%)	Ticker	Name	R	SM	W (%)
2016-07-01	BMRN	Biomarin Pharmaceutical	D	-2.90	0.20	SYK	Stryker	A	2.23	0.20
2016-07-01	CAH	Cardinal Health	D	-2.85	-0.40	NEM	Newmont Mining	A	2.43	-0.40
2016-07-01	CP	Canadian Pacific Railway	D	-2.86	0.30	WEC	Wec Energy	A	2.26	0.30
2016-07-01	ILMN	Illumina	D	-2.87	0.50	TMO	Thermo Fisher Scientific	A	2.23	0.50
2016-07-01	NDAQ	Nasdaq	C	-1.84	-0.20	GGP	General Growth Reit	A	2.20	-0.20
2016-07-01	ACT	Actavis	D	-2.88	1.70	DGX	Quest Diagnostics	A	2.22	1.70
2016-07-01	C	Citigroup	D	-2.87	1.90	L	Loews	A	2.20	1.90
2016-07-01	ALXN	Alexion Pharmaceuticals	D	-2.87	0.60	ISRG	Intuitive Surgical	A	2.22	0.60
2016-07-01	AMP	Ameriprise Financial	D	-2.89	-0.00	MAC	Macerich	A	2.20	-0.00
2016-07-01	TGT	Target	D	-2.86	-0.30	RRC	Range Resources	A	2.36	-0.30
2016-07-01	UAL	United Continental	D	-2.88	0.90	NFX	Newfield Exploration	A	2.33	0.90
2016-07-01	ABC	Amerisourcebergen	D	-2.88	-0.10	NRG	Nrg Energy	A	2.28	-0.10
2016-07-01	GM	General Motors	D	-2.87	2.70	MKC	Mccormick	A	2.27	2.70
2016-07-01	AL	Air Lease	D	-2.86	-0.10	GPV	Global Payments	A	2.35	-0.10
2016-07-01	DAL	Delta Air Lines	D	-2.88	1.10	DO	Diamond Offshore Drilling	A	2.27	1.10
2016-07-01	TEL	Te Connectivity	D	-2.85	0.70	TSS	Total System Services	A	2.31	0.70
2016-07-01	LYB	Lyondellbasell Industries	D	-2.87	-0.40	FCX	Freeport-mcmoran	A	2.51	-0.40
2016-07-01	DLPH	Delphi Automotive	D	-2.88	0.60	SJM	Jm Smucker	A	2.26	0.60
2016-07-01	AAL	American Airlines	D	-2.89	-0.30	FBHS	Fortune Brands Home & Security	A	2.26	-0.30
2016-07-01	QRVO	Qorvo	D	-2.90	-0.10	YHOO	Yahoo	A	2.22	-0.10
2016-08-01	RCL	Royal Caribbean Cruises	D	-2.88	1.10	ULTA	Ulta Beauty	A	2.51	1.10
2016-08-01	MET	Metlife	D	-2.88	1.20	EXR	Extra Space Storage	A	2.81	1.20
2016-08-01	HES	Hess	C	-1.86	-0.10	SWN	Southwestern Energy	A	2.45	-0.10
2016-08-01	VLO	Valero Energy	D	-2.88	0.20	WMB	Williams Companies	A	2.34	0.20
2016-08-01	BAC	Bank Of America	D	-2.87	0.90	EFX	Equifax	A	2.74	0.90
2016-08-01	SAM	Boston Beer	D	-2.88	0.10	ATVI	Activision Blizzard	A	2.63	0.10
2016-08-01	BEN	Franklin Resources	D	-2.85	-0.20	EQIX	Equinix Inc	A	2.29	-0.20
2016-08-01	CCL	Carnival	D	-2.86	0.20	WYNN	Wynn Resorts	A	2.32	0.20
2016-08-01	CELG	Celgene	D	-2.82	0.80	EW	Edwards Lifesciences	A	2.59	0.80
2016-08-01	CI	Cigna	D	-2.88	0.20	HSIC	Henry Schein	A	2.59	0.20
2016-08-01	COF	Capital One Financial	D	-2.86	0.30	NAVI	Navient	A	2.28	0.30
2016-08-01	CVS	Cvs Health	D	-2.85	-0.40	DLTR	Dollar Tree	A	2.26	-0.40
2016-08-01	DIS	Walt Disney	D	-2.84	-0.30	DNB	Dun & Bradstreet	A	2.24	-0.30
2016-08-01	BWA	Borgwarner	D	-2.91	0.20					
2016-08-01	HAR	Harman Ind Inc	D	-2.83	0.60	RAI	Reynolds American	A	2.42	0.60
2016-08-01	KR	Kroger	D	-2.87	0.50	HOT	Strw Htl Res Wrlwd	A	2.24	0.50
2016-08-01	MUR	Murphy Oil	C	-1.88	-0.20	DVN	Devon Energy	A	2.32	-0.20
2016-08-01	PBCT	People's United Financial	D	-2.85	-0.20	IRM	Iron Mountain	A	2.26	-0.20
2016-08-01	SIVB	Svb Financial	D	-2.89	0.00	AMB	Prologis	A	2.25	0.00
2016-08-01	TOL	Toll Brothers	D	-2.89	0.30	STZ	Constellation Brands	A	2.33	0.30
2016-08-01	NYCB	New York Community Bancorp	D	-2.87	-0.00	CINF	Cincinnati Financial	A	2.25	-0.00
2016-08-01	CF	Cf Industries	D	-2.94	0.10					
2016-08-01	IVZ	Invesco	D	-2.85	0.10	MHFI	McGraw Hill Fin	A	2.25	0.10
2016-08-01	JNPR	Juniper Networks	D	-2.88	-0.10	AMAT	Applied Materials	A	2.30	-0.10
2016-08-01	RE	Everest Re	D	-2.84	0.20	WY	Weyerhaeuser	A	2.25	0.20
2016-08-01	GS	Goldman Sachs	D	-2.87	1.40	CMA	Comerica	A	2.24	1.40
2016-08-01	DISCA	Discovery Communications	D	-2.86	-0.20	VIAB	Viacom	A	2.24	-0.20
2016-08-01	GILD	Gilead Sciences	D	-2.87	1.30	STJ	St Jude Medical Inc	A	2.28	1.30
2016-08-01	BBBY	Bed Bath & Beyond	D	-2.91	-0.30					

Date	Ticker	Name	R	SM	W (%)	Ticker	Name	R	SM	W (%)
2016-08-01	SBUX	Starbucks	D	-2.85	0.70	PCLN	The Priceline	A	2.23	0.70
2016-08-01	BMRN	Biomarin Pharmaceutical	D	-2.87	0.30	TMO	Thermo Fisher Scientific	A	2.24	0.30
2016-08-01	HBI	Hanesbrands	D	-2.87	-0.00	TSN	Tyson Foods	A	2.33	-0.00
2016-08-01	ILMN	Illumina	D	-2.84	0.40	XRAY	Dentsply Sirona	A	2.24	0.40
2016-08-01	ACT	Actavis	D	-2.87	1.90	DGX	Quest Diagnostics	A	2.24	1.90
2016-08-01	C	Citigroup	D	-2.87	1.90	AMT	American Tower	A	2.23	1.90
2016-08-01	ALXN	Alexion Pharmaceuticals	D	-2.86	0.70	ISRG	Intuitive Surgical	A	2.23	0.70
2016-08-01	JWN	Nordstrom	D	-2.88	-0.00	KMX	Carmax	A	2.23	-0.00
2016-08-01	UAL	United Continental	D	-2.87	0.90	CBS	Cbs	A	2.20	0.90
2016-08-01	ABC	Amerisourcebergen	D	-2.88	-0.10	LUV	Southwest Airlines	A	2.19	-0.10
2016-08-01	AL	Air Lease	D	-2.85	-0.10	GPN	Global Payments	A	2.36	-0.10
2016-08-01	DAL	Delta Air Lines	D	-2.87	1.10	TSCO	Tractor Supply	A	2.19	1.10
2016-08-01	LYB	Lyondellbasell Industries	D	-2.87	-0.30	FCX	Freeport-mcmoran	A	2.56	-0.30
2016-08-01	MPC	Marathon Petroleum	D	-2.84	0.40	RRC	Range Resources	A	2.32	0.40
2016-08-01	DLPH	Delphi Automotive	D	-2.87	1.00	NWL	Newell Brands	A	2.32	1.00
2016-08-01	PSX	Phillips 66	D	-2.86	-0.10	NFX	Newfield Exploration	A	2.31	-0.10
2016-08-01	AAL	American Airlines	D	-2.86	-0.30	GPS	Gap	B	1.24	-0.30
2016-09-01	RCL	Royal Caribbean Cruises	D	-2.88	1.00	ULTA	Ulta Beauty	A	2.48	1.00
2016-09-01	MET	Metlife	D	-2.88	1.30	EXR	Extra Space Storage	A	2.76	1.30
2016-09-01	HES	Hess	C	-1.86	-0.10	CHK	Chesapeake Energy	A	2.66	-0.10
2016-09-01	VLO	Valero Energy	D	-2.88	0.20	SWN	Southwestern Energy	A	2.45	0.20
2016-09-01	SAVE	Spirit Airlines	D	-2.88	0.10	WYNN	Wynn Resorts	A	2.30	0.10
2016-09-01	CI	Cigna	D	-2.87	0.20	EW	Edwards Lifesciences	A	2.60	0.20
2016-09-01	EQR	Equity Residential	D	-2.87	-0.10	EFX	Equifax	A	2.75	-0.10
2016-09-01	CVS	Cvs Health	D	-2.85	-0.40	DNB	Dun & Bradstreet	A	2.26	-0.40
2016-09-01	BWA	Borgwarner	D	-2.91	0.10					
2016-09-01	AVB	Avalonbay Communities	C	-1.85	0.60	NAVI	Navient	A	2.28	0.60
2016-09-01	KR	Kroger	D	-2.88	0.60	PCLN	The Priceline	A	2.24	0.60
2016-09-01	CRM	Salesforce.com	C	-1.85	-0.30	AMAT	Applied Materials	A	2.35	-0.30
2016-09-01	LUV	Southwest Airlines	D	-2.88	0.30	HOT	Strw Htl Res Wrlwd	A	2.24	0.30
2016-09-01	MUR	Murphy Oil	C	-1.87	-0.20	WMB	Williams Companies	A	2.42	-0.20
2016-09-01	PPG	Ppg Industries	C	-1.85	0.10	FCX	Freeport-mcmoran	A	2.46	0.10
2016-09-01	SNA	Snap-on	D	-2.84	0.30	ATVI	Activision Blizzard	A	2.67	0.30
2016-09-01	ALV	Autoliv	D	-2.86	-0.20	RAI	Reynolds American	A	2.41	-0.20
2016-09-01	TROW	T Rowe Price New York	C	-1.85	-0.30	EQIX	Equinix Inc	A	2.28	-0.30
2016-09-01	NYCB	Community Bancorp	D	-2.87	-0.00	CINF	Cincinnati Financial	A	2.26	-0.00
2016-09-01	CF	Cf Industries	D	-2.94	0.10					
2016-09-01	JNPR	Juniper Networks	D	-2.88	-0.10	MU	Micron Technology	A	2.29	-0.10
2016-09-01	DISCA	Discovery Communications	D	-2.85	-0.30	EBAY	Ebay	A	2.24	-0.30
2016-09-01	GILD	Gilead Sciences	D	-2.87	1.20	STJ	St Jude Medical Inc	A	2.26	1.20
2016-09-01	WFM	Whole Foods Market	C	-1.86	-0.30	URBN	Urban Outfitters	A	2.23	-0.30
2016-09-01	BBBY	Bed Bath & Beyond	D	-2.90	-0.30					
2016-09-01	SBUX	Starbucks	D	-2.85	0.60	KMX	Carmax	A	2.23	0.60
2016-09-01	HBI	Hanesbrands	D	-2.87	-0.00	TSN	Tyson Foods	A	2.34	-0.00
2016-09-01	HIG	The Hartford Financial Services	D	-2.86	0.20	MHFI	McGraw Hill Fin	A	2.26	0.20
2016-09-01	ALXN	Alexion Pharmaceuticals	D	-2.87	0.70	MNK	Mallinckrodt	A	2.24	0.70
2016-09-01	AMCX	Amc Networks	D	-2.90	0.00	ROST	Ross Stores	A	2.23	0.00
2016-09-01	TGT	Target	D	-2.85	-0.30	NWSA	News	A	2.22	-0.30
2016-09-01	UAL	United Continental	D	-2.86	1.00	DLTR	Dollar Tree	A	2.22	1.00
2016-09-01	AL	Air Lease	D	-2.85	-0.10	GPN	Global Payments	A	2.37	-0.10
2016-09-01	DAL	Delta Air Lines	D	-2.88	1.10	NWS	News	A	2.22	1.10

Date	Ticker	Name	R	SM	W (%)	Ticker	Name	R	SM	W (%)
2016-09-01	LYB	Lyondellbasell Industries	D	-2.87	-0.40	NEM	Newmont Mining	A	2.42	-0.40
2016-09-01	DLPH	Delphi Automotive	D	-2.87	1.10	STZ	Constellation Brands	A	2.33	1.10
2016-09-01	PSX	Phillips 66	D	-2.85	-0.10	DVN	Devon Energy	A	2.39	-0.10
2016-09-01	FOXA	Twenty-first Century Fox	D	-2.87	0.70	VIAB	Viacom	A	2.21	0.70
2016-09-01	FOX	Twenty-first Century Fox	D	-2.87	0.40	EXPE	Expedia	A	2.21	0.40
2016-09-01	AAL	American Airlines	D	-2.86	-0.30	TIF	Tiffany	A	2.20	-0.30
2016-10-03	RCL	Royal Caribbean Cruises	D	-2.88	1.00	ULTA	Ulta Beauty	A	2.46	1.00
2016-10-03	HES	Hess	C	-1.85	-0.10	CHK	Chesapeake Energy	A	2.67	-0.10
2016-10-03	BEN	Franklin Resources	D	-2.83	-0.20	EFX	Equifax	A	2.76	-0.20
2016-10-03	CCL	Carnival	D	-2.83	0.30	WYNN	Wynn Resorts	A	2.32	0.30
2016-10-03	SAVE	Spirit Airlines	D	-2.86	0.10	DNB	Dun & Bradstreet	A	2.26	0.10
2016-10-03	EQR	Equity Residential	D	-2.87	-0.10	EXR	Extra Space Storage	A	2.73	-0.10
2016-10-03	CVS	Cvs Health	D	-2.86	-0.40	PCLN	The Priceline	A	2.25	-0.40
2016-10-03	DIS	Walt Disney	D	-2.85	0.30	ROST	Ross Stores	A	2.24	0.30
2016-10-03	NOV	National Oilwell Varco	C	-1.83	-0.20	WMB	Williams Companies	A	2.46	-0.20
2016-10-03	HP	Helmerich & Payne	C	-1.84	-0.30	DVN	Devon Energy	A	2.40	-0.30
2016-10-03	HUM	Humana	D	-2.85	0.70	EW	Edwards Lifesciences	A	2.62	0.70
2016-10-03	AVB	Avalonbay Communities	C	-1.85	0.60	NAVI	Navient	A	2.28	0.60
2016-10-03	EMN	Eastman Chemical	D	-2.86	0.90	FCX	Freeport-mcmoran	A	2.48	0.90
2016-10-03	KR	Kroger	D	-2.89	0.30	EBAY	Ebay	A	2.24	0.30
2016-10-03	CRM	Salesforce.com	C	-1.86	-0.30	MU	Micron Technology	A	2.31	-0.30
2016-10-03	LEN	Lennar	D	-2.86	-0.10	ATVI	Activision Blizzard	A	2.70	-0.10
2016-10-03	LUV	Southwest Airlines	D	-2.87	0.30	NWSA	News	A	2.23	0.30
2016-10-03	MUR	Murphy Oil	C	-1.85	-0.20	APC	Anadarko Petroleum	A	2.35	-0.20
2016-10-03	F	Ford Motor	D	-2.86	-0.20	RAI	Reynolds American	A	2.39	-0.20
2016-10-03	OXY	Occidental Petroleum	C	-1.85	2.30	NFX	Newfield Exploration	A	2.32	2.30
2016-10-03	COP	Conocophillips	D	-2.92	0.00	NEM	Newmont Mining	A	2.41	0.10
2016-10-03	PPG	Ppg Industries	C	-1.85	0.10	STZ	Constellation Brands	A	2.34	0.40
2016-10-03	SNA	Snap-on	D	-2.85	0.40	TSN	Tyson Foods	A	2.33	-0.20
2016-10-03	ALV	Autoliv	D	-2.86	-0.20	EQIX	Equinix Inc	A	2.27	-0.30
2016-10-03	TROW	T Rowe Price	D	-2.86	-0.30	NWS	News	A	2.23	0.30
2016-10-03	CF	Cf Industries	D	-2.94	0.10	MHFI	McGraw Hill Fin	A	2.26	2.60
2016-10-03	WAG	Walgreens Boots Alliance	D	-2.84	0.30	NTAP	Netapp	A	2.26	-0.10
2016-10-03	WFC	Wells Fargo	D	-2.86	2.60	STJ	St Jude Medical Inc	A	2.27	0.90
2016-10-03	JNPR	Juniper Networks	D	-2.88	-0.10	URBN	Urban Outfitters	A	2.23	-0.30
2016-10-03	GILD	Gilead Sciences	D	-2.87	0.90	CBS	Cbs	A	2.21	0.70
2016-10-03	WFM	Whole Foods Market	D	-2.87	-0.30	NWL	Newell Brands	A	2.31	-0.00
2016-10-03	SBUX	Starbucks	D	-2.86	0.70	COO	Cooper Companies	A	2.24	0.80
2016-10-03	HBI	Hanesbrands	D	-2.88	-0.00	CMA	Comerica	A	2.25	0.90
2016-10-03	BMJ	Bristol-myers Squibb	D	-2.88	0.80	TMO	Thermo Fisher Scientific	A	2.24	0.70
2016-10-03	HIG	The Hartford Financial Services	D	-2.86	0.90	EXPE	Expedia	A	2.21	0.00
2016-10-03	ALXN	Alexion Pharmaceuticals	D	-2.87	0.70	DLTR	Dollar Tree	A	2.21	-0.40
2016-10-03	AMCX	Amc Networks	D	-2.90	0.00	GPN	Global Payments	A	2.37	-0.00
2016-10-03	TGT	Target	D	-2.85	-0.40	TIF	Tiffany	A	2.21	1.20
2016-10-03	AL	Air Lease	D	-2.85	-0.00	KMX	Carmax	A	2.21	0.10
2016-10-03	DAL	Delta Air Lines	D	-2.87	1.20	NLSN	Nielsen	A	2.21	0.70
2016-10-03	TIME	Time	D	-2.86	0.10	VIAB	Viacom	A	2.20	0.30
2016-10-03	FOXA	Twenty-first Century Fox	D	-2.87	0.70	JWN	Nordstrom	B	1.24	-0.30
2016-10-03	FOX	Twenty-first Century Fox	D	-2.86	0.30	EW	Edwards Lifesciences	A	2.48	0.70
2016-10-03	AAL	American Airlines	D	-2.86	-0.30					
2016-11-01	ABT	Abbott Laboratories	D	-2.86	0.70					

Date	Ticker	Name	R	SM	W (%)	Ticker	Name	R	SM	W (%)
2016-11-01	RCL	Royal Caribbean Cruises	D	-2.88	0.80	ULTA	Ulta Beauty	A	2.47	0.80
2016-11-01	HES	Hess	D	-2.87	-0.10	CHK	Chesapeake Energy	A	2.56	-0.10
2016-11-01	BEN	Franklin Resources	D	-2.84	-0.20	EFX	Equifax	A	2.70	-0.20
2016-11-01	CCL	Carnival	D	-2.84	0.40	WYNN	Wynn Resorts	A	2.32	0.40
2016-11-01	CELG	Celgene	D	-2.85	0.60	STJ	St Jude Medical Inc	A	2.26	0.60
2016-11-01	CLX	Clorox	D	-2.86	-0.70	ATVI	Activision Blizzard	A	2.67	-0.70
2016-11-01	CM-CSA	Comcast	C	-1.85	1.20	PCLN	The Priceline	A	2.25	1.20
2016-11-01	EQR	Equity Residential	D	-2.88	-0.10	CMA	Comerica	A	2.28	-0.10
2016-11-01	CVS	Cvs Health	D	-2.87	-0.40	NFLX	Netflix	A	2.24	-0.40
2016-11-01	D	Dominion Resources	C	-1.84	-0.30	AWK	American Water Works	A	2.25	-0.30
2016-11-01	DIS	Walt Disney	D	-2.85	1.10	DNB	Dun & Bradstreet	A	2.23	1.10
2016-11-01	ED	Consolidated Edison	C	-1.85	-0.40	SCG	Scana	A	2.25	-0.40
2016-11-01	EQT	Eq	C	-1.86	1.00	WMB	Williams Companies	A	2.43	1.00
2016-11-01	FISV	Fiserv	C	-1.85	-0.10	GPN	Global Payments	A	2.35	-0.10
2016-11-01	NEE	Nextera Energy	C	-1.84	1.30	AES	Aes	A	2.23	1.30
2016-11-01	HAR	Harman Ind Inc	D	-2.85	0.40	RAI	Reynolds American	A	2.45	0.40
2016-11-01	HP	Helmerich & Payne	C	-1.85	-0.30	DVN	Devon Energy	A	2.34	-0.30
2016-11-01	HUM	Humana	D	-2.85	0.50	COO	Cooper Companies	A	2.24	0.50
2016-11-01	AVB	Avalonbay Communities	D	-2.85	0.60	EQIX	Equinix Inc	A	2.27	0.60
2016-11-01	EMN	Eastman Chemical	D	-2.85	0.90	FCX	Freeport-mcmoran	A	2.50	0.90
2016-11-01	KR	Kroger	D	-2.88	0.40	ROST	Ross Stores	A	2.23	0.40
2016-11-01	CRM	Salesforce.com	D	-2.85	-0.30	NVDA	Nvidia	A	2.60	-0.30
2016-11-01	LEN	Lennar	D	-2.86	-0.10	TSN	Tyson Foods	A	2.32	-0.10
2016-11-01	LLY	Eli Lilly	C	-1.85	1.00	ISRG	Intuitive Surgical	A	2.22	1.00
2016-11-01	LOW	Lowe's Companies	D	-2.87	1.80	EXPE	Expedia	A	2.23	1.80
2016-11-01	LUV	Southwest Airlines	D	-2.84	0.10	URBN	Urban Outfitters	A	2.22	0.10
2016-11-01	MCD	Mcdonald's	C	-1.86	-0.30	CBS	Cbs	A	2.22	-0.30
2016-11-01		Minnesota Mng.& Mfg	C	-1.85	-0.30	MTD	Mettler Toledo International	A	2.30	-0.30
2016-11-01	LHO	Lasalle Hotel Properties	D	-2.86	0.20	PFG	Principal Financial	A	2.26	0.20
2016-11-01	MUR	Murphy Oil	C	-1.88	-0.10	NFX	Newfield Exploration	A	2.30	-0.10
2016-11-01	F	Ford Motor	D	-2.86	-0.10	NWL	Newell Brands	A	2.28	-0.10
2016-11-01	PCG	Pg&e	C	-1.84	0.90	CNP	Centerpoint Energy	A	2.22	0.90
2016-11-01	PFE	Pfizer	C	-1.86	2.60	DGX	Quest Diagnostics	A	2.22	2.60
2016-11-01	PGR	Progressive	C	-1.85	-0.10	NAVI	Navient	A	2.26	-0.10
2016-11-01	PPG	Ppg Industries	D	-2.87	0.10	NEM	Newmont Mining	A	2.41	0.10
2016-11-01	WTR	Aqua America	C	-1.86	-0.10	LNT	Alliant Energy	A	2.22	-0.10
2016-11-01	BXP	Boston Properties	C	-1.86	0.10	MHFI	McGraw Hill Fin	A	2.25	0.10
2016-11-01	T	At&t	C	-1.86	0.60	CTL	Centurylink	A	2.19	0.60
2016-11-01	SNA	Snap-on	D	-2.85	0.30	PVH	Pvh	A	2.27	0.30
2016-11-01	ALV	Autoliv	D	-2.88	-0.20	MAT	Mattel	A	2.26	-0.20
2016-11-01	TROW	T Rowe Price	D	-2.86	-0.20	CFG	Citizens Financial	A	2.24	-0.20
2016-11-01	SLG	Sl Green Realty	C	-1.86	0.10	AMB	Prologis	A	2.23	0.10
2016-11-01	CF	Cf Industries	D	-2.94	0.00					
2016-11-01	WAG	Walgreens Boots Alliance	D	-2.84	0.80	TIF	Tiffany	A	2.21	0.80
2016-11-01	WEC	Wec Energy	C	-1.85	0.10	DTE	Dte Energy	A	2.20	0.10
2016-11-01	WFC	Wells Fargo	D	-2.85	2.70	UNM	Unum	A	2.23	2.70
2016-11-01	ESRX	Express Scripts	D	-2.85	-0.10	LH	Laboratory Corp Of America	A	2.20	-0.10
2016-11-01	SEE	Sealed Air	C	-1.85	0.10	URI	United Rentals	A	2.28	0.10
2016-11-01	UDR	Udr	D	-2.85	-0.10	CINF	Cincinnati Financial	A	2.23	-0.10
2016-11-01	AZO	Autozone	D	-2.85	-0.10	EBAY	Ebay	A	2.21	-0.10
2016-11-01	IPG	Interpublic Group Of Companies	D	-2.85	-0.20	DLTR	Dollar Tree	A	2.20	-0.20
2016-11-01	ESS	Essex Property Trust	D	-2.85	-0.00	STT	State Street	A	2.23	-0.00
2016-11-01	GILD	Gilead Sciences	D	-2.88	0.20	HCA	Hca	A	2.20	0.20
2016-11-01	KIM	Kimco Realty	C	-1.87	0.50	AMT	American Tower	A	2.23	0.50
2016-11-01	WFM	Whole Foods Market	D	-2.86	-0.30	NWSA	News	A	2.19	-0.30

Date	Ticker	Name	R	SM	W (%)	Ticker	Name	R	SM	W (%)
2016-11-01	BBBY	Bed Bath & Beyond	D	-2.86	-0.30	KMX	Carmax	A	2.19	-0.30
2016-11-01	SBUX	Starbucks	D	-2.86	0.70	NWS	News	A	2.19	0.70
2016-11-01	BMRN	Biomarin Pharmaceutical	C	-1.86	0.30	ZTS	Zoetis	A	2.20	0.30
2016-11-01	HBI	Hanesbrands	D	-2.88	-0.00	ADM	Archer Daniels Midland	A	2.26	-0.00
2016-11-01	EIX	Edison International	C	-1.85	0.50	ES	Eversource Energy	A	2.20	0.50
2016-11-01	CAH	Cardinal Health	D	-2.87	-0.20	NLSN	Nielsen	A	2.17	-0.20
2016-11-01	BMJ	Bristol-myers Squibb	D	-2.89	0.80	MNK	Mallinckrodt	A	2.19	0.80
2016-11-01	DHI	D.r. Horton	D	-2.86	0.50	MO	Altria	A	2.23	0.50
2016-11-01	MCK	Mckesson	D	-2.89	0.10	GPS	Gap	B	1.25	0.10
2016-11-01	COST	Costco Wholesale	D	-2.86	0.60	JWN	Nordstrom	B	1.23	0.60
2016-11-01	AAP	Advance Auto Parts	D	-2.86	0.00	FD	Macy's	B	1.20	0.00
2016-11-01	ACT	Actavis	D	-2.86	2.00	HOLX	Hologic	A	2.18	2.00
2016-11-01	HIG	The Hartford Financial Services	D	-2.85	0.90	NTRS	Northern Trust	A	2.22	0.90
2016-11-01	ALXN	Alexion Pharmaceuticals	D	-2.86	0.90	ALB	Albemarle	A	2.33	0.90
2016-11-01	XOM	Exxon Mobil	C	-1.85	-1.00	APA	Apache	A	2.29	-1.00
2016-11-01	TGT	Target	D	-2.85	-0.30	HRB	H.& R.block	B	1.19	-0.30
2016-11-01	VZ	Verizon Communications	C	-1.86	-0.20	MU	Micron Technology	A	2.30	-0.20
2016-11-01	ABC	Amerisourcebergen	D	-2.87	-0.10	DISCK	Discovery Communications	B	1.18	-0.10
2016-11-01	DG	Dollar General	C	-1.88	0.00	AKAM	Akamai Technologies	A	2.29	0.00
2016-11-01	DLR	Digital Realty Trust	C	-1.87	-0.10	AIZ	Assurant	A	2.22	-0.10
2016-11-01	CMG	Chipotle Mexican Grill	D	-2.92	-0.10					
2016-11-01	TIME	Time	D	-2.87	0.00	KMI	Kinder Morgan	A	2.28	0.00
2016-11-01	MDLZ	Mondelez International	C	-1.84	1.30	SJM	Jm Smucker	A	2.22	1.30
2016-11-01	FOXA	Twenty-first Century Fox	D	-2.86	0.30	PWR	Quanta Services	A	2.27	0.30
2016-11-01	FOX	Twenty-first Century Fox	D	-2.86	0.30	KLAC	Kla-tencor	A	2.27	0.30
2016-11-01	AAL	American Airlines	D	-2.85	-0.30	FFIV	F5 Networks	A	2.26	-0.30
2016-12-01	AEE	Ameren	C	-1.85	0.10	SCG	Scana	A	2.24	0.10
2016-12-01	ABT	Abbott Laboratories	D	-2.86	0.60	EW	Edwards Lifesciences	A	2.42	0.60
2016-12-01	HES	Hess	D	-2.85	-0.20	CHK	Chesapeake Energy	A	2.74	-0.20
2016-12-01	CERN	Cerner	D	-2.88	-0.30	HPE	Hewlett Packard Enterprise	A	2.32	-0.30
2016-12-01	CHD	Church & Dwight	C	-1.86	-0.30	ATVI	Activision Blizzard	A	2.56	-0.30
2016-12-01	CLX	Clorox	D	-2.86	-0.60	RAI	Reynolds American	A	2.45	-0.60
2016-12-01	EQR	Equity Residential	D	-2.88	-0.10	CMA	Comerica	A	2.35	-0.10
2016-12-01	OHI	Omega Healthcare Investors	D	-2.87	0.10	NAVI	Navient	A	2.34	0.10
2016-12-01	CVS	Cvs Health	D	-2.88	-0.20	ULTA	Ulta Beauty	A	2.50	-0.20
2016-12-01	D	Dominion Resources	C	-1.85	-0.30	CNP	Centerpoint Energy	A	2.23	-0.30
2016-12-01	ORLY	O'reilly Automotive	C	-1.84	0.50	WYNN	Wynn Resorts	A	2.32	0.50
2016-12-01	DIS	Walt Disney	D	-2.84	1.20	PCLN	The Priceline	A	2.25	1.20
2016-12-01	DUK	Duke Energy	C	-1.86	-0.20	AES	Aes	A	2.22	-0.20
2016-12-01	ED	Consolidated Edison	C	-1.86	-0.40	EXC	Exelon	A	2.21	-0.40
2016-12-01	TRV	Travelers Companies	C	-1.84	-0.30	CFG	Citizens Financial	A	2.31	-0.30
2016-12-01	NEE	Nextera Energy	C	-1.86	1.00	LNT	Alliant Energy	A	2.21	1.00
2016-12-01	FRT	Federal Realty Investment Trust	D	-2.87	-0.20	UNM	Unum	A	2.29	-0.20
2016-12-01	ZBH	Zimmer Biomet	C	-1.88	0.20	STJ	St Jude Medical Inc	A	2.27	0.20
2016-12-01	HCP	Hcp	D	-2.87	0.20	ETFC	Etrade Financial	A	2.27	0.20
2016-12-01	HSY	The Hershey	C	-1.86	-0.10	PVH	Pvh	A	2.27	-0.10
2016-12-01	AVB	Avalonbay Communities	D	-2.86	0.60	STT	State Street	A	2.26	0.60

Date	Ticker	Name	R	SM	W (%)	Ticker	Name	R	SM	W (%)
2016-12-01	KMB	Kimberly-clark	D	-2.86	0.40	LUK	Leucadia National	A	2.26	0.40
2016-12-01	KR	Kroger	D	-2.87	0.50	ROST	Ross Stores	A	2.25	0.50
2016-12-01	CRM	Salesforce.com	D	-2.86	-0.20	MU	Micron Technology	A	2.32	-0.20
2016-12-01	LEN	Lennar	D	-2.86	-0.10	MAT	Mattel	A	2.26	-0.10
2016-12-01	LLY	Eli Lilly	D	-2.87	0.80	DGX	Quest Diagnostics	A	2.24	0.80
2016-12-01	LOW	Lowe's Companies	D	-2.86	1.30	ALK	Alaska Air	A	2.25	1.30
2016-12-01		Minnesota Mng.& Mfg	C	-1.84	-0.30	URI	United Rentals	A	2.40	-0.30
2016-12-01	PSA	Public Storage	D	-2.87	0.20	NTRS	Northern Trust	A	2.26	0.20
2016-12-01	F	Ford Motor	D	-2.85	-0.10	TSN	Tyson Foods	A	2.25	-0.10
2016-12-01	OXY	Occidental Petroleum	C	-1.84	1.80	WMB	Williams Companies	A	2.45	1.80
2016-12-01	PCG	Pg&e	C	-1.85	0.80	DTE	Dte Energy	A	2.20	0.80
2016-12-01	PFE	Pfizer	C	-1.86	2.60	COO	Cooper Companies	A	2.22	2.60
2016-12-01	PGR	Progressive	C	-1.84	-0.10	CINF	Cincinnati Financial	A	2.26	-0.10
2016-12-01	PNW	Pinnacle West Capital	C	-1.85	0.40	ES	Eversource Energy	A	2.19	0.40
2016-12-01	PPG	Ppg Industries	D	-2.86	0.10	FCX	Freeport-mcmoran	A	2.67	0.10
2016-12-01	BXP	Boston Properties	C	-1.86	0.10	EQIX	Equinix Inc Level 3	A	2.25	0.10
2016-12-01	T	At&t	C	-1.85	0.60	LVLT	Level 3 Communications	A	2.20	0.60
2016-12-01	SO	Southern	C	-1.86	-0.20	PEG	Public Service Enterprise	A	2.18	-0.20
2016-12-01	SWN	Southwestern Energy	C	-1.87	0.10	DVN	Devon Energy	A	2.43	0.10
2016-12-01	TMO	Thermo Fisher Scientific	C	-1.85	-0.00	ISRG	Intuitive Surgical	A	2.21	-0.00
2016-12-01	TOL	Toll Brothers	C	-1.85	0.20	HOG	Harley-davidson	A	2.24	0.20
2016-12-01	ALV	Autoliv	D	-2.86	-0.10	ADM	Archer Daniels Midland	A	2.24	-0.10
2016-12-01	SLG	Sl Green Realty	D	-2.85	0.10	BBT	Bb&t	A	2.25	0.10
2016-12-01	WEC	Wec Energy	C	-1.86	0.10	SRE	Sempra Energy	A	2.17	0.10
2016-12-01	UAA	Under Armour	D	-2.88	-0.10	CPB	Campbell Soup	A	2.23	-0.10
2016-12-01	VRTX	Vertex Pharmaceuticals	D	-2.87	0.60	ZTS	Zoetis	A	2.21	0.60
2016-12-01	SEE	Sealed Air	C	-1.85	0.10	PWR	Quanta Services	A	2.33	0.10
2016-12-01	COG	Cabot Oil & Gas	C	-1.86	0.20	APA	Apache	A	2.32	0.20
2016-12-01	UDR	Udr	D	-2.86	-0.10	JPM	Jpmorgan Chase	A	2.24	-0.10
2016-12-01	REGN	Regeneron Pharmaceuticals	D	-2.85	-0.00	LH	Laboratory Corp Of America	A	2.20	-0.00
2016-12-01	ESS	Essex Property Trust	D	-2.85	-0.00	AIZ	Assurant	A	2.24	-0.00
2016-12-01	GILD	Gilead Sciences	D	-2.88	0.10	HOLX	Hologic	A	2.19	0.10
2016-12-01	KIM	Kimco Realty	C	-1.87	0.40	PNC	Pnc Financial Services	A	2.24	0.40
2016-12-01	WFM	Whole Foods Market	D	-2.85	-0.30	TIF	Tiffany	A	2.24	-0.30
2016-12-01	BBBY	Bed Bath & Beyond	D	-2.84	-0.30	CBS	Cbs	A	2.24	-0.30
2016-12-01	BMRN	Biomarin Pharmaceutical	D	-2.86	0.30	HCA	Hca	A	2.19	0.30
2016-12-01	EIX	Edison International	C	-1.85	0.40	NEM	Newmont Mining	A	2.35	0.40
2016-12-01	CAH	Cardinal Health	D	-2.86	-0.10	KMX	Carmax	A	2.23	-0.10
2016-12-01	BMY	Bristol-myers Squibb	D	-2.88	0.80	ALB	Albemarle	A	2.34	0.80
2016-12-01	DHI	D.r. Horton	D	-2.87	0.40	LKQ	Lkq	A	2.22	0.40
2016-12-01	MCK	Mckesson	D	-2.88	0.10	GPS	Gap	A	2.23	0.10
2016-12-01	COST	Costco Wholesale	D	-2.85	0.60	DLTR	Dollar Tree	A	2.23	0.60
2016-12-01	ACT	Actavis	D	-2.88	1.50	SE	Spectra Energy	A	2.31	1.50
2016-12-01	CCI	Crown Castle Intl Corp	C	-1.87	-0.00	MHFI	McGraw Hill Fin	A	2.24	-0.00
2016-12-01	ALXN	Alexion Pharmaceuticals	D	-2.87	0.50	MTD	Mettler Toledo International	A	2.30	0.50
2016-12-01	XOM	Exxon Mobil	C	-1.85	-1.00	HAL	Halliburton	A	2.31	-1.00
2016-12-01	VZ	Verizon Communications	C	-1.85	-0.30	CTL	Centurylink	A	2.18	-0.30
2016-12-01	ABC	Amerisourcebergen	D	-2.85	-0.10	NFLX	Netflix	A	2.23	-0.10
2016-12-01	DG	Dollar General	C	-1.87	0.00	FD	Macy's	A	2.23	0.00
2016-12-01	DLR	Digital Realty Trust	C	-1.87	-0.10	AXP	American Express	A	2.24	-0.10
2016-12-01	CMG	Chipotle Mexican Grill	D	-2.91	-0.10					
2016-12-01	ABBV	Abbvie	C	-1.85	-0.30	FMC	Fmc	A	2.29	-0.30

Date	Ticker	Name	R	SM	W (%)	Ticker	Name	R	SM	W (%)
2016-12-01	SRC	Spirit Realty Capital	C	-1.87	0.00	MTB	M&t Bank	A	2.23	0.00
2016-12-01	FOXA	Twenty-first Century Fox	D	-2.85	0.30	EXPE	Expedia	A	2.22	0.30
2016-12-01	FOX	Twenty-first Century Fox	D	-2.85	0.40	URBN	Urban Outfitters	A	2.21	0.40
2016-12-01	KHC	The Kraft Heinz	C	-1.85	0.10	BWA	Borgwarner	A	2.22	0.10
2016-12-01	MBLY	Mobileye	C	-1.88	0.00	KLAC	Kla-tencor	A	2.27	0.00
2017-01-02	ABT	Abbott Laboratories	D	-2.86	0.50	EW	Edwards Lifesciences	A	2.49	0.50
2017-01-02	AMGN	Amgen	D	-2.86	-0.20	STJ	St Jude Medical Inc	A	2.27	-0.20
2017-01-02	BDX	Becton Dickinson	C	-1.85	0.20	DGX	Quest Diagnostics	A	2.25	0.20
2017-01-02	CERN	Cerner	D	-2.88	-0.20	HPE	Hewlett Packard Enterprise	A	2.32	-0.20
2017-01-02	CHD	Church & Dwight	C	-1.86	-0.30	ATVI	Activision Blizzard	A	2.57	-0.30
2017-01-02	CLX	Clorox	D	-2.86	-0.70	RAI	Reynolds American	A	2.47	-0.70
2017-01-02	EQR	Equity Residential	D	-2.87	-0.10	CMA	Comerica	A	2.37	-0.10
2017-01-02	OHI	Omega Healthcare Investors	D	-2.86	0.10	NAVI	Navient	A	2.33	0.10
2017-01-02	D	Dominion Resources	C	-1.84	-0.30	SCG	Scana	A	2.25	-0.30
2017-01-02	DUK	Duke Energy	C	-1.85	-0.30	CNP	Centerpoint Energy	A	2.24	-0.30
2017-01-02	ED	Consolidated Edison	C	-1.85	-0.40	EXC	Exelon	A	2.23	-0.40
2017-01-02	EFX	Equifax	C	-1.86	-0.10	CFG	Citizens Financial	A	2.32	-0.10
2017-01-02	NEE	Nextera Energy	C	-1.85	0.60	LNT	Alliant Energy	A	2.22	0.60
2017-01-02	FRT	Federal Realty Investment Trust	D	-2.86	-0.20	UNM	Unum	A	2.29	-0.20
2017-01-02	ZBH	Zimmer Biomet	C	-1.87	0.20	COO	Cooper Companies	A	2.24	0.20
2017-01-02	HCP	Hcp	D	-2.87	0.20	EQIX	Equinix Inc	A	2.27	0.20
2017-01-02	JNJ	Johnson & Johnson	C	-1.85	-0.50	ZTS	Zoetis	A	2.22	-0.50
2017-01-02	KMB	Kimberly-clark	D	-2.86	0.30	TSN	Tyson Foods	A	2.27	0.30
2017-01-02	KR	Kroger	D	-2.87	0.60	ULTA	Ulta Beauty	A	2.50	0.60
2017-01-02	KSU	Kansas City Southern	C	-1.86	0.20	URI	United Rentals	A	2.41	0.20
2017-01-02	CRM	Salesforce.com	D	-2.86	-0.30	KLAC	Kla-tencor	A	2.28	-0.30
2017-01-02	LEN	Lennar	D	-2.85	-0.00	LUK	Leucadia National	A	2.27	-0.00
2017-01-02	LLY	Eli Lilly	D	-2.85	1.20	ISRG	Intuitive Surgical	A	2.21	1.20
2017-01-02	MDT	Medtronic	C	-1.87	-0.30	LH	Laboratory Corp Of America	A	2.21	-0.30
2017-01-02		Minnesota Mng.& Mfg	C	-1.84	-0.30	PWR	Quanta Services	A	2.34	-0.30
2017-01-02	PSA	Public Storage	D	-2.87	0.20	NTRS	Northern Trust	A	2.27	0.20
2017-01-02	OXY	Occidental Petroleum	C	-1.84	1.70	CHK	Chesapeake Energy	A	2.74	1.70
2017-01-02	PCG	Pg&e	C	-1.85	0.80	DTE	Dte Energy	A	2.21	0.80
2017-01-02	PFE	Pfizer	C	-1.85	2.60	ANTM	Anthem	A	2.20	2.60
2017-01-02	PNW	Pinnacle West Capital	C	-1.84	0.40	ES	Eversource Energy	A	2.20	0.40
2017-01-02	PPG	Ppg Industries	D	-2.86	0.10	FCX	Freeport-mcmoran	A	2.59	0.10
2017-01-02	PVH	Pvh	C	-1.87	-0.00	ADM	Archer Daniels Midland	A	2.25	-0.00
2017-01-02	BXP	Boston Properties	C	-1.85	0.10	ETFC	Etrade Financial	A	2.26	0.10
2017-01-02	SO	Southern	C	-1.85	-0.20	PEG	Public Service Enterprise	A	2.19	-0.20
2017-01-02	SWN	Southwestern Energy	C	-1.88	0.10	WMB	Williams Companies	A	2.47	0.10
2017-01-02	TMO	Thermo Fisher Scientific	C	-1.85	-0.00	HOLX	Hologic	A	2.20	-0.00
2017-01-02	VFC	Vf	D	-2.86	-0.00	CPB	Campbell Soup	A	2.24	-0.00
2017-01-02	WEC	Wec Energy	C	-1.85	0.10	SRE	Sempra Energy	A	2.18	0.10
2017-01-02	UAA	Under Armour	D	-2.89	-0.10	HAR	Harman Ind Inc	A	2.24	-0.10
2017-01-02	ESRX	Express Scripts	D	-2.85	-0.00	HCA	Hca	A	2.20	-0.00
2017-01-02	VRTX	Vertex Pharmaceuticals	D	-2.88	0.50	CI	Cigna	A	2.19	0.50
2017-01-02	COG	Cabot Oil & Gas	C	-1.85	0.20	DVN	Devon Energy	A	2.41	0.20
2017-01-02	GILD	Gilead Sciences	D	-2.88	0.30	UHS	Universal Health Services	A	2.15	0.30
2017-01-02	KIM	Kimco Realty	D	-2.87	0.40	BBT	Bb&t	A	2.26	0.40
2017-01-02	BMRN	Biomarin Pharmaceutical	D	-2.86	0.20	NEM	Newmont Mining	A	2.37	0.20

Date	Ticker	Name	R	SM	W (%)	Ticker	Name	R	SM	W (%)
2017-01-02	HBI	Hanesbrands	D	-2.90	-0.00	BWA	Borgwarner	A	2.24	-0.00
2017-01-02	EIX	Edison International	C	-1.85	0.40	NRG	Nrg Energy	B	1.21	0.40
2017-01-02	CAH	Cardinal Health	D	-2.86	-0.10	ALK	Alaska Air	A	2.27	-0.10
2017-01-02	WSH	Willis Group Holdings	C	-1.85	-0.10	AIZ	Assurant	A	2.26	-0.10
2017-01-02	BMJ	Bristol-myers Squibb	D	-2.87	1.30	ALB	Albemarle	A	2.34	1.30
2017-01-02	DHI	D.r. Horton	D	-2.87	0.20	HOG	Harley-davidson	A	2.23	0.20
2017-01-02	ILMN	Illumina	D	-2.89	0.30	HAL	Halliburton	A	2.32	0.30
2017-01-02	MCK	Mckesson	D	-2.88	0.10	KMX	Carmax	A	2.25	0.10
2017-01-02	ACT	Actavis	D	-2.86	1.70	SE	Spectra Energy	A	2.31	1.70
2017-01-02	CCI	Crown Castle Intl Corp	C	-1.86	-0.20	JPM	Jpmorgan Chase	A	2.26	-0.20
2017-01-02	ABC	Amerisourcebergen	D	-2.85	-0.10	PCLN	The Priceline	A	2.25	-0.10
2017-01-02	DG	Dollar General	C	-1.87	0.20	ROST	Ross Stores	A	2.24	0.20
2017-01-02	DLR	Digital Realty Trust	C	-1.85	-0.10	CINF	Cincinnati Financial	A	2.25	-0.10
2017-01-02	CMG	Chipotle Mexican Grill	D	-2.92	-0.10					
2017-01-02	WDAY	Workday	C	-1.88	0.30	AKAM	Akamai Technologies	A	2.28	0.30
2017-01-02	TRIP	Tripadvisor	D	-2.89	0.20	NFLX	Netflix	A	2.24	0.20
2017-01-02	ABBV	Abbvie	C	-1.85	-0.30	MTD	Mettler Toledo International	A	2.31	-0.30
2017-01-02	SRC	Spirit Realty Capital	C	-1.87	0.00	PNC	Pnc Financial Services	A	2.25	0.00
2017-01-02	KHC	The Kraft Heinz	C	-1.84	0.40	SJM	Jm Smucker	A	2.22	0.40
2017-01-02	MBLY	Mobileye	C	-1.87	0.00	FFIV	F5 Networks	A	2.28	0.00
2017-02-01	AMGN	Amgen	D	-2.85	-0.10	EW	Edwards Lifesciences	A	2.51	-0.10
2017-02-01	BDX	Becton Dickinson	C	-1.84	0.20	IDXX	Idexx Laboratories	A	2.30	0.20
2017-02-01	CHD	Church & Dwight	D	-2.85	-0.30	ATVI	Activision Blizzard	A	2.64	-0.30
2017-02-01	CL	Colgate-palmolive	D	-2.86	-0.10	RAI	Reynolds American	A	2.50	-0.10
2017-02-01	CLX	Clorox	D	-2.86	-0.70	LUK	Leucadia National	A	2.28	-0.70
2017-02-01	EQR	Equity Residential	D	-2.88	-0.10	CMA	Comerica	A	2.37	-0.10
2017-02-01	OHI	Omega Healthcare Investors	D	-2.86	0.10	CFG	Citizens Financial	A	2.33	0.10
2017-02-01	DUK	Duke Energy Consolidated	C	-1.85	-0.20	NRG	Nrg Energy Centerpoint	A	2.28	-0.20
2017-02-01	ED	Edison	C	-1.85	-0.40	CNP	Centerpoint Energy	A	2.26	-0.40
2017-02-01	EFX	Equifax	C	-1.86	-0.20	UNM	Unum	A	2.30	-0.20
2017-02-01	AYI	Acuity Brands	C	-1.87	0.00	URI	United Rentals	A	2.50	0.00
2017-02-01	NEE	Nextera Energy	C	-1.84	0.50	EXC	Exelon	A	2.23	0.50
2017-02-01	FRT	Federal Realty Investment Trust	D	-2.87	-0.20	PRU	Prudential Financial	A	2.30	-0.20
2017-02-01	ZBH	Zimmer Biomet	C	-1.85	0.20	COO	Cooper Companies	A	2.26	0.20
2017-02-01	HCP	Hcp	D	-2.86	0.30	NAVI	Navient	A	2.30	0.30
2017-02-01	JNJ	Johnson & Johnson	C	-1.85	-0.50	DGX	Quest Diagnostics	A	2.25	-0.50
2017-02-01	KR	Kroger	D	-2.87	0.30	ULTA	Ulta Beauty	A	2.53	0.30
2017-02-01	KSU	Kansas City Southern	C	-1.86	0.00	CSX	Csx	A	2.36	0.00
2017-02-01	LLY	Eli Lilly	D	-2.83	1.20	ISRG	Intuitive Surgical	A	2.23	1.20
2017-02-01	MDT	Medtronic	D	-2.86	-0.20	ZTS	Zoetis	A	2.23	-0.20
2017-02-01	NI	Nisource	D	-2.86	0.10	DTE	Dte Energy	A	2.21	0.10
2017-02-01	ES	Eversource Energy	C	-1.85	-0.10	PEG	Public Service Enterprise	A	2.19	-0.10
2017-02-01	OXY	Occidental Petroleum	C	-1.85	1.60	CHK	Chesapeake Energy	A	2.67	1.60
2017-02-01	PCG	Pg&e	C	-1.84	0.90	SRE	Sempra Energy	A	2.18	0.90
2017-02-01	PFE	Pfizer	C	-1.86	2.50	ANTM	Anthem	A	2.23	2.50
2017-02-01	WTR	Aqua America	D	-2.86	-0.10	FCX	Freeport-mcmoran	A	2.75	-0.10
2017-02-01	BXP	Boston Properties	C	-1.85	0.00	EQIX	Equinix Inc	A	2.29	0.00
2017-02-01	SO	Southern	D	-2.85	-0.40	NEM	Newmont Mining	A	2.38	-0.40
2017-02-01	SWN	Southwestern Energy	C	-1.90	0.10	WMB	Williams Companies	A	2.42	0.10
2017-02-01	TMO	Thermo Fisher Scientific	C	-1.84	-0.00	LH	Laboratory Corp Of America	A	2.22	-0.00
2017-02-01	VFC	Vf	D	-2.87	-0.00	CPB	Campbell Soup	A	2.25	-0.00
2017-02-01	WMT	Wal-mart Stores	C	-1.85	-0.10	ALK	Alaska Air	A	2.28	-0.10
2017-02-01	UA	Under Armour	D	-2.92	-0.10					
2017-02-01	BIIB	Biogen	C	-1.86	1.00	HCA	Hca	A	2.22	1.00
2017-02-01	ETR	Entergy	D	-2.86	-0.10	ALB	Albemarle	A	2.37	-0.10

Date	Ticker	Name	R	SM	W (%)	Ticker	Name	R	SM	W (%)
2017-02-01	COG	Cabot Oil & Gas	C	-1.87	0.20	DVN	Devon Energy	A	2.41	0.20
2017-02-01	GILD	Gilead Sciences	D	-2.88	0.20	AET	Aetna	A	2.21	0.20
2017-02-01	KIM	Kimco Realty	D	-2.87	0.40	ETFC	Etrade Financial	A	2.29	0.40
2017-02-01	BMRN	Biomarin Pharmaceutical	D	-2.85	0.30	CI	Cigna	A	2.21	0.30
2017-02-01	HBI	Hanesbrands	D	-2.89	-0.00	BWA	Borgwarner	A	2.25	-0.00
2017-02-01	EIX	Edison International	C	-1.85	0.20	PWR	Quanta Services	A	2.34	0.20
2017-02-01	CAH	Cardinal Health	D	-2.85	-0.10	NFLX	Netflix	A	2.27	-0.10
2017-02-01	WSH	Willis Group Holdings	C	-1.84	-0.10	AIZ	Assurant	A	2.27	-0.10
2017-02-01	BMJ	Bristol-myers Squibb	D	-2.89	1.10	HOLX	Hologic	A	2.21	1.10
2017-02-01	ILMN	Illumina	D	-2.86	0.50	MTD	Mettler Toledo International	A	2.32	0.50
2017-02-01	MCK	Mckesson	D	-2.88	0.10	PCLN	The Priceline	A	2.27	0.10
2017-02-01	MCO	Moody's	C	-1.84	-0.20	PNC	Pnc Financial Services	A	2.26	-0.20
2017-02-01	ACT	Actavis	D	-2.85	1.50	AVY	Avery Dennison	A	2.32	1.50
2017-02-01	CCI	Crown Castle Intl Corp	C	-1.86	-0.20	MTB	M&t Bank	A	2.26	-0.20
2017-02-01	DVA	Davita	D	-2.86	-0.00	LRCX	Lam Research	A	2.32	-0.00
2017-02-01	CMG	Chipotle Mexican Grill	D	-2.91	-0.10					
2017-02-01	MJN	Mead Johnson Nutrition	D	-2.88	-0.00	ADM	Archer Daniels Midland	A	2.24	-0.00
2017-02-01	WDAY	Workday	C	-1.85	0.40	AMAT	Applied Materials	A	2.41	0.40
2017-02-01	TRIP	Tripadvisor	D	-2.88	0.40	KMX	Carmax	A	2.26	0.40
2017-02-01	ABBV	Abbvie	C	-1.85	-0.30	SE	Spectra Energy	A	2.31	-0.30
2017-02-01	STOR	Store Capital	D	-2.88	0.00	NTRS	Northern Trust	A	2.25	0.00
2017-02-01	SRC	Spirit Realty Capital	D	-2.88	0.00	BBT	Bb&t	A	2.25	0.00
2017-02-01	KHC	The Kraft Heinz	C	-1.84	0.50	HAR	Harman Ind Inc	A	2.24	0.50
2017-03-01	APA	Apache	C	-1.87	0.10	WMB	Williams Companies	A	2.43	0.10
2017-03-01	CLR	Continental Resources	C	-1.87	0.10	DVN	Devon Energy	A	2.40	0.10
2017-03-01	ED	Consolidated Edison	C	-1.84	-0.40	NRG	Nrg Energy	A	2.28	-0.40
2017-03-01	EGN	Energen	C	-1.85	0.00	BHI	Baker Hughes	A	2.27	0.00
2017-03-01	FRT	Federal Realty Investment Trust	D	-2.86	-0.20	CMA	Comerica	A	2.40	-0.20
2017-03-01	GIS	General Mills	C	-1.86	-0.10	ATVI	Activision Blizzard	A	2.74	-0.10
2017-03-01	ZBH	Zimmer Biomet	C	-1.85	0.20	IDXX	Idexx Laboratories	A	2.36	0.20
2017-03-01	HCN	Welltower	D	-2.85	-0.40	CFG	Citizens Financial	A	2.36	-0.40
2017-03-01	K	Kellogg	D	-2.86	-0.10	RAI	Reynolds American	A	2.52	-0.10
2017-03-01	KR	Kroger	D	-2.87	0.10	ULTA	Ulta Beauty	A	2.54	0.10
2017-03-01	FII	Federated Investors	D	-2.86	-0.00	UNM	Unum	A	2.33	-0.00
2017-03-01	NBL	Noble Energy	C	-1.85	-0.20	RIG	Transocean	A	2.25	-0.20
2017-03-01	ES	Eversource Energy	C	-1.84	-0.10	CNP	Centerpoint Energy	A	2.27	-0.10
2017-03-01	OXY	Occidental Petroleum	D	-2.85	2.00	VLO	Valero Energy	A	2.24	2.00
2017-03-01	SO	Southern	D	-2.85	-0.40	EXC	Exelon	A	2.24	-0.40
2017-03-01	SWN	Southwestern Energy	C	-1.92	0.10	MPC	Marathon Petroleum	A	2.24	0.10
2017-03-01	VMC	Vulcan Materials Co	C	-1.85	0.30	URI	United Rentals	A	2.51	0.30
2017-03-01	UAA	Under Armour	D	-2.92	-0.10					
2017-03-01	BIIB	Biogen	C	-1.84	1.00	COO	Cooper Companies	A	2.28	1.00
2017-03-01	COG	Cabot Oil & Gas	C	-1.84	0.50	TSO	Tesoro	A	2.20	0.50
2017-03-01	FD	Macy's	D	-2.88	0.60	ALK	Alaska Air	A	2.30	0.60
2017-03-01	NKE	Nike	D	-2.86	0.40	LUK	Leucadia National	A	2.31	0.40
2017-03-01	AZO	Autozone	D	-2.85	0.10	PCLN	The Priceline	A	2.30	0.10
2017-03-01	GILD	Gilead Sciences	D	-2.89	0.20	DGX	Quest Diagnostics	A	2.27	0.20
2017-03-01	KIM	Kimco Realty	D	-2.88	0.40	NAVI	Navient	A	2.30	0.40
2017-03-01	BBBY	Bed Bath & Beyond	D	-2.86	-0.30	NFLX	Netflix	A	2.28	-0.30
2017-03-01	MCK	Mckesson	D	-2.87	0.10	TIF	Tiffany	A	2.27	0.10
2017-03-01	RRC	Range Resources	D	-2.90	0.10	PSX	Phillips 66	A	2.18	0.10
2017-03-01	JWN	Nordstrom	D	-2.88	-0.20	KMX	Carmax	A	2.26	-0.20
2017-03-01	TGT	Target	D	-2.88	-0.20	LUV	Southwest Airlines	A	2.26	-0.20
2017-03-01	DVA	Davita	D	-2.85	-0.00	ISRG	Intuitive Surgical	A	2.25	-0.00

Date	Ticker	Name	R	SM	W (%)	Ticker	Name	R	SM	W (%)
2017-03-01	TRIP	Tripadvisor	D	-2.90	0.00					
2017-03-01	STOR	Store Capital	D	-2.87	0.00	EQIX	Equinix Inc	A	2.29	0.00
2017-03-01	SRC	Spirit Realty Capital	D	-2.87	0.00	AIZ	Assurant	A	2.28	0.00
2017-04-03	HES	Hess	D	-2.88	-0.20	WMB	Williams Companies	A	2.45	-0.20
2017-04-03	APC	Anadarko Petroleum	C	-1.86	0.90	BHI	Baker Hughes	A	2.26	0.90
2017-04-03	APD	Air Products & Chemicals	C	-1.85	-0.10	FCX	Freeport-mcmoran	A	2.59	-0.10
2017-04-03	CLR	Continental Resources	C	-1.87	0.10	MPC	Marathon Petroleum	A	2.23	0.10
2017-04-03	EGN	Energen	C	-1.85	0.00	VLO	Valero Energy	A	2.23	0.00
2017-04-03	EQT	Eqst	D	-2.86	0.60	RIG	Transocean	A	2.22	0.60
2017-04-03	FRT	Federal Realty Investment Trust	D	-2.87	-0.20	CMA	Comerica	A	2.37	-0.20
2017-04-03	GE	General Electric	D	-2.85	1.80	URI	United Rentals	A	2.48	1.80
2017-04-03	GIS	General Mills	D	-2.87	-0.20	ATVI	Activision Blizzard	A	2.78	-0.20
2017-04-03	HP	Helmerich & Payne	C	-1.87	-0.30	TSO	Tesoro	A	2.19	-0.30
2017-04-03	KR	Kroger	D	-2.89	0.10	ULTA	Ulta Beauty	A	2.55	0.10
2017-04-03	MUR	Murphy Oil	D	-2.86	-0.10	FMC	Fmc	A	2.36	-0.10
2017-04-03	NBL	Noble Energy	C	-1.86	-0.20	PWR	Quanta Services	A	2.35	-0.20
2017-04-03	OXY	Occidental Petroleum	D	-2.86	1.80	HPE	Hewlett Packard Enterprise	A	2.32	1.80
2017-04-03	SCG	Scana	D	-2.86	-0.20	NRG	Nrg Energy	A	2.32	-0.20
2017-04-03	SLB	Schlumberger	C	-1.85	-0.30	AVY	Avery Dennison	A	2.32	-0.30
2017-04-03	SYT	Sysco	C	-1.85	-0.50	PCLN	The Priceline	A	2.30	-0.50
2017-04-03	TYC	Tyco International	C	-1.85	0.10	MTD	Mettler Toledo International	A	2.36	0.10
2017-04-03	VMC	Vulcan Materials Co	C	-1.85	0.30	CSX	Csx	A	2.35	0.30
2017-04-03	UAA	Under Armour	D	-2.92	-0.10					
2017-04-03	COG	Cabot Oil & Gas	D	-2.83	0.30	SYMC	Symantec	A	2.30	0.30
2017-04-03	FD	Macy's	D	-2.89	0.50	NFLX	Netflix	A	2.29	0.50
2017-04-03	AZO	Autozone	D	-2.86	0.10	ALK	Alaska Air	A	2.28	0.10
2017-04-03	PX	Praxair	C	-1.84	-0.10	ALB	Albemarle	A	2.42	-0.10
2017-04-03	GILD	Gilead Sciences	D	-2.89	0.10	IDXX	Idexx Laboratories	A	2.38	0.10
2017-04-03	KIM	Kimco Realty	D	-2.89	0.30	CFG	Citizens Financial	A	2.31	0.30
2017-04-03	WFM	Whole Foods Market	D	-2.85	-0.40	TIF	Tiffany	A	2.27	-0.40
2017-04-03	KSS	Kohl's	D	-2.89	-0.20	EBAY	Ebay	A	2.25	-0.20
2017-04-03	BBBY	Bed Bath & Beyond	D	-2.86	-0.30	ROST	Ross Stores	A	2.24	-0.30
2017-04-03	CRI	Carter's	D	-2.87	-0.20	RAI	Reynolds American	A	2.52	-0.20
2017-04-03	SBUX	Starbucks	C	-1.84	1.00	FL	Foot Locker	A	2.24	1.00
2017-04-03	O	Realty Income	C	-1.86	-0.10	EQIX	Equinix Inc	A	2.31	-0.10
2017-04-03	BMJ	Bristol-myers Squibb	D	-2.85	1.00	COO	Cooper Companies	A	2.27	1.00
2017-04-03	MCK	Mckesson	D	-2.88	0.20	TGNA	Tegna	A	2.24	0.20
2017-04-03	COTY	Coty	D	-2.91	-0.10					
2017-04-03	EL	Estee Lauder Companies	D	-2.86	0.10	LUK	Leucadia National	A	2.30	0.10
2017-04-03	ALXN	Alexion Pharmaceuticals	D	-2.85	0.30	DGX	Quest Diagnostics	A	2.27	0.30
2017-04-03	JWN	Nordstrom	D	-2.87	-0.20	LUV	Southwest Airlines	A	2.23	-0.20
2017-04-03	XOM	Exxon Mobil	D	-2.85	-0.90	NTAP	Netapp	A	2.30	-0.90
2017-04-03	TWTR	Twitter	C	-1.90	-0.10	WDC	Western Digital	A	2.32	-0.10
2017-04-03	TGT	Target	D	-2.88	-0.20	YUM	Yum Brands	A	2.23	-0.20
2017-04-03	VZ	Verizon Communications	D	-2.85	-0.20	LVL	Level 3 Communications	A	2.21	-0.20
2017-04-03	STOR	Store Capital	D	-2.87	0.10	UNM	Unum	A	2.31	0.10
2017-04-03	SRC	Spirit Realty Capital	D	-2.88	0.00	RJF	Raymond James Financial	A	2.30	0.00
2017-05-01	HES	Hess	D	-2.88	-0.20	WMB	Williams Companies	A	2.46	-0.20
2017-05-01	AIG	American International	C	-1.85	0.70	CMA	Comerica	A	2.38	0.70
2017-05-01	APC	Anadarko Petroleum	C	-1.87	0.90	BHI	Baker Hughes	A	2.26	0.90
2017-05-01	APD	Air Products & Chemicals	C	-1.84	-0.10	FCX	Freeport-mcmoran	A	2.56	-0.10
2017-05-01	MOS	The Mosaic	C	-1.87	0.10	ALB	Albemarle	A	2.44	0.10
2017-05-01	ORLY	O'reilly Automotive	D	-2.86	0.60	ULTA	Ulta Beauty	A	2.55	0.60

Date	Ticker	Name	R	SM	W (%)	Ticker	Name	R	SM	W (%)
2017-05-01	CLR	Continental Resources	C	-1.88	0.10	MPC	Marathon Petroleum	A	2.24	0.10
2017-05-01	EGN	Energen	C	-1.86	0.00	TSO	Tesoro	A	2.19	0.00
2017-05-01	EQT	Eqst	D	-2.87	0.60	WDC	Western Digital	A	2.35	0.60
2017-05-01	FRT	Federal Realty Investment Trust	D	-2.87	-0.20	ZION	Zions Bancorp	A	2.34	-0.20
2017-05-01	GE	General Electric	D	-2.85	1.70	URI	United Rentals	A	2.42	1.70
2017-05-01	GIS	General Mills	D	-2.87	-0.20	ATVI	Activision Blizzard	A	2.83	-0.20
2017-05-01	HP	Helmerich & Payne	C	-1.88	-0.20	PWR	Quanta Services	A	2.34	-0.20
2017-05-01	K	Kellogg	D	-2.84	-0.20	RAI	Reynolds American	A	2.54	-0.20
2017-05-01	MUR	Murphy Oil	D	-2.87	-0.10	AVY	Avery Dennison	A	2.33	-0.10
2017-05-01	NBL	Noble Energy	D	-2.87	-0.20	SYMC	Symantec	A	2.32	-0.20
2017-05-01	OXY	Occidental Petroleum	D	-2.86	1.70	ADSK	Autodesk	A	2.32	1.70
2017-05-01	COP	Conocophillips	C	-1.85	-0.10	ARNC	Arconic	A	2.31	-0.10
2017-05-01	RL	Ralph Lauren	D	-2.88	-0.20	LUK	Leucadia National	A	2.30	-0.20
2017-05-01	SCG	Scana	D	-2.86	-0.20	NRG	Nrg Energy	A	2.28	-0.20
2017-05-01	SLB	Schlumberger	C	-1.86	-0.30	GLW	Corning	A	2.30	-0.30
2017-05-01	SYT	Sysco	C	-1.84	-0.40	PCLN	The Priceline	A	2.32	-0.40
2017-05-01	TYC	Tyco International	C	-1.85	0.20	CSX	Csx	A	2.39	0.20
2017-05-01	VMC	Vulcan Materials Co	C	-1.85	0.40	MTD	Mettler Toledo International	A	2.38	0.40
2017-05-01	FD	Macy's	D	-2.89	0.50	NFLX	Netflix	A	2.30	0.50
2017-05-01	AZO	Autozone	D	-2.86	0.10	BBY	Best Buy	A	2.29	0.10
2017-05-01	KIM	Kimco Realty	D	-2.89	0.20	CFG	Citizens Financial	A	2.34	0.20
2017-05-01	KSS	Kohl's	D	-2.89	-0.20	TWX	Time Warner	A	2.27	-0.20
2017-05-01	BBBY	Bed Bath & Beyond	D	-2.87	-0.40	TIF	Tiffany	A	2.26	-0.40
2017-05-01	O	Realty Income	C	-1.86	-0.10	EQIX	Equinix Inc	A	2.32	-0.10
2017-05-01	BMY	Bristol-myers Squibb	D	-2.84	1.00	IDXX	Idexx Laboratories	A	2.41	1.00
2017-05-01	MCK	Mckesson	D	-2.88	0.10	ALK	Alaska Air	A	2.25	0.10
2017-05-01	COTY	Coty	D	-2.91	-0.10					
2017-05-01	ALXN	Alexion Pharmaceuticals	D	-2.84	0.30	DGX	Quest Diagnostics	A	2.29	0.30
2017-05-01	JWN	Nordstrom	D	-2.87	-0.20	WYN	Wyndham Worldwide	A	2.25	-0.20
2017-05-01	XOM	Exxon Mobil	D	-2.85	-0.90	SNPS	Synopsys	A	2.30	-0.90
2017-05-01	TWTR	Twitter	D	-2.88	-0.20	HPQ	Hp	A	2.35	-0.20
2017-05-01	TGT	Target	D	-2.88	-0.20	EXPE	Expedia	A	2.25	-0.20
2017-05-01	VZ	Verizon Communications	D	-2.86	0.70	LVL	Level 3 Communications	A	2.22	0.70
2017-05-01	GM	General Motors	C	-1.85	1.00	BWA	Borgwarner	A	2.26	1.00
2017-05-01	LYB	Lyondellbasell Industries	C	-1.86	-0.50	FMC	Fmc	A	2.37	-0.50
2017-05-01	KMI	Kinder Morgan	C	-1.85	0.00	SWKS	Skyworks Solutions	A	2.30	0.00
2017-05-01	STOR	Store Capital	D	-2.87	0.00	UNM	Unum	A	2.31	0.00
2017-05-01	SRC	Spirit Realty Capital	D	-2.89	0.00	RJF	Raymond James Financial	A	2.29	0.00
2017-06-01	HES	Hess	D	-2.88	-0.10	WMB	Williams Companies	A	2.43	-0.10
2017-06-01	AIG	American International	C	-1.84	1.20	CMA	Comerica	A	2.37	1.20
2017-06-01	VLO	Valero Energy	C	-1.85	0.20	MPC	Marathon Petroleum	A	2.25	0.20
2017-06-01	APA	Apache	D	-2.88	0.10	BHI	Baker Hughes	A	2.24	0.10
2017-06-01	APC	Anadarko Petroleum	C	-1.88	0.80	CVX	Chevron	A	2.22	0.80
2017-06-01	CELG	Celgene	C	-1.85	0.70	IDXX	Idexx Laboratories	A	2.42	0.70
2017-06-01	COF	Capital One Financial	C	-1.86	0.80	ZION	Zions Bancorp	A	2.34	0.80
2017-06-01	CVS	Cvs Health	D	-2.88	-0.40	ULTA	Ulta Beauty	A	2.60	-0.40
2017-06-01	ORLY	O'reilly Automotive	D	-2.86	1.10	BBY	Best Buy	A	2.34	1.10
2017-06-01	CLR	Continental Resources	D	-2.89	0.10	MU	Micron Technology	A	2.54	0.10
2017-06-01	EQT	Eqst	D	-2.87	0.70	AMAT	Applied Materials	A	2.53	0.70
2017-06-01	SPG	Simon Property	D	-2.89	-0.20	EQIX	Equinix Inc	A	2.34	-0.20
2017-06-01	FRT	Federal Realty Investment Trust	D	-2.88	0.10	UNM	Unum	A	2.30	0.10
2017-06-01	NOV	National Oilwell Varco	C	-1.87	-0.10	ALB	Albemarle	A	2.45	-0.10

Date	Ticker	Name	R	SM	W (%)	Ticker	Name	R	SM	W (%)
2017-06-01	GE	General Electric	D	-2.86	1.60	MTD	Mettler Toledo International	A	2.44	1.60
2017-06-01	GIS	General Mills	D	-2.87	-0.20	ATVI	Activision Blizzard	A	2.94	-0.20
2017-06-01	GWV	Ww Grainger	D	-2.89	-0.20	URI	United Rentals	A	2.42	-0.20
2017-06-01	HAL	Halliburton	C	-1.87	-0.10	ADSK	Autodesk	A	2.39	-0.10
2017-06-01	HP	Helmerich & Payne	D	-2.89	-0.20	FMC	Fmc	A	2.39	-0.20
2017-06-01	K	Kellogg	D	-2.84	-0.20	RAI	Reynolds American	A	2.56	-0.20
2017-06-01	MUR	Murphy Oil	D	-2.88	-0.10	WDC	Western Digital	A	2.36	-0.10
2017-06-01	NBL	Noble Energy	D	-2.88	-0.10	HPQ	Hp	A	2.35	-0.10
2017-06-01	F	Ford Motor	D	-2.85	0.40	STZ	Constellation Brands	A	2.38	0.40
2017-06-01	OXY	Occidental Petroleum	D	-2.87	1.90	AVY	Avery Dennison	A	2.34	1.90
2017-06-01	COP	Conocophillips	C	-1.86	-0.50	QRVO	Qorvo	A	2.33	-0.50
2017-06-01	PCAR	Paccar	C	-1.85	0.20	CSX	Csx	A	2.41	0.20
2017-06-01	PFE	Pfizer	C	-1.84	2.40	INCY	Incyte	A	2.34	2.40
2017-06-01	RL	Ralph Lauren	D	-2.90	-0.20	EA	Electronic Arts	A	2.31	-0.20
2017-06-01	TAP	Molson Coors Brewing	D	-2.86	1.10	LUK	Leucadia National	A	2.29	1.10
2017-06-01	T	At&t	C	-1.85	0.60	LVL	Level 3 Communications	A	2.23	0.60
2017-06-01	SCG	Scana	D	-2.85	-0.30	OKE	Oneok	A	2.44	-0.30
2017-06-01	SLB	Schlumberger	D	-2.87	-0.50	SWKS	Skyworks Solutions	A	2.32	-0.50
2017-06-01	SLG	SI Green Realty	C	-1.85	-0.10	RJF	Raymond James Financial	A	2.29	-0.10
2017-06-01	TYC	Tyco International	C	-1.85	0.10	CAT	Caterpillar	A	2.30	0.10
2017-06-01	VNO	Vornado Realty Trust	C	-1.86	0.00	AIZ	Assurant	A	2.28	0.00
2017-06-01	WAG	Walgreens Boots Alliance	C	-1.84	1.00	PCLN	The Priceline	A	2.32	1.00
2017-06-01	WFC	Wells Fargo	C	-1.85	1.40	ARE	Alexandria Real Estate Equities	A	2.27	1.40
2017-06-01	PXD	Pioneer Natural Resources	C	-1.86	1.40	ARNC	Arconic	A	2.31	1.40
2017-06-01	EOG	Eog Resources	C	-1.86	2.50	GLW	Corning	A	2.31	2.50
2017-06-01	BIIB	Biogen	C	-1.85	0.60	ISRG	Intuitive Surgical	A	2.31	0.60
2017-06-01	FD	Macy's	D	-2.91	0.30					
2017-06-01	NKE	Nike	C	-1.85	0.30	BWA	Borgwarner	A	2.27	0.30
2017-06-01	AZO	Autozone	D	-2.87	0.20	NFLX	Netflix	A	2.32	0.20
2017-06-01	ENB	Enbridge	C	-1.85	-0.60	YHOO	Yahoo	A	2.29	-0.60
2017-06-01	MRO	Marathon Oil	C	-1.88	-0.10	SNPS	Synopsys	A	2.30	-0.10
2017-06-01	DISCA	Discovery Communications	C	-1.85	-0.10	TWX	Time Warner	A	2.28	-0.10
2017-06-01	KIM	Kimco Realty	D	-2.91	0.10					
2017-06-01	KSS	Kohl's	D	-2.89	-0.10	YUM	Yum Brands	A	2.27	-0.10
2017-06-01	BBBY	Bed Bath & Beyond	D	-2.88	-0.30	WYN	Wyndham Worldwide	A	2.27	-0.30
2017-06-01	AIV	Investment & Management	C	-1.85	-0.10	STT	State Street	A	2.27	-0.10
2017-06-01	O	Realty Income	D	-2.87	-0.10	ETFC	Etrade Financial	A	2.27	-0.10
2017-06-01	COTY	Coty	D	-2.90	-0.20					
2017-06-01	ALXN	Alexion Pharmaceuticals	D	-2.88	0.00	COO	Cooper Companies	A	2.30	0.00
2017-06-01	XOM	Exxon Mobil	D	-2.85	-0.80	SYMC	Symantec	A	2.30	-0.80
2017-06-01	TGT	Target	D	-2.88	-0.50	EXPE	Expedia	A	2.27	-0.50
2017-06-01	VZ	Verizon Communications	D	-2.86	0.70	DGX	Quest Diagnostics	A	2.30	0.70
2017-06-01	GM	General Motors	C	-1.85	0.60	MON	Monsanto	A	2.23	0.60
2017-06-01	VR	Validus	C	-1.85	0.10	AMT	American Tower	A	2.26	0.10
2017-06-01	SNI	Scripps Networks Interactive	C	-1.86	-0.20	ALK	Alaska Air	A	2.26	-0.20
2017-06-01	LYB	Lyondellbasell Industries	C	-1.86	-0.40	FCX	Freeport-mcmoran	A	2.51	-0.40
2017-06-01	KMI	Kinder Morgan	C	-1.86	0.00	ROK	Rockwell Automation	A	2.30	0.00
2017-06-01	BRX	Brixmor Property	D	-2.90	0.10	AON	Aon	A	2.26	0.10
2017-06-01	FANG	Diamondback Energy	C	-1.86	0.80	ITW	Illinois Tool Works	A	2.30	0.80
2017-06-01	PE	Parsley Energy	C	-1.87	0.10	PYPL	Paypal	A	2.29	0.10
2017-07-03	CPB	Campbell Soup	D	-2.87	-0.10	ATVI	Activision Blizzard	A	2.89	-0.10
2017-07-03	COF	Capital One Financial	C	-1.86	1.20	CMA	Comerica	A	2.40	1.20

Date	Ticker	Name	R	SM	W (%)	Ticker	Name	R	SM	W (%)
2017-07-03	ORLY	O'reilly Automotive	D	-2.87	1.10	ULTA	Ulta Beauty	A	2.55	1.10
2017-07-03	EQT	Eqst	D	-2.87	0.70	WMB	Williams Companies	A	2.46	0.70
2017-07-03	SPG	Simon Property	D	-2.88	-0.30	ZION	Zions Bancorp	A	2.37	-0.30
2017-07-03	FRT	Federal Realty Investment Trust	D	-2.87	0.10	EQIX	Equinix Inc	A	2.32	0.10
2017-07-03	NOV	National Oilwell Varco	C	-1.86	-0.20	MPC	Marathon Petroleum	A	2.25	-0.20
2017-07-03	GE	General Electric	D	-2.86	1.40	MTD	Mettler Toledo International	A	2.44	1.40
2017-07-03	GIS	General Mills	D	-2.87	-0.40	RAI	Reynolds American	A	2.54	-0.40
2017-07-03	GWW	Ww Grainger	D	-2.88	-0.40	URI	United Rentals	A	2.44	-0.40
2017-07-03	HAL	Halliburton	C	-1.87	-0.30	TSO	Tesoro	A	2.19	-0.30
2017-07-03	HP	Helmerich & Payne	D	-2.89	-0.20	PSX	Phillips 66	A	2.18	-0.20
2017-07-03	K	Kellogg	D	-2.85	-0.10	STZ	Constellation Brands	A	2.39	-0.10
2017-07-03	MAT	Mattel	D	-2.90	0.00	LUK	Leucadia National	A	2.31	0.00
2017-07-03	MUR	Murphy Oil	D	-2.87	-0.10	AMD	Advanced Micro Devices	A	3.00	-0.10
2017-07-03	PSA	Public Storage	D	-2.85	0.30	RJF	Raymond James Financial	A	2.32	0.30
2017-07-03	NBL	Noble Energy	D	-2.88	-0.10	AMAT	Applied Materials	A	2.48	-0.10
2017-07-03	NFG	National Fuel Gas	D	-2.85	-0.00	OKE	Oneok	A	2.46	-0.00
2017-07-03	F	Ford Motor	D	-2.85	0.40	EA	Electronic Arts	A	2.28	0.40
2017-07-03	OXY	Occidental Petroleum	D	-2.86	2.50	ALB	Albemarle	A	2.42	2.50
2017-07-03	COP	Conocophillips	C	-1.86	-0.60	FMC	Fmc	A	2.37	-0.60
2017-07-03	PCAR	Paccar	C	-1.84	0.20	CSX	Csx	A	2.41	0.20
2017-07-03	PFE	Pfizer	C	-1.84	2.90	ALGN	Align Technology	A	2.42	2.90
2017-07-03	RL	Ralph Lauren	D	-2.89	-0.20	BWA	Borgwarner	A	2.26	-0.20
2017-07-03	TAP	Molson Coors Brewing	D	-2.87	1.00	MON	Monsanto	A	2.23	1.00
2017-07-03	OMC	Omnicom	D	-2.84	-0.50	BBY	Best Buy	A	2.34	-0.50
2017-07-03	T	At&t	D	-2.85	0.50	LVL	Level 3 Communications	A	2.22	0.50
2017-07-03	SLB	Schlumberger	D	-2.87	-0.50	AVY	Avery Dennison	A	2.35	-0.50
2017-07-03	CHRW	C.h.robinson Worldwide	D	-2.86	-0.30	PH	Parker-hannifin	A	2.31	-0.30
2017-07-03	SLG	Sl Green Realty	D	-2.84	-0.20	UNM	Unum	A	2.31	-0.20
2017-07-03	VNO	Vornado Realty Trust	D	-2.86	0.20	STT	State Street	A	2.30	0.20
2017-07-03	WAG	Walgreens Boots Alliance	C	-1.85	1.30	PCLN	The Priceline	A	2.32	1.30
2017-07-03	WFC	Wells Fargo	C	-1.84	2.10	ETFC	Etrade Financial	A	2.29	2.10
2017-07-03	PXD	Pioneer Natural Resources	C	-1.86	1.70	ADSK	Autodesk	A	2.35	1.70
2017-07-03	EOG	Eog Resources	C	-1.86	2.70	WDC	Western Digital	A	2.34	2.70
2017-07-03	BIIB	Biogen	C	-1.84	0.40	IDXX	Idexx Laboratories	A	2.39	0.40
2017-07-03	FD	Macy's	D	-2.91	0.10	NFLX	Netflix	A	2.29	0.20
2017-07-03	AZO	Autozone	D	-2.88	0.20	ROK	Rockwell Automation	A	2.30	-0.50
2017-07-03	ENB	Enbridge	C	-1.85	-0.50	COO	Cooper Companies	A	2.33	-0.10
2017-07-03	MRO	Marathon Oil	D	-2.89	-0.10	TWX	Time Warner	A	2.28	-0.10
2017-07-03	DISCA	Discovery Communications	C	-1.85	-0.10	INCY	Incyte	A	2.33	0.20
2017-07-03	GILD	Gilead Sciences	D	-2.88	0.20	TIF	Tiffany	A	2.27	-0.30
2017-07-03	KSS	Kohl's	D	-2.89	-0.30	ALK	Alaska Air	A	2.27	-0.30
2017-07-03	BBBY	Bed Bath & Beyond	D	-2.89	-0.30	AIZ	Assurant	A	2.29	-0.10
2017-07-03	AIV	Apartment Investment & Management	C	-1.85	-0.10	ARE	Alexandria Real Estate Equities	A	2.28	-0.10
2017-07-03	O	Realty Income	D	-2.87	-0.10	HPQ	Hp	A	2.32	-1.10
2017-07-03	COTY	Coty	D	-2.90	-0.20	LUV	Southwest Airlines	A	2.27	-0.40
2017-07-03	XOM	Exxon Mobil	D	-2.85	-1.10	CTL	Centurylink	A	2.18	0.40
2017-07-03	TGT	Target	D	-2.89	-0.40	LEN	Lennar	A	2.22	0.20
2017-07-03	VZ	Verizon Communications	D	-2.86	0.40	INFO	Ihs Markit	A	2.28	0.10
2017-07-03	GM	General Motors	C	-1.85	0.20	YUM	Yum Brands	A	2.27	-0.30
2017-07-03	VR	Validus	C	-1.85	0.10					
2017-07-03	SNI	Scripps Networks Interactive	C	-1.86	-0.30					

Date	Ticker	Name	R	SM	W (%)	Ticker	Name	R	SM	W (%)
2017-07-03	PAGP	Plains Gp	D	-2.88	0.10	GLW	Corning	A	2.31	0.10
2017-07-03	LYB	Lyondellbasell Industries	C	-1.85	-0.50	FCX	Freeport-mcmoran	A	2.54	-0.50
2017-07-03	KMI	Kinder Morgan	D	-2.86	0.10	ISRG	Intuitive Surgical	A	2.31	0.10
2017-07-03	BRX	Brixmor Property	D	-2.89	0.10	AXP	American Express	A	2.28	0.10
2017-07-03	FANG	Diamondback Energy	C	-1.87	0.70	CAT	Caterpillar	A	2.31	0.70
2017-07-03	FOX	Twenty-first Century Fox	C	-1.85	0.40	EXPE	Expedia	A	2.27	0.40
2017-07-03	PE	Parsley Energy	D	-2.88	0.10	DGX	Quest Diagnostics	A	2.30	0.10
2017-08-01	CPB	Campbell Soup	D	-2.87	-0.00	ATVI	Activision Blizzard	A	2.98	-0.00
2017-08-01	CVS	Cvs Health	D	-2.84	-0.50	ULTA	Ulta Beauty	A	2.50	-0.50
2017-08-01	ORLY	O'reilly Automotive	D	-2.88	1.10	NFLX	Netflix	A	2.36	1.10
2017-08-01	SPG	Simon Property	D	-2.88	-0.20	CMA	Comerica	A	2.39	-0.20
2017-08-01	FRT	Federal Realty Investment Trust	D	-2.87	0.20	ZION	Zions Bancorp	A	2.38	0.20
2017-08-01	NOV	National Oilwell Varco	D	-2.87	-0.20	WMB	Williams Companies	A	2.47	-0.20
2017-08-01	GE	General Electric	D	-2.87	1.20	URI	United Rentals	A	2.45	1.20
2017-08-01	GIS	General Mills	D	-2.87	-0.30	STZ	Constellation Brands	A	2.40	-0.30
2017-08-01	GWV	Ww Grainger	D	-2.89	-0.20	MTD	Mettler Toledo International	A	2.43	-0.20
2017-08-01	HAL	Halliburton	C	-1.88	-0.10	MPC	Marathon Petroleum	A	2.27	-0.10
2017-08-01	HP	Helmerich & Payne	D	-2.90	-0.10					
2017-08-01	IBM	IBM	D	-2.87	0.00	ADSK	Autodesk	A	2.39	0.00
2017-08-01	K	Kellogg	D	-2.85	-0.10	EA	Electronic Arts	A	2.32	-0.10
2017-08-01	MAT	Mattel	D	-2.90	0.10					
2017-08-01	MUR	Murphy Oil	D	-2.87	-0.10	TSO	Tesoro	A	2.20	-0.10
2017-08-01	PSA	Public Storage	D	-2.85	0.40	EQIX	Equinix Inc	A	2.35	0.40
2017-08-01	NBL	Noble Energy	D	-2.89	-0.00	PSX	Phillips 66	A	2.19	-0.00
2017-08-01	OXY	Occidental Petroleum	D	-2.86	2.50	VLO	Valero Energy	A	2.19	2.50
2017-08-01	COP	Conocophillips	C	-1.86	-0.60	CVX	Chevron	A	2.18	-0.60
2017-08-01	PFE	Pfizer	C	-1.84	2.70	ALGN	Align Technology	A	2.48	2.70
2017-08-01	RL	Ralph Lauren	D	-2.89	-0.20	LUK	Leucadia National	A	2.30	-0.20
2017-08-01	TAP	Molson Coors Brewing	D	-2.87	0.80	BWA	Borgwarner	A	2.28	0.80
2017-08-01	OMC	Omnicom	D	-2.85	-0.50	PCLN	The Priceline	A	2.35	-0.50
2017-08-01	DLTR	Dollar Tree	D	-2.85	0.10	BBY	Best Buy	A	2.34	0.10
2017-08-01	T	At&t	D	-2.85	0.40	LVL	Level 3 Communications	A	2.22	0.40
2017-08-01	SLB	Schlumberger	D	-2.87	-0.70	OKE	Oneok	A	2.50	-0.70
2017-08-01	CHRW	C.h.robinson Worldwide	D	-2.87	-0.30	CSX	Csx	A	2.37	-0.30
2017-08-01	TJX	Tjx Companies	D	-2.86	0.80	MGM	Mgm Resorts International	A	2.30	0.80
2017-08-01	SLG	Sl Green Realty	D	-2.85	-0.20	UNM	Unum	A	2.33	-0.20
2017-08-01	VNO	Vornado Realty Trust	D	-2.85	0.10	RJF	Raymond James Financial	A	2.32	0.10
2017-08-01	WAG	Walgreens Boots Alliance	D	-2.84	1.30	TWX	Time Warner	A	2.28	1.30
2017-08-01	WFC	Wells Fargo	C	-1.85	1.80	ETFC	Etrade Financial	A	2.31	1.80
2017-08-01	PXD	Pioneer Natural Resources	D	-2.86	1.70	ALB	Albemarle	A	2.47	1.70
2017-08-01	EOG	Eog Resources	C	-1.85	2.60	NRG	Nrg Energy	A	2.41	2.60
2017-08-01	FD	Macy's	D	-2.91	0.10					
2017-08-01	ENB	Enbridge	D	-2.85	-0.50	COO	Cooper Companies	A	2.34	-0.50
2017-08-01	DISCA	Discovery Communications	C	-1.86	-0.20	EXPE	Expedia	A	2.28	-0.20
2017-08-01	KSS	Kohl's	D	-2.88	-0.20	TIF	Tiffany	A	2.28	-0.20
2017-08-01	BBBY	Bed Bath & Beyond	D	-2.89	-0.30	WYN	Wyndham Worldwide	A	2.28	-0.30
2017-08-01	SON	Sonoco Products	D	-2.85	-0.10	CAT	Caterpillar	A	2.33	-0.10
2017-08-01	AIV	Investment & Management	D	-2.84	-0.10	STT	State Street	A	2.31	-0.10
2017-08-01	COST	Costco Wholesale	C	-1.85	-0.20	YUM	Yum Brands	A	2.28	-0.20
2017-08-01	XOM	Exxon Mobil	D	-2.86	-1.00	FMC	Fmc	A	2.39	-1.00
2017-08-01	TGT	Target	D	-2.88	-0.40	KMX	Carmax	A	2.26	-0.40
2017-08-01	VR	Validus	C	-1.85	0.10	INFO	Ihs Markit	A	2.30	0.10
2017-08-01	CMG	Chipotle Mexican Grill	C	-1.88	-0.10	EBAY	Ebay	A	2.26	-0.10

Date	Ticker	Name	R	SM	W (%)	Ticker	Name	R	SM	W (%)
2017-08-01	PAGP	Plains Gp	D	-2.88	0.10	IDXX	Idexx Laboratories	A	2.38	0.10
2017-08-01	LYB	Lyondellbasell Industries	C	-1.85	-0.50	FCX	Freeport-mcmoran	A	2.65	-0.50
2017-08-01	KMI	Kinder Morgan	D	-2.85	0.10	AVY	Avery Dennison	A	2.37	0.10
2017-08-01	BRX	Brixmor Property	D	-2.89	0.10	AIZ	Assurant	A	2.30	0.10
2017-08-01	FANG	Diamondback Energy	C	-1.86	0.70	HPQ	Hp	A	2.35	0.70
2017-08-01	FOX	Twenty-first Century Fox	C	-1.85	0.30	CBS	Cbs	A	2.26	0.30
2017-08-01	PE	Parsley Energy	D	-2.87	0.10	INCY	Incyte	A	2.34	0.10
2017-09-01	ADI	Analog Devices	C	-1.84	0.60	ADSK	Autodesk	A	2.40	0.60
2017-09-01	HES	Hess	D	-2.90	-0.10	WMB	Williams Companies	A	2.45	-0.10
2017-09-01	APC	Anadarko Petroleum	D	-2.90	0.20					
2017-09-01	CL	Colgate-palmolive	C	-1.85	0.00	ATVI	Activision Blizzard	A	3.00	0.00
2017-09-01	CPB	Campbell Soup	D	-2.89	-0.00	STZ	Constellation Brands	A	2.41	-0.00
2017-09-01	CVS	Cvs Health	D	-2.84	-0.40	ULTA	Ulta Beauty	A	2.43	-0.40
2017-09-01	MLM	Martin Marietta Materials	C	-1.85	0.30	URI	United Rentals	A	2.46	0.30
2017-09-01	ORLY	O'reilly Automotive	D	-2.89	1.10	NFLX	Netflix	A	2.34	1.10
2017-09-01	CLR	Continental Resources	D	-2.90	0.10					
2017-09-01	EMR	Emerson Electric	C	-1.85	-0.30	MTD	Mettler Toledo International	A	2.45	-0.30
2017-09-01	SPG	Simon Property	D	-2.88	-0.30	LNC	Lincoln National	A	2.37	-0.30
2017-09-01	FRT	Federal Realty Investment Trust	D	-2.87	0.20	CMA	Comerica	A	2.37	0.20
2017-09-01	NOV	National Oilwell Varco	D	-2.88	-0.20	MPC	Marathon Petroleum	A	2.25	-0.20
2017-09-01	GE	General Electric	D	-2.87	1.20	CSX	Csx	A	2.38	1.20
2017-09-01	GIS	General Mills	D	-2.84	-0.30	EA	Electronic Arts	A	2.32	-0.30
2017-09-01	GWV	Ww Grainger	D	-2.89	-0.20	CAT	Caterpillar	A	2.34	-0.20
2017-09-01	HAL	Halliburton	D	-2.89	-0.10	TSO	Tesoro	A	2.21	-0.10
2017-09-01	HAS	Hasbro	C	-1.86	-0.30	BWA	Borgwarner	A	2.28	-0.30
2017-09-01	HP	Helmerich & Payne	D	-2.91	-0.10					
2017-09-01	IBM	IBM	D	-2.87	0.50	HPQ	Hp	A	2.36	0.50
2017-09-01	K	Kellogg	D	-2.85	-0.10	PHM	Pultegroup	A	2.28	-0.10
2017-09-01	MAT	Mattel	D	-2.92	0.10					
2017-09-01	MO	Altria	C	-1.86	-0.20	LUK	Leucadia National	A	2.28	-0.20
2017-09-01	MUR	Murphy Oil	D	-2.89	-0.10	VLO	Valero Energy	A	2.19	-0.10
2017-09-01	PSA	Public Storage	D	-2.85	0.40	ZION	Zions Bancorp	A	2.37	0.40
2017-09-01	MYL	Mylan	D	-2.88	0.00	ALGN	Align Technology	A	2.50	0.00
2017-09-01	NBL	Noble Energy	D	-2.90	-0.00					
2017-09-01	OXY	Occidental Petroleum	D	-2.87	2.60	PSX	Phillips 66	A	2.19	2.60
2017-09-01	COP	Conocophillips	C	-1.86	-0.60	CVX	Chevron	A	2.18	-0.60
2017-09-01	CB	Chubb	C	-1.84	1.40	EQIX	Equinix Inc	A	2.36	1.40
2017-09-01	TAP	Molson Coors Brewing	D	-2.87	0.80	PVH	Pvh	A	2.23	0.80
2017-09-01	OMC	Omnicom	D	-2.86	-0.40	PCLN	The Priceline	A	2.32	-0.40
2017-09-01	ROST	Ross Stores	D	-2.86	-0.20	BBY	Best Buy	A	2.31	-0.20
2017-09-01	T	At&t	D	-2.85	0.40	LVL	Level 3 Communications	A	2.20	0.40
2017-09-01	SLB	Schlumberger	D	-2.88	-0.70	FCX	Freeport-mcmoran	A	2.67	-0.70
2017-09-01	SNA	Snap-on	D	-2.87	0.10	MON	Monsanto	A	2.23	0.10
2017-09-01	SO	Southern	D	-2.84	-0.50	OKE	Oneok	A	2.48	-0.50
2017-09-01	CHRW	C.h.robinson Worldwide	D	-2.86	-0.10	PYPL	Paypal	A	2.33	-0.10
2017-09-01	TJX	Tjx Companies	D	-2.85	1.10	MGM	Mgm Resorts International	A	2.31	1.10
2017-09-01	SLG	Sl Green Realty	D	-2.86	-0.20	ETFC	Etrade Financial	A	2.31	-0.20
2017-09-01	VNO	Vornado Realty Trust	D	-2.86	0.10	RJF	Raymond James Financial	A	2.31	0.10
2017-09-01	WAG	Walgreens Boots Alliance	D	-2.84	1.30	TWX	Time Warner	A	2.28	1.30
2017-09-01	WBS	Webster Financial Corp	C	-1.86	-0.10	STT	State Street	A	2.31	-0.10
2017-09-01	WFC	Wells Fargo	C	-1.86	1.30	INFO	Ihs Markit	A	2.29	1.30
2017-09-01	PXD	Pioneer Natural Resources	D	-2.89	1.70	ALB	Albemarle	A	2.47	1.70
2017-09-01	EOG	Eog Resources	D	-2.87	2.10	FMC	Fmc	A	2.44	2.10

Date	Ticker	Name	R	SM	W (%)	Ticker	Name	R	SM	W (%)
2017-09-01	INTC	Intel	D	-2.84	-0.20	KLAC	Kla-tencor	A	2.34	-0.20
2017-09-01	FD	Macy's	D	-2.92	0.10					
2017-09-01	AZO	Autozone	D	-2.89	0.30	YUM	Yum Brands	A	2.28	0.30
2017-09-01	ENB	Enbridge	D	-2.86	-0.50	ISRG	Intuitive Surgical	A	2.34	-0.50
2017-09-01	DISCA	Discovery Communications	D	-2.88	-0.10	WYNN	Wynn Resorts	A	2.28	-0.10
2017-09-01	BBBY	Bed Bath & Beyond	D	-2.90	-0.10					
2017-09-01	SON	Sonoco Products	D	-2.85	-0.10	RTN	Raytheon	A	2.32	-0.10
2017-09-01	CAH	Cardinal Health	D	-2.86	-0.30	EXPE	Expedia	A	2.27	-0.30
2017-09-01	COST	Costco Wholesale	C	-1.86	-0.10	KMX	Carmax	A	2.27	-0.10
2017-09-01	XOM	Exxon Mobil	D	-2.86	-1.00	NRG	Nrg Energy	A	2.42	-1.00
2017-09-01	UAL	United Continental	C	-1.87	0.80	TIF	Tiffany	A	2.27	0.80
2017-09-01	VR	Validus	C	-1.86	0.10	AMT	American Tower	A	2.29	0.10
2017-09-01	CMG	Chipotle Mexican Grill	D	-2.89	-0.10	EBAY	Ebay	A	2.27	-0.10
2017-09-01	CXO	Concho Resources	D	-2.87	1.10	IDXX	Idexx Laboratories	A	2.38	1.10
2017-09-01	PAGP	Plains Gp	D	-2.90	0.10	AVY	Avery Dennison	A	2.38	0.10
2017-09-01	BRX	Brixmor Property	D	-2.89	0.10	ARE	Alexandria Real Estate Equities	A	2.28	0.10
2017-09-01	FANG	Diamondback Energy	D	-2.86	0.60	INCY	Incyte	A	2.36	0.60
2017-09-01	HDS	Hd Supply	D	-2.88	0.20	PH	Parker-hannifin	A	2.31	0.20
2017-09-01	FOXA	Twenty-first Century Fox	C	-1.86	0.70	WYN	Wyndham Worldwide	A	2.26	0.70
2017-09-01	FOX	Twenty-first Century Fox	C	-1.86	0.30	CBS	Cbs	A	2.25	0.30
2017-09-01	CFG	Citizens Financial	C	-1.86	-0.10	AXP	American Express	A	2.28	-0.10
2017-10-02	APC	Anadarko Petroleum	D	-2.89	0.40	WMB	Williams Companies	A	2.45	0.40
2017-10-02	CL	Colgate-palmolive	C	-1.84	0.00	ATVI	Activision Blizzard	A	3.00	0.00
2017-10-02	MLM	Martin Marietta Materials	C	-1.86	0.30	URI	United Rentals	A	2.54	0.30
2017-10-02	ORLY	O'reilly Automotive	D	-2.87	1.10	NFLX	Netflix	A	2.35	1.10
2017-10-02	SPG	Simon Property	D	-2.88	-0.30	CMA	Comerica	A	2.41	-0.30
2017-10-02	GE	General Electric	D	-2.87	0.80	MTD	Mettler Toledo International	A	2.47	0.80
2017-10-02	GIS	General Mills	D	-2.85	-0.30	EA	Electronic Arts	A	2.32	-0.30
2017-10-02	GWW	Ww Grainger	D	-2.88	-0.10	CSX	Csx	A	2.40	-0.10
2017-10-02	HAS	Hasbro	C	-1.86	-0.30	BWA	Borgwarner	A	2.31	-0.30
2017-10-02	HCP	Hcp	D	-2.87	0.00	LNC	Lincoln National	A	2.40	0.00
2017-10-02	HP	Helmerich & Payne	D	-2.90	-0.10	MPC	Marathon Petroleum	A	2.26	-0.10
2017-10-02	IBM	IBM	D	-2.87	0.70	AMD	Advanced Micro Devices	A	3.00	0.70
2017-10-02	AVB	Avalonbay Communities	C	-1.85	0.20	ZION	Zions Bancorp	A	2.40	0.20
2017-10-02	K	Kellogg	D	-2.86	-0.10	PHM	Pultegroup	A	2.30	-0.10
2017-10-02	MO	Altria	C	-1.87	-0.00	LUK	Leucadia National	A	2.29	-0.00
2017-10-02	MYL	Mylan	D	-2.88	0.20	ALGN	Align Technology	A	2.53	0.20
2017-10-02	OXY	Occidental Petroleum	D	-2.86	2.90	VLO	Valero Energy	A	2.21	2.90
2017-10-02	BXP	Boston Properties	D	-2.85	0.00	EQIX	Equinix Inc	A	2.34	0.00
2017-10-02	TAP	Molson Coors Brewing	D	-2.88	0.60	DHI	D.r. Horton	A	2.24	0.60
2017-10-02	OMC	Omnicom	D	-2.86	-0.50	BBY	Best Buy	A	2.33	-0.50
2017-10-02	SCG	Scana	D	-2.89	-0.10	OKE	Oneok	A	2.49	-0.10
2017-10-02	SLB	Schlumberger	D	-2.87	-0.70	TSO	Tesoro	A	2.21	-0.70
2017-10-02	SNA	Snap-on	D	-2.86	0.10	KORS	Michael Kors	A	2.24	0.10
2017-10-02	SO	Southern	D	-2.84	-0.50	NRG	Nrg Energy	A	2.43	-0.50
2017-10-02	TJX	Tjx Companies	D	-2.85	1.00	PCLN	The Priceline	A	2.32	1.00
2017-10-02	SLG	Sl Green Realty	D	-2.85	-0.20	ETFC	Etrade Financial	A	2.33	-0.20
2017-10-02	TYC	Tyco International	D	-2.85	-0.30	CAT	Caterpillar	A	2.36	-0.30
2017-10-02	VMC	Vulcan Materials Co	C	-1.85	0.50	PYPL	Paypal	A	2.35	0.50
2017-10-02	VNO	Vornado Realty Trust	D	-2.86	0.50	RJF	Raymond James Financial	A	2.33	0.50
2017-10-02	WAG	Walgreens Boots Alliance	D	-2.85	0.70	AAL	American Airlines	A	2.31	0.70
2017-10-02	WBS	Webster Financial Corp	C	-1.85	-0.10	STT	State Street	A	2.32	-0.10
2017-10-02	WFC	Wells Fargo	C	-1.85	1.10	JPM	Jpmorgan Chase	A	2.29	1.10
2017-10-02	PXD	Pioneer Natural Resources	D	-2.87	1.40	COG	Cabot Oil & Gas	A	2.20	1.40

Date	Ticker	Name	R	SM	W (%)	Ticker	Name	R	SM	W (%)
2017-10-02	FD	Macy's	D	-2.92	0.10					
2017-10-02	AZO	Autozone	D	-2.88	0.30	KMX	Carmax	A	2.30	0.30
2017-10-02	ENB	Enbridge	D	-2.85	-0.50	ALB	Albemarle	A	2.54	-0.50
2017-10-02	BBBY	Bed Bath & Beyond	D	-2.92	-0.20					
2017-10-02	SON	Sonoco Products	D	-2.85	-0.10	PH	Parker-hannifin	A	2.34	-0.10
2017-10-02	CAH	Cardinal Health	D	-2.86	-0.30	TWX	Time Warner	A	2.29	-0.30
2017-10-02	STX	Seagate Technology	D	-2.89	-0.20	ADSK	Autodesk	A	2.39	-0.20
2017-10-02	CNR	Canadian National Railway	C	-1.84	-0.40	FMC	Fmc	A	2.45	-0.40
2017-10-02	UAL	United Continental	C	-1.88	0.40	MGM	Mgm Resorts International	A	2.28	0.40
2017-10-02	ABC	Amerisourcebergen	C	-1.86	0.50	WYNN	Wynn Resorts	A	2.28	0.50
2017-10-02	PCS	T-Mobile US Inc.	C	-1.85	0.30	FCX	Freeport-mcmoran	A	2.64	0.30
2017-10-02	VR	Validus	C	-1.86	0.10	NTRS	Northern Trust	A	2.28	0.10
2017-10-02	CMG	Chipotle Mexican Grill	D	-2.90	-0.10	WYN	Wyndham Worldwide	A	2.28	-0.10
2017-10-02	PAGP	Plains Gp	D	-2.90	0.10	CVX	Chevron	A	2.19	0.10
2017-10-02	HDS	Hd Supply	D	-2.86	0.30	ROK	Rockwell Automation	A	2.34	0.30
2017-10-02	MDLZ	Mondelez International	D	-2.85	1.30	EL	Estee Lauder Companies	A	2.24	1.30
2017-10-02	FOXA	Twenty-first Century Fox	C	-1.86	0.60	TIF	Tiffany	A	2.27	0.60
2017-10-02	FOX	Twenty-first Century Fox	C	-1.86	0.30	EXPE	Expedia	A	2.27	0.30
2017-10-02	KHC	The Kraft Heinz	D	-2.87	0.40	PVH	Pvh	A	2.23	0.40
2017-11-01	APA	Apache	D	-2.90	-0.10	MPC	Marathon Petroleum	A	2.29	-0.10
2017-11-01	APC	Anadarko Petroleum	D	-2.89	0.60	TSO	Tesoro	A	2.22	0.60
2017-11-01	CL	Colgate-palmolive	C	-1.85	0.00	ATVI	Activision Blizzard	A	3.00	0.00
2017-11-01	CM-CSA	Comcast	C	-1.86	1.10	NFLX	Netflix	A	2.39	1.10
2017-11-01	MLM	Martin Marietta Materials	D	-2.85	0.30	URI	United Rentals	A	2.55	0.30
2017-11-01	ORLY	O'reilly Automotive	D	-2.88	0.80	PCLN	The Priceline	A	2.33	0.80
2017-11-01	DIS	Walt Disney	D	-2.86	1.40	MAR	Marriott International	A	2.33	1.40
2017-11-01	EFX	Equifax	D	-2.87	-0.10	CMA	Comerica	A	2.42	-0.10
2017-11-01	SPG	Simon Property	D	-2.88	-0.30	ZION	Zions Bancorp	A	2.39	-0.30
2017-11-01	FAST	Fastenal	C	-1.85	0.10	MTD	Mettler Toledo International	A	2.51	0.10
2017-11-01	FRT	Federal Realty Investment Trust	D	-2.85	0.20	EQIX	Equinix Inc	A	2.36	0.20
2017-11-01	GE	General Electric	D	-2.90	0.60	PKG	Packaging Corp Of America	A	2.43	0.60
2017-11-01	GIS	General Mills	D	-2.85	-0.30	PHM	Pultegroup	A	2.33	-0.30
2017-11-01	GWV	Ww Grainger	D	-2.87	-0.30	BA	Boeing	A	2.40	-0.30
2017-11-01	HAS	Hasbro	C	-1.87	-0.20	BWA	Borgwarner	A	2.32	-0.20
2017-11-01	HCN	Welltower	C	-1.86	-0.40	ETFC	Etrade Financial	A	2.33	-0.40
2017-11-01	HCP	Hcp	D	-2.87	0.00	RJF	Raymond James Financial	A	2.33	0.00
2017-11-01	HP	Helmerich & Payne	D	-2.89	-0.10	VLO	Valero Energy	A	2.22	-0.10
2017-11-01	IBM	IBM	D	-2.86	0.70	AMD	Advanced Micro Devices	A	3.00	0.70
2017-11-01	AVB	Avalonbay Communities	C	-1.85	0.30	FITB	Fifth Third Bancorp	A	2.32	0.30
2017-11-01	K	Kellogg	D	-2.86	-0.10	EA	Electronic Arts	A	2.31	-0.10
2017-11-01	KR	Kroger	D	-2.92	0.00					
2017-11-01	MO	Altria	D	-2.86	-0.00	LUK	Leucadia National	A	2.29	-0.00
2017-11-01	NFG	National Fuel Gas	C	-1.84	-0.10	OKE	Oneok	A	2.48	-0.10
2017-11-01	TAP	Molson Coors Brewing	D	-2.88	0.80	DHI	D.r. Horton	A	2.27	0.80
2017-11-01	OMC	Omnicom	D	-2.87	-0.60	BBY	Best Buy	A	2.32	-0.60
2017-11-01	SLB	Schlumberger	D	-2.88	-0.60	COG	Cabot Oil & Gas	A	2.21	-0.60
2017-11-01	TJX	Tjx Companies	D	-2.86	0.60	AAL	American Airlines	A	2.32	0.60
2017-11-01	SLG	Sl Green Realty	D	-2.86	-0.20	PRU	Prudential Financial	A	2.32	-0.20
2017-11-01	VMC	Vulcan Materials Co	D	-2.85	0.60	CAT	Caterpillar	A	2.39	0.60
2017-11-01	VNO	Vornado Realty Trust	D	-2.86	0.40	AXP	American Express	A	2.31	0.40

Date	Ticker	Name	R	SM	W (%)	Ticker	Name	R	SM	W (%)
2017-11-01	WAG	Walgreens Boots Alliance	D	-2.86	0.50	KMX	Carmax	A	2.29	0.50
2017-11-01	PXD	Pioneer Natural Resources	D	-2.87	1.20	PSX	Phillips 66	A	2.20	1.20
2017-11-01	JNPR	Juniper Networks	C	-1.87	-0.30	ADSK	Autodesk	A	2.44	-0.30
2017-11-01	ESRX	Express Scripts	D	-2.86	-0.10	ALGN	Align Technology	A	2.67	-0.10
2017-11-01	RE	Everest Re	C	-1.86	0.10	JPM	Jpmorgan Chase	A	2.30	0.10
2017-11-01	SEE	Sealed Air	D	-2.84	-0.10	CSX	Csx	A	2.38	-0.10
2017-11-01	DISH	Dish Network	D	-2.88	0.60	WYNN	Wynn Resorts	A	2.29	0.60
2017-11-01	ENB	Enbridge	D	-2.86	-0.50	ALB	Albemarle	A	2.57	-0.50
2017-11-01	IPG	Interpublic Group Of Companies	D	-2.87	-0.10	MGM	Mgm Resorts International	A	2.28	-0.10
2017-11-01	BBBY	Bed Bath & Beyond	D	-2.93	-0.10					
2017-11-01	CAH	Cardinal Health	D	-2.87	-0.40	WYN	Wyndham Worldwide	A	2.28	-0.40
2017-11-01	STX	Seagate Technology	D	-2.88	-0.40	HPQ	Hp	A	2.40	-0.40
2017-11-01	CNR	Canadian National Railway	C	-1.84	-0.40	FMC	Fmc	A	2.47	-0.40
2017-11-01	AMCX	Amc Networks	C	-1.87	-0.00	TWX	Time Warner	A	2.27	-0.00
2017-11-01	PM	Philip Morris International	C	-1.86	2.20	TPR	Tapestry	A	2.25	2.20
2017-11-01	UAL	United Continental	D	-2.88	0.30	TIF	Tiffany	A	2.27	0.30
2017-11-01	ABC	Amerisourcebergen	C	-1.87	0.30	NCLH	Norwegian Cruise Line	A	2.26	0.30
2017-11-01	PCS	T-Mobile US Inc.	C	-1.85	0.50	FCX	Freeport-mcmoran	A	2.64	0.50
2017-11-01	VR	Validus	C	-1.85	0.20	CBOE	Cboe	A	2.29	0.20
2017-11-01	CMG	Chipotle Mexican Grill	D	-2.91	-0.10					
2017-11-01	ULTA	Ulta Beauty	D	-2.89	0.10	MCD	Mcdonald's	A	2.25	0.10
2017-11-01	PAGP	Plains Gp	D	-2.91	0.10					
2017-11-01	BRX	Brixmor Property	D	-2.84	0.10	ARE	Alexandria Real Estate Equities	A	2.29	0.10
2017-11-01	HDS	Hd Supply	D	-2.87	0.40	ROK	Rockwell Automation	A	2.36	0.40
2017-11-01	MDLZ	Mondelez International	D	-2.85	1.10	KORS	Michael Kors	A	2.24	1.10
2017-11-01	FOXA	Twenty-first Century Fox	D	-2.87	0.60	LUV	Southwest Airlines	A	2.23	0.60
2017-11-01	FOX	Twenty-first Century Fox	D	-2.87	0.10	EXPE	Expedia	A	2.22	0.10
2017-11-01	KHC	The Kraft Heinz	D	-2.87	0.50	LEN	Lennar	A	2.24	0.50
2017-11-01	RSPP	Rsp Permian	D	-2.87	0.20	CVX	Chevron	A	2.19	0.20
2017-11-01	PE	Parsley Energy	D	-2.88	0.20	MRO	Marathon Oil	B	1.23	0.20
2017-12-01	APA	Apache	D	-2.89	-0.30	MPC	Marathon Petroleum	A	2.30	-0.30
2017-12-01	APC	Anadarko Petroleum	D	-2.89	0.30	MRO	Marathon Oil	A	2.23	0.30
2017-12-01	CM-CSA	Comcast	C	-1.85	1.10	NFLX	Netflix	A	2.36	1.10
2017-12-01	CVS	Cvs Health	D	-2.85	-0.30	MAR	Marriott International	A	2.35	-0.30
2017-12-01	MLM	Martin Marietta Materials	D	-2.86	0.30	URI	United Rentals	A	2.60	0.30
2017-12-01	ORLY	O'reilly Automotive	D	-2.86	0.90	BBY	Best Buy	A	2.34	0.90
2017-12-01	DIS	Walt Disney	D	-2.85	1.40	AAL	American Airlines	A	2.32	1.40
2017-12-01	EQT	Eqt	C	-1.85	0.40	VLO	Valero Energy	A	2.23	0.40
2017-12-01	SPG	Simon Property	D	-2.88	-0.30	CMA	Comerica	A	2.45	-0.30
2017-12-01	GE	General Electric	D	-2.91	0.30					
2017-12-01	HCN	Welltower	C	-1.85	-0.30	ZION	Zions Bancorp	A	2.42	-0.30
2017-12-01	IBM	IBM	D	-2.86	0.90	AMD	Advanced Micro Devices	A	3.00	0.90
2017-12-01	AVB	Avalonbay Communities	C	-1.85	0.20	LNC	Lincoln National	A	2.41	0.20
2017-12-01	K	Kellogg	D	-2.85	-0.10	ATVI	Activision Blizzard	A	2.98	-0.10
2017-12-01	KMB	Kimberly-clark	D	-2.85	-0.20	PHM	Pultegroup	A	2.37	-0.20
2017-12-01	HSIC	Henry Schein	D	-2.87	-0.60	ALGN	Align Technology	A	2.72	-0.60
2017-12-01	MRK	Merck & Co	D	-2.86	0.70	ISRG	Intuitive Surgical	A	2.40	0.70
2017-12-01	NFG	National Fuel Gas	C	-1.84	-0.10	NRG	Nrg Energy	A	2.47	-0.10
2017-12-01	NUE	Nucor	D	-2.86	0.10	FCX	Freeport-mcmoran	A	2.63	0.10
2017-12-01	TAP	Molson Coors Brewing	D	-2.88	0.70	BWA	Borgwarner	A	2.33	0.70

Date	Ticker	Name	R	SM	W (%)	Ticker	Name	R	SM	W (%)
2017-12-01	OMC	Omnicom	D	-2.86	-0.70	RCL	Royal Caribbean Cruises	A	2.32	-0.70
2017-12-01	SLB	Schlumberger	D	-2.88	-0.60	DVN	Devon Energy	A	2.22	-0.60
2017-12-01	TYC	Tyco International	D	-2.85	-0.30	MTD	Mettler Toledo International	A	2.47	-0.30
2017-12-01	VMC	Vulcan Materials Co	D	-2.85	0.50	PKG	Packaging Corp Of America	A	2.43	0.50
2017-12-01	WAG	Walgreens Boots Alliance	D	-2.86	0.60	MGM	Mgm Resorts International	A	2.31	0.60
2017-12-01	ESRX	Express Scripts	D	-2.85	-0.10	IDXX	Idexx Laboratories	A	2.38	-0.10
2017-12-01	RE	Everest Re	C	-1.87	0.10	UNM	Unum	A	2.37	0.10
2017-12-01	DISH	Dish Network	D	-2.87	0.80	WYNN	Wynn Resorts	A	2.31	0.80
2017-12-01	ENB	Enbridge	D	-2.86	-0.30	ALB	Albemarle	A	2.53	-0.30
2017-12-01	GILD	Gilead Sciences	C	-1.85	0.10	COO	Cooper Companies	A	2.33	0.10
2017-12-01	BBBY	Bed Bath & Beyond	D	-2.92	-0.20					
2017-12-01	CAH	Cardinal Health	D	-2.88	-0.40	PCLN	The Priceline	A	2.30	-0.40
2017-12-01	O	Realty Income	D	-2.85	-0.20	RF	Regions Financial	A	2.37	-0.20
2017-12-01	STX	Seagate Technology	D	-2.87	-0.60	NTAP	Netapp	A	2.41	-0.60
2017-12-01	COTY	Coty	D	-2.86	-0.10	DHI	D.r. Horton	A	2.31	-0.10
2017-12-01	ACT	Actavis	D	-2.89	1.50	ZTS	Zoetis	A	2.30	1.50
2017-12-01	VTR	Ventas	C	-1.85	-0.10	ETFC	Etrade Financial	A	2.37	-0.10
2017-12-01	PM	Philip Morris International	C	-1.86	2.10	LUK	Leucadia National	A	2.30	2.10
2017-12-01	UAL	United Continental	D	-2.87	0.40	WYN	Wyndham Worldwide	A	2.29	0.40
2017-12-01	SBNY	Signature Bank	D	-2.86	0.10	EQIX	Equinix Inc	A	2.36	0.10
2017-12-01	PCS	T-Mobile US Inc.	C	-1.85	0.50	VZ	Verizon Communications	A	2.20	0.50
2017-12-01	VR	Validus	D	-2.86	0.30	RJF	Raymond James Financial	A	2.34	0.30
2017-12-01	CMG	Chipotle Mexican Grill	D	-2.90	-0.20	TIF	Tiffany	A	2.28	-0.20
2017-12-01	EXPE	Expedia	C	-1.87	0.30	KMX	Carmax	A	2.27	0.30
2017-12-01	ULTA	Ulta Beauty	D	-2.89	0.10	NCLH	Norwegian Cruise Line	A	2.27	0.10
2017-12-01	PAGP	Plains Gp	D	-2.90	0.10					
2017-12-01	DPS	Dr Pepper Snapple	D	-2.84	0.20	KORS	Michael Kors	A	2.29	0.20
2017-12-01	CHTR	Charter Communications	C	-1.86	1.40	LUV	Southwest Airlines	A	2.26	1.40
2017-12-01	HDS	Hd Supply	D	-2.86	0.40	BA	Boeing	A	2.42	0.40
2017-12-01	MDLZ	Mondelez International	D	-2.85	1.10	EA	Electronic Arts	A	2.29	1.10
2017-12-01	KHC	The Kraft Heinz	D	-2.86	0.40	EL	Estee Lauder Companies	A	2.27	0.40
2017-12-01	RSPP	Rsp Permian	D	-2.86	0.20	PSX	Phillips 66	A	2.22	0.20
2017-12-01	PE	Parsley Energy	D	-2.88	0.20	COG	Cabot Oil & Gas	A	2.21	0.20
2017-12-01	XL	Xl	C	-1.86	0.20	FITB	Fifth Third Bancorp	A	2.34	0.20
2018-01-01	APA	Apache	D	-2.90	-0.30	MRO	Marathon Oil	A	2.26	-0.30
2018-01-01	CELG	Celgene	D	-2.88	0.60	ALGN	Align Technology	A	2.63	0.60
2018-01-01	CM-CSA	Comcast	C	-1.84	1.10	BBY	Best Buy	A	2.39	1.10
2018-01-01	MLM	Martin Marietta Materials	D	-2.85	0.40	URI	United Rentals	A	2.66	0.40
2018-01-01	EQT	Eq	C	-1.86	0.40	HP	Helmerich & Payne	A	2.25	0.40
2018-01-01	NOV	National Oilwell Varco	D	-2.83	-0.10	DVN	Devon Energy	A	2.23	-0.10
2018-01-01	HCN	Welltower	C	-1.86	-0.20	CMA	Comerica	A	2.47	-0.20
2018-01-01	AVB	Avalonbay Communities	C	-1.85	0.30	ZION	Zions Bancorp	A	2.43	0.30
2018-01-01	K	Kellogg	D	-2.85	-0.10	ATVI	Activision Blizzard	A	3.00	-0.10
2018-01-01	KMB	Kimberly-clark	D	-2.85	-0.30	STZ	Constellation Brands	A	2.46	-0.30
2018-01-01	HSIC	Henry Schein	D	-2.88	-0.60	IDXX	Idexx Laboratories	A	2.39	-0.60
2018-01-01	MRK	Merck & Co	D	-2.86	0.70	ISRG	Intuitive Surgical	A	2.37	0.70
2018-01-01	NFG	National Fuel Gas	C	-1.85	-0.10	NRG	Nrg Energy	A	2.48	-0.10
2018-01-01	TAP	Molson Coors Brewing	D	-2.88	0.70	PHM	Pultegroup	A	2.36	0.70
2018-01-01	OMC	Omnicom	D	-2.86	-0.70	NFLX	Netflix	A	2.37	-0.70
2018-01-01	SLB	Schlumberger	D	-2.87	-0.60	XEC	Cimarex Energy	A	2.22	-0.60
2018-01-01	SLG	Sl Green Realty	D	-2.84	-0.10	RF	Regions Financial	A	2.39	-0.10
2018-01-01	TYC	Tyco International	D	-2.85	-0.30	MTD	Mettler Toledo International	A	2.46	-0.30

Date	Ticker	Name	R	SM	W (%)	Ticker	Name	R	SM	W (%)
2018-01-01	VMC	Vulcan Materials Co	D	-2.84	0.40	CAT	Caterpillar	A	2.45	0.40
2018-01-01	WAG	Walgreens Boots Alliance	D	-2.85	0.60	MAR	Marriott International	A	2.37	0.60
2018-01-01	DISH	Dish Network	D	-2.88	0.70	AAL	American Airlines	A	2.34	0.70
2018-01-01	CBS	Cbs	D	-2.86	0.10	WYNN	Wynn Resorts	A	2.32	0.10
2018-01-01	ENB	Enbridge	D	-2.86	-0.50	FCX	Freeport-mcmoran	A	2.84	-0.50
2018-01-01	IPG	Interpublic Group Of Companies	D	-2.87	-0.10	MGM	Mgm Resorts International	A	2.31	-0.10
2018-01-01	GILD	Gilead Sciences	C	-1.86	0.10	AET	Aetna	A	2.32	0.10
2018-01-01	BBBY	Bed Bath & Beyond	D	-2.92	-0.20					
2018-01-01	HBI	Hanesbrands	D	-2.86	-0.30	KORS	Michael Kors	A	2.32	-0.30
2018-01-01	CAH	Cardinal Health	D	-2.88	-0.30	WYN	Wyndham Worldwide	A	2.30	-0.30
2018-01-01	AIV	Apartment Investment & Management	C	-1.84	-0.10	ETFC	Etrade Financial	A	2.38	-0.10
2018-01-01	O	Realty Income	D	-2.84	-0.20	UNM	Unum	A	2.36	-0.20
2018-01-01	ACT	Actavis	D	-2.89	1.10	ZTS	Zoetis	A	2.30	1.10
2018-01-01	VTR	Ventas	C	-1.86	-0.10	EQIX	Equinix Inc	A	2.35	-0.10
2018-01-01	PM	Philip Morris International	C	-1.86	1.90	DHI	D.r. Horton	A	2.31	1.90
2018-01-01	SBNY	Signature Bank	D	-2.86	0.10	RJF	Raymond James Financial	A	2.35	0.10
2018-01-01	TSLA	Tesla	C	-1.87	-0.20	BWA	Borgwarner	A	2.31	-0.20
2018-01-01	PCS	T-Mobile US Inc.	C	-1.85	0.60	VZ	Verizon Communications	A	2.21	0.60
2018-01-01	VR	Validus	D	-2.87	0.30	PRU	Prudential Financial	A	2.33	0.30
2018-01-01	CMG	Chipotle Mexican Grill	D	-2.90	-0.20					
2018-01-01	EXPE	Expedia	C	-1.87	0.30	RCL	Royal Caribbean Cruises	A	2.30	0.30
2018-01-01	CHTR	Charter Communications	C	-1.86	1.30	TIF	Tiffany	A	2.30	1.30
2018-01-01	KHC	The Kraft Heinz	D	-2.87	0.00	LUK	Leucadia National	A	2.31	0.00
2018-01-31	AEE	Ameren	C	-1.85	-0.10	OKE	Oneok	A	2.52	-0.10
2018-01-31	APA	Apache	D	-2.89	-0.30	HP	Helmerich & Payne	A	2.28	-0.30
2018-01-31	CELG	Celgene	D	-2.88	0.60	ALGN	Align Technology	A	2.74	0.60
2018-01-31	CMS	Cms Energy	C	-1.85	0.30	NRG	Nrg Energy	A	2.44	0.30
2018-01-31	DUK	Duke Energy	C	-1.86	0.10	AWK	American Water Works	A	2.29	0.10
2018-01-31	EQT	Eqst	D	-2.86	0.40	MRO	Marathon Oil	A	2.28	0.40
2018-01-31	HCN	Welltower	D	-2.87	-0.20	CMA	Comerica	A	2.51	-0.20
2018-01-31	AVB	Avalonbay Communities	D	-2.86	0.30	ZION	Zions Bancorp	A	2.45	0.30
2018-01-31	K	Kellogg	D	-2.85	-0.10	ATVI	Activision Blizzard	A	3.00	-0.10
2018-01-31	KMB	Kimberly-clark	D	-2.86	-0.30	STZ	Constellation Brands	A	2.45	-0.30
2018-01-31	HSIC	Henry Schein	D	-2.86	-0.60	IDXX	Idexx Laboratories	A	2.46	-0.60
2018-01-31	MRK	Merck & Co	D	-2.85	0.70	ISRG	Intuitive Surgical	A	2.43	0.70
2018-01-31	NFG	National Fuel Gas	D	-2.84	-0.10	FE	Firstenergy	A	2.19	-0.10
2018-01-31	PPL	Ppl	D	-2.87	-0.40	ED	Consolidated Edison	A	2.19	-0.40
2018-01-31	TAP	Molson Coors Brewing	D	-2.87	0.70	PHM	Pultegroup	A	2.35	0.70
2018-01-31	OMC	Omnicom	D	-2.86	-0.70	NFLX	Netflix	A	2.53	-0.70
2018-01-31	T	At&t	D	-2.84	-0.30	VZ	Verizon Communications	A	2.21	-0.30
2018-01-31	SO	Southern	D	-2.86	-0.30	PNW	Pinnacle West Capital	A	2.18	-0.30
2018-01-31	SLG	Sl Green Realty	D	-2.84	-0.10	RF	Regions Financial	A	2.43	-0.10
2018-01-31	VNO	Vornado Realty Trust	D	-2.85	0.40	ETFC	Etrade Financial	A	2.40	0.40
2018-01-31	DISH	Dish Network	D	-2.88	0.70	BBY	Best Buy	A	2.42	0.70
2018-01-31	SRE	Sempra Energy	C	-1.85	-0.50	AES	Aes	B	1.19	-0.50
2018-01-31	CBS	Cbs	D	-2.86	0.10	MAR	Marriott International	A	2.40	0.10
2018-01-31	ENB	Enbridge	D	-2.87	-0.50	FCX	Freeport-mcmoran	A	2.87	-0.50
2018-01-31	BBBY	Bed Bath & Beyond	D	-2.92	-0.20					
2018-01-31	HBI	Hanesbrands	D	-2.86	-0.30	EA	Electronic Arts	A	2.34	-0.30

Date	Ticker	Name	R	SM	W (%)	Ticker	Name	R	SM	W (%)
2018-01-31	AIV	Apartment Investment & Management	D	-2.85	-0.10	RJF	Raymond James Financial	A	2.37	-0.10
2018-01-31	O	Realty Income	D	-2.85	-0.10	STI	Suntrust Banks	A	2.36	-0.10
2018-01-31	ACT	Actavis	D	-2.88	1.20	COO	Cooper Companies	A	2.34	1.20
2018-01-31	VTR	Ventas	D	-2.87	-0.10	UNM	Unum	A	2.35	-0.10
2018-01-31	ACGL	Arch Capital	D	-2.85	-0.20	CBOE	Cboe	A	2.35	-0.20
2018-01-31	PM	Philip Morris International	C	-1.85	1.80	BWA	Borgwarner	A	2.34	1.80
2018-01-31	TSLA	Tesla	C	-1.85	-0.20	KORS	Michael Kors	A	2.33	-0.20
2018-01-31	EXPE	Expedia	D	-2.87	0.30	AAL	American Airlines	A	2.36	0.30
2018-01-31	FRC	First Republic Bank	D	-2.86	0.70	JPM	Jpmorgan Chase	A	2.34	0.70
2018-01-31	KHC	The Kraft Heinz	D	-2.86	0.00	LUK	Leucadia National	A	2.31	0.00