



JPMorgan U.S. Equity Fund - A Share Class (JUEAX) - Trend Capture Overlay

April 21, 2018

Executive Summary

Overview

Superior performance on a consistent basis comes from the ability to be in synchrony with major price trends. The ability to capture a large part of bull trends and to avoid most of the bear trends in individual stocks and sectors can dramatically impact returns across market cycles and deliver superior long term performance. The Trendrating solution is designed to improve this ability by providing intelligent analytics that can complement and enhance the investment decision process and produce tangible results.

We can demonstrate Trendrating's ability to materially influence portfolio performance through a historical overlay of its trend capture model on the actual holdings of a portfolio. Through this analysis we demonstrate that induction can seamlessly integrate into the existing workflow of an investment strategy and have a material impact on the performance of the investment strategy.

Trendrating's trend capture model has the unique ability to identify and score the prevailing price trend of a security with high accuracy. The ability to distinguish between securities based on their respective price trend should be of paramount importance to every portfolio no matter the type of its investment strategy. Every investment manager should infuse the decision making process with information that facilitates the selection of securities whose prices are trending, rather than ones whose price trends are disconnected from their fundamentals.

Trendrating Model

The Trendrating model assigns each security a directional rating; uptrends (**A** or **B**) and downtrends (**C** or **D**). A continuous absolute rating scale, **Smart Momentum (SM)**, is constructed to facilitate relative ranking of a universe of securities. The discrete rating distinguishes between securities in uptrends and downtrends, whilst the continuous rating allows ranking within the same rating bucket. In tandem, the two rating frameworks facilitate a flexible and robust framework for security selection and portfolio construction.

Analysis Framework

- Select holdings history for which constituent history is complete and for which there are very few missing periods in the history selected for the analysis
- The universe of stocks in the benchmark associated with the investment fund is used as a buy universe from which to find alternative securities. In absence of a named benchmark, an appropriate buy universe is assigned for the analysis
- In each rebalancing period in the holdings history of the portfolio:
 - Identify all **C** & **D** rated securities
 - Amongst the **C** & **D** rated securities, identify stocks with extreme negative SM scores¹ whilst in a negative price trend, are quite susceptible to sharp upward price swings during and post market shocks. Good risk management practice advocates a robust mechanism for identifying outliers and then implementing a framework of insulating the investment portfolio from their erratic behaviour. In this analysis, we do not alter positions with extreme SM scores
 - Reallocate weight of **C** & **D** rated securities into an **A** or **B** rated security with the highest SM score in the same region/country, industry/sector, and currency²
- Returns for the Fund, Trend Capture Portfolio³, and Benchmark are price returns calculated from the individual constituent level for each of the three portfolios

¹Our empirical research shows that an SM scores of -2.90 is a valid extreme threshold value

²User determined parameters that are relaxed in hierarchal order if no optimal match is found

³The portfolio generated as a result of the trend capture overlay on the holdings of the investment fund

Report Description

- Trend Overlay Summary Data
 - Key info: Provides information on analysis history, fund benchmark, and the analysis rebalancing frequency
 - The two bar charts respectively compare the annual return and annual volatility of the original fund and of the trend capture portfolio
 - The line chart captures the cumulative return of the fund, of the trend capture portfolio, and of the benchmark if applicable
 - Summary Metrics: This table provides key performance and risk metrics of the original fund and of the trend capture portfolio
- Risk-Return Profile
 - Comparative Analysis
 - Annualised Excess Return analysis: The comparisons of the excess return of the trend capture portfolio vs the fund, and if applicable, of the fund vs the benchmark and of the trend capture portfolio vs the benchmark
 - Annualised Tracking Error analysis: The tracking error between the trend capture fund and the original fund captures the magnitude of the differences between the overlay portfolio and the original portfolio. It should be different enough without departing from the original investment strategy. The comparisons of the tracking errors versus the benchmark, if applicable, validates the fact that the overlay strategy does not change the investment mandate
 - Annual Tables
 - The first set of columns tabulate the year by year returns of the trend capture portfolio and its excess return over the original fund and its benchmark
 - The next set of columns present the volatility comparison where the key message is that the volatility of the trend capture portfolio should not differ materially from that of the original fund
 - The third set of results illustrates the reduction in drawdowns that can be achieved through the trend capture overlay. Reduction in downside risk during market declines is perhaps the most important benefit a model can provide
 - TCR Analysis
 - TCR (Trend Capture Rating) is a forward-looking risk metric of an aggregate⁴ calculated from the constituent level weights and ratings from the Trendrating model
 - The trend capture overlay should raise the TCR of the original portfolio
 - Portfolios that maintain a higher TCR tend to outperform and periods with higher TCR tend to deliver superior returns
 - Trendrating's recommendation to clients is to endeavour to maintain a high TCR to improve consistency of portfolio returns
- Historical Portfolio Details
 - The top section provides information on the number of number and weight of the **C** & **D** rated constituents that have been switched on a chosen rebalance period⁵
 - Transaction Table: Tabulates all the matched trades performed in the latest rebalancing period and contains the Ticker, Name, Weight, Rating, and Smart Momentum score of each security traded in the given holding period
- Allocation
 - Regional allocation for the latest rebalance period
 - Sector allocation for the latest rebalance period
- Appendix
 - Contains the full history of trades performed in the analysis presented by rebalance period and identifies all trades securities and matched trades

⁴Portfolio, Index, Sector etc.

⁵The default is the latest rebalance period

Trend Overlay Summary

Key info

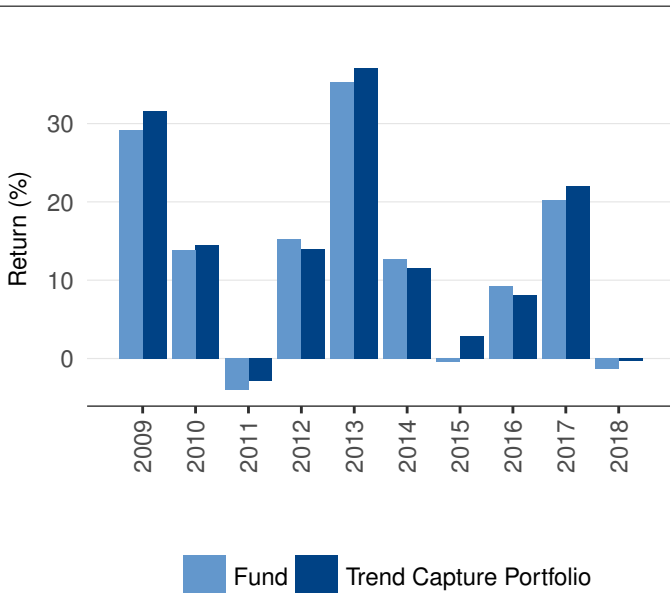
Data Range

2009-01-01 to 2018-03-30

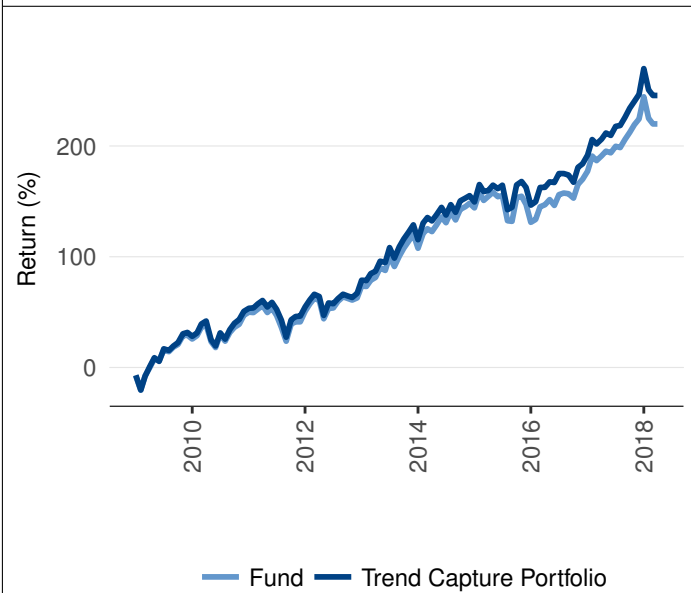
Rebalancing

Monthly

Return



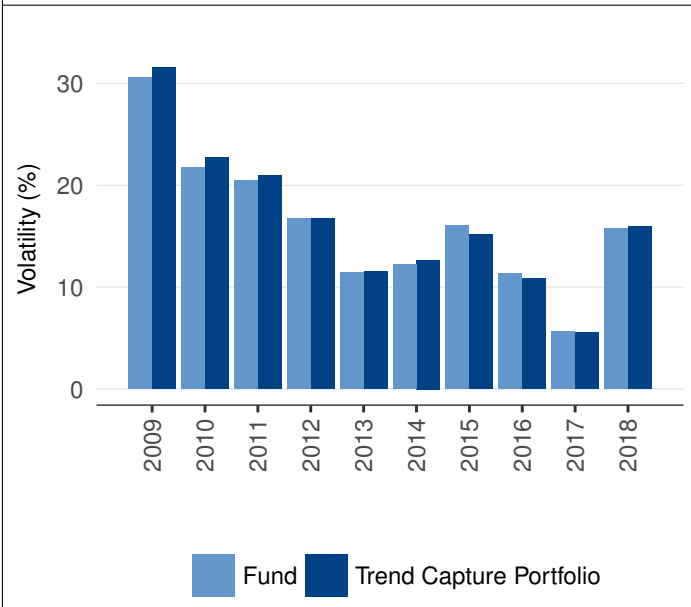
Cumulative Return



Summary Metrics

	Fund	TC Portfolio	Diff
PERFORMANCE			
Annualised (%)	13.41	15.05	1.64
Monthly Avg (%)	1.17	1.28	0.11
Hit Rate (%)	63.96	64.86	0.90
RISK			
Annualised volatility (%)	17.77	17.02	-0.75
Max Drawdown (%)	-20.68	-19.05	1.62
Skewness	-0.30	-0.29	0.00
Kurtosis	1.36	1.21	-0.15
KEY RATIOS			
Infomation Ratio	0.75	0.88	0.13
Sortino Ratio	0.39	0.46	0.07
WEIGHT SWITCHED			
Monthly Avg (%)		3.59	

Volatility



	Fund	TC Portfolio	Diff	Diff (%)
Cumulative Return (%)	220.33	265.71	45.38	20.59
Avg Drawdown (%)	-5.11	-5.37	-0.26	-5.07
Avg TCR	B	A		

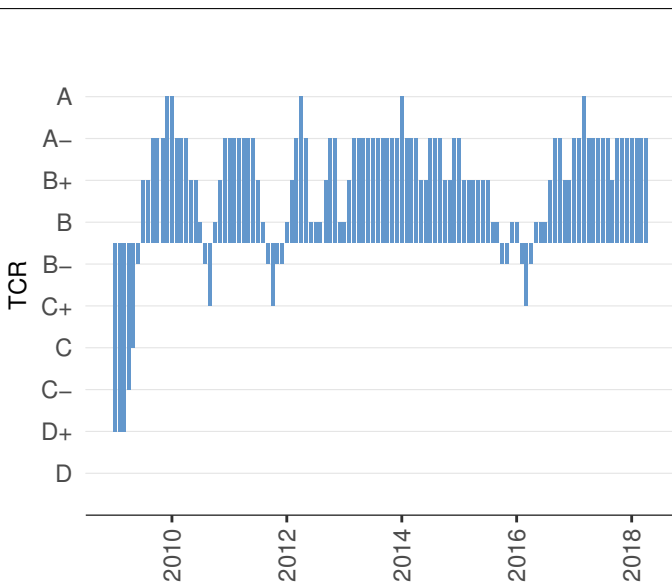
Risk-Return Profile

Comparative Analysis

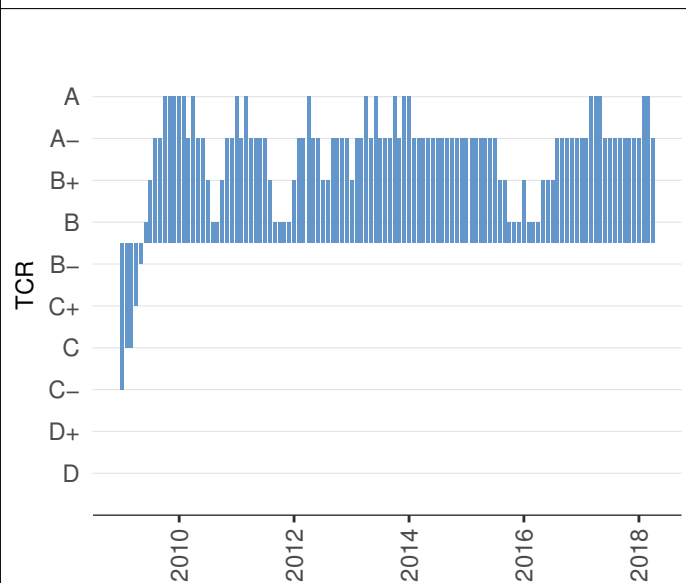
	Fund	Fund
Annualised Excess Return (%)		Annualised Tracking Error (%)
Trend Capture Portfolio	1.32	Trend Capture Portfolio
		2.95

Year	Return (%) TC Port	Excess over Fund	Volatility (%) TC Port	Excess over Fund	Max Drawdown (%) TC Port	Excess over Fund
2018	-0.28	1.11	15.92	0.14	-6.55	0.57
2017	22.09	1.91	5.52	-0.14	-1.30	0.10
2016	8.11	-1.10	10.82	-0.52	-6.10	0.43
2015	2.91	3.34	15.19	-0.87	-8.60	1.56
2014	11.54	-1.13	12.67	0.45	-5.86	-0.11
2013	37.04	1.70	11.55	0.13	-4.57	-0.02
2012	14.04	-1.25	16.73	0.01	-11.48	-0.09
2011	-2.83	1.20	20.98	0.51	-20.66	0.03
2010	14.46	0.57	22.75	0.97	-15.87	-1.05
2009	31.62	2.43	31.57	0.98	-20.34	0.15

Fund TCR



Trend Capture Portfolio TCR



Historical Portfolio Details

Holding period: 2018-03-01 to 2018-03-29

	Fund	TC Port
Number of holdings	155	155
Number of C & D rated holdings - switched	17	-
Weight of C & D rated holdings - switched (%)	6.52	-

Transaction table

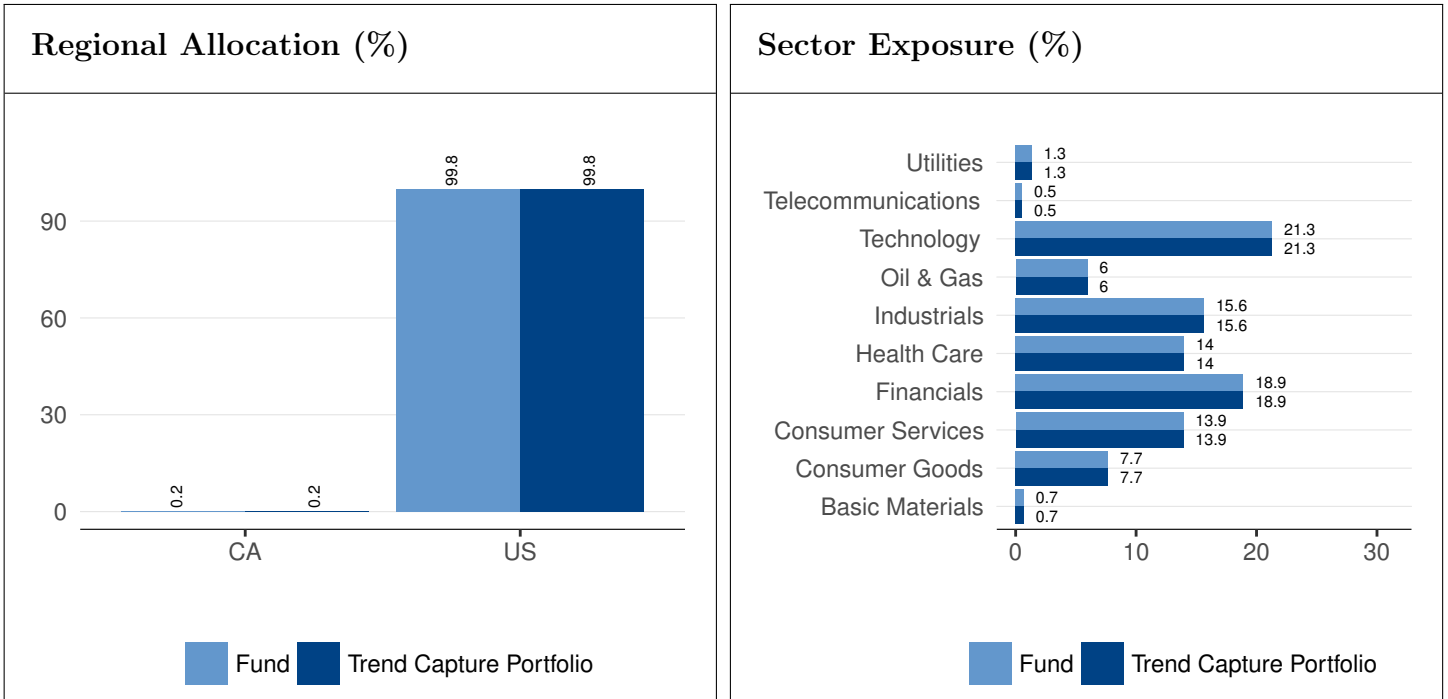
The table shows the fund portfolio C & D rated positions at the beginning of the holding period. These positions have been switched with A and B rated stocks near by mkt cap, market and sector in respect to the original fund positions.

Switched positions

Ticker	Name	R	SM	W (%)	C (%)	Ticker	Name	R	SM	W (%)	C (%)
AIG	American International	D	-2.85	1.22	-0.04	CMA	Comerica	A	2.52	1.22	-0.01
CCK	Crown	C	-1.87	0.33	0.01	URI	United Rentals	A	2.67	0.33	-0.00
CMS	Cms Energy	C	-1.86	0.08	0.01	OKE	Oneok	A	2.50	0.08	0.00
RNR	Renaissancere	D	-2.86	0.11	0.01	RF	Regions Financial	A	2.43	0.11	-0.00
EQT	Eqt	D	-2.87	0.16	-0.01	HP	Helmerich & Payne	A	2.26	0.16	0.00
AVB	Avalonbay Communities	D	-2.87	0.51	0.03	ETFC	Etrade Financial	A	2.39	0.51	0.04
MRK	Merck & Co	D	-2.87	0.52	0.01	ALGN	Align Technology	A	2.70	0.52	0.01
TAP	Molson Coors Brewing	D	-2.88	0.46	-0.01	ATVI	Activision Blizzard	A	3.00	0.46	-0.03
VNO	Vornado Realty Trust	D	-2.86	0.13	0.00	FITB	Fifth Third Bancorp	A	2.36	0.13	-0.00
DISH	Dish Network	D	-2.90	0.52	-0.04	NFLX	Netflix	A	2.57	0.52	0.01
COG	Cabot Oil & Gas	C	-1.86	0.37	-0.01	APC	Anadarko Petroleum	A	2.23	0.37	0.02
TWX	Time Warner	D	-2.85	0.33	0.00	BBY	Best Buy	A	2.43	0.33	-0.02
MHK	Mohawk Industries	C	-1.86	0.04	-0.00	STZ	Constellation Brands	A	2.44	0.04	0.00
PM	Philip Morris International	D	-2.86	1.36	-0.07	EA	Electronic Arts	A	2.33	1.36	-0.01
EXPE	Expedia	D	-2.89	0.12	0.01	MAR	Marriott International	A	2.37	0.12	-0.00
FRC	First Republic Bank	D	-2.85	0.14	-0.00	RJF	Raymond James Financial	A	2.36	0.14	-0.00
KHC	The Kraft Heinz	D	-2.88	0.12	-0.01	KORS	Michael Kors	A	2.32	0.12	-0.00

R - Rating, SM - Smart Momentum, W - Weight, C - Contribution to Return

Allocation



Appendix

Switched positions (Fund vs Trend Capture Portfolio)

Date	Ticker	Name	R	SM	W (%)	Ticker	Name	R	SM	W (%)
2009-01-01	AAPL	Apple	D	-2.93	0.90					
2009-01-01	ABT	Abbott Laboratories	D	-2.85	2.40	CEPH	Cephalon	A	2.22	2.40
2009-01-01	FLR	Fluor	D	-2.92	0.10					
2009-01-01	RCL	Royal Caribbean Cruises	D	-2.95	0.20					
2009-01-01	MET	Metlife	D	-2.91	0.60					
2009-01-01	FE	Firstenergy	D	-2.90	0.50					
2009-01-01	AEP	American Electric Power	D	-2.89	0.80	PCG	Pg&e	B	1.19	0.80
2009-01-01	AFL	Aflac	D	-2.88	0.20	FHN	First Horizon National	B	1.36	0.20
2009-01-01	ROK	Rockwell Automation	D	-2.93	0.00					
2009-01-01	HES	Hess	D	-2.93	0.30					
2009-01-01	NVE	NV Energy	D	-2.91	0.20					
2009-01-01	AMAT	Applied Materials	D	-2.91	0.30					
2009-01-01	DVN	Devon Energy	D	-2.91	0.40					
2009-01-01	APA	Apache	D	-2.92	0.60					
2009-01-01	ARE	Alexandria Real Estate Equities	D	-2.91	0.00					
2009-01-01	APC	Anadarko Petroleum	D	-2.92	0.20					
2009-01-01	APD	Air Products & Chemicals	D	-2.92	0.10					
2009-01-01	SPLS	Staples	D	-2.89	1.50	APOL	Apollo Educat Grp	A	2.29	1.50
2009-01-01	ANTM	Anthem	D	-2.88	0.50	KG	King Pharmaceuticals	B	1.22	0.50
2009-01-01	AXP	American Express	D	-2.94	0.10					
2009-01-01	BA	Boeing	D	-2.92	0.40					
2009-01-01	BAC	Bank Of America	D	-2.94	1.50					
2009-01-01	BAX	Baxter International	D	-2.87	0.00	DGX	Quest Diagnostics	B	1.20	0.00
2009-01-01	BCR	C R Bard	D	-2.86	0.20					
2009-01-01	BK	Bank Of New York Mellon	D	-2.91	0.50					
2009-01-01	SAP	Sap Adr	D	-2.90	0.00	MFE	McAfee	B	1.22	0.00
2009-01-01	CAT	Caterpillar	D	-2.91	0.60					
2009-01-01	CCL	Carnival	D	-2.90	0.30					
2009-01-01	CELG	Celgene	C	-1.88	1.00					
2009-01-01	CL	Colgate-palmolive	D	-2.86	0.00	UST	UST Inc	A	2.22	0.00
2009-01-01	CMS	Cms Energy	D	-2.89	0.40	SO	Southern	B	1.17	0.40
2009-01-01	MON	Monsanto	D	-2.92	0.30					
2009-01-01	NYX	NYSE Euronext	D	-2.95	0.20					
2009-01-01	CSX	Csx	D	-2.92	0.50					
2009-01-01	COF	Capital One Financial	D	-2.91	0.40					
2009-01-01	CVS	Cvs Health	D	-2.89	1.00	FDO	Family Dollar Stores	A	2.27	1.00
2009-01-01	DD	E.i. Du Pont De Nemours	D	-2.91	0.30					
2009-01-01	XTO	XTO Energy Inc	D	-2.92	0.30					
2009-01-01	YUM	Yum Brands	D	-2.87	0.20	AZO	Autozone	B	1.20	0.20
2009-01-01	DHR	Danaher	D	-2.89	0.60	VMC	Vulcan Materials Co	B	1.20	0.60
2009-01-01	DIS	Walt Disney	D	-2.89	1.10					
2009-01-01	RIG	Transocean	D	-2.95	0.10					
2009-01-01	DOW	Dow Chemical	D	-2.93	0.10					
2009-01-01	ECL	Ecolab	D	-2.88	0.40					
2009-01-01	CME	Cme	D	-2.95	0.10					
2009-01-01	FCX	Freeport-mcmoran	D	-2.97	0.10					
2009-01-01	NEE	Nextera Energy	D	-2.88	0.20					
2009-01-01	GE	General Electric	D	-2.93	1.20					
2009-01-01	STT	State Street	D	-2.91	0.70					
2009-01-01	GLW	Corning	D	-2.94	1.20					
2009-01-01	GATX	Gatx	D	-2.90	0.00	CHRW	C.h.robinson Worldwide	B	1.20	0.00
2009-01-01	ZBH	Zimmer Biomet	D	-2.91	0.20					

Date	Ticker	Name	R	SM	W (%)	Ticker	Name	R	SM	W (%)
2009-01-01	HAL	Halliburton	D	-2.94	0.40					
2009-01-01	IBM	IBM	D	-2.89	1.40					
2009-01-01	MS	Morgan Stanley	D	-2.96	1.10					
2009-01-01	JCI	Johnson Controls	D	-2.91	1.10					
2009-01-01	AMTD	Td Ameritrade	D	-2.90	0.30	CINF	Cincinnati Financial	B	1.26	0.30
2009-01-01	KBH	Kb Home	D	-2.90	0.10					
2009-01-01	KEY	Keycorp	D	-2.90	0.20	AOC	Aon plc	B	1.19	0.20
2009-01-01	KLAC	Kla-tencor	D	-2.92	0.30					
2009-01-01	KMB	Kimberly-clark	D	-2.87	0.20	ADM	Archer Daniels Midland	B	1.31	0.20
2009-01-01	KO	Coca-cola	D	-2.88	1.90					
2009-01-01	LLY	Eli Lilly	D	-2.89	0.40					
2009-01-01	LRCX	Lam Research	D	-2.92	0.40					
2009-01-01	MDT	Medtronic	D	-2.91	0.40					
2009-01-01	MO	Altria	D	-2.90	0.60					
2009-01-01	MRK	Merck & Co	D	-2.92	1.70					
2009-01-01	MSFT	Microsoft	D	-2.90	3.00					
2009-01-01	NOC	Northrop Grumman	D	-2.91	0.30					
2009-01-01	NSC	Norfolk Southern	D	-2.89	2.40	PTV	Pactiv Corp	B	1.19	2.40
2009-01-01	NVLS	Novellus Systems	D	-2.93	0.10					
2009-01-01	ORCL	Oracle	D	-2.87	0.40					
2009-01-01	OXY	Occidental Petroleum	D	-2.90	1.70	SWN	Southwestern Energy	A	2.33	1.70
2009-01-01	COP	Conocophillips	D	-2.91	0.00					
2009-01-01	PAYX	Paychex	D	-2.88	0.00	SHW	Sherwin-williams	B	1.18	0.00
2009-01-01	PCAR	Paccar	D	-2.91	0.60					
2009-01-01	CB	Chubb	D	-2.87	0.70	CB	Chubb Corp	B	1.18	0.70
2009-01-01	PG	Procter & Gamble	D	-2.86	3.00					
2009-01-01	RL	Ralph Lauren	D	-2.90	0.10					
2009-01-01	INFY	Infosys Adr	D	-2.92	0.00					
2009-01-01	T	At&t	D	-2.88	1.80					
2009-01-01	SII	Smith International	D	-2.96	0.20					
2009-01-01	SJM	Jm Smucker	D	-2.87	0.00					
2009-01-01	SLB	Schlumberger	D	-2.94	1.30					
2009-01-01	STI	Suntrust Banks	D	-2.92	0.10					
2009-01-01	SVU	Supervalu	D	-2.93	0.00					
2009-01-01	SYX	Sysco	D	-2.89	1.50					
2009-01-01	SWY	Safeway Inc	D	-2.88	1.50					
2009-01-01	AMZN	Amazon.com	D	-2.90	0.20					
2009-01-01	TXT	Texttron	D	-2.97	0.00					
2009-01-01	UTX	United Technologies	D	-2.88	1.90					
2009-01-01	VFC	Vf	D	-2.89	0.30					
2009-01-01	WFC	Wells Fargo	C	-1.88	2.30					
2009-01-01	X	United States Steel	D	-2.97	0.10					
2009-01-01	JNPR	Juniper Networks	D	-2.89	0.20					
2009-01-01	MRVL	Marvell Technology	D	-2.94	0.10					
2009-01-01	NBR	Nabors Industries	D	-2.96	0.10					
2009-01-01	XLNX	Xilinx	D	-2.89	0.60					
2009-01-01	RE	Everest Re	D	-2.87	0.10					
2009-01-01	S	Sprint Nextel	D	-2.99	0.10					
2009-01-01	CSCO	Cisco Systems	D	-2.90	3.40					
2009-01-01	NKE	Nike	D	-2.87	0.50					
2009-01-01	GS	Goldman Sachs International	D	-2.92	1.60					
2009-01-01	IGT	Game Technology PLC	D	-2.96	0.60					
2009-01-01	CMA	Comerica	D	-2.92	0.10					
2009-01-01	MRO	Marathon Oil	D	-2.92	0.30					
2009-01-01	QCOM	Qualcomm	D	-2.89	1.40					
2009-01-01	PX	Praxair	D	-2.90	1.80					
2009-01-01	UNH	Unitedhealth	D	-2.92	0.20					
2009-01-01	KSS	Kohl's	D	-2.89	0.40					
2009-01-01	EIX	Edison International	D	-2.90	0.40					
2009-01-01	CAH	Cardinal Health	D	-2.90	0.70					
2009-01-01	PEP	Pepsico	D	-2.88	1.30					
2009-01-01	DHI	D.r. Horton	D	-2.92	0.10					
2009-01-01		Berkshire Hathaway B	D	-2.88	0.30					
2009-01-01	MCK	Mckesson	D	-2.89	0.40					

Date	Ticker	Name	R	SM	W (%)	Ticker	Name	R	SM	W (%)
2009-01-01	WYE	Wyeth	D	-2.87	0.60					
2009-01-01	AAP	Advance Auto Parts	D	-2.87	0.40					
2009-01-01	SNDK	Sandisk Corp	D	-2.95	0.10					
2009-01-01	AET	Aetna	D	-2.89	0.40					
2009-01-01	EL	Estee Lauder Companies	D	-2.90	0.10					
2009-01-01	AXS	Axis Capital	D	-2.87	0.10					
2009-01-01	NTAP	Netapp	D	-2.91	0.30					
2009-01-01	C	Citigroup	D	-2.95	0.50					
2009-01-01	ALXN	Alexion Pharmaceuticals	C	-1.87	0.10					
2009-01-01	AMP	Ameriprise Financial	D	-2.94	0.10					
2009-01-01	HON	Honeywell International	D	-2.91	0.60					
2009-01-01	PRU	Prudential Financial	D	-2.94	0.20					
2009-01-01	COV	Covidien	D	-2.89	0.60					
2009-01-01	VZ	Verizon Communications	D	-2.85	2.00					
2009-01-01	EXC	Exelon	D	-2.90	1.20					
2009-01-01	CVX	Chevron	D	-2.88	0.60	SUN	Sunoco	B	1.30	0.60
2009-01-01	HPQ	Hp	D	-2.87	2.70					
2009-01-01	MHS	Medco Health Solutions	D	-2.86	0.20					
2009-01-01	MDLZ	Mondelez International	D	-2.87	0.80					
2009-01-01	FOXA	Twenty-first Century Fox	D	-2.93	1.00					
2009-01-01	GOOGL	Alphabet	D	-2.91	1.60					
2009-01-01	BHGE	Baker Hughes, A Ge	D	-2.94	0.20					
2009-02-02	AAPL	Apple	D	-2.92	1.10					
2009-02-02	FLR	Fluor	D	-2.94	0.10					
2009-02-02	RCL	Royal Caribbean Cruises	D	-2.98	0.10					
2009-02-02	MET	Metlife	D	-2.92	0.60					
2009-02-02	FE	Firstenergy	D	-2.90	0.50	PEG	Public Service Enterprise	B	1.21	0.50
2009-02-02	AEP	American Electric Power	D	-2.89	0.80	PNW	Pinnacle West Capital	B	1.20	0.80
2009-02-02	AFL	Aflac	D	-2.94	0.10					
2009-02-02	HES	Hess	D	-2.93	0.30					
2009-02-02	AMAT	Applied Materials	D	-2.92	0.50					
2009-02-02	DVN	Devon Energy	D	-2.92	0.30					
2009-02-02	APA	Apache	D	-2.92	1.40					
2009-02-02	ARE	Alexandria Real Estate Equities	D	-2.91	0.00					
2009-02-02	APC	Anadarko Petroleum	D	-2.92	0.20					
2009-02-02	APD	Air Products & Chemicals	D	-2.92	0.10					
2009-02-02	SPLS	Staples	D	-2.90	1.40	APOL	Apollo Educat Grp	A	2.33	1.40
2009-02-02	ANTM	Anthem	D	-2.88	0.70	CEPH	Cephalon	A	2.23	0.70
2009-02-02	AXP	American Express	D	-2.94	0.30					
2009-02-02	BA	Boeing	D	-2.92	0.40					
2009-02-02	BAC	Bank Of America	D	-2.97	0.80					
2009-02-02	BAX	Baxter International	D	-2.86	0.10	MYL	Mylan N.V.	B	1.33	0.10
2009-02-02	BCR	C R Bard	D	-2.86	0.20	HUM	Humana	B	1.27	0.20
2009-02-02	BK	Bank Of New York Mellon	D	-2.91	0.60					
2009-02-02	SAP	Sap Adr	D	-2.90	0.00	TLAB	Tellabs	B	1.21	0.00
2009-02-02	CAT	Caterpillar	D	-2.94	0.50					
2009-02-02	CCL	Carnival	D	-2.93	0.40					
2009-02-02	CELG	Celgene	D	-2.88	1.20	BIIB	Biogen	B	1.21	1.20
2009-02-02	CMS	Cms Energy	D	-2.87	0.40	PCG	Pg&e	B	1.19	0.40
2009-02-02	MON	Monsanto	D	-2.91	0.30					
2009-02-02	NYX	NYSE Euronext	D	-2.96	0.10					
2009-02-02	CSX	Csx	D	-2.93	0.70					
2009-02-02	COF	Capital One Financial	D	-2.95	0.20					
2009-02-02	CVS	Cvs Health	D	-2.90	1.10	FDO	Family Dollar Stores	A	2.29	1.10

Date	Ticker	Name	R	SM	W (%)	Ticker	Name	R	SM	W (%)
2009-02-02	DD	E.i. Du Pont De Nemours	D	-2.92	0.40					
2009-02-02	DE	Deere	D	-2.94	0.10					
2009-02-02	XTO	XTO Energy Inc	D	-2.92	0.00					
2009-02-02	YUM	Yum Brands	D	-2.89	0.00	AZO	Autozone	A	2.19	0.00
2009-02-02	DHR	Danaher	D	-2.90	0.50	BLL	Ball	B	1.23	0.50
2009-02-02	DIS	Walt Disney	D	-2.90	1.10					
2009-02-02	RIG	Transocean	D	-2.94	0.10					
2009-02-02	DOW	Dow Chemical	D	-2.95	0.10					
2009-02-02	DUK	Duke Energy	D	-2.87	0.20	ED	Consolidated Edison	B	1.18	0.20
2009-02-02	ECL	Ecolab	D	-2.89	0.40	NEM	Newmont Mining	B	1.30	0.40
2009-02-02	CME	Cme	D	-2.96	0.10					
2009-02-02	TRV	Travelers Companies	D	-2.86	0.10	SLM	Slm	B	1.35	0.10
2009-02-02	FCX	Freeport-mcmoran	D	-2.97	0.10					
2009-02-02	GE	General Electric	D	-2.95	0.90					
2009-02-02	STT	State Street	D	-2.95	0.50					
2009-02-02	GLW	Corning	D	-2.94	1.50					
2009-02-02	GATX	Gatx	D	-2.92	0.00					
2009-02-02	ZBH	Zimmer Biomet	D	-2.92	0.30					
2009-02-02	HAL	Halliburton	D	-2.95	0.40					
2009-02-02	URBN	Urban Outfitters	D	-2.93	0.10					
2009-02-02	IBM	IBM	D	-2.88	1.60	TSO	Tesoro	B	1.40	1.60
2009-02-02	MS	Morgan Stanley	D	-2.95	1.10					
2009-02-02	IR	Ingersoll-rand	D	-2.94	0.00					
2009-02-02	JCI	Johnson Controls	D	-2.94	0.80					
2009-02-02	AMTD	Td Ameritrade	D	-2.92	0.30					
2009-02-02	KBH	Kb Home	D	-2.92	0.20					
2009-02-02	KEY	Keycorp	D	-2.91	0.20					
2009-02-02	KLAC	Kla-tencor	D	-2.93	0.30					
2009-02-02	KO	Coca-cola	D	-2.89	1.80	ADM	Archer Daniels Midland	B	1.30	1.80
2009-02-02	LLY	Eli Lilly	D	-2.90	0.40	MHS	Medco Health Solutions	B	1.20	0.40
2009-02-02	LRCX	Lam Research	D	-2.92	0.50					
2009-02-02	MDT	Medtronic	D	-2.90	0.40					
2009-02-02	MO	Altria	D	-2.89	0.90	TAP	Molson Coors Brewing	B	1.19	0.90
2009-02-02	MRK	Merck & Co	D	-2.92	1.30					
2009-02-02	MSFT	Microsoft	D	-2.91	3.30					
2009-02-02	NOC	Northrop Grumman	D	-2.91	0.30					
2009-02-02	NSC	Norfolk Southern	D	-2.92	2.70					
2009-02-02	NVLS	Novellus Systems	D	-2.92	0.10					
2009-02-02	ORCL	Oracle	D	-2.88	0.50	EQT	Eqt	B	1.25	0.50
2009-02-02	OXY	Occidental Petroleum	D	-2.91	1.30					
2009-02-02	COP	Conocophillips	D	-2.92	0.00					
2009-02-02	PAYX	Paychex	D	-2.88	0.00	WM	Waste Management	B	1.20	0.00
2009-02-02	PCAR	Paccar	D	-2.92	0.60					
2009-02-02	CB	Chubb	D	-2.89	0.60	FHN	First Horizon National	B	1.31	0.60
2009-02-02	PFE	Pfizer	D	-2.87	0.80	DGX	Quest Diagnostics	B	1.19	0.80
2009-02-02	PG	Procter & Gamble	D	-2.88	2.50	HSY	The Hershey	B	1.18	2.50
2009-02-02	RL	Ralph Lauren	D	-2.92	0.10					
2009-02-02	INFY	Infosys Adr	D	-2.91	0.00					
2009-02-02	T	At&t	D	-2.90	1.80	QWST	Qwest Communications	B	1.25	1.80
2009-02-02	SII	Smith International	D	-2.96	0.10					
2009-02-02	SLB	Schlumberger	D	-2.94	1.50					
2009-02-02	SVU	Supervalu	D	-2.91	0.00					
2009-02-02	SYY	Sysco	D	-2.89	1.60	DRI	Darden Restaurants	B	1.32	1.60
2009-02-02	SWY	Safeway Inc	D	-2.89	1.50	ABC	Amerisourcebergen	B	1.22	1.50
2009-02-02	AMZN	Amazon.com	D	-2.88	0.30	SHW	Sherwin-williams	B	1.14	0.30
2009-02-02	UTX	United Technologies	D	-2.89	1.80	PTV	Pactiv Corp	B	1.17	1.80
2009-02-02	VFC	Vf	D	-2.89	0.30	PHM	Pultegroup	B	1.17	0.30
2009-02-02	WFC	Wells Fargo	D	-2.92	1.70					
2009-02-02	X	United States Steel	D	-2.98	0.10					
2009-02-02	JNPR	Juniper Networks	D	-2.91	0.20					

Date	Ticker	Name	R	SM	W (%)	Ticker	Name	R	SM	W (%)
2009-02-02	MRVL	Marvell Technology	D	-2.93	0.10					
2009-02-02	XLNX	Xilinx	D	-2.90	0.40					
2009-02-02	BSX	Boston Scientific	D	-2.89	0.10					
2009-02-02	S	Sprint Nextel	D	-2.98	0.10					
2009-02-02	CSCO	Cisco Systems	D	-2.91	3.10					
2009-02-02	NKE	Nike	D	-2.89	0.40					
2009-02-02	GS	Goldman Sachs International	D	-2.93	2.00					
2009-02-02	IGT	Game Technology PLC	D	-2.96	0.60					
2009-02-02	CMA	Comerica	D	-2.93	0.00					
2009-02-02	MRO	Marathon Oil	D	-2.92	0.40					
2009-02-02	QCOM	Qualcomm	D	-2.90	1.50					
2009-02-02	PX	Praxair	D	-2.90	1.90					
2009-02-02	KSS	Kohl's	D	-2.88	0.40					
2009-02-02	EIX	Edison International	D	-2.90	0.40	SO	Southern	B	1.16	0.40
2009-02-02	CAH	Cardinal Health	D	-2.89	0.70					
2009-02-02	PEP	Pepsico	D	-2.89	1.30					
2009-02-02	DHI	D.r. Horton	D	-2.93	0.10					
2009-02-02		Berkshire Hathaway B	D	-2.89	0.20	CINF	Cincinnati Financial	B	1.19	0.20
2009-02-02	MCK	Mckesson	D	-2.87	0.40					
2009-02-02	TWX	Time Warner	D	-2.91	1.70					
2009-02-02	AAP	Advance Auto Parts	D	-2.88	0.40					
2009-02-02	SNDK	Sandisk Corp	D	-2.94	0.10					
2009-02-02	AET	Aetna	D	-2.88	0.50					
2009-02-02	AXS	Axis Capital	D	-2.88	0.10					
2009-02-02	NTAP	Netapp	D	-2.91	0.40					
2009-02-02	ALXN	Alexion Pharmaceuticals	C	-1.87	0.10					
2009-02-02	AMP	Ameriprise Financial	D	-2.95	0.10					
2009-02-02	HON	Honeywell International	D	-2.92	0.60					
2009-02-02	ANF	Abercrombie & Fitch	D	-2.96	0.00					
2009-02-02	PRU	Prudential Financial	D	-2.95	0.20					
2009-02-02	COV	Covidien	D	-2.89	0.50					
2009-02-02	EXC	Exelon	D	-2.90	1.30					
2009-02-02	CVX	Chevron	D	-2.89	0.80	SUN	Sunoco	A	2.30	0.80
2009-02-02	HPQ	Hp	D	-2.88	2.70					
2009-02-02	TEL	Te Connectivity	D	-2.94	0.00					
2009-02-02	MDLZ	Mondelez International	D	-2.87	0.80					
2009-02-02	FOXA	Twenty-first Century Fox	D	-2.95	0.30					
2009-02-02	GOOGL	Alphabet	D	-2.90	2.20					
2009-02-02	BHGE	Baker Hughes, A Ge	D	-2.94	0.10					
2009-03-02	AAPL	Apple	D	-2.92	1.30					
2009-03-02	FLR	Fluor	D	-2.95	0.10					
2009-03-02	RCL	Royal Caribbean Cruises	D	-2.98	0.10					
2009-03-02	MET	Metlife	D	-2.96	0.30					
2009-03-02	FE	Firstenergy	D	-2.92	0.50					
2009-03-02	AFL	Aflac	D	-2.96	0.10					
2009-03-02	HES	Hess	D	-2.94	0.50					
2009-03-02	DVN	Devon Energy	D	-2.95	0.30					
2009-03-02	APA	Apache	D	-2.94	1.20					
2009-03-02	ARE	Alexandria Real Estate Equities	D	-2.95	0.00					
2009-03-02	APD	Air Products & Chemicals	D	-2.93	0.10					
2009-03-02	SPLS	Staples	D	-2.90	1.70					
2009-03-02	AXP	American Express	D	-2.96	0.20					
2009-03-02	BA	Boeing	D	-2.94	0.40					
2009-03-02	BAC	Bank Of America	D	-2.98	0.60					
2009-03-02	BAX	Baxter International	D	-2.88	0.00	CEPH	Cephalon	A	2.18	0.00
2009-03-02	BK	Bank Of New York Mellon	D	-2.93	0.60					

Date	Ticker	Name	R	SM	W (%)	Ticker	Name	R	SM	W (%)
2009-03-02	SAP	Sap Adr	D	-2.91	0.00					
2009-03-02	CAT	Caterpillar	D	-2.96	0.50					
2009-03-02	CCL	Carnival	D	-2.93	0.50					
2009-03-02	CELG	Celgene	D	-2.91	1.10					
2009-03-02	MON	Monsanto	D	-2.92	0.30					
2009-03-02	CSX	Csx	D	-2.94	0.70					
2009-03-02	COF	Capital One Financial	D	-2.97	0.10					
2009-03-02	CVS	Cvs Health	D	-2.90	1.20					
2009-03-02	DD	E.i. Du Pont De Nemours	D	-2.94	0.40					
2009-03-02	DE	Deere	D	-2.96	0.40					
2009-03-02	YUM	Yum Brands	D	-2.90	0.00	FDO	Family Dollar Stores	A	2.29	0.00
2009-03-02	DHR	Danaher	D	-2.91	0.50					
2009-03-02	DIS	Walt Disney	D	-2.92	1.40					
2009-03-02	RIG	Transocean	D	-2.94	0.10					
2009-03-02	DUK	Duke Energy	D	-2.88	0.20	PNW	Pinnacle West Capital	A	2.15	0.20
2009-03-02	ECL	Ecolab	D	-2.90	0.40	ROH	Rohm & Haas	A	2.20	0.40
2009-03-02	CME	Cme	D	-2.96	0.20					
2009-03-02	FCX	Freeport-mcmoran	D	-2.96	0.50					
2009-03-02	GE	General Electric	D	-2.97	0.50					
2009-03-02	STT	State Street	D	-2.95	0.40					
2009-03-02	GLW	Corning	D	-2.94	1.70					
2009-03-02	GATX	Gatx	D	-2.95	0.00					
2009-03-02	ZBH	Zimmer Biomet	D	-2.92	0.40					
2009-03-02	HAL	Halliburton	D	-2.95	0.60					
2009-03-02	CHK	Chesapeake Energy	D	-2.97	0.20					
2009-03-02	URBN	Urban Outfitters	D	-2.93	0.00					
2009-03-02	KMX	Carmax	D	-2.93	0.10					
2009-03-02	JCI	Johnson Controls	D	-2.95	0.80					
2009-03-02	AMTD	Td Ameritrade	D	-2.92	0.40					
2009-03-02	KBH	Kb Home	D	-2.94	0.20					
2009-03-02	KEY	Keycorp	D	-2.92	0.20					
2009-03-02	KLAC	Kla-tencor	D	-2.94	0.30					
2009-03-02	KO	Coca-cola	D	-2.90	2.00	ADM	Archer Daniels Midland	A	2.28	2.00
2009-03-02	LLY	Eli Lilly	D	-2.92	0.00					
2009-03-02	LRCX	Lam Research	D	-2.93	0.60					
2009-03-02	MDT	Medtronic	D	-2.92	0.40					
2009-03-02	MO	Altria	D	-2.90	1.10	TAP	Molson Coors Brewing	B	1.17	1.10
2009-03-02	MRK	Merck & Co	D	-2.94	1.30					
2009-03-02	MSFT	Microsoft	D	-2.92	3.10					
2009-03-02	NOC	Northrop Grumman	D	-2.93	0.20					
2009-03-02	NSC	Norfolk Southern	D	-2.93	2.60					
2009-03-02	NVLS	Novellus Systems	D	-2.93	0.10					
2009-03-02	ORCL	Oracle	D	-2.89	0.60	AKAM	Akamai Technologies	B	1.29	0.60
2009-03-02	OXY	Occidental Petroleum	D	-2.92	1.40					
2009-03-02	COP	Conocophillips	D	-2.94	0.10					
2009-03-02	PAYX	Paychex	D	-2.90	0.00					
2009-03-02	PCAR	Paccar	D	-2.93	0.60					
2009-03-02	CB	Chubb	D	-2.91	0.60					
2009-03-02	PFE	Pfizer	D	-2.90	2.30	DGX	Quest Diagnostics	A	2.17	2.30
2009-03-02	PG	Procter & Gamble	D	-2.89	2.60	PHM	Pultegroup	B	1.14	2.60
2009-03-02	PNC	Pnc Financial Services	D	-2.95	0.20					
2009-03-02	RL	Ralph Lauren	D	-2.93	0.10					
2009-03-02	INFY	Infosys Adr	D	-2.92	0.00					
2009-03-02	T	At&t	D	-2.91	1.90					
2009-03-02	SII	Smith International	D	-2.96	0.10					
2009-03-02	SLB	Schlumberger	D	-2.95	1.80					
2009-03-02	LSI	LSI	D	-2.95	0.00					
2009-03-02	SYY	Sysco	D	-2.90	1.60					
2009-03-02	SWY	Safeway Inc	D	-2.91	1.60					
2009-03-02	UTX	United Technologies	D	-2.91	1.70					
2009-03-02	VFC	Vf	D	-2.90	0.40	AZO	Autozone	A	2.20	0.40
2009-03-02	WFC	Wells Fargo	D	-2.95	1.30					

Date	Ticker	Name	R	SM	W (%)	Ticker	Name	R	SM	W (%)
2009-03-02	WMT	Wal-mart Stores	D	-2.87	1.60	APOL	Apollo Educat Grp	A	2.27	1.60
2009-03-02	X	United States Steel	D	-2.99	0.10					
2009-03-02	JNPR	Juniper Networks	D	-2.92	0.20					
2009-03-02	BBT	Bb&t	D	-2.93	0.10					
2009-03-02	XLNX	Xilinx	D	-2.90	0.60					
2009-03-02	S	Sprint Nextel	D	-2.98	0.20					
2009-03-02	CSCO	Cisco Systems	D	-2.91	3.40					
2009-03-02	NKE	Nike	D	-2.90	0.40					
2009-03-02	GS	Goldman Sachs International	D	-2.92	1.90					
2009-03-02	IGT	Game Technology PLC	D	-2.97	0.60					
2009-03-02	CMA	Comerica	D	-2.94	0.00					
2009-03-02	MRO	Marathon Oil	D	-2.94	0.20					
2009-03-02	QCOM	Qualcomm	D	-2.90	1.60					
2009-03-02	PX	Praxair	D	-2.91	1.90					
2009-03-02	EIX	Edison International	D	-2.92	0.40					
2009-03-02	CAH	Cardinal Health	D	-2.91	0.60					
2009-03-02	PEP	Pepsico	D	-2.89	1.20	HRB	H.& R.block	A	2.20	1.20
2009-03-02	SNDK	Sandisk Corp	D	-2.96	0.10					
2009-03-02	AXS	Axis Capital	D	-2.90	0.10					
2009-03-02	ALXN	Alexion Pharmaceuticals	C	-1.89	0.10	MYL	Mylan N.V.	B	1.34	0.10
2009-03-02	AMP	Ameriprise Financial	D	-2.96	0.10					
2009-03-02	XOM	Exxon Mobil	D	-2.87	4.80	SUN	Sunoco	A	2.21	4.80
2009-03-02	HON	Honeywell International	D	-2.93	0.50					
2009-03-02	ANF	Abercrombie & Fitch	D	-2.96	0.00					
2009-03-02	PRU	Prudential Financial	D	-2.97	0.10					
2009-03-02	COV	Covidien	D	-2.91	0.50					
2009-03-02	ACGL	Arch Capital	D	-2.88	0.10	NTRS	Northern Trust	B	1.24	0.10
2009-03-02	CVX	Chevron	D	-2.91	1.30					
2009-03-02	HPQ	Hp	D	-2.90	2.90	CSC	Computer Sciences	B	1.23	2.90
2009-03-02	TEL	Te Connectivity	D	-2.96	0.00					
2009-03-02	MDLZ	Mondelez International	D	-2.89	0.50	AN	Autonation	B	1.39	0.50
2009-04-01	FLR	Fluor	D	-2.94	0.10					
2009-04-01	ADBE	Adobe Systems	D	-2.92	0.10					
2009-04-01	RCL	Royal Caribbean Cruises	D	-2.97	0.00					
2009-04-01	MET	Metlife	D	-2.94	0.40					
2009-04-01	FE	Firstenergy	D	-2.92	0.20					
2009-04-01	AEP	American Electric Power	D	-2.87	0.50	PNW	Pinnacle West Capital	A	2.16	0.50
2009-04-01	AFL	Aflac	D	-2.95	0.10					
2009-04-01	ROK	Rockwell Automation	D	-2.95	0.20					
2009-04-01	DVN	Devon Energy	D	-2.94	0.50					
2009-04-01	APA	Apache	D	-2.92	1.30					
2009-04-01	ARE	Alexandria Real Estate Equities	D	-2.95	0.00					
2009-04-01	AXP	American Express	D	-2.95	0.30					
2009-04-01	BA	Boeing	D	-2.93	0.40					
2009-04-01	BAC	Bank Of America	D	-2.97	0.90					
2009-04-01	BAX	Baxter International	D	-2.88	0.00	MYL	Mylan N.V.	A	2.39	0.00
2009-04-01	BK	Bank Of New York Mellon	D	-2.91	0.90					
2009-04-01	SAP	Sap Adr	D	-2.90	0.00	JAVA	Sun Microsystems	B	1.47	0.00
2009-04-01	CAT	Caterpillar	D	-2.94	0.70					
2009-04-01	CCL	Carnival	D	-2.91	0.50					
2009-04-01	CELG	Celgene	D	-2.92	0.60					
2009-04-01	EQR	Equity Residential	D	-2.94	0.00					
2009-04-01	CSX	Csx	D	-2.94	0.60					
2009-04-01	COF	Capital One Financial	D	-2.96	0.10					
2009-04-01	CVS	Cvs Health	D	-2.89	1.00	DRI	Darden Restaurants	A	2.43	1.00
2009-04-01	DD	E.i. Du Pont De Nemours	D	-2.92	0.40					
2009-04-01	DE	Deere	D	-2.94	0.60					

Date	Ticker	Name	R	SM	W (%)	Ticker	Name	R	SM	W (%)
2009-04-01	YUM	Yum Brands	D	-2.89	0.00	FDO	Family Dollar Stores	A	2.35	0.00
2009-04-01	DIS	Walt Disney	D	-2.91	1.30					
2009-04-01	RIG	Transocean	D	-2.94	0.10					
2009-04-01	ECL	Ecolab	D	-2.88	0.00	NEM	Newmont Mining	A	2.37	0.00
2009-04-01	EMR	Emerson Electric	D	-2.92	0.30					
2009-04-01	GE	General Electric	D	-2.96	0.50					
2009-04-01	STT	State Street	D	-2.93	0.40					
2009-04-01	GATX	Gatx	D	-2.93	0.00					
2009-04-01	ZBH	Zimmer Biomet	D	-2.92	0.50					
2009-04-01	HAL	Halliburton	D	-2.95	0.80					
2009-04-01	URBN	Urban Outfitters	D	-2.93	0.00					
2009-04-01	JCI	Johnson Controls	D	-2.93	1.00					
2009-04-01	AMTD	Td Ameritrade	D	-2.90	0.40					
2009-04-01	KBH	Kb Home	D	-2.91	0.40					
2009-04-01	KEY	Keycorp	D	-2.90	0.20	NTRS	Northern Trust	B	1.28	0.20
2009-04-01	KLAC	Kla-tencor	D	-2.93	0.30					
2009-04-01	KO	Coca-cola	D	-2.89	2.00	ADM	Archer Daniels Midland	A	2.31	2.00
2009-04-01	MDT	Medtronic	D	-2.91	0.40					
2009-04-01	MRK	Merck & Co	D	-2.93	1.90					
2009-04-01	MSFT	Microsoft	D	-2.90	3.50	MU	Micron Technology	B	1.41	3.50
2009-04-01	NOC	Northrop Grumman	D	-2.91	0.20					
2009-04-01	NSC	Norfolk Southern	D	-2.92	2.40					
2009-04-01	OXY	Occidental Petroleum	D	-2.90	1.20					
2009-04-01	COP	Conocophillips	D	-2.93	0.90					
2009-04-01	PAYX	Paychex	D	-2.88	0.20	CVG	Convergys	B	1.34	0.20
2009-04-01	PCAR	Paccar	D	-2.92	0.60					
2009-04-01	CB	Chubb	D	-2.90	0.70	FHN	First Horizon National	B	1.24	0.70
2009-04-01	PFE	Pfizer	D	-2.88	2.40	AGN	Allergan	B	1.27	2.40
2009-04-01	PG	Procter & Gamble	D	-2.89	2.30	TSN	Tyson Foods	B	1.37	2.30
2009-04-01	PNC	Pnc Financial Services	D	-2.94	0.20					
2009-04-01	RL	Ralph Lauren	D	-2.91	0.10					
2009-04-01	T	At&t	D	-2.89	1.80	QWST	Qwest Communications	B	1.29	1.80
2009-04-01	SII	Smith International	D	-2.96	0.10					
2009-04-01	SLB	Schlumberger	D	-2.94	1.50					
2009-04-01	LSI	LSI	D	-2.93	0.20					
2009-04-01	SWY	Safeway Inc	D	-2.89	1.50	AZO	Autozone	A	2.24	1.50
2009-04-01	UTX	United Technologies	D	-2.90	1.70					
2009-04-01	WFC	Wells Fargo	D	-2.94	1.40					
2009-04-01	WMT	Wal-mart Stores	D	-2.86	1.50	AN	Autonation	B	1.55	1.50
2009-04-01	JNPR	Juniper Networks	D	-2.90	0.60					
2009-04-01	BBT	Bb&t	D	-2.93	0.10					
2009-04-01	EOG	Eog Resources	D	-2.93	0.10					
2009-04-01	CSCO	Cisco Systems	D	-2.89	3.20	AKAM	Akamai Technologies	B	1.36	3.20
2009-04-01	NKE	Nike	D	-2.88	0.40	HRL	Hormel Foods	B	1.21	0.40
2009-04-01	IGT	International Game Technology PLC	D	-2.97	0.60					
2009-04-01	CMA	Comerica	D	-2.92	0.00					
2009-04-01	PX	Praxair	D	-2.88	1.80	ROH	Rohm & Haas	A	2.29	1.80
2009-04-01	EIX	Edison International	D	-2.91	0.40					
2009-04-01	CAH	Cardinal Health	D	-2.91	0.50					
2009-04-01	PEP	Pepsico	D	-2.88	1.30	CAG	Conagra Brands	B	1.20	1.30
2009-04-01	AXS	Axis Capital	D	-2.89	0.10	MCO	Moody's	B	1.23	0.10
2009-04-01	AMP	Ameriprise Financial	D	-2.95	0.10					
2009-04-01	XOM	Exxon Mobil	D	-2.86	4.30	SUN	Sunoco	A	2.18	4.30
2009-04-01	HON	Honeywell International	D	-2.92	0.20					
2009-04-01	PRU	Prudential Financial	D	-2.96	0.30					
2009-04-01	COV	Covidien	D	-2.90	0.50					
2009-04-01	VZ	Verizon Communications	D	-2.85	1.50	EQ	Embarq	B	1.25	1.50
2009-04-01	ACGL	Arch Capital	D	-2.87	0.00	MA	Mastercard	B	1.22	0.00

Date	Ticker	Name	R	SM	W (%)	Ticker	Name	R	SM	W (%)
2009-04-01	PM	Philip Morris International	D	-2.89	0.70	HSY	The Hershey	B	1.19	0.70
2009-04-01	CVX	Chevron	D	-2.89	1.70	TSO	Tesoro	B	1.33	1.70
2009-04-01	HPQ	Hp	D	-2.88	3.70	NVDA	Nvidia	B	1.29	3.70
2009-04-01	MDLZ	Mondelez International	D	-2.89	0.30	PHM	Pultegroup	B	1.19	0.30
2009-05-01	AMB	Prologis	D	-2.95	0.10					
2009-05-01	ABT	Abbott Laboratories	D	-2.88	1.80	MYL	Mylan N.V.	A	2.38	1.80
2009-05-01	CPT	Camden Property Trust	D	-2.92	0.00					
2009-05-01	FLR	Fluor	D	-2.94	0.10					
2009-05-01	MET	Metlife	D	-2.93	0.30					
2009-05-01	FE	Firstenergy	D	-2.92	0.20					
2009-05-01	AEP	American Electric Power	D	-2.86	0.40	CMS	Cms Energy	A	2.23	0.40
2009-05-01	AFL	Aflac	D	-2.92	0.10					
2009-05-01	DVN	Devon Energy	D	-2.93	0.80					
2009-05-01	APA	Apache	D	-2.91	1.40					
2009-05-01	ARE	Alexandria Real Estate Equities	D	-2.95	0.00					
2009-05-01	BA	Boeing	D	-2.92	0.30					
2009-05-01	BAC	Bank Of America	D	-2.96	1.00					
2009-05-01	BAX	Baxter International	D	-2.89	0.60	LIFE	Life Technologies	A	2.29	0.60
2009-05-01	BCR	C R Bard	D	-2.86	0.10	AGN	Allergan	A	2.25	0.10
2009-05-01	SAP	Sap Adr	D	-2.89	0.00	JAVA	Sun Microsystems	A	2.54	0.00
2009-05-01	CAT	Caterpillar	D	-2.93	0.60					
2009-05-01	CELG	Celgene	D	-2.91	0.60					
2009-05-01	CSX	Csx	D	-2.93	0.60					
2009-05-01	COF	Capital One Financial	D	-2.95	0.20					
2009-05-01	DE	Deere	D	-2.92	0.70					
2009-05-01	DIS	Walt Disney	D	-2.89	1.40	AN	Autonation	A	2.69	1.40
2009-05-01	DOW	Dow Chemical	D	-2.93	0.60					
2009-05-01	ED	Consolidated Edison	D	-2.84	0.40	SRE	Sempra Energy	A	2.21	0.40
2009-05-01	EMR	Emerson Electric	D	-2.90	0.30	GR	Goodrich	A	2.28	0.30
2009-05-01	GE	General Electric	D	-2.94	0.60					
2009-05-01	STT	State Street	D	-2.92	0.60					
2009-05-01	GATX	Gatx	D	-2.91	0.00					
2009-05-01	HAL	Halliburton	D	-2.94	1.00					
2009-05-01	HCN	Welltower	D	-2.90	0.20	IRM	Iron Mountain	A	2.28	0.20
2009-05-01	AMTD	Td Ameritrade	D	-2.89	0.30	FHN	First Horizon National	A	2.24	0.30
2009-05-01	JNJ	Johnson & Johnson	D	-2.88	0.40	BIIB	Biogen	A	2.20	0.40
2009-05-01	KLAC	Kla-tencor	D	-2.90	0.30					
2009-05-01	KO	Coca-cola	D	-2.89	1.70	F	Ford Motor	A	2.75	1.70
2009-05-01	MRK	Merck & Co	D	-2.93	1.70					
2009-05-01	NOC	Northrop Grumman	D	-2.90	0.20					
2009-05-01	NSC	Norfolk Southern	D	-2.92	1.80					
2009-05-01	OXY	Occidental Petroleum	D	-2.90	1.60					
2009-05-01	COP	Conocophillips	D	-2.93	0.90					
2009-05-01	PEG	Public Service Enterprise	D	-2.84	0.40	NI	Nisource	B	1.24	0.40
2009-05-01	PFE	Pfizer	D	-2.88	1.70	DGX	Quest Diagnostics	A	2.19	1.70
2009-05-01	PG	Procter & Gamble	D	-2.89	2.20	GT	Goodyear Tire & Rubber	B	1.54	2.20
2009-05-01	PNC	Pnc Financial Services	D	-2.92	0.20					
2009-05-01	T	At&t	D	-2.89	1.70	QWST	Qwest Communications	A	2.31	1.70
2009-05-01	SII	Smith International	D	-2.95	0.10					
2009-05-01	SVU	Supervalu	D	-2.85	0.10	DRI	Darden Restaurants	A	2.44	0.10
2009-05-01	SYY	Sysco	D	-2.83	1.20	WFM	Whole Foods Market	A	2.43	1.20
2009-05-01	SWY	Safeway Inc	D	-2.90	1.20					
2009-05-01	UNP	Union Pacific	D	-2.90	0.40					
2009-05-01	UTX	United Technologies	D	-2.89	1.70		Fidelity National Information Services	A	2.24	1.70

Date	Ticker	Name	R	SM	W (%)	Ticker	Name	R	SM	W (%)
2009-05-01	WFC	Wells Fargo	D	-2.92	1.30					
2009-05-01	WMT	Wal-mart Stores	D	-2.87	2.10	BBY	Best Buy	A	2.36	2.10
2009-05-01	BBT	Bb&t	D	-2.90	0.10					
2009-05-01	EOG	Eog Resources	D	-2.92	0.10					
2009-05-01	ETR	Entergy	D	-2.91	0.20					
2009-05-01	IGT	International Game Technology PLC	D	-2.96	0.60					
2009-05-01	UNH	Unitedhealth	D	-2.87	0.10	THC	Tenet Healthcare	B	1.44	0.10
2009-05-01	KIM	Kimco Realty	D	-2.96	0.10					
2009-05-01	EIX	Edison International	D	-2.91	0.30					
2009-05-01	CAH	Cardinal Health	D	-2.90	0.50	FDO	Family Dollar Stores	A	2.34	0.50
2009-05-01	PEP	Pepsico	D	-2.89	1.10	HOG	Harley-davidson	B	1.44	1.10
2009-05-01	BMJ	Bristol-myers Squibb	D	-2.85	0.30	ISRG	Intuitive Surgical	B	1.28	0.30
2009-05-01	MCK	Mckesson	D	-2.86	0.20	BBBY	Bed Bath & Beyond	A	2.27	0.20
2009-05-01	AET	Aetna	D	-2.88	0.30	HSP	Hospira	B	1.25	0.30
2009-05-01	AXS	Axis Capital	D	-2.89	0.10	MA	Mastercard	A	2.24	0.10
2009-05-01	ALXN	Alexion Pharmaceuticals	C	-1.86	0.00	ESRX	Express Scripts Holding	B	1.24	0.00
2009-05-01	XOM	Exxon Mobil	D	-2.86	3.90	DNR	Denbury Resources	A	2.50	3.90
2009-05-01	HON	Honeywell International	D	-2.92	0.00					
2009-05-01	PRU	Prudential Financial	D	-2.95	0.30					
2009-05-01	COV	Covidien	D	-2.90	0.40					
2009-05-01	ACGL	Arch Capital	D	-2.87	0.00	PBCT	People's United Financial	A	2.15	0.00
2009-05-01	PM	Philip Morris International	D	-2.89	0.60	TSN	Tyson Foods	B	1.40	0.60
2009-05-01	EXC	Exelon	D	-2.86	0.60	XEL	Xcel Energy	B	1.17	0.60
2009-05-01	ADP	Automatic Data Processing	D	-2.85	0.20	CTAS	Cintas	A	2.24	0.20
2009-05-01	CVX	Chevron	D	-2.89	1.40	TSO	Tesoro	A	2.39	1.40
2009-05-01	HPQ	Hp	D	-2.87	3.70	MU	Micron Technology	A	2.48	3.70
2009-05-01	MDLZ	Mondelez International	D	-2.89	0.30	NWL	Newell Brands	B	1.40	0.30
2009-06-01	ABT	Abbott Laboratories	D	-2.87	1.80	CI	Cigna	A	2.44	1.80
2009-06-01	FE	Firstenergy	D	-2.92	0.20					
2009-06-01	AEP	American Electric Power	D	-2.86	0.20	AES	Aes	A	2.36	0.20
2009-06-01	AMGN	Amgen	D	-2.87	0.20	MYL	Mylan N.V.	A	2.39	0.20
2009-06-01	ARE	Alexandria Real Estate Equities	D	-2.94	0.00					
2009-06-01	BAX	Baxter International	D	-2.88	0.60	CVH	Coventry Health Care	A	2.38	0.60
2009-06-01	BCR	C R Bard	D	-2.86	0.10	LIFE	Life Technologies	A	2.31	0.10
2009-06-01	CELG	Celgene	D	-2.91	0.60					
2009-06-01	GIS	General Mills	D	-2.88	0.70	F	Ford Motor	A	2.81	0.70
2009-06-01	HCN	Welltower	D	-2.89	0.20	GNW	Genworth Financial	A	3.00	0.20
2009-06-01	JNJ	Johnson & Johnson	D	-2.87	0.40	HSP	Hospira	A	2.27	0.40
2009-06-01	MRK	Merck & Co	D	-2.92	1.60					
2009-06-01	NSC	Norfolk Southern	D	-2.91	1.30					
2009-06-01	COP	Conocophillips	D	-2.92	0.70					
2009-06-01	PFE	Pfizer	D	-2.87	1.50	AGN	Allergan	A	2.25	1.50
2009-06-01	PG	Procter & Gamble	D	-2.88	2.10	GT	Goodyear Tire & Rubber	A	2.58	2.10
2009-06-01	T	At&t	D	-2.90	1.40	QWST	Qwest Communications	A	2.33	1.40
2009-06-01	SO	Southern	D	-2.87	0.00	CMS	Cms Energy	A	2.22	0.00
2009-06-01	SYI	Sysco	D	-2.83	1.00	WYN	Wyndham Worldwide	A	2.71	1.00
2009-06-01	SWY	Safeway Inc	D	-2.89	1.40	AN	Autonation	A	2.67	1.40
2009-06-01	WMT	Wal-mart Stores	D	-2.87	2.00	JWN	Nordstrom	A	2.48	2.00
2009-06-01	ETR	Entergy	D	-2.90	0.20	SRE	Sempra Energy	A	2.21	0.20
2009-06-01	GILD	Gilead Sciences	D	-2.86	0.90	ESRX	Express Scripts Holding	A	2.24	0.90
2009-06-01	KIM	Kimco Realty	D	-2.95	0.10					
2009-06-01	EIX	Edison International	D	-2.91	0.30					

Date	Ticker	Name	R	SM	W (%)	Ticker	Name	R	SM	W (%)
2009-06-01	CAH	Cardinal Health	D	-2.89	0.50	EXPE	Expedia	A	2.48	0.50
2009-06-01	PEP	Pepsico	D	-2.88	0.90	TSN	Tyson Foods	A	2.50	0.90
2009-06-01	BMJ	Bristol-myers Squibb	D	-2.85	0.30	MIL	Millipore	A	2.24	0.30
2009-06-01	MCK	Mckesson	D	-2.84	0.20	DRI	Darden Restaurants	A	2.46	0.20
2009-06-01	TWX	Time Warner	D	-2.92	1.60	BIIB	Biogen	A	2.22	0.30
2009-06-01	AET	Aetna	D	-2.85	0.30	AXP	American Express	A	2.42	0.10
2009-06-01	AXS	Axis Capital	D	-2.89	0.10	WAT	Waters	A	2.21	0.00
2009-06-01	ALXN	Alexion Pharmaceuticals	D	-2.85	0.00	DNR	Denbury Resources	A	2.54	4.70
2009-06-01	XOM	Exxon Mobil	D	-2.86	4.70	CCE	Coca-Cola Enterprises	A	2.37	0.40
2009-06-01	COV	Covidien	D	-2.89	0.40	UNM	Unum	A	2.36	0.00
2009-06-01	ACGL	Arch Capital	D	-2.86	0.00	DYNIQ	Dynegy	B	1.37	0.60
2009-06-01	EXC	Exelon	D	-2.86	0.60	TSO	Tesoro	A	2.43	0.80
2009-06-01	CVX	Chevron	D	-2.89	0.80	JAVA	Sun Microsystems	A	2.54	3.20
2009-06-01	HPQ	Hp	D	-2.87	3.20	THC	Tenet Healthcare	A	2.53	2.30
2009-07-01	ABT	Abbott Laboratories	D	-2.86	2.30	FE	Firstenergy	D	-2.92	0.20
2009-07-01	FE	Firstenergy	D	-2.92	0.20	ARE	Alexandria Real Estate Equities	D	-2.95	0.00
2009-07-01	ARE	Alexandria Real Estate Equities	D	-2.95	0.00	BCR	C R Bard	D	-2.86	0.10
2009-07-01	BCR	C R Bard	D	-2.86	0.10	CELG	Celgene	D	-2.90	0.70
2009-07-01	CELG	Celgene	D	-2.90	0.70	RNR	Renaissancere	C	-1.84	0.70
2009-07-01	RNR	Renaissancere	C	-1.84	0.70	JNJ	Johnson & Johnson	D	-2.87	0.40
2009-07-01	JNJ	Johnson & Johnson	D	-2.87	0.40	KEY	Keycorp	D	-2.91	0.10
2009-07-01	KEY	Keycorp	D	-2.91	0.10	PCG	Pg&e	C	-1.83	0.70
2009-07-01	PCG	Pg&e	C	-1.83	0.70	T	At&t	D	-2.90	1.60
2009-07-01	T	At&t	D	-2.90	1.60	SYU	Sysco	D	-2.84	0.90
2009-07-01	SYU	Sysco	D	-2.84	0.90	SWY	Safeway Inc	D	-2.90	1.00
2009-07-01	SWY	Safeway Inc	D	-2.90	1.00	WMT	Wal-mart Stores	D	-2.84	1.60
2009-07-01	WMT	Wal-mart Stores	D	-2.84	1.60	KIM	Kimco Realty	D	-2.96	0.10
2009-07-01	KIM	Kimco Realty	D	-2.96	0.10	CAH	Cardinal Health	D	-2.91	0.30
2009-07-01	CAH	Cardinal Health	D	-2.91	0.30	BMJ	Bristol-myers Squibb	D	-2.84	0.40
2009-07-01	BMJ	Bristol-myers Squibb	D	-2.84	0.40	TWX	Time Warner	D	-2.92	1.80
2009-07-01	TWX	Time Warner	D	-2.92	1.80	ABT	Abbott Laboratories	D	-2.87	2.00
2009-08-03	ABT	Abbott Laboratories	D	-2.87	2.00	FE	Firstenergy	D	-2.92	0.20
2009-08-03	FE	Firstenergy	D	-2.92	0.20	ARE	Alexandria Real Estate Equities	D	-2.94	0.00
2009-08-03	ARE	Alexandria Real Estate Equities	D	-2.94	0.00	BCR	C R Bard	D	-2.86	0.10
2009-08-03	BCR	C R Bard	D	-2.86	0.10	BK	Bank Of New York Mellon	C	-1.84	0.90
2009-08-03	BK	Bank Of New York Mellon	C	-1.84	0.90	JNJ	Johnson & Johnson	D	-2.86	0.40
2009-08-03	JNJ	Johnson & Johnson	D	-2.86	0.40	KBH	Kb Home	C	-1.83	0.40
2009-08-03	KBH	Kb Home	C	-1.83	0.40	KEY	Keycorp	D	-2.88	0.10
2009-08-03	KEY	Keycorp	D	-2.88	0.10	SYU	Sysco	D	-2.83	0.80
2009-08-03	SYU	Sysco	D	-2.83	0.80	SWY	Safeway Inc	D	-2.90	0.80
2009-08-03	SWY	Safeway Inc	D	-2.90	0.80	VFC	Vf	C	-1.82	0.40
2009-08-03	VFC	Vf	C	-1.82	0.40	WMT	Wal-mart Stores	D	-2.84	1.50
2009-08-03	WMT	Wal-mart Stores	D	-2.84	1.50	KIM	Kimco Realty	D	-2.96	0.10
2009-08-03	KIM	Kimco Realty	D	-2.96	0.10	CAH	Cardinal Health	D	-2.90	0.30
2009-08-03	CAH	Cardinal Health	D	-2.90	0.30	BK	Bank Of New York Mellon	C	-1.84	0.90
2009-09-01	BK	Bank Of New York Mellon	C	-1.84	0.90	KBH	Kb Home	C	-1.83	0.30
2009-09-01	KBH	Kb Home	C	-1.83	0.30	KEY	Keycorp	D	-2.89	0.10
2009-09-01	KEY	Keycorp	D	-2.89	0.10	KR	Kroger	D	-2.84	0.00
2009-09-01	KR	Kroger	D	-2.84	0.00	SVU	Supervalu	D	-2.87	0.10
2009-09-01	SVU	Supervalu	D	-2.87	0.10	SWY	Safeway Inc	D	-2.90	0.80
2009-09-01	SWY	Safeway Inc	D	-2.90	0.80	TCB	Tcf Financial	C	-1.86	0.00
2009-09-01	TCB	Tcf Financial	C	-1.86	0.00	CCE	Coca-Cola Enterprises	A	2.43	0.00

Date	Ticker	Name	R	SM	W (%)	Ticker	Name	R	SM	W (%)
2009-09-01	S	Sprint Nextel	C	-1.89	0.40	QWST	Qwest Communications	A	2.27	0.40
2009-09-01	KIM	Kimco Realty	D	-2.95	0.10					
2009-09-01	XOM	Exxon Mobil	D	-2.85	3.10	DNR	Denbury Resources	A	2.43	3.10
2009-10-01	MON	Monsanto	C	-1.86	0.20	F	Ford Motor	A	2.92	0.20
2009-10-01	KR	Kroger	D	-2.85	0.30	WYN	Wyndham Worldwide	A	2.89	0.30
2009-10-01	SWY	Safeway Inc	D	-2.90	0.40					
2009-10-01	S	Sprint Nextel	C	-1.89	0.40	QWST	Qwest Communications	A	2.28	0.40
2009-10-01	XOM	Exxon Mobil	D	-2.85	3.10	PXD	Pioneer Natural Resources	A	2.48	3.10
2009-11-02	FLR	Fluor	C	-1.87	0.10	JBL	Jabil Circuit	A	2.72	0.10
2009-11-02	AMGN	Amgen	C	-1.86	0.30	THC	Tenet Healthcare	A	2.98	0.30
2009-11-02	MON	Monsanto	C	-1.88	0.00	F	Ford Motor	A	3.00	0.00
2009-11-02	NEE	Nextera Energy	C	-1.86	0.40	AES	Aes	A	2.45	0.40
2009-11-02	PEG	Public Service Enterprise	C	-1.85	0.30	CEG	Constellation Energy	A	2.34	0.30
2009-11-02	TOL	Toll Brothers	C	-1.87	0.10	HAR	Harman Ind Inc	A	2.65	0.10
2009-11-02	S	Sprint Nextel	C	-1.91	0.30	QWST	Qwest Communications	A	2.27	0.30
2009-11-02	QCOM	Qualcomm	C	-1.86	1.20	MU	Micron Technology	A	2.65	1.20
2009-11-02	GILD	Gilead Sciences	D	-2.85	0.80	ISRG	Intuitive Surgical	A	2.48	0.80
2009-11-02	VZ	Verizon Communications	D	-2.84	1.60	FTR	Frontier Communications	A	2.22	1.60
2009-11-02	EXC	Exelon	C	-1.85	0.30	TEG	Integrays Energy	A	2.29	0.30
2009-12-01	FLR	Fluor	C	-1.88	0.10	JBL	Jabil Circuit	A	2.70	0.10
2009-12-01	AMGN	Amgen	C	-1.85	0.40	THC	Tenet Healthcare	A	2.88	0.40
2009-12-01	AON	Aon	C	-1.85	0.20	FITB	Fifth Third Bancorp	A	3.00	0.20
2009-12-01	BK	Bank Of New York Mellon	C	-1.85	0.60	HIG	The Hartford Financial Services	A	3.00	0.60
2009-12-01	MON	Monsanto	C	-1.85	0.00	F	Ford Motor	A	3.00	0.00
2009-12-01	NEE	Nextera Energy	C	-1.85	0.40	AES	Aes	A	2.45	0.40
2009-12-01	KBH	Kb Home	C	-1.89	0.10	GT	Goodyear Tire & Rubber	A	2.67	0.10
2009-12-01	LOW	Lowe's Companies	C	-1.84	0.20	WYN	Wyndham Worldwide	A	3.00	0.20
2009-12-01	ISIL	Intersil	C	-1.86	0.20	MU	Micron Technology	A	2.77	0.20
2009-12-01	PEG	Public Service Enterprise	C	-1.84	0.30	CEG	Constellation Energy	A	2.35	0.30
2009-12-01	TOL	Toll Brothers	C	-1.86	0.10	WHR	Whirlpool	A	2.66	0.10
2009-12-01	BSX	Boston Scientific	C	-1.88	0.10	ISRG	Intuitive Surgical	A	2.56	0.10
2009-12-01	TCB	Tcf Financial	D	-2.86	0.00	CCE	Coca-Cola Enterprises	A	2.43	0.00
2009-12-01	S	Sprint Nextel	C	-1.89	0.40	QWST	Qwest Communications	A	2.29	0.40
2009-12-01	QCOM	Qualcomm	C	-1.84	1.20	AMD	Advanced Micro Devices	A	2.67	1.20
2009-12-01	NDAQ	Nasdaq	D	-2.86	0.20	GNW	Genworth Financial	A	3.00	0.20
2009-12-01	EXC	Exelon	C	-1.84	0.30	TEG	Integrays Energy	A	2.33	0.30
2010-01-01	FLR	Fluor	C	-1.87	0.10	JBL	Jabil Circuit	A	2.92	0.10
2010-01-01	AMGN	Amgen	C	-1.85	0.30	THC	Tenet Healthcare	A	3.00	0.30
2010-01-01	AON	Aon	C	-1.85	0.10	FITB	Fifth Third Bancorp	A	3.00	0.10
2010-01-01	BK	Bank Of New York Mellon	C	-1.85	0.40	SCN	Prologis	A	3.00	0.40
2010-01-01	NEE	Nextera Energy	C	-1.85	0.40	AES	Aes	A	2.45	0.40
2010-01-01	KBH	Kb Home	C	-1.89	0.10	F	Ford Motor	A	3.00	0.10
2010-01-01	KR	Kroger	D	-2.86	0.40	WYN	Wyndham Worldwide	A	3.00	0.40
2010-01-01	ISIL	Intersil	C	-1.85	0.40	MU	Micron Technology	A	3.00	0.40
2010-01-01	TOL	Toll Brothers	C	-1.86	0.10	WHR	Whirlpool	A	2.69	0.10
2010-01-01	BSX	Boston Scientific	C	-1.87	0.10	ISRG	Intuitive Surgical	A	2.59	0.10
2010-01-01	S	Sprint Nextel	C	-1.89	0.40	QWST	Qwest Communications	A	2.32	0.40
2010-01-01	NDAQ	Nasdaq	D	-2.84	0.20	HIG	The Hartford Financial Services	A	3.00	0.20
2010-01-01	EXC	Exelon	C	-1.84	0.30	CEG	Constellation Energy	A	2.38	0.30
2010-02-01	FLR	Fluor	C	-1.87	0.10	JBL	Jabil Circuit	A	2.81	0.10
2010-02-01	AMGN	Amgen	C	-1.84	0.20	THC	Tenet Healthcare	A	3.00	0.20
2010-02-01	AON	Aon	C	-1.85	0.10	HIG	The Hartford Financial Services	A	3.00	0.10

Date	Ticker	Name	R	SM	W (%)	Ticker	Name	R	SM	W (%)
2010-02-01	NEE	Nextera Energy	C	-1.86	0.50	AES	Aes	A	2.44	0.50
2010-02-01	MS	Morgan Stanley	C	-1.87	0.90	GNW	Genworth Financial	A	3.00	0.90
2010-02-01	AMTD	Td Ameritrade	C	-1.86	0.20	SCN	Prologis	A	2.95	0.20
2010-02-01	KBH	Kb Home	C	-1.88	0.10	F	Ford Motor	A	3.00	0.10
2010-02-01	KR	Kroger	D	-2.85	0.40	WYN	Wyndham Worldwide	A	3.00	0.40
2010-02-01	CB	Chubb	C	-1.85	0.50	LNC	Lincoln National	A	2.83	0.50
2010-02-01	TOL	Toll Brothers	C	-1.87	0.10	WHR	Whirlpool	A	2.65	0.10
2010-02-01	JNPR	Juniper Networks	C	-1.85	0.60	MU	Micron Technology	A	2.90	0.60
2010-02-01	S	Sprint Nextel	C	-1.90	0.50	QWST	Qwest Communications	A	2.32	0.50
2010-02-01	PX	Praxair	C	-1.85	0.60	IP	International Paper	A	2.97	0.60
2010-02-01	UP-LMQ	Ultra Petroleum	C	-1.86	0.10	PXD	Pioneer Natural Resources	A	2.63	0.10
2010-02-01	KSS	Kohl's	C	-1.86	0.40	JWN	Nordstrom	A	2.75	0.40
2010-02-01	NDAQ	Nasdaq	D	-2.85	0.20	HBAN	Huntington Bancshares	A	2.80	0.20
2010-02-01	PM	Philip Morris International	C	-1.85	1.70	GT	Goodyear Tire & Rubber	A	2.64	1.70
2010-03-01	APOL	Apollo Educat Grp	D	-2.84	0.10	WYN	Wyndham Worldwide	A	3.00	0.10
2010-03-01	AON	Aon	C	-1.84	0.10	HIG	The Hartford Financial Services International	A	3.00	0.10
2010-03-01	APD	Air Products & Chemicals	C	-1.86	0.10	IP	International Paper	A	2.99	0.10
2010-03-01	NEE	Nextera Energy	C	-1.87	0.50	CEG	Constellation Energy	A	2.38	0.50
2010-03-01	MS	Morgan Stanley	C	-1.87	0.90	GNW	Genworth Financial	A	3.00	0.90
2010-03-01	AMTD	Td Ameritrade	C	-1.86	0.20	SCN	Prologis	A	2.94	0.20
2010-03-01	PCAR	Paccar	C	-1.85	1.00	JBL	Jabil Circuit	A	2.82	1.00
2010-03-01	CB	Chubb	C	-1.85	0.50	LNC	Lincoln National	A	2.85	0.50
2010-03-01	TOL	Toll Brothers	C	-1.86	0.10	F	Ford Motor	A	3.00	0.10
2010-03-01	S	Sprint Nextel	D	-2.90	0.50	QWST	Qwest Communications	A	2.35	0.50
2010-03-01	PX	Praxair	C	-1.85	0.50	CLF	Cliffs Natural Resources	A	2.82	0.50
2010-03-01	UP-LMQ	Ultra Petroleum	C	-1.86	0.10	PXD	Pioneer Natural Resources	A	2.65	0.10
2010-03-01	KSS	Kohl's	C	-1.85	0.40	PCLN	The Priceline	A	2.84	0.40
2010-03-01	EIX	Edison International	C	-1.85	0.40	AES	Aes	A	2.38	0.40
2010-03-01	NDAQ	Nasdaq	D	-2.85	0.40	HBAN	Huntington Bancshares	A	2.78	0.40
2010-03-01	XOM	Exxon Mobil	D	-2.86	3.10	FTI	Fmc Technologies	A	2.47	3.10
2010-03-01	VZ	Verizon Communications	C	-1.86	1.50	FTR	Frontier Communications	A	2.24	1.50
2010-03-01	PM	Philip Morris International	C	-1.84	1.60	HAR	Harman Ind Inc	A	2.77	1.60
2010-04-01	DVN	Devon Energy	C	-1.86	0.20	PXD	Pioneer Natural Resources	A	2.81	0.20
2010-04-01	MON	Monsanto	D	-2.86	0.00	F	Ford Motor	A	3.00	0.00
2010-04-01	NEE	Nextera Energy	D	-2.86	0.60	OKE	Oneok	A	2.43	0.60
2010-04-01	GATX	Gatx	C	-1.84	0.10	JBL	Jabil Circuit	A	2.86	0.10
2010-04-01	MS	Morgan Stanley	C	-1.86	0.60	LNC	Lincoln National	A	3.00	0.60
2010-04-01	AMTD	Td Ameritrade	C	-1.85	0.20	HIG	The Hartford Financial Services	A	3.00	0.20
2010-04-01	PFE	Pfizer	C	-1.86	1.00	THC	Tenet Healthcare	A	3.00	1.00
2010-04-01	SWN	Southwestern Energy	C	-1.87	0.10	FTI	Fmc Technologies	A	2.54	0.10
2010-04-01	BSX	Boston Scientific	D	-2.90	0.00	CI	Cigna	A	2.70	0.00
2010-04-01	QCOM	Qualcomm	D	-2.86	1.30	MU	Micron Technology	A	3.00	1.30
2010-04-01	UP-LMQ	Ultra Petroleum	C	-1.86	0.20	CAM	Cameron International Corp.	A	2.44	0.20
2010-04-01	EIX	Edison International	C	-1.84	0.30	TEG	Integrys Energy	A	2.40	0.30
2010-04-01	XOM	Exxon Mobil	D	-2.85	3.10	BJS	BJ Services Co	A	2.42	3.10
2010-04-01	EXC	Exelon	D	-2.85	0.20	CEG	Constellation Energy	A	2.39	0.20
2010-05-03	ABT	Abbott Laboratories	C	-1.85	2.30	THC	Tenet Healthcare	A	3.00	2.30
2010-05-03	DVN	Devon Energy	C	-1.85	0.20	PXD	Pioneer Natural Resources	A	2.91	0.20

Date	Ticker	Name	R	SM	W (%)	Ticker	Name	R	SM	W (%)
2010-05-03	ANTM	Anthem	C	-1.87	0.40	ISRG	Intuitive Surgical	A	2.73	0.40
2010-05-03	BAX	Baxter International	C	-1.87	0.30	MYL	Mylan N.V.	A	2.64	0.30
2010-05-03	MON	Monsanto	D	-2.88	0.00	F	Ford Motor International	A	3.00	0.00
2010-05-03	FCX	Freeport-mcmoran	C	-1.86	1.10	IP	International Paper	A	3.00	1.10
2010-05-03	MS	Morgan Stanley	C	-1.86	0.70	HBAN	Huntington Bancshares	A	3.00	0.70
2010-05-03	MRK	Merck & Co	C	-1.86	2.70	CVH	Coventry Health Care	A	2.48	2.70
2010-05-03	PFE	Pfizer	C	-1.86	1.00	LIFE	Life Technologies	A	2.43	1.00
2010-05-03	SWN	Southwestern Energy	C	-1.87	0.10	FTI	Fmc Technologies	A	2.56	0.10
2010-05-03	BSX	Boston Scientific	D	-2.90	0.00					
2010-05-03	QCOM	Qualcomm	D	-2.87	1.20	JDSU	JDS Uniphase Corporation	A	3.00	1.20
2010-05-03	UP-LMQ	Ultra Petroleum	C	-1.86	0.10	SII	Smith International	A	2.42	0.10
2010-05-03	EIX	Edison International	C	-1.84	0.30	OKE	Oneok	A	2.46	0.30
2010-05-03	XOM	Exxon Mobil	D	-2.85	3.10	WMB	Williams Companies	A	2.41	3.10
2010-05-03	VZ	Verizon Communications	D	-2.84	1.30	QWST	Qwest Communications	A	2.41	1.30
2010-05-03	EXC	Exelon	D	-2.85	0.20	TEG	Integrays Energy	A	2.42	0.20
2010-05-03	MHS	Medco Health Solutions	C	-1.85	0.40	HSP	Hospira	A	2.42	0.40
2010-05-03	AWK	American Water Works	C	-1.84	0.30	AES	Aes	A	2.41	0.30
2010-05-03	GOOGL	Alphabet	C	-1.86	1.80	SNDK	Sandisk Corp	A	3.00	1.80
2010-06-01	AMT	American Tower	C	-1.85	0.20	HIG	The Hartford Financial Services	A	3.00	0.20
2010-06-01	ABT	Abbott Laboratories	C	-1.86	2.40	THC	Tenet Healthcare	A	2.87	2.40
2010-06-01	DVN	Devon Energy	C	-1.87	0.20	PXD	Pioneer Natural Resources	A	2.85	0.20
2010-06-01	SPLS	Staples	C	-1.86	0.80	WYN	Wyndham Worldwide	A	3.00	0.80
2010-06-01	ANTM	Anthem	C	-1.87	0.40	MYL	Mylan N.V.	A	2.55	0.40
2010-06-01	BAX	Baxter International	C	-1.89	0.30	MIL	Millipore	A	2.40	0.30
2010-06-01	CELG	Celgene	C	-1.87	0.90	HSP	Hospira	A	2.39	0.90
2010-06-01	MON	Monsanto	D	-2.91	0.00					
2010-06-01	FCX	Freeport-mcmoran	C	-1.87	1.10	IP	International Paper	A	2.91	1.10
2010-06-01	IBM	IBM	C	-1.85	2.10	SNDK	Sandisk Corp	A	3.00	2.10
2010-06-01	MS	Morgan Stanley	C	-1.88	0.70	GNW	Genworth Financial	A	3.00	0.70
2010-06-01	MRK	Merck & Co	C	-1.86	2.90	LIFE	Life Technologies	A	2.39	2.90
2010-06-01	PFE	Pfizer	C	-1.88	1.00	ESRX	Express Scripts Holding	A	2.38	1.00
2010-06-01	SWN	Southwestern Energy	D	-2.88	0.10	FTI	Fmc Technologies	A	2.40	0.10
2010-06-01	WMT	Wal-mart Stores	C	-1.85	1.00	WYNN	Wynn Resorts	A	2.88	1.00
2010-06-01	BSX	Boston Scientific	D	-2.92	0.00					
2010-06-01	QCOM	Qualcomm	D	-2.88	1.20	MU	Micron Technology	A	2.85	1.20
2010-06-01	UP-LMQ	Ultra Petroleum	C	-1.87	0.20	WMB	Williams Companies	A	2.32	0.20
2010-06-01	EIX	Edison International	C	-1.86	0.30	OKE	Oneok	A	2.39	0.30
2010-06-01		Berkshire Hathaway B	C	-1.86	0.20	HBAN	Huntington Bancshares	A	2.97	0.20
2010-06-01	XOM	Exxon Mobil	D	-2.87	3.10	CAM	International Corp.	A	2.32	3.10
2010-06-01	VZ	Verizon Communications	D	-2.86	1.40	QWST	Qwest Communications	A	2.40	1.40
2010-06-01	EXC	Exelon	D	-2.87	0.20	CEG	Constellation Energy	A	2.37	0.20
2010-06-01	MHS	Medco Health Solutions	C	-1.86	0.50	AGN	Allergan	A	2.33	0.50
2010-06-01	AWK	American Water Works	C	-1.86	0.30	TEG	Integrays Energy	A	2.37	0.30
2010-06-01	GOOGL	Alphabet	C	-1.87	1.80	JDSU	JDS Uniphase Corporation	A	2.81	1.80

Date	Ticker	Name	R	SM	W (%)	Ticker	Name	R	SM	W (%)
2010-07-01	ABT	Abbott Laboratories	C	-1.86	2.20	THC	Tenet Healthcare	A	2.80	2.20
2010-07-01	APOL	Apollo Educat Grp	D	-2.89	0.20	WYN	Wyndham Worldwide	A	3.00	0.20
2010-07-01	ADI	Analog Devices	C	-1.85	0.30	JDSU	JDS Uniphase Corporation	A	2.73	0.30
2010-07-01	DVN	Devon Energy	C	-1.87	0.50	PXD	Pioneer Natural Resources	A	2.81	0.50
2010-07-01	SPLS	Staples	C	-1.88	0.90	WYNN	Wynn Resorts	A	2.82	0.90
2010-07-01	ANTM	Anthem	C	-1.88	0.40	HSP	Hospira	A	2.45	0.40
2010-07-01	AVP	Avon Products	D	-2.88	0.10	F	Ford Motor	A	3.00	0.10
2010-07-01	BAX	Baxter International	D	-2.89	0.00	MIL	Millipore	A	2.40	0.00
2010-07-01	BEN	Franklin Resources	C	-1.88	0.00	HIG	The Hartford Financial Services	A	3.00	0.00
2010-07-01	BK	Bank Of New York Mellon	C	-1.87	0.00	GNW	Genworth Financial	A	3.00	0.00
2010-07-01	CELG	Celgene	C	-1.87	1.20	LIFE	Life Technologies	A	2.37	1.20
2010-07-01	MON	Monsanto	D	-2.91	0.30					
2010-07-01	CVS	Cvs Health	C	-1.87	0.50	WFM	Whole Foods Market	A	2.72	0.50
2010-07-01	FCX	Freeport-mcmoran	C	-1.89	1.40	IP	International Paper	A	2.93	1.40
2010-07-01	GE	General Electric	C	-1.88	0.60	CMI	Cummins	A	2.61	0.60
2010-07-01	STT	State Street	D	-2.90	0.30	HBAN	Huntington Bancshares	A	2.89	0.30
2010-07-01	MS	Morgan Stanley	C	-1.89	0.70	LNC	Lincoln National	A	2.79	0.70
2010-07-01	JCP	Jc Penney	D	-2.89	0.10	JWN	Nordstrom	A	2.70	0.10
2010-07-01	KMB	Kimberly-clark	C	-1.85	0.30	TSN	Tyson Foods	A	2.62	0.30
2010-07-01	MRK	Merck & Co	C	-1.86	2.50	ESRX	Express Scripts Holding	A	2.35	2.50
2010-07-01	NVR	Nvr	C	-1.86	0.00	NWL	Newell Brands	A	2.53	0.00
2010-07-01	PFE	Pfizer	C	-1.88	1.20	VAR	Varian Medical Systems	A	2.31	1.20
2010-07-01	PG	Procter & Gamble	C	-1.85	2.50	HAR	Harman Ind Inc	A	2.53	2.50
2010-07-01	LSI	LSI	C	-1.89	0.20	CRM	Salesforce.com	A	2.66	0.20
2010-07-01	WMT	Wal-mart Stores	C	-1.86	0.70	CBS	Cbs	A	2.69	0.70
2010-07-01	JNPR	Juniper Networks	C	-1.88	0.70	RHT	Red Hat	A	2.62	0.70
2010-07-01	JNS	Janus Capital	D	-2.90	0.00					
2010-07-01	NBR	Nabors Industries	C	-1.89	0.20	FTI	Fmc Technologies	A	2.44	0.20
2010-07-01	BSX	Boston Scientific	D	-2.92	0.00					
2010-07-01	BIIB	Biogen	C	-1.87	0.50	WAT	Waters	A	2.30	0.50
2010-07-01	ETR	Entergy	D	-2.86	0.20	OKE	Oneok	A	2.39	0.20
2010-07-01	GS	Goldman Sachs	D	-2.89	1.20	SCN	Prologis	A	2.75	1.20
2010-07-01	QCOM	Qualcomm	D	-2.89	0.60	NTAP	Netapp	A	2.61	0.60
2010-07-01	UNH	Unitedhealth	C	-1.87	0.10	PDCO	Patterson Companies	A	2.29	0.10
2010-07-01	EIX	Edison International	C	-1.86	0.40	TEG	Integrays Energy	A	2.36	0.40
2010-07-01		Berkshire Hathaway B	C	-1.84	0.60	HST	Host Hotels & Resorts	A	2.66	0.60
2010-07-01	USB	Us Bancorp	C	-1.87	0.60	PFG	Principal Financial	A	2.66	0.60
2010-07-01	C	Citigroup	C	-1.88	1.30	STI	Suntrust Banks	A	2.57	1.30
2010-07-01	CEG	Constellation Energy	C	-1.86	0.00	DTE	Dte Energy	A	2.32	0.00
2010-07-01	XOM	Exxon Mobil	D	-2.88	2.90	SII	Smith International	A	2.33	2.90
2010-07-01	VZ	Verizon Communications	D	-2.85	1.50	QWST	Qwest Communications	A	2.40	1.50
2010-07-01	EXC	Exelon	D	-2.87	0.20	NI	Nisource	A	2.30	0.20
2010-07-01	MHS	Medco Health Solutions	C	-1.86	0.70	ZBH	Zimmer Biomet	A	2.28	0.70
2010-07-01	AWK	American Water Works	C	-1.86	0.30	TE	Teco Energy	A	2.29	0.30
2010-07-01	MDLZ	Mondelez International	C	-1.85	0.10	DPS	Dr Pepper Snapple	A	2.52	0.10
2010-07-01	GOOGL	Alphabet	C	-1.88	0.90	TER	Teradyne	A	2.54	0.90
2010-08-02	ABT	Abbott Laboratories	C	-1.85	2.10	HSP	Hospira	A	2.41	2.10
2010-08-02	APOL	Apollo Educat Grp	D	-2.88	0.30	WYNN	Wynn Resorts	A	2.97	0.30
2010-08-02	ADBE	Adobe Systems	D	-2.87	0.30	CRM	Salesforce.com	A	2.77	0.30
2010-08-02	RCL	Royal Caribbean Cruises	C	-1.87	0.10	WFM	Whole Foods Market	A	2.79	0.10
2010-08-02	GME	Gamestop Corp New	D	-2.86	0.20	DISCA	Discovery Communications	A	2.64	0.20

Date	Ticker	Name	R	SM	W (%)	Ticker	Name	R	SM	W (%)
2010-08-02	ADI	Analog Devices	C	-1.84	0.30	NTAP	Netapp	A	2.71	0.30
2010-08-02	MET	Metlife	C	-1.85	0.50	HBAN	Huntington Bancshares	A	3.00	0.50
2010-08-02	DRI	Darden Restaurants	C	-1.86	0.10	KMX	Carmax	A	2.58	0.10
2010-08-02	AMAT	Applied Materials	D	-2.87	0.10	RHT	Red Hat	A	2.69	0.10
2010-08-02	DVN	Devon Energy	C	-1.86	0.60	FTI	Fmc Technologies	A	2.53	0.60
2010-08-02	APC	Anadarko Petroleum	D	-2.88	0.20	SII	Smith International	A	2.38	0.20
2010-08-02	SPLS	Staples	D	-2.87	0.90	MAR	Marriott International	A	2.48	0.90
2010-08-02	ANTM	Anthem	C	-1.87	0.40	ESRX	Express Scripts Holding	A	2.35	0.40
2010-08-02	AXP	American Express	C	-1.84	0.30	HIG	The Hartford Financial Services	A	3.00	0.30
2010-08-02	BAC	Bank Of America	D	-2.88	1.90	SCN	Prologis	A	2.83	1.90
2010-08-02	BEN	Franklin Resources	C	-1.86	0.00	AMP	Ameriprise Financial	A	2.59	0.00
2010-08-02	BK	Bank Of New York Mellon	D	-2.87	0.00	DFS	Discover Financial Services	A	2.54	0.00
2010-08-02	CCL	Carnival	C	-1.86	0.70	BIG	Big Lots	A	2.45	0.70
2010-08-02	CELG	Celgene	C	-1.86	1.30	VAR	Varian Medical Systems	A	2.33	1.30
2010-08-02	MON	Monsanto	D	-2.89	0.30	TSN	Tyson Foods	A	2.67	0.30
2010-08-02	NYX	NYSE Euronext	C	-1.85	0.10	CMA	Comerica	A	2.53	0.10
2010-08-02	COF	Capital One Financial	C	-1.85	0.10	TMK	Torchmark	A	2.53	0.10
2010-08-02	CVS	Cvs Health	D	-2.86	0.50	TWC	Time Warner Cable Inc.	A	2.44	0.50
2010-08-02	DELL	Dell	D	-2.87	0.00	TDC	Teradata	A	2.48	0.00
2010-08-02	CME	Cme	C	-1.86	0.50	VNO	Vornado Realty Trust	A	2.50	0.50
2010-08-02	FCX	Freeport-mcmoran	C	-1.86	1.50	TIE	Titanium Metals	A	2.92	1.50
2010-08-02	FITB	Fifth Third Bancorp	C	-1.85	0.10	MTB	M&t Bank	A	2.49	0.10
2010-08-02	TGNA	Tegna	C	-1.88	0.50	SHLD	Sears	A	2.39	0.50
2010-08-02	GE	General Electric	C	-1.86	0.60	CMI	Cummins	A	2.76	0.60
2010-08-02	STT	State Street	D	-2.88	0.40	VTR	Ventas	A	2.48	0.40
2010-08-02	GLW	Corning	C	-1.85	0.40	LXK	Lexmark Intl	A	2.44	0.40
2010-08-02	GATX	Gatx	C	-1.86	0.10	CAT	Caterpillar	A	2.53	0.10
2010-08-02	MS	Morgan Stanley	D	-2.87	0.80	EQR	Equity Residential	A	2.47	0.80
2010-08-02	JCP	Jc Penney	D	-2.87	0.10	ABC	Amerisourcebergen	A	2.37	0.10
2010-08-02	AMTD	Td Ameritrade	D	-2.87	0.20	BXP	Boston Properties	A	2.45	0.20
2010-08-02	KBH	Kb Home	D	-2.90	0.00	HAR	Harman Ind Inc	A	2.57	0.00
2010-08-02	KR	Kroger	D	-2.85	0.40	ROST	Ross Stores	A	2.31	0.40
2010-08-02	LEN	Lennar	C	-1.88	0.20	DPS	Dr Pepper Snapple	A	2.53	0.20
2010-08-02	LNC	Lincoln National	C	-1.87	0.10	AVB	Avalonbay Communities	A	2.44	0.10
2010-08-02	LOW	Lowe's Companies	C	-1.87	0.70	AN	Autonation	A	2.23	0.70
2010-08-02	MRK	Merck & Co	C	-1.86	2.30	HUM	Humana	A	2.30	2.30
2010-08-02	NSC	Norfolk Southern	C	-1.84	1.10	MWV	MeadWestvaco	A	2.51	1.10
2010-08-02	NVR	Nvr	C	-1.86	0.10	MJN	Mead Johnson Nutrition	A	2.34	0.10
2010-08-02	ISIL	Intersil	D	-2.89	0.40	BRCM	Broadcom Corp	A	2.39	0.40
2010-08-02	OXY	Occidental Petroleum	C	-1.85	1.40	WMB	Williams Companies	A	2.34	1.40
2010-08-02	COP	Conocophillips	C	-1.84	1.00	EP	El Paso Corporation	A	2.33	1.00
2010-08-02	PFE	Pfizer	D	-2.87	1.20	ZBH	Zimmer Biomet	A	2.28	1.20
2010-08-02	PG	Procter & Gamble	C	-1.84	2.40	HAS	Hasbro	A	2.34	2.40
2010-08-02	PH	Parker-hannifin	C	-1.85	0.60	PTV	Pactiv Corp	A	2.47	0.60
2010-08-02	SIVB	Svb Financial	C	-1.86	0.20	HCP	Hcp	A	2.38	0.20
2010-08-02	LSI	LSI	D	-2.89	0.10	AKAM	Akamai Technologies	A	2.38	0.10
2010-08-02	TMO	Thermo Fisher Scientific	C	-1.87	0.30	SYK	Stryker	A	2.25	0.30
2010-08-02	TOL	Toll Brothers	D	-2.87	0.10	RAI	Reynolds American	A	2.30	0.10
2010-08-02	TXT	Textron	C	-1.86	0.10	GR	Goodrich	A	2.46	0.10
2010-08-02	VFC	Vf	C	-1.85	0.30	BF.B	Brown-forman	A	2.29	0.30
2010-08-02	WMT	Wal-mart Stores	C	-1.85	0.60	MCD	Mcdonald's	A	2.22	0.60
2010-08-02	ZION	Zions Bancorp	C	-1.87	0.10	KIM	Kimco Realty	A	2.37	0.10
2010-08-02	IVZ	Invesco	D	-2.86	0.30	L	Loews	A	2.35	0.30
2010-08-02	JNPR	Juniper Networks	C	-1.85	0.80	INTU	Intuit	A	2.32	0.80
2010-08-02	JNS	Janus Capital	D	-2.88	0.00	PGR	Progressive	A	2.34	0.00

Date	Ticker	Name	R	SM	W (%)	Ticker	Name	R	SM	W (%)
2010-08-02	BBT	Bb&t	C	-1.88	0.50	KEY	Keycorp	A	2.31	0.50
2010-08-02	EOG	Eog Resources	C	-1.85	0.90	BHI	Baker Hughes	A	2.32	0.90
2010-08-02	NBR	Nabors Industries	C	-1.88	0.10	SE	Spectra Energy	A	2.31	0.10
2010-08-02	BSX	Boston Scientific	D	-2.92	0.00					
2010-08-02	CBS	Cbs	C	-1.85	0.00	SWY	Safeway Inc	A	2.20	0.00
2010-08-02	NKE	Nike	C	-1.84	0.00	GPC	Genuine Parts	A	2.29	0.00
2010-08-02	GS	Goldman Sachs	D	-2.87	1.30	AIG	American International	A	2.30	1.30
2010-08-02	IGT	International Game Technology PLC	D	-2.89	0.30	HOT	Strw Htl Res Wrlwd	A	2.20	0.30
2010-08-02	QCOM	Qualcomm	D	-2.87	1.00	HPQ	Hewlett-Packard	A	2.31	1.00
2010-08-02	UNH	Unitedhealth	C	-1.85	0.10	GENZ	Genzyme General	A	2.24	0.10
2010-08-02	KSS	Kohl's	D	-2.86	0.40	SBUX	Starbucks	A	2.17	0.40
2010-08-02	CAH	Cardinal Health	C	-1.85	0.70	PCLN	The Priceline	A	2.17	0.70
2010-08-02	TWX	Time Warner	C	-1.84	1.90	CCE	Coca-Cola Enterprises	A	2.62	1.90
2010-08-02	USB	Us Bancorp	C	-1.86	0.60	PNC	Pnc Financial Services	A	2.30	0.60
2010-08-02	C	Citigroup	C	-1.87	1.30	AIZ	Assurant	A	2.29	1.30
2010-08-02	CEG	Constellation Energy	C	-1.86	0.00	OKE	Oneok	A	2.44	0.00
2010-08-02	XOM	Exxon Mobil	D	-2.87	2.50	MRO	Marathon Oil	A	2.29	2.50
2010-08-02	HON	Honeywell International	C	-1.85	1.10	FLS	Flowserve	A	2.45	1.10
2010-08-02	TGT	Target	C	-1.85	0.20	QWST	Qwest Communications	A	2.43	0.20
2010-08-02	PRU	Prudential Financial	C	-1.85	0.50	TRV	Travelers Companies	A	2.23	0.50
2010-08-02	EXC	Exelon	D	-2.86	0.10	TEG	Integrys Energy	A	2.40	0.10
2010-08-02	MHS	Medco Health Solutions	C	-1.88	0.20	DVA	Davita	A	2.23	0.20
2010-08-02	EXPE	Expedia	D	-2.86	0.20	APH	Amphenol	A	2.40	0.20
2010-08-02	G	Genpact	C	-1.86	0.20	FDX	Fedex	A	2.41	0.20
2010-08-02	AWK	American Water Works	C	-1.84	0.30	NI	Nisource	A	2.35	0.30
2010-08-02	MDLZ	Mondelez International	C	-1.84	0.10	SJM	Jm Smucker	A	2.29	0.10
2010-08-02	GOOGL	Alphabet	C	-1.87	0.60	MCHP	Microchip Technology	A	2.31	0.60
2010-09-01	ABT	Abbott Laboratories	C	-1.85	2.00	HSP	Hospira	A	2.41	2.00
2010-09-01	APOL	Apollo Educat Grp	D	-2.89	0.40	WFM	Whole Foods Market	A	2.72	0.40
2010-09-01	ADBE	Adobe Systems	D	-2.87	0.30	TDC	Teradata	A	2.49	0.30
2010-09-01	RCL	Royal Caribbean Cruises	C	-1.88	0.10	KMX	Carmax	A	2.56	0.10
2010-09-01	GME	Gamestop Corp New	D	-2.88	0.20	MAR	Marriott International	A	2.45	0.20
2010-09-01	MET	Metlife	C	-1.86	0.70	HBAN	Huntington Bancshares	A	2.89	0.70
2010-09-01	DRI	Darden Restaurants	C	-1.85	0.10	BIG	Big Lots	A	2.41	0.10
2010-09-01	AMAT	Applied Materials	D	-2.88	0.10	AKAM	Akamai Technologies	A	2.48	0.10
2010-09-01	DVN	Devon Energy	D	-2.86	0.70	FTI	Fmc Technologies	A	2.53	0.70
2010-09-01	APA	Apache	D	-2.86	1.20	HAL	Halliburton	A	2.37	1.20
2010-09-01	SPLS	Staples	D	-2.88	0.80	TWC	Time Warner Cable Inc.	A	2.40	0.80
2010-09-01	ANTM	Anthem	C	-1.88	0.40	ESRX	Express Scripts Holding	A	2.33	0.40
2010-09-01	AXP	American Express	C	-1.86	0.20	HST	Host Hotels & Resorts	A	2.67	0.20
2010-09-01	BAC	Bank Of America	D	-2.89	1.70	AMP	Ameriprise Financial	A	2.62	1.70
2010-09-01	BK	Bank Of New York Mellon	D	-2.87	0.00	SPG	Simon Property	A	2.60	0.00
2010-09-01	CCL	Carnival	C	-1.87	0.60	SHLD	Sears	A	2.34	0.60
2010-09-01	CELG	Celgene	C	-1.86	1.30	VAR	Varian Medical Systems	A	2.33	1.30
2010-09-01	MON	Monsanto	D	-2.90	0.20	TSN	Tyson Foods	A	2.63	0.20
2010-09-01	CSX	Csx	C	-1.85	0.50	CAT	Caterpillar	A	2.51	0.50
2010-09-01	COF	Capital One Financial	C	-1.86	0.10	STI	Suntrust Banks	A	2.59	0.10
2010-09-01	CVS	Cvs Health	D	-2.88	0.50	AN	Autonation	A	2.21	0.50

Date	Ticker	Name	R	SM	W (%)	Ticker	Name	R	SM	W (%)
2010-09-01	CME	Cme	D	-2.88	0.50	DFS	Discover Financial Services	A	2.52	0.50
2010-09-01	FITB	Fifth Third Bancorp	C	-1.87	0.10	TMK	Torchmark	A	2.50	0.10
2010-09-01	ISRG	Intuitive Surgical	C	-1.87	0.10	HUM	Humana	A	2.30	0.10
2010-09-01	NOV	National Oilwell Varco	D	-2.84	0.00	EP	El Paso Corporation	A	2.31	0.00
2010-09-01	TGNA	Tegna	C	-1.89	0.40	IPG	Interpublic Group Of Companies	A	2.20	0.40
2010-09-01	GE	General Electric	D	-2.87	0.60	PTV	Pactiv Corp	A	2.50	0.60
2010-09-01	STT	State Street	D	-2.89	0.40	VNO	Vornado Realty Trust	A	2.49	0.40
2010-09-01	GLW	Corning	C	-1.87	0.20	LXK	Lexmark Intl	A	2.42	0.20
2010-09-01	GATX	Gatx	C	-1.86	0.10	FDX	Fedex	A	2.40	0.10
2010-09-01	LXP	Lexington Realty Trust	C	-1.85	0.00	CMA	Comerica	A	2.48	0.00
2010-09-01	URBN	Urban Outfitters	C	-1.87	0.10	WYN	Wyndham Worldwide	A	2.20	0.10
2010-09-01	IBM	IBM	C	-1.84	1.60	INTU	Intuit	A	2.34	1.60
2010-09-01	MS	Morgan Stanley	D	-2.88	0.80	MTB	M&t Bank	A	2.48	0.80
2010-09-01	JCP	Jc Penney	D	-2.90	0.00	EXPE	Expedia	A	2.20	0.00
2010-09-01	AMTD	Td Ameritrade	D	-2.88	0.20	VTR	Ventas	A	2.47	0.20
2010-09-01	JNJ	Johnson & Johnson	D	-2.85	0.00	ZBH	Zimmer Biomet	A	2.25	0.00
2010-09-01	KBH	Kb Home	D	-2.90	0.00					
2010-09-01	KR	Kroger	D	-2.85	0.40	HOT	Strw Htl Res Wrlwd	A	2.19	0.40
2010-09-01	LEN	Lennar	D	-2.89	0.20	DPS	Dr Pepper Snapple	A	2.53	0.20
2010-09-01	LNC	Lincoln National	D	-2.87	0.10	AVB	Avalonbay Communities	A	2.45	0.10
2010-09-01	LOW	Lowe's Companies	D	-2.87	0.70	EBAY	Ebay	B	1.20	0.70
2010-09-01	LRCX	Lam Research	C	-1.86	0.00	BRCM	Broadcom Corp	A	2.33	0.00
2010-09-01	MDT	Medtronic	D	-2.88	0.10	GENZ	Genzyme General	A	2.24	0.10
2010-09-01	MRK	Merck & Co	C	-1.86	2.40	SYK	Stryker	A	2.24	2.40
2010-09-01	MSFT	Microsoft	D	-2.87	2.50	MCHP	Microchip Technology	A	2.28	2.50
2010-09-01	NAV	Navistar International	C	-1.87	0.00	BA	Boeing	A	2.35	0.00
2010-09-01	NSC	Norfolk Southern	C	-1.85	1.00		Fidelity National Information Services	A	2.35	1.00
2010-09-01	NVLS	Novellus Systems	C	-1.86	0.30	ALTR	Altera Corp.	A	2.28	0.30
2010-09-01	NVR	Nvr	D	-2.87	0.10	MJN	Mead Johnson Nutrition	A	2.34	0.10
2010-09-01	ISIL	Intersil	D	-2.90	0.40	VRSN	Verisign	A	2.26	0.40
2010-09-01	OXY	Occidental Petroleum	C	-1.86	1.60	SE	Spectra Energy	A	2.31	1.60
2010-09-01	COP	Conocophillips	C	-1.85	0.90	MRO	Marathon Oil	A	2.27	0.90
2010-09-01	PFE	Pfizer	D	-2.86	1.20	BCR	C R Bard	A	2.18	1.20
2010-09-01	PG	Procter & Gamble	C	-1.85	2.40	HAS	Hasbro	A	2.33	2.40
2010-09-01	PH	Parker-hannifin	C	-1.85	0.40	BLL	Ball	A	2.34	0.40
2010-09-01	SHW	Sherwin-williams	C	-1.85	0.00	EMR	Emerson Electric	A	2.33	0.00
2010-09-01	SIVB	Svb Financial	D	-2.87	0.10	BXP	Boston Properties	A	2.45	0.10
2010-09-01	SLB	Schlumberger	D	-2.87	1.00	SUN	Sunoco	A	2.26	1.00
2010-09-01	SYY	Sysco	C	-1.85	0.70	TIE	Titanium Metals	A	2.77	0.70
2010-09-01	TMO	Thermo Fisher Scientific	C	-1.87	0.20	BMJ	Bristol-myers Squibb	A	2.18	0.20
2010-09-01	TXT	Textron	C	-1.88	0.10	RSG	Republic Services	A	2.32	0.10
2010-09-01	VFC	Vf	C	-1.86	0.20	SJM	Jm Smucker	A	2.29	0.20
2010-09-01	WFC	Wells Fargo	D	-2.88	1.80	HCP	Hcp	A	2.38	1.80
2010-09-01	WMS	WMS Industries	D	-2.88	0.00	CCE	Coca-Cola Enterprises	A	2.63	0.00
2010-09-01	WMT	Wal-mart Stores	D	-2.85	0.50	DTE	Dte Energy	A	2.34	0.50
2010-09-01	ZION	Zions Bancorp	C	-1.89	0.10	KIM	Kimco Realty	A	2.37	0.10
2010-09-01	TPR	Tapestry	C	-1.86	0.20	HRL	Hormel Foods	A	2.29	0.20
2010-09-01	IVZ	Invesco	D	-2.87	0.30	PSA	Public Storage	A	2.35	0.30
2010-09-01	JNPR	Juniper Networks	C	-1.86	0.70	NOVL	Novell	A	2.25	0.70
2010-09-01	JNS	Janus Capital	D	-2.90	0.00					
2010-09-01	BBT	Bb&t	D	-2.89	0.40	PGR	Progressive	A	2.34	0.40
2010-09-01	EOG	Eog Resources	C	-1.87	1.40	BHI	Baker Hughes	A	2.25	1.40
2010-09-01	TEVA	Pharmaceutical Industries Adr	C	-1.87	0.00	AGN	Allergan	A	2.18	0.00
2010-09-01	S	Sprint Nextel	C	-1.87	0.70	QWST	Qwest Communications	A	2.44	0.70

Date	Ticker	Name	R	SM	W (%)	Ticker	Name	R	SM	W (%)
2010-09-01	CSCO	Cisco Systems	D	-2.88	2.10	CTXS	Citrix Systems	A	2.24	2.10
2010-09-01	NKE	Nike	C	-1.85	0.00	RAI	Reynolds American	A	2.29	0.00
2010-09-01	GS	Goldman Sachs International	D	-2.88	1.50	L	Loews	A	2.33	1.50
2010-09-01	IGT	Game Technology PLC	D	-2.89	0.30	CMS	Cms Energy	A	2.34	0.30
2010-09-01	DNDNQ	Dendreon Corp	C	-1.89	0.00	LLY	Eli Lilly	A	2.18	0.00
2010-09-01	LIFE	Life Technologies	D	-2.87	0.00	TE	Teco Energy	A	2.34	0.00
2010-09-01	KSS	Kohl's	D	-2.86	0.40	BTU	Peabody Energy Corp	A	2.30	0.40
2010-09-01	CAH	Cardinal Health	C	-1.86	0.70	ECL	Ecolab	A	2.27	0.70
2010-09-01	DLB	Dolby Laboratories	C	-1.86	0.10	D	Dominion Resources	A	2.27	0.10
2010-09-01	DV	Devry Education	D	-2.91	0.00					
2010-09-01	MCK	Mckesson	C	-1.86	0.10	PNW	Pinnacle West Capital	A	2.27	0.10
2010-09-01	TWX	Time Warner	C	-1.85	1.90	BF.B	Brown-forman	A	2.26	1.90
2010-09-01	MA	Mastercard	D	-2.87	0.60	AIZ	Assurant	A	2.28	0.60
2010-09-01	USB	Us Bancorp	C	-1.87	0.50	KEY	Keycorp	A	2.27	0.50
2010-09-01	SNDK	Sandisk Corp	C	-1.88	0.10	CPWR	Compuware Corp	A	2.24	0.10
2010-09-01	FTR	Frontier Communications	C	-1.84	0.30	PCS	T-Mobile US Inc.	A	2.28	0.30
2010-09-01	AET	Aetna	D	-2.87	0.40	MO	Altria	A	2.26	0.40
2010-09-01	HRI	Herc	D	-2.90	0.00	ARG	Airgas Inc	A	2.26	0.00
2010-09-01	RRC	Range Resources	D	-2.89	0.00	FSLR	First Solar	A	2.21	0.00
2010-09-01	C	Citigroup	C	-1.88	1.30	AIG	American International	A	2.27	1.30
2010-09-01	HIG	The Hartford Financial Services	D	-2.88	0.00	TRV	Travelers Companies	A	2.22	0.00
2010-09-01	CEG	Constellation Energy	C	-1.87	0.00	TEG	Integrays Energy	A	2.42	0.00
2010-09-01	JWN	Nordstrom	C	-1.89	0.00	NEM	Newmont Mining	A	2.26	0.00
2010-09-01	XOM	Exxon Mobil	D	-2.87	1.80	PXD	Pioneer Natural Resources	A	2.17	1.80
2010-09-01	HON	Honeywell International	C	-1.86	1.20	FAST	Fastenal	A	2.24	1.20
2010-09-01	TGT	Target	C	-1.85	0.20	CNP	Centerpoint Energy	A	2.26	0.20
2010-09-01	PRU	Prudential Financial	C	-1.87	0.50	MMC	Marsh & McLennan Cos	A	2.19	0.50
2010-09-01	EXC	Exelon	D	-2.86	0.10	NI	Nisource	A	2.38	0.10
2010-09-01	HPQ	Hp	D	-2.88	1.90	TLAB	Tellabs	A	2.22	1.90
2010-09-01	MHS	Medco Health Solutions	D	-2.89	0.20	DUK	Duke Energy	A	2.25	0.20
2010-09-01	PFG	Principal Financial	C	-1.87	0.10	CB	Chubb Corp	A	2.19	0.10
2010-09-01	RF	Regions Financial	C	-1.87	0.20	NDAQ	Nasdaq	B	1.18	0.20
2010-09-01	G	Genpact	C	-1.87	0.20	SRCL	Stericycle	A	2.23	0.20
2010-09-01	MDLZ	Mondelez International	C	-1.84	0.10	GPC	Genuine Parts	A	2.29	0.10
2010-09-01	GOOGL	Alphabet	D	-2.88	0.60	MOT	Motorola Solutions	A	2.20	0.60
2010-10-01	ABT	Abbott Laboratories	C	-1.84	2.00	HSP	Hospira	A	2.44	2.00
2010-10-01	APOL	Apollo Educat Grp	D	-2.87	0.50	WFM	Whole Foods Market	A	2.75	0.50
2010-10-01	ADBE	Adobe Systems	D	-2.87	0.20	TDC	Teradata	A	2.57	0.20
2010-10-01	GME	Gamestop Corp New	D	-2.87	0.20	KMX	Carmax	A	2.74	0.20
2010-10-01	DVN	Devon Energy	D	-2.86	0.50	FTI	Fmc Technologies	A	2.57	0.50
2010-10-01	SPLS	Staples	D	-2.87	0.90	MAR	Marriott International	A	2.49	0.90
2010-10-01	ANTM	Anthem	C	-1.86	0.40	ESRX	Express Scripts Holding	A	2.37	0.40
2010-10-01	BAC	Bank Of America	D	-2.89	1.60	HBAN	Huntington Bancshares	A	2.93	1.60
2010-10-01	BK	Bank Of New York Mellon	D	-2.87	0.00	HST	Host Hotels & Resorts	A	2.72	0.00
2010-10-01	CL	Colgate-palmolive	C	-1.85	0.40	TSN	Tyson Foods	A	2.62	0.40
2010-10-01	COF	Capital One Financial	C	-1.86	0.10	STI	Suntrust Banks	A	2.65	0.10
2010-10-01	CVS	Cvs Health	D	-2.86	0.60	BIG	Big Lots	A	2.43	0.60
2010-10-01	DELL	Dell	D	-2.88	0.10	LXK	Lexmark Intl	A	2.52	0.10
2010-10-01	CME	Cme	D	-2.88	0.40	AMP	Ameriprise Financial	A	2.64	0.40

Date	Ticker	Name	R	SM	W (%)	Ticker	Name	R	SM	W (%)
2010-10-01	FITB	Fifth Third Bancorp	C	-1.87	0.10	SPG	Simon Property	A	2.60	0.10
2010-10-01	ISRG	Intuitive Surgical	C	-1.86	0.10	VAR	Varian Medical Systems	A	2.37	0.10
2010-10-01	TGNA	Tegna	C	-1.89	0.30	TWC	Time Warner Cable Inc.	A	2.41	0.30
2010-10-01	URBN	Urban Outfitters	C	-1.87	0.10	IPG	Interpublic Group Of Companies	A	2.23	0.10
2010-10-01	AMTD	Td Ameritrade	D	-2.87	0.20	DFS	Discover Financial Services	A	2.57	0.20
2010-10-01	LEN	Lennar	D	-2.87	0.20	DPS	Dr Pepper Snapple	A	2.49	0.20
2010-10-01	LNC	Lincoln National	D	-2.88	0.10	TMK	Torchmark	A	2.52	0.10
2010-10-01	LOW	Lowe's Companies	D	-2.87	0.60	FD	Macy's	A	2.22	0.60
2010-10-01	MDT	Medtronic	D	-2.88	0.10	HUM	Humana	A	2.31	0.10
2010-10-01	MSFT	Microsoft	D	-2.87	2.60	AKAM	Akamai Technologies	A	2.50	2.60
2010-10-01	NAV	Navistar International	C	-1.87	0.00	CAT	Caterpillar	A	2.59	0.00
2010-10-01	NSC	Norfolk Southern	C	-1.84	1.00	PTV	Pactiv Corp	A	2.51	1.00
2010-10-01	NVLS	Novellus Systems	C	-1.85	0.30	BRCM	Broadcom Corp	A	2.37	0.30
2010-10-01	NVR	Nvr	D	-2.86	0.10	MJN	Mead Johnson Nutrition	A	2.36	0.10
2010-10-01	ISIL	Intersil	D	-2.89	0.30	INTU	Intuit	A	2.35	0.30
2010-10-01	SHW	Sherwin-williams	C	-1.85	0.00	FDX	Fedex	A	2.42	0.00
2010-10-01	SIVB	Svb Financial	D	-2.86	0.10	VNO	Vornado Realty Trust	A	2.49	0.10
2010-10-01	TMO	Thermo Fisher Scientific	C	-1.86	0.20	SYK	Stryker	A	2.27	0.20
2010-10-01	WFC	Wells Fargo	D	-2.87	1.80	EQR	Equity Residential	A	2.48	1.80
2010-10-01	WMB	Williams Companies	D	-2.87	0.10	HAL	Halliburton	A	2.41	0.10
2010-10-01	WMS	WMS Industries	D	-2.88	0.00	EXPE	Expedia	A	2.22	0.00
2010-10-01	ZION	Zions Bancorp	C	-1.88	0.10	VTR	Ventas	A	2.47	0.10
2010-10-01	TPR	Tapestry	C	-1.84	0.20	HAS	Hasbro	A	2.35	0.20
2010-10-01	BBT	Bb&t	D	-2.89	0.40	BXP	Boston Properties	A	2.44	0.40
2010-10-01	EOG	Eog Resources	C	-1.86	1.40	SE	Spectra Energy	A	2.33	1.40
2010-10-01	TEVA	Pharmaceutical Industries Adr	C	-1.86	0.00	GENZ	Genzyme General	A	2.25	0.00
2010-10-01	BSX	Boston Scientific	D	-2.91	0.10					
2010-10-01	CSCO	Cisco Systems International	D	-2.87	2.20	ALTR	Altera Corp.	A	2.33	2.20
2010-10-01	IGT	Game Technology PLC	D	-2.90	0.20	WYN	Wyndham Worldwide	A	2.22	0.20
2010-10-01	DNDNQ	Dendreon Corp	C	-1.88	0.10	AGN	Allergan	A	2.19	0.10
2010-10-01	CAH	Cardinal Health	C	-1.85	0.70	AN	Autonation	A	2.22	0.70
2010-10-01	DLB	Dolby Laboratories	C	-1.86	0.10	ANF	Abercrombie & Fitch	A	2.21	0.10
2010-10-01	DV	Devry Education	D	-2.89	0.00	HOT	Strw Htl Res Wrlwd	A	2.21	0.00
2010-10-01	MCK	Mckesson	C	-1.86	0.10	LTD	L Brands	A	2.20	0.10
2010-10-01	TWX	Time Warner	C	-1.85	1.90	LUV	Southwest Airlines	A	2.20	1.90
2010-10-01	USB	Us Bancorp	D	-2.87	0.50	AVB	Avalonbay Communities	A	2.44	0.50
2010-10-01	SNDK	Sandisk Corp	C	-1.88	0.10	MCHP	Microchip Technology	A	2.32	0.10
2010-10-01	FTR	Frontier Communications	C	-1.84	0.30	QWST	Qwest Communications	A	2.48	0.30
2010-10-01	C	Citigroup	C	-1.87	1.30	KIM	Kimco Realty	A	2.38	1.30
2010-10-01	CEG	Constellation Energy	D	-2.86	0.00	TEG	Integrys Energy	A	2.44	0.00
2010-10-01	JWN	Nordstrom	C	-1.87	0.10	TIF	Tiffany	A	2.20	0.10
2010-10-01	XOM	Exxon Mobil	D	-2.86	1.70	EP	El Paso Corporation	A	2.32	1.70
2010-10-01	HPQ	Hp	D	-2.88	1.50	VRSN	Verisign	A	2.28	1.50
2010-10-01	MHS	Medco Health Solutions	D	-2.87	0.20	STJ	St Jude Medical Inc	A	2.19	0.20
2010-10-01	PFG	Principal Financial	C	-1.86	0.10	HCP	Hcp	A	2.37	0.10
2010-10-01	V	Visa	D	-2.87	0.10	L	Loews	A	2.35	0.10
2010-10-01	RF	Regions Financial	C	-1.87	0.20	PGR	Progressive	A	2.35	0.20
2010-11-01	ADBE	Adobe Systems	D	-2.86	0.30	TDC	Teradata	A	2.58	0.30
2010-11-01	GME	Gamestop Corp New	D	-2.87	0.20	KMX	Carmax	A	2.82	0.20
2010-11-01	MET	Metlife	C	-1.84	0.70	HST	Host Hotels & Resorts	A	2.78	0.70

Date	Ticker	Name	R	SM	W (%)	Ticker	Name	R	SM	W (%)
2010-11-01	AXP	American Express	C	-1.84	0.60	AMP	Ameriprise Financial	A	2.69	0.60
2010-11-01	BAC	Bank Of America	D	-2.90	1.40					
2010-11-01	CL	Colgate-palmolive	D	-2.85	0.40	TSN	Tyson Foods	A	2.59	0.40
2010-11-01	COF	Capital One Financial	D	-2.87	0.10	DFS	Discover Financial Services	A	2.61	0.10
2010-11-01	ISRG	Intuitive Surgical	C	-1.88	0.00	HSP	Hospira	A	2.46	0.00
2010-11-01	TGNA	Tegna	D	-2.90	0.20	WFM	Whole Foods Market	A	2.81	0.20
2010-11-01	URBN	Urban Outfitters	D	-2.88	0.00	MAR	Marriott International	A	2.50	0.00
2010-11-01	MS	Morgan Stanley	D	-2.85	0.70	STI	Suntrust Banks	A	2.61	0.70
2010-11-01	K	Kellogg	D	-2.85	0.10	MJN	Mead Johnson Nutrition	A	2.38	0.10
2010-11-01	LNC	Lincoln National	D	-2.88	0.10	TMK	Torchmark	A	2.55	0.10
2010-11-01	LOW	Lowe's Companies	D	-2.87	0.60	TWC	Time Warner Cable Inc.	A	2.43	0.60
2010-11-01	MDT	Medtronic	D	-2.87	0.10	VAR	Varian Medical Systems	A	2.38	0.10
2010-11-01	NAV	Navistar International	C	-1.86	0.00	CAT	Caterpillar	A	2.60	0.00
2010-11-01	NVR	Nvr	D	-2.86	0.10	HAS	Hasbro	A	2.36	0.10
2010-11-01	ISIL	Intersil	D	-2.87	0.30	AKAM	Akamai Technologies	A	2.52	0.30
2010-11-01	SYY	Sysco	C	-1.84	0.70	BIG	Big Lots	A	2.40	0.70
2010-11-01	TMO	Thermo Fisher Scientific	C	-1.85	0.20	ESRX	Express Scripts Holding	A	2.37	0.20
2010-11-01	WFC	Wells Fargo	D	-2.87	1.70	VNO	Vornado Realty Trust	A	2.51	1.70
2010-11-01	ZION	Zions Bancorp	C	-1.89	0.10	EQR	Equity Residential	A	2.49	0.10
2010-11-01	BBT	Bb&t	D	-2.89	0.40	VTR	Ventas	A	2.49	0.40
2010-11-01	EOG	Eog Resources	C	-1.86	1.30	FTI	Fmc Technologies	A	2.59	1.30
2010-11-01	TEVA	Pharmaceutical Industries Adr	D	-2.87	0.00	HUM	Humana	A	2.36	0.00
2010-11-01	XLNX	Xilinx	C	-1.85	0.10	LXK	Lexmark Intl	A	2.45	0.10
2010-11-01	BSX	Boston Scientific	D	-2.91	0.10					
2010-11-01	S	Sprint Nextel	C	-1.86	0.70	QWST	Qwest Communications	A	2.51	0.70
2010-11-01	IGT	International Game Technology PLC	D	-2.89	0.20	EBAY	Ebay	A	2.24	0.20
2010-11-01	CMA	Comerica	C	-1.87	0.20	BXP	Boston Properties	A	2.46	0.20
2010-11-01	CAH	Cardinal Health	C	-1.84	0.70	WYN	Wyndham Worldwide	A	2.24	0.70
2010-11-01	DLB	Dolby Laboratories	C	-1.85	0.10	ANF	Abercrombie & Fitch	A	2.23	0.10
2010-11-01	DHI	D.r. Horton	D	-2.88	0.00	RAI	Reynolds American	A	2.34	0.00
2010-11-01	TWX	Time Warner	C	-1.84	2.10	FD	Macy's	A	2.23	2.10
2010-11-01	SNDK	Sandisk Corp	C	-1.87	0.10	BRCM	Broadcom Corp	A	2.43	0.10
2010-11-01	C	Citigroup	C	-1.87	1.30	AVB	Avalonbay Communities	A	2.44	1.30
2010-11-01	JWN	Nordstrom	C	-1.86	0.10	IPG	Interpublic Group Of Companies	A	2.23	0.10
2010-11-01	PRU	Prudential Financial	C	-1.85	0.50	KIM	Kimco Realty	A	2.41	0.50
2010-11-01	HPQ	Hp	D	-2.87	1.40	INTU	Intuit	A	2.38	1.40
2010-11-01	MHS	Medco Health Solutions	D	-2.87	0.20	KG	King Pharmaceuticals	A	2.32	0.20
2010-11-01	RF	Regions Financial	C	-1.86	0.20	HCP	Hcp	A	2.38	0.20
2010-12-01	ADBE	Adobe Systems	D	-2.84	0.30	TDC	Teradata	A	2.61	0.30
2010-12-01	AXP	American Express	C	-1.83	0.50	HST	Host Hotels & Resorts	A	2.82	0.50
2010-12-01	BAC	Bank Of America	D	-2.90	1.30					
2010-12-01	CL	Colgate-palmolive	D	-2.85	0.40	TSN	Tyson Foods	A	2.62	0.40
2010-12-01	CPB	Campbell Soup	C	-1.85	0.40	MJN	Mead Johnson Nutrition	A	2.38	0.40
2010-12-01	COF	Capital One Financial	D	-2.84	0.10	AMP	Ameriprise Financial	A	2.71	0.10
2010-12-01	ISRG	Intuitive Surgical	D	-2.87	0.10	HSP	Hospira	A	2.44	0.10
2010-12-01	MS	Morgan Stanley	D	-2.85	0.70	DFS	Discover Financial Services	A	2.64	0.70
2010-12-01	K	Kellogg	D	-2.85	0.40	HAS	Hasbro	A	2.37	0.40
2010-12-01	KMB	Kimberly-clark	C	-1.84	0.00	HRL	Hormel Foods	A	2.33	0.00

Date	Ticker	Name	R	SM	W (%)	Ticker	Name	R	SM	W (%)
2010-12-01	LOW	Lowe's Companies	D	-2.86	0.60	WFM	Whole Foods Market	A	2.97	0.60
2010-12-01	PEG	Public Service Enterprise	C	-1.85	0.30	TEG	Integrays Energy	A	2.41	0.30
2010-12-01	SYI	Sysco	C	-1.84	0.60	KMX	Carmax	A	2.90	0.60
2010-12-01	ZION	Zions Bancorp	C	-1.89	0.10	STI	Suntrust Banks	A	2.60	0.10
2010-12-01	BBT	B&T	D	-2.89	0.40	TMK	Torchmark	A	2.58	0.40
2010-12-01	EOG	Eog Resources Teva	C	-1.87	1.10	FTI	Fmc Technologies	A	2.71	1.10
2010-12-01	TEVA	Pharmaceutical Industries Adr	D	-2.87	0.00	ESRX	Express Scripts Holding	A	2.41	0.00
2010-12-01	XLNX	Xilinx	C	-1.84	0.40	AKAM	Akamai Technologies	A	2.54	0.40
2010-12-01	S	Sprint Nextel	C	-1.87	0.70	QWST	Qwest Communications	A	2.54	0.70
2010-12-01	CSCO	Cisco Systems	D	-2.87	2.00	BRCM	Broadcom Corp	A	2.49	2.00
2010-12-01	CMA	Comerica	C	-1.86	0.20	EQR	Equity Residential	A	2.51	0.20
2010-12-01	TWX	Time Warner	C	-1.85	1.80	MAR	Marriott International	A	2.54	1.80
2010-12-01	SNDK	Sandisk Corp	C	-1.84	0.30	LXK	Lexmark Intl	A	2.43	0.30
2010-12-01	PRU	Prudential Financial	C	-1.85	0.60	VNO	Vornado Realty Trust	A	2.47	0.60
2010-12-01	HPQ	Hp	D	-2.87	0.90	ALTR	Altera Corp.	A	2.40	0.90
2010-12-01	RF	Regions Financial	C	-1.87	0.10	AVB	Avalonbay Communities	A	2.46	0.10
2011-01-03	CPB	Campbell Soup	C	-1.85	0.30	TSN	Tyson Foods	A	2.62	0.30
2011-01-03	ISRG	Intuitive Surgical	D	-2.87	0.00	HSP	Hospira	A	2.43	0.00
2011-01-03	HCP	Hcp	C	-1.84	0.30	HST	Host Hotels & Resorts	A	2.90	0.30
2011-01-03	PEG	Public Service Enterprise	C	-1.85	0.20	TEG	Integrays Energy	A	2.41	0.20
2011-01-03	SYI	Sysco	C	-1.84	0.60	WFM	Whole Foods Market	A	3.00	0.60
2011-01-03	EOG	Eog Resources Teva	D	-2.86	0.90	FTI	Fmc Technologies	A	2.72	0.90
2011-01-03	TEVA	Pharmaceutical Industries Adr	D	-2.86	0.00	ESRX	Express Scripts Holding	A	2.43	0.00
2011-01-03	CSCO	Cisco Systems	D	-2.86	2.00	TDC	Teradata	A	2.62	2.00
2011-01-03	DNDNQ	Dendreon Corp	C	-1.85	0.10	VAR	Varian Medical Systems	A	2.42	0.10
2011-01-03	RF	Regions Financial	C	-1.84	0.20	AMP	Ameriprise Financial	A	2.80	0.20
2011-02-01	ABT	Abbott Laboratories	D	-2.86	1.50	ESRX	Express Scripts Holding	A	2.44	1.50
2011-02-01	CELG	Celgene	C	-1.86	0.80	VAR	Varian Medical Systems	A	2.41	0.80
2011-02-01	CPB	Campbell Soup	C	-1.85	0.30	TSN	Tyson Foods	A	2.65	0.30
2011-02-01	GIS	General Mills	C	-1.85	0.50	MJN	Mead Johnson Nutrition	A	2.37	0.50
2011-02-01	JNJ	Johnson & Johnson	C	-1.84	0.10	SYK	Stryker	A	2.31	0.10
2011-02-01	MRK	Merck & Co	C	-1.85	1.50	THC	Tenet Healthcare	A	2.28	1.50
2011-02-01	PEG	Public Service Enterprise	C	-1.84	0.30	TEG	Integrays Energy	A	2.40	0.30
2011-02-01	S	Sprint Nextel	C	-1.84	0.80	QWST	Qwest Communications	A	2.55	0.80
2011-02-01	CSCO	Cisco Systems	D	-2.85	2.10	TDC	Teradata	A	2.64	2.10
2011-02-01	DNDNQ	Dendreon Corp	C	-1.86	0.40	CVH	Coventry Health Care	A	2.28	0.40
2011-02-01	DISCA	Discovery Communications	C	-1.86	0.10	WFM	Whole Foods Market	A	3.00	0.10
2011-02-01	DLB	Dolby Laboratories	C	-1.86	0.10	KMX	Carmax	A	2.89	0.10
2011-02-01	RF	Regions Financial	C	-1.84	0.20	HST	Host Hotels & Resorts	A	2.93	0.20
2011-02-01	EXPE	Expedia	C	-1.86	0.10	CVC	Cablevision Systems Corp	A	2.61	0.10
2011-02-01	G	Genpact	D	-2.86	0.20	CAT	Caterpillar	A	2.74	0.20
2011-03-01	ABT	Abbott Laboratories	D	-2.85	1.60	ESRX	Express Scripts Holding	A	2.42	1.60
2011-03-01	CELG	Celgene	C	-1.86	0.90	VAR	Varian Medical Systems	A	2.42	0.90
2011-03-01	CL	Colgate-palmolive	C	-1.84	0.40	TSN	Tyson Foods	A	2.70	0.40
2011-03-01	CPB	Campbell Soup	D	-2.85	0.30	MJN	Mead Johnson Nutrition	A	2.37	0.30

Date	Ticker	Name	R	SM	W (%)	Ticker	Name	R	SM	W (%)
2011-03-01	GIS	General Mills	C	-1.84	0.60	HRL	Hormel Foods	A	2.36	0.60
2011-03-01	JNJ	Johnson & Johnson	C	-1.84	0.10	SYK	Stryker	A	2.33	0.10
2011-03-01	MRK	Merck & Co	D	-2.86	1.50	THC	Tenet Healthcare	A	2.30	1.50
2011-03-01	PCG	Pg&e	C	-1.84	0.40	TEG	Integrys Energy	A	2.41	0.40
2011-03-01	PEG	Public Service Enterprise	C	-1.85	0.30	NI	Nisource	A	2.40	0.30
2011-03-01	S	Sprint Nextel	C	-1.85	0.70	QWST	Qwest Communications	A	2.51	0.70
2011-03-01	CSCO	Cisco Systems	D	-2.87	1.60	TDC	Teradata	A	2.67	1.60
2011-03-01	DNDNQ	Dendreon Corp	D	-2.87	0.40	CVH	Coventry Health Care	A	2.27	0.40
2011-03-01	DISCA	Discovery Communications	C	-1.84	0.10	WFM	Whole Foods Market	A	3.00	0.10
2011-03-01	G	Genpact	D	-2.88	0.10	CAT	Caterpillar	A	2.75	0.10
2011-04-01	VMW	Vmware	C	-1.86	0.10	TDC	Teradata	A	2.74	0.10
2011-04-01	SPLS	Staples	C	-1.86	0.50	WFM	Whole Foods Market	A	3.00	0.50
2011-04-01	BAC	Bank Of America	C	-1.85	1.70	HST	Host Hotels & Resorts	A	2.85	1.70
2011-04-01	CCL	Carnival	C	-1.87	0.70	KMX	Carmax	A	2.87	0.70
2011-04-01	CPB	Campbell Soup	D	-2.85	0.30	TSN	Tyson Foods	A	2.73	0.30
2011-04-01	CME	Cme	C	-1.84	0.20	AMP	Ameriprise Financial	A	2.84	0.20
2011-04-01	NLY	Annaly Capital Management	C	-1.84	0.10	DFS	Discover Financial Services	A	2.82	0.10
2011-04-01	JNJ	Johnson & Johnson	D	-2.84	0.10	ESRX	Express Scripts Holding	A	2.43	0.10
2011-04-01	MRK	Merck & Co	D	-2.85	1.50	VAR	Varian Medical Systems	A	2.42	1.50
2011-04-01	ISIL	Intersil	C	-1.87	0.10	LXK	Lexmark Intl	A	2.41	0.10
2011-04-01	PCAR	Paccar	C	-1.85	0.90	FDX	Fedex	A	2.46	0.90
2011-04-01	PCG	Pg&e	C	-1.85	0.40	TEG	Integrys Energy	A	2.42	0.40
2011-04-01	SYY	Sysco	D	-2.85	0.40	CVC	Cablevision Systems Corp	A	2.61	0.40
2011-04-01	RHT	Red Hat	C	-1.84	0.10	MCHP	Microchip Technology	A	2.38	0.10
2011-04-01	CSCO	Cisco Systems	D	-2.88	1.30	CPWR	Compuware Corp	A	2.37	1.30
2011-04-01	NKE	Nike	C	-1.86	0.00	HRL	Hormel Foods	A	2.38	0.00
2011-04-01	CMA	Comerica	C	-1.86	0.00	STI	Suntrust Banks	A	2.73	0.00
2011-04-01	DISCA	Discovery Communications	C	-1.85	0.10	TWC	Time Warner Cable Inc.	A	2.54	0.10
2011-04-01	FFIV	F5 Networks	C	-1.89	0.10	JDSU	JDS Uniphase Corporation	A	2.35	0.10
2011-04-01	SNDK	Sandisk Corp	C	-1.86	0.20	TER	Teradyne	A	2.33	0.20
2011-04-01	FTR	Frontier Communications	C	-1.86	0.10	PCS	T-Mobile US Inc.	A	2.50	0.10
2011-04-01	TGT	Target	D	-2.86	0.20	FDO	Family Dollar Stores	A	2.33	0.20
2011-04-01	MHS	Medco Health Solutions	C	-1.86	0.10	SYK	Stryker	A	2.33	0.10
2011-04-01	G	Genpact	D	-2.87	0.10		Fidelity National Information Services	A	2.44	0.10
2011-05-02	SPLS	Staples	D	-2.85	0.30	WFM	Whole Foods Market	A	3.00	0.30
2011-05-02	BAC	Bank Of America	C	-1.86	1.50	HST	Host Hotels & Resorts	A	2.86	1.50
2011-05-02	CCL	Carnival	C	-1.87	0.60	CMG	Chipotle Mexican Grill	A	3.00	0.60
2011-05-02	CPB	Campbell Soup	D	-2.85	0.30	TSN	Tyson Foods	A	2.75	0.30
2011-05-02	CME	Cme	C	-1.85	0.20	DFS	Discover Financial Services	A	2.84	0.20
2011-05-02	FITB	Fifth Third Bancorp	C	-1.86	0.20	AMP	Ameriprise Financial	A	2.83	0.20
2011-05-02	ISIL	Intersil	C	-1.84	0.10	TDC	Teradata	A	2.81	0.10
2011-05-02	PCAR	Paccar	C	-1.85	1.00	FDX	Fedex	A	2.46	1.00
2011-05-02	PCG	Pg&e	C	-1.84	0.20	TEG	Integrys Energy	A	2.44	0.20
2011-05-02	PEG	Public Service Enterprise	C	-1.84	0.10	NI	Nisource	A	2.41	0.10
2011-05-02	WFC	Wells Fargo	C	-1.86	2.00	SPG	Simon Property	A	2.74	2.00
2011-05-02	MRVL	Marvell Technology Teva	D	-2.89	0.30	MCHP	Microchip Technology	A	2.41	0.30
2011-05-02	TEVA	Pharmaceutical Industries Adr	D	-2.86	0.10	ESRX	Express Scripts Holding	A	2.44	0.10

Date	Ticker	Name	R	SM	W (%)	Ticker	Name	R	SM	W (%)
2011-05-02	CSCO	Cisco Systems	D	-2.88	1.20	LXK	Lexmark Intl	A	2.37	1.20
2011-05-02	NKE	Nike	C	-1.85	0.00	MJN	Mead Johnson Nutrition	A	2.42	0.00
2011-05-02	GS	Goldman Sachs	C	-1.86	1.60	STI	Suntrust Banks	A	2.70	1.60
2011-05-02	CMA	Comerica	C	-1.85	0.00	TMK	Torchmark	A	2.65	0.00
2011-05-02	FFIV	F5 Networks	C	-1.88	0.00	CPWR	Compuware Corp	A	2.36	0.00
2011-05-02	SNDK	Sandisk Corp	C	-1.85	0.20	NSM	Nat Semiconductor	A	2.33	0.20
2011-05-02	FTR	Frontier Communications	C	-1.86	0.10	PCS	T-Mobile US Inc.	A	2.50	0.10
2011-05-02	TGT	Target	D	-2.87	0.20	KMX	Carmax	A	2.92	0.20
2011-05-02	HPQ	Hp	D	-2.86	0.30	VRSN	Verisign	A	2.33	0.30
2011-05-02	MHS	Medco Health Solutions	C	-1.85	0.10	VAR	Varian Medical Systems	A	2.43	0.10
2011-05-02	GOOGL	Alphabet	C	-1.86	0.40	MOT	Motorola Solutions	A	2.30	0.40
2011-06-01	AFL	Aflac	C	-1.87	0.40	HST	Host Hotels & Resorts	A	2.83	0.40
2011-06-01	SPLS	Staples	D	-2.88	0.20	WFM	Whole Foods Market	A	3.00	0.20
2011-06-01	BAC	Bank Of America	C	-1.87	1.40	DFS	Discover Financial Services	A	2.80	1.40
2011-06-01	CCL	Carnival	C	-1.87	0.60	CMG	Chipotle Mexican Grill	A	3.00	0.60
2011-06-01	CME	Cme	C	-1.86	0.20	AMP	Ameriprise Financial	A	2.79	0.20
2011-06-01	EMR	Emerson Electric	C	-1.86	0.00	BLL	Ball	A	2.46	0.00
2011-06-01	FITB	Fifth Third Bancorp	C	-1.87	0.30	SPG	Simon Property	A	2.73	0.30
2011-06-01	TGNA	Tegna	C	-1.87	0.20	CVC	Cablevision Systems Corp	A	2.61	0.20
2011-06-01	AXLL	Axiall Corporation	C	-1.89	0.10	BTU	Peabody Energy Corp	A	2.39	0.10
2011-06-01	HBAN	Huntington Bancshares	C	-1.86	0.00	TMK	Torchmark	A	2.63	0.00
2011-06-01	MS	Morgan Stanley	C	-1.88	0.70	EQR	Equity Residential	A	2.60	0.70
2011-06-01	LRCX	Lam Research	C	-1.87	0.70	TDC	Teradata	A	2.80	0.70
2011-06-01	MSFT	Microsoft	D	-2.86	2.00	MCHP	Microchip Technology	A	2.38	2.00
2011-06-01	ISIL	Intersil	C	-1.85	0.10	NVDA	Nvidia	A	2.36	0.10
2011-06-01	PCAR	Paccar	C	-1.86	1.00	FDX	Fedex	A	2.44	1.00
2011-06-01	TROW	T Rowe Price	C	-1.86	0.10	BXP	Boston Properties	A	2.56	0.10
2011-06-01	WFC	Wells Fargo	C	-1.87	1.90	VNO	Vornado Realty Trust	A	2.55	1.90
2011-06-01	JNPR	Juniper Networks	C	-1.88	0.40	NSM	Nat Semiconductor	A	2.34	0.40
2011-06-01	MRVL	Marvell Technology Cameron	D	-2.88	0.10	CPWR	Compuware Corp	A	2.31	0.10
2011-06-01	CAM	International Corp. Teva	C	-1.88	0.20	FTI	Fmc Technologies	A	2.71	0.20
2011-06-01	TEVA	Pharmaceutical Industries Adr	D	-2.85	0.30	ESRX	Express Scripts Holding	A	2.45	0.30
2011-06-01	CSCO	Cisco Systems	D	-2.89	1.10	VRSN	Verisign	A	2.31	1.10
2011-06-01	GS	Goldman Sachs	C	-1.87	1.10	AVB	Avalonbay Communities	A	2.54	1.10
2011-06-01	FFIV	F5 Networks	C	-1.87	0.00	MOT	Motorola Solutions	A	2.30	0.00
2011-06-01		Berkshire Hathaway B	C	-1.85	0.20	VTR	Ventas	A	2.50	0.20
2011-06-01	USB	Us Bancorp	C	-1.86	0.30	KIM	Kimco Realty	A	2.45	0.30
2011-06-01	SNDK	Sandisk Corp	C	-1.86	0.20	LSI	LSI	A	2.30	0.20
2011-06-01	FTR	Frontier Communications	C	-1.85	0.10	PCS	T-Mobile US Inc.	A	2.55	0.10
2011-06-01	AXS	Axis Capital	C	-1.86	0.10	PSA	Public Storage	A	2.40	0.10
2011-06-01	TGT	Target	D	-2.87	0.20	TWC	Time Warner Cable Inc.	A	2.57	0.20
2011-06-01	HPQ	Hp	D	-2.88	0.30	TER	Teradyne	A	2.29	0.30
2011-06-01	RF	Regions Financial	C	-1.86	0.10	L	Loews	A	2.38	0.10
2011-06-01	GOOGL	Alphabet	C	-1.86	0.40	ADSK	Autodesk	A	2.27	0.40
2011-06-01	TIVO	Tivo	C	-1.86	0.10	BMC	BMC Software	A	2.26	0.10
2011-07-01	APH	Amphenol	C	-1.84	0.10	BA	Boeing	A	2.42	0.10
2011-07-01	FLR	Fluor	C	-1.86	0.70		Fidelity National Information Services	A	2.41	0.70

Date	Ticker	Name	R	SM	W (%)	Ticker	Name	R	SM	W (%)
2011-07-01	AFL	Aflac	C	-1.87	0.50	DFS	Discover Financial Services	A	2.90	0.50
2011-07-01	DVN	Devon Energy	C	-1.86	0.60	FTI	Fmc Technologies	A	2.73	0.60
2011-07-01	SPLS	Staples	D	-2.89	0.10	WFM	Whole Foods Market	A	3.00	0.10
2011-07-01	BAC	Bank Of America	D	-2.88	1.20	SPG	Simon Property	A	2.75	1.20
2011-07-01	CCL	Carnival	C	-1.86	0.70	CMG	Chipotle Mexican Grill	A	3.00	0.70
2011-07-01	DE	Deere	C	-1.86	0.10	FAST	Fastenal	A	2.38	0.10
2011-07-01	DIS	Walt Disney	C	-1.85	0.50	CVC	Cablevision Systems Corp	A	2.63	0.50
2011-07-01	FITB	Fifth Third Bancorp	C	-1.86	0.30	TMK	Torchmark	A	2.63	0.30
2011-07-01	TGNA	Tegna	C	-1.86	0.20	TWC	Time Warner Cable Inc.	A	2.60	0.20
2011-07-01	GE	General Electric	C	-1.85	0.40	JBL	Jabil Circuit	A	2.34	0.40
2011-07-01	AXLL	Axiall Corporation	C	-1.89	0.10	CLF	Cliffs Natural Resources	A	2.35	0.10
2011-07-01	HBAN	Huntington Bancshares	C	-1.85	0.00	EQR	Equity Residential	A	2.61	0.00
2011-07-01	HD	The Home Depot	C	-1.84	0.50	ANF	Abercrombie & Fitch	A	2.38	0.50
2011-07-01	MS	Morgan Stanley	D	-2.87	0.80	BXP	Boston Properties	A	2.57	0.80
2011-07-01	AMTD	Td Ameritrade	C	-1.85	0.10	AVB	Avalonbay Communities	A	2.55	0.10
2011-07-01	KLAC	Kla-tencor	C	-1.86	0.10	TDC	Teradata	A	2.89	0.10
2011-07-01	LEN	Lennar	C	-1.85	0.20	TSN	Tyson Foods	A	2.74	0.20
2011-07-01	LOW	Lowe's Companies	C	-1.85	0.40	FDO	Family Dollar Stores	A	2.35	0.40
2011-07-01	LRCX	Lam Research	C	-1.87	0.70	MCHP	Microchip Technology	A	2.39	0.70
2011-07-01	NBL	Noble Energy	C	-1.85	0.00	EP	El Paso Corporation	A	2.53	0.00
2011-07-01	NVLS	Novellus Systems	C	-1.85	0.10	NSM	Nat Semiconductor	A	2.34	0.10
2011-07-01	TROW	T Rowe Price	C	-1.86	0.10	VNO	Vornado Realty Trust	A	2.55	0.10
2011-07-01	WFC	Wells Fargo	C	-1.86	2.10	KIM	Kimco Realty	A	2.45	2.10
2011-07-01	IVZ	Invesco	C	-1.86	0.30	PSA	Public Storage	A	2.40	0.30
2011-07-01	JNPR	Juniper Networks	C	-1.88	0.50	CPWR	Compuware Corp	A	2.31	0.50
2011-07-01	CAM	Cameron International Corp.	C	-1.86	0.20	BHI	Baker Hughes	A	2.47	0.20
2011-07-01	EOG	Eog Resources	C	-1.86	1.00	COG	Cabot Oil & Gas	A	2.42	1.00
2011-07-01	TEVA	Teva Pharmaceutical Industries Adr	D	-2.85	0.30	VAR	Varian Medical Systems	A	2.43	0.30
2011-07-01	RE	Everest Re	C	-1.85	0.10	L	Loews	A	2.39	0.10
2011-07-01	CSCO	Cisco Systems	D	-2.89	1.00	NVDA	Nvidia	A	2.30	1.00
2011-07-01	GS	Goldman Sachs	D	-2.87	1.10	MCO	Moody's	A	2.35	1.10
2011-07-01	FFIV	F5 Networks	C	-1.87	0.00	MOT	Motorola Solutions	A	2.30	0.00
2011-07-01		Berkshire Hathaway B	D	-2.85	0.20	MI	Marshall & Ilsley	A	2.29	0.20
2011-07-01	USB	Us Bancorp	C	-1.85	0.30	IRM	Iron Mountain	A	2.28	0.30
2011-07-01	SNDK	Sandisk Corp	C	-1.87	0.10	LSI	LSI	A	2.30	0.10
2011-07-01	FTR	Frontier Communications	C	-1.86	0.10	PCS	T-Mobile US Inc.	A	2.54	0.10
2011-07-01	AXS	Axis Capital	C	-1.86	0.10	TRV	Travelers Companies	A	2.26	0.10
2011-07-01	TGT	Target	D	-2.87	0.20	TIF	Tiffany	A	2.34	0.20
2011-07-01	JOY	Joy Global	C	-1.84	0.10	A	Agilent Technologies	A	2.32	0.10
2011-07-01	HPQ	Hp	D	-2.87	0.40	SYMC	Symantec	A	2.27	0.40
2011-07-01	WLL	Whiting Petroleum	C	-1.87	0.10	SE	Spectra Energy	A	2.40	0.10
2011-07-01	PAY	Verifone Systems	C	-1.87	0.20	BMC	BMC Software	A	2.27	0.20
2011-07-01	CXO	Concho Resources	C	-1.86	0.10	HP	Helmerich & Payne	A	2.29	0.10
2011-07-01	GOOGL	Alphabet	C	-1.86	0.40	WDC	Western Digital	A	2.26	0.40
2011-07-01	ARNC	Arconic	C	-1.85	0.50	EMN	Eastman Chemical	A	2.34	0.50
2011-08-01	APH	Amphenol	C	-1.86	0.10	FAST	Fastenal	A	2.34	0.10
2011-08-01	FLR	Fluor	C	-1.86	0.60	ADP	Automatic Data Processing	A	2.26	0.60
2011-08-01	ADI	Analog Devices	C	-1.87	0.10	TDC	Teradata	A	2.81	0.10
2011-08-01	MET	Metlife	C	-1.86	0.90	DFS	Discover Financial Services	A	2.87	0.90

Date	Ticker	Name	R	SM	W (%)	Ticker	Name	R	SM	W (%)
2011-08-01	AFL	Aflac	D	-2.87	0.50	SPG	Simon Property	A	2.76	0.50
2011-08-01	CTSH	Cognizant Technology Solutions	C	-1.86	1.00	NSM	Nat Semiconductor	A	2.34	1.00
2011-08-01	ALTR	Altera Corp.	C	-1.86	0.10	LSI	LSI	A	2.31	0.10
2011-08-01	DVN	Devon Energy	C	-1.86	0.50	FTI	Fmc Technologies	A	2.74	0.50
2011-08-01	SPLS	Staples	D	-2.89	0.00	WFM	Whole Foods Market	A	3.00	0.00
2011-08-01	ARW	Arrow Electronics	C	-1.88	0.00	PLL	Pall Corp	A	2.25	0.00
2011-08-01	ANTM	Anthem	C	-1.87	0.20	CVH	Coventry Health Care	A	2.29	0.20
2011-08-01	KKR	Kkr	C	-1.88	0.10	EQR	Equity Residential	A	2.61	0.10
2011-08-01	BAC	Bank Of America	D	-2.89	1.00	BXP	Boston Properties	A	2.56	1.00
2011-08-01	FDS	Factset Research Systems	C	-1.86	0.10	CMG	Chipotle Mexican Grill	A	3.00	0.10
2011-08-01	CCL	Carnival	C	-1.89	0.80	CVC	Cablevision Systems Corp	A	2.58	0.80
2011-08-01	CPB	Campbell Soup	D	-2.84	0.40	MJN	Mead Johnson Nutrition	A	2.45	0.40
2011-08-01	COF	Capital One Financial	C	-1.86	0.10	AVB	Avalonbay Communities	A	2.55	0.10
2011-08-01	CMI	Cummins	C	-1.86	0.20	R	Ryder System	A	2.25	0.20
2011-08-01	DD	E.i. Du Pont De Nemours	C	-1.85	1.20	CLF	Cliffs Natural Resources	A	2.33	1.20
2011-08-01	DE	Deere	C	-1.87	0.10	ROP	Roper Technologies	A	2.24	0.10
2011-08-01	DIS	Walt Disney	C	-1.85	0.40	TWC	Time Warner Cable Inc.	A	2.55	0.40
2011-08-01	INTU	Intuit	C	-1.86	0.10	CPWR	Compuware Corp	A	2.30	0.10
2011-08-01	DOW	Dow Chemical	C	-1.86	0.30	EMN	Eastman Chemical	A	2.31	0.30
2011-08-01	CME	Cme	C	-1.84	0.20	VNO	Vornado Realty Trust	A	2.53	0.20
2011-08-01	EMR	Emerson Electric	C	-1.86	0.60	DOV	Dover	A	2.24	0.60
2011-08-01	FITB	Fifth Third Bancorp	C	-1.87	0.30	KIM	Kimco Realty	A	2.45	0.30
2011-08-01	TGNA	Tegna	C	-1.88	0.10	ANF	Abercrombie & Fitch	A	2.41	0.10
2011-08-01	GE	General Electric	C	-1.86	0.40	MWV	MeadWestvaco	A	2.24	0.40
2011-08-01	AXLL	Axiall Corporation	C	-1.92	0.10	ECL	Ecolab	A	2.28	0.10
2011-08-01	STT	State Street	C	-1.86	0.50	PSA	Public Storage	A	2.41	0.50
2011-08-01	HBAN	Huntington Bancshares	C	-1.85	0.00	MCO	Moody's	A	2.31	0.00
2011-08-01	HCP	Hcp	C	-1.86	0.30	IRM	Iron Mountain	A	2.26	0.30
2011-08-01	HD	The Home Depot	C	-1.85	0.50	TIF	Tiffany Apartment	A	2.34	0.50
2011-08-01	MS	Morgan Stanley	D	-2.88	0.70	AIV	Investment & Management	A	2.25	0.70
2011-08-01	AMTD	Td Ameritrade	C	-1.86	0.10	SLM	Slm	A	2.24	0.10
2011-08-01	LEN	Lennar	C	-1.86	0.20	HRL	Hormel Foods	A	2.38	0.20
2011-08-01	LOW	Lowe's Companies	C	-1.87	0.40	AN	Autonation	A	2.34	0.40
2011-08-01	LRCX	Lam Research	C	-1.88	0.60	MOT	Motorola Solutions	A	2.28	0.60
2011-08-01	MRK	Merck & Co	C	-1.85	2.10	SYK	Stryker	A	2.28	2.10
2011-08-01	MYL	Mylan	C	-1.85	0.10	AET	Aetna	A	2.25	0.10
2011-08-01	NVLS	Novellus Systems	C	-1.85	0.00	NVDA	Nvidia	A	2.27	0.00
2011-08-01	ORCL	Oracle	C	-1.86	1.10	SYMC	Symantec	A	2.26	1.10
2011-08-01	OXY	Occidental Petroleum	C	-1.86	1.70	EP	El Paso Corporation	A	2.53	1.70
2011-08-01	PCAR	Paccar	C	-1.87	1.00	FISV	Fiserv	A	2.22	1.00
2011-08-01	PG	Procter & Gamble	C	-1.85	1.80	SJM	Jm Smucker	A	2.38	1.80
2011-08-01	PH	Parker-hannifin	C	-1.87	0.10	TSS	Total System Services	A	2.22	0.10
2011-08-01	T	At&t	C	-1.85	0.50	TE	Teco Energy	A	2.36	0.50
2011-08-01	STI	Suntrust Banks	C	-1.88	0.10	MMC	Marsh & Mclennan Cos	A	2.23	0.10
2011-08-01	TROW	T Rowe Price	C	-1.87	0.10	AOC	Aon plc	A	2.22	0.10
2011-08-01	WFC	Wells Fargo	C	-1.86	2.10	BEN	Franklin Resources	A	2.22	2.10
2011-08-01	WMT	Wal-mart Stores	C	-1.85	0.20	FDO	Family Dollar Stores	A	2.34	0.20
2011-08-01	RHT	Red Hat	C	-1.86	0.10	ADSK	Autodesk	A	2.23	0.10
2011-08-01	ZION	Zions Bancorp	C	-1.86	0.10	WY	Weyerhaeuser	A	2.21	0.10
2011-08-01	IVZ	Invesco	C	-1.87	0.30	BLK	Blackrock	A	2.21	0.30
2011-08-01	JNPR	Juniper Networks	C	-1.91	0.30	GOOGL	Google Class A	A	2.21	0.30
2011-08-01	CAM	Cameron International Corp.	C	-1.85	0.20	BHI	Baker Hughes	A	2.48	0.20

Date	Ticker	Name	R	SM	W (%)	Ticker	Name	R	SM	W (%)
2011-08-01	EOG	Eog Resources	C	-1.86	0.70	COG	Cabot Oil & Gas	A	2.46	0.70
2011-08-01	TEVA	Pharmaceutical Industries Adr	D	-2.87	0.20	FRX	Forest Laboratories	A	2.25	0.20
2011-08-01	ESRX	Express Scripts	C	-1.85	0.20	CI	Cigna	A	2.25	0.20
2011-08-01	RE	Everest Re	C	-1.85	0.10	CB	Chubb Corp	A	2.21	0.10
2011-08-01	SRE	Sempra Energy	C	-1.85	0.40	NI	Nisource	A	2.43	0.40
2011-08-01	CSCO	Cisco Systems	D	-2.89	1.20	DELL	Dell	A	2.21	1.20
2011-08-01	GS	Goldman Sachs	D	-2.87	1.20	NYX	NYSE Euronext	A	2.20	1.20
2011-08-01	DNDNQ	Dendreon Corp	C	-1.86	0.40	CEPH	Cephalon	A	2.24	0.40
2011-08-01	GPN	Global Payments	C	-1.85	0.00	CTAS	Cintas	A	2.21	0.00
2011-08-01	PEP	Pepsico	C	-1.85	0.20	RAI	Reynolds American	A	2.36	0.20
2011-08-01		Berkshire Hathaway B	D	-2.86	0.20	LM	Legg Mason	A	2.20	0.20
2011-08-01	STJ	St Jude Medical Inc	C	-1.86	0.40	WAT	Waters	A	2.24	0.40
2011-08-01	SNDK	Sandisk Corp	C	-1.87	0.10	BMC	BMC Software	A	2.20	0.10
2011-08-01	FTR	Frontier Communications	C	-1.87	0.10	GPC	Genuine Parts	A	2.35	0.10
2011-08-01	AXS	Axis Capital	D	-2.86	0.10	FII	Federated Investors	A	2.18	0.10
2011-08-01	HRI	Herc	C	-1.87	0.00	JWN	Nordstrom	A	2.29	0.00
2011-08-01	HON	Honeywell International	C	-1.86	0.80	RHI	Robert Half International	A	2.21	0.80
2011-08-01	JOY	Joy Global	C	-1.85	0.20	RRD	R.r.donnelleys&sons	A	2.21	0.20
2011-08-01	HPQ	Hp	D	-2.88	0.10	CA	Ca	A	2.20	0.10
2011-08-01	WLL	Whiting Petroleum	C	-1.87	0.10	SE	Spectra Energy	A	2.39	0.10
2011-08-01	PAY	Verifone Systems	C	-1.89	0.20	MU	Micron Technology	A	2.18	0.20
2011-08-01	CXO	Concho Resources	C	-1.86	0.20	RRC	Range Resources	A	2.34	0.20
2011-08-01	ARNC	Arconic	C	-1.86	0.50	IFF	International Flavors & Fragrances	A	2.25	0.50
2011-09-01	AMT	American Tower	C	-1.84	0.10	DFS	Discover Financial Services	A	2.85	0.10
2011-09-01	ABT	Abbott Laboratories	C	-1.84	1.20	CVH	Coventry Health Care	A	2.30	1.20
2011-09-01	FLR	Fluor	C	-1.87	0.60	FAST	Fastenal	A	2.34	0.60
2011-09-01	ADBE	Adobe Systems	D	-2.88	0.10	TDC	Teradata	A	2.74	0.10
2011-09-01	ADI	Analog Devices	C	-1.87	0.10	NSM	Nat Semiconductor	A	2.34	0.10
2011-09-01	MET	Metlife	D	-2.89	0.80	EQR	Equity Residential	A	2.60	0.80
2011-09-01	AEP	American Electric Power	C	-1.84	0.30	NI	Nisource	A	2.45	0.30
2011-09-01	AFL	Aflac	D	-2.90	0.20	AVB	Avalonbay Communities	A	2.56	0.20
2011-09-01	NVE	NV Energy	C	-1.85	0.00	D	Dominion Resources	A	2.30	0.00
2011-09-01	CTSH	Cognizant Technology Solutions	C	-1.87	0.90	CPWR	Compuware Corp	A	2.26	0.90
2011-09-01	ALTR	Altera Corp.	C	-1.88	0.10	NVDA	Nvidia	A	2.25	0.10
2011-09-01	DVN	Devon Energy	C	-1.88	0.40	FTI	Fmc Technologies	A	2.71	0.40
2011-09-01	APA	Apache	C	-1.87	0.30	HAL	Halliburton	A	2.53	0.30
2011-09-01	SPLS	Staples	D	-2.90	0.10	WFM	Whole Foods Market	A	3.00	0.10
2011-09-01	ARW	Arrow Electronics	C	-1.89	0.00	ACN	Accenture Cl A	A	2.33	0.00
2011-09-01	ANTM	Anthem	C	-1.87	0.10	DVA	Davita	A	2.29	0.10
2011-09-01	KKR	Kkr	C	-1.89	0.10	BXP	Boston Properties	A	2.54	0.10
2011-09-01	BAC	Bank Of America	D	-2.91	0.90					
2011-09-01	FDS	Factset Research Systems	C	-1.87	0.10	CMG	Chipotle Mexican Grill	A	3.00	0.10
2011-09-01	CAT	Caterpillar	C	-1.87	0.10	PLL	Pall Corp	A	2.26	0.10
2011-09-01	CCK	Crown	C	-1.86	0.20	ROP	Roper Technologies	A	2.23	0.20
2011-09-01	CCL	Carnival	D	-2.89	0.80	TWC	Time Warner Cable Inc.	A	2.49	0.80
2011-09-01	CM- CSA	Comcast	C	-1.86	0.90	CVC	Cablevision Systems Corp	A	2.43	0.90
2011-09-01	CMS	Cms Energy	C	-1.84	0.20	OKE	Oneok	A	2.28	0.20
2011-09-01	RNR	Renaissancere	C	-1.85	0.10	VNO	Vornado Realty Trust	A	2.49	0.10
2011-09-01	CPB	Campbell Soup	D	-2.85	0.50	MJN	Mead Johnson Nutrition	A	2.45	0.50

Date	Ticker	Name	R	SM	W (%)	Ticker	Name	R	SM	W (%)
2011-09-01	MAR	Marriott International	D	-2.89	0.10	AN	Autonation	A	2.37	0.10
2011-09-01	COF	Capital One Financial	C	-1.87	0.50	PSA	Public Storage	A	2.42	0.50
2011-09-01	CMI	Cummins	C	-1.87	0.20	DOV	Dover	A	2.23	0.20
2011-09-01	CVS	Cvs Health	C	-1.85	0.50	ANF	Abercrombie & Fitch	A	2.34	0.50
2011-09-01	DD	E.i. Du Pont De Nemours	C	-1.86	1.30	CLF	Cliffs Natural Resources	A	2.31	1.30
2011-09-01	DE	Deere	C	-1.87	0.10	CHRW	C.h.robinson Worldwide	A	2.22	0.10
2011-09-01	DIS	Walt Disney	C	-1.87	0.10	TIF	Tiffany	A	2.31	0.10
2011-09-01	INTU	Intuit	C	-1.86	0.10	CA	Ca	A	2.19	0.10
2011-09-01	DOW	Dow Chemical	C	-1.89	0.30	ECL	Ecolab	A	2.29	0.30
2011-09-01	CME	Cme	C	-1.85	0.10	KIM	Kimco Realty	A	2.41	0.10
2011-09-01	EMC	EMC Corp	C	-1.87	0.30	BMC	BMC Software	A	2.19	0.30
2011-09-01	EMR	Emerson Electric	D	-2.87	0.80	CTAS	Cintas	A	2.21	0.80
2011-09-01	PGN	Progress Energy	C	-1.83	0.00	CEG	Constellation Energy	A	2.23	0.00
2011-09-01	FITB	Fifth Third Bancorp	D	-2.89	0.20	IRM	Iron Mountain	A	2.27	0.20
2011-09-01	NEE	Nextera Energy	C	-1.84	0.90	GAS	Nicor	A	2.23	0.90
2011-09-01	GE	General Electric	C	-1.87	0.40	FISV	Fiserv	A	2.20	0.40
2011-09-01	AXLL	Axiall Corporation	C	-1.91	0.10	SIAL	Sigma Aldrich	A	2.23	0.10
2011-09-01	GIS	General Mills	C	-1.84	0.50	GPC	Genuine Parts Apartment	A	2.37	0.50
2011-09-01	STT	State Street	C	-1.88	0.30	AIV	Investment & Management	A	2.24	0.30
2011-09-01	HBAN	Huntington Bancshares	C	-1.88	0.00	MMC	Marsh & McLennan Cos	A	2.23	0.00
2011-09-01	HD	The Home Depot	C	-1.86	0.50	SBUX	Starbucks	A	2.28	0.50
2011-09-01	MS	Morgan Stanley	D	-2.91	0.60	V	Visa	A	2.22	0.30
2011-09-01	AMTD	Td Ameritrade	C	-1.89	0.30	HRL	Hormel Foods	A	2.36	0.00
2011-09-01	K	Kellogg	C	-1.84	0.00	GOOGL	Google Class A	A	2.19	0.10
2011-09-01	KLAC	Kla-tencor	C	-1.88	0.10	SJM	Jm Smucker	A	2.35	0.00
2011-09-01	LEN	Lennar	C	-1.89	0.00	DELL	Dell	A	2.19	0.00
2011-09-01	LLTC	Linear Technology	D	-2.87	0.00	WYN	Wyndham Worldwide	A	2.26	0.40
2011-09-01	LOW	Lowe's Companies	C	-1.88	0.40	ADSK	Autodesk	A	2.18	0.50
2011-09-01	LRCX	Lam Research	D	-2.90	0.50	SYK	Stryker	A	2.26	2.40
2011-09-01	MRK	Merck & Co	C	-1.85	2.40	CEPH	Cephalon	A	2.25	0.10
2011-09-01	MYL	Mylan	C	-1.87	0.10	NRG	Nrg Energy	A	2.21	0.10
2011-09-01	ES	Eversource Energy	C	-1.84	0.10	LXK	Lexmark Intl	B	1.20	0.00
2011-09-01	NVLS	Novellus Systems	C	-1.87	0.00	CI	Cigna	A	2.24	0.10
2011-09-01	NVO	Novo Nordisk ADR	C	-1.86	0.10	BRCM	Broadcom Corp	B	1.19	1.50
2011-09-01	ORCL	Oracle	C	-1.87	1.50	COG	Cabot Oil & Gas	A	2.46	2.10
2011-09-01	OXY	Occidental Petroleum	C	-1.88	2.10	BHI	Baker Hughes	A	2.38	1.50
2011-09-01	COP	Conocophillips	C	-1.86	1.50	R	Ryder System	A	2.20	0.90
2011-09-01	PCAR	Paccar	D	-2.88	0.90	AOC	Aon plc	A	2.22	0.70
2011-09-01	CB	Chubb	C	-1.85	0.70	AGN	Allergan	A	2.23	0.80
2011-09-01	PFE	Pfizer	C	-1.85	0.80	BF.B	Brown-forman	A	2.32	2.10
2011-09-01	PG	Procter & Gamble	C	-1.84	2.10	ITW	Illinois Tool Works	A	2.18	0.10
2011-09-01	PH	Parker-hannifin	C	-1.88	0.10	MKC	Mccormick	A	2.28	0.60
2011-09-01	T	At&t	C	-1.85	0.60	JWN	Nordstrom	A	2.26	0.10
2011-09-01	YYY	Sysco	C	-1.86	0.10	BEN	Franklin Resources	A	2.21	0.10
2011-09-01	TROW	T Rowe Price	C	-1.88	0.10	AMB	Prologis	A	2.20	2.10
2011-09-01	WFC	Wells Fargo	C	-1.88	2.10	RRC	Range Resources	A	2.33	0.60
2011-09-01	WMB	Williams Companies	C	-1.86	0.60	FD	Macy's	A	2.26	0.10
2011-09-01	WMT	Wal-mart Stores	D	-2.85	0.10	LUK	Leucadia National	A	2.25	0.10
2011-09-01	RHT	Red Hat	C	-1.86	0.10	WY	Weyerhaeuser	A	2.19	0.10
2011-09-01	ZION	Zions Bancorp	C	-1.89	0.10	EQT	Eq	A	2.31	0.20
2011-09-01	PXD	Pioneer Natural Resources	C	-1.88	0.20	BBT	Bb&t	A	2.17	0.30
2011-09-01	IVZ	Invesco	D	-2.89	0.30	CHK	Chesapeake Energy	A	2.28	0.50
2011-09-01	JNPR	Juniper Networks	D	-2.92	0.20	FRX	Forest Laboratories	A	2.23	0.20
2011-09-01	EOG	Eog Resources	C	-1.87	0.50	LO	Lorillard	A	2.25	0.10
2011-09-01	TEVA	Teva Pharmaceutical Industries ADR	D	-2.88	0.20					
2011-09-01	INTC	Intel	C	-1.86	0.10					

Date	Ticker	Name	R	SM	W (%)	Ticker	Name	R	SM	W (%)
2011-09-01	ESRX	Express Scripts	C	-1.87	0.10	BAX	Baxter International	A	2.23	0.10
2011-09-01	RE	Everest Re	D	-2.86	0.10	NYX	NYSE Euronext	A	2.16	0.10
2011-09-01	S	Sprint Nextel	C	-1.89	0.40	CLX	Clorox	A	2.25	0.40
2011-09-01	CSCO	Cisco Systems	D	-2.89	1.40	EA	Electronic Arts	A	2.24	1.40
2011-09-01	GS	Goldman Sachs	D	-2.89	0.90	PBCT	People's United Financial	A	2.15	0.90
2011-09-01	DNDNQ	Dendreon Corp	D	-2.95	0.10					
2011-09-01	GPN	Global Payments	C	-1.86	0.00	ITT	ITT Inc.	A	2.18	0.00
2011-09-01	PEP	Pepsico	C	-1.85	0.00	HOG	Harley-davidson	A	2.29	0.00
2011-09-01		Berkshire Hathaway B	D	-2.86	0.30	PNC	Pnc Financial Services	A	2.15	0.30
2011-09-01	MCK	Mckesson	C	-1.85	0.50	EXPE	Expedia	A	2.26	0.50
2011-09-01	TWX	Time Warner	C	-1.86	1.60	VIAB	Viacom	A	2.25	1.60
2011-09-01	STJ	St Jude Medical Inc	C	-1.86	0.50	THC	Tenet Healthcare	A	2.22	0.50
2011-09-01	AXS	Axis Capital	D	-2.87	0.10	ABC	Amerisourcebergen	A	2.24	0.10
2011-09-01	HRI	Herc	C	-1.89	0.00	EBAY	Ebay	A	2.25	0.00
2011-09-01	NTAP	Netapp	D	-2.90	0.10	HRB	H.& R.block	A	2.24	0.10
2011-09-01	CTXS	Citrix Systems	C	-1.89	0.20	TJX	Tjx Companies	A	2.22	0.20
2011-09-01	C	Citigroup	D	-2.90	1.40					
2011-09-01	HIG	The Hartford Financial Services	D	-2.89	0.10	WAG	Walgreens Boots Alliance	A	2.22	0.10
2011-09-01	HON	Honeywell International	C	-1.87	0.80	LMT	Lockheed Martin	A	2.18	0.80
2011-09-01	JOY	Joy Global	C	-1.87	0.20	JEC	Jacobs Engineering	A	2.18	0.20
2011-09-01	HPQ	Hp	D	-2.91	0.10					
2011-09-01	WLL	Whiting Petroleum	C	-1.90	0.10	HP	Helmerich & Payne	A	2.25	0.10
2011-09-01	PAY	Verifone Systems	C	-1.90	0.20	SNA	Snap-on	A	2.22	0.20
2011-09-01	CXO	Concho Resources	C	-1.87	0.10	QEP	Qep Resources	A	2.21	0.10
2011-09-01	AWK	American Water Works	C	-1.84	0.10	PPL	Ppl	A	2.20	0.10
2011-09-01	TIVO	Tivo	C	-1.86	0.10	HSY	The Hershey	A	2.21	0.10
2011-09-01	ARNC	Arconic	C	-1.89	0.40	ATI	Allegheny Technologies	A	2.20	0.40
2011-10-03	ABT	Abbott Laboratories	C	-1.85	1.20	CEPH	Cephalon	A	2.25	1.20
2011-10-03	FLR	Fluor	C	-1.90	0.50	ACN	Accenture Cl A	A	2.32	0.50
2011-10-03	ADBE	Adobe Systems	D	-2.89	0.20	TDC	Teradata	A	2.74	0.20
2011-10-03	WU	The Western Union	D	-2.89	0.00	VNO	Vornado Realty Trust	A	2.41	0.00
2011-10-03	ADI	Analog Devices	D	-2.88	0.10	NVDA	Nvidia	A	2.22	0.10
2011-10-03	MET	Metlife	D	-2.91	0.80					
2011-10-03	AFL	Aflac	D	-2.91	0.30					
2011-10-03	NVE	NV Energy Cognizant	C	-1.85	0.00	NI	Nisource	A	2.44	0.00
2011-10-03	CTSH	Technology Solutions	D	-2.88	1.00	DELL	Dell	A	2.18	1.00
2011-10-03	ALTR	Altera Corp.	C	-1.90	0.10	GOOGL	Google Class A	A	2.17	0.10
2011-10-03	DRI	Darden Restaurants	C	-1.87	0.10	WFM	Whole Foods Market	A	3.00	0.10
2011-10-03	DVN	Devon Energy	D	-2.90	0.40					
2011-10-03	APA	Apache	D	-2.90	0.30					
2011-10-03	APD	Air Products & Chemicals	D	-2.87	0.70	SIAL	Sigma Aldrich	A	2.22	0.70
2011-10-03	SPLS	Staples	D	-2.91	0.10					
2011-10-03	ARW	Arrow Electronics	C	-1.91	0.00	PLL	Pall Corp	A	2.21	0.00
2011-10-03	ANTM	Anthem	C	-1.87	0.10	DVA	Davita	A	2.24	0.10
2011-10-03	GAS	AGL Resources	C	-1.85	0.20	D	Dominion Resources	A	2.30	0.20
2011-10-03	AVT	Avnet	D	-2.89	0.00	ROP	Roper Technologies	A	2.20	0.00
2011-10-03	KKR	Kkr	C	-1.91	0.10	PSA	Public Storage	A	2.37	0.10
2011-10-03	AXP	American Express	C	-1.86	0.40	KIM	Kimco Realty	A	2.34	0.40
2011-10-03	BAC	Bank Of America	D	-2.94	0.70					
2011-10-03	FDS	Factset Research Systems	C	-1.87	0.10	CMG	Chipotle Mexican Grill	A	3.00	0.10
2011-10-03	CAT	Caterpillar	C	-1.90	0.10	DOV	Dover	A	2.18	0.10
2011-10-03	CCK	Crown	C	-1.88	0.20	LMT	Lockheed Martin	A	2.17	0.20
2011-10-03	CCL	Carnival	D	-2.90	0.90	TWC	Time Warner Cable Inc.	A	2.47	0.90

Date	Ticker	Name	R	SM	W (%)	Ticker	Name	R	SM	W (%)
2011-10-03	CM-CSA	Comcast	C	-1.87	0.90	AN	Autonation	A	2.29	0.90
2011-10-03	RNR	Renaissancere	C	-1.86	0.10	V	Visa	A	2.21	0.10
2011-10-03	CPB	Campbell Soup	D	-2.85	0.50	MJN	Mead Johnson Nutrition	A	2.43	0.50
2011-10-03	MAR	Marriott International	D	-2.90	0.10	JWN	Nordstrom	A	2.26	0.10
2011-10-03	COF	Capital One Financial	C	-1.89	0.50	AOC	Aon plc	A	2.19	0.50
2011-10-03	CMI	Cummins	C	-1.89	0.20	TSS	Total System Services	A	2.17	0.20
2011-10-03	CVS	Cvs Health	C	-1.86	0.50	SBUX	Starbucks	A	2.26	0.50
2011-10-03	DD	E.i. Du Pont De Nemours	C	-1.89	1.20	NEM	Newmont Mining	A	2.19	1.20
2011-10-03	DE	Deere	D	-2.90	0.10	ITT	ITT Inc.	A	2.16	0.10
2011-10-03	YUM	Yum Brands	C	-1.86	0.60	EBAY	Ebay	A	2.23	0.60
2011-10-03	DIS	Walt Disney	D	-2.89	0.10	TJX	Tjx Companies	A	2.23	0.10
2011-10-03	INTU	Intuit	D	-2.86	0.10	TLAB	Tellabs	B	1.18	0.10
2011-10-03	DOW	Dow Chemical	D	-2.91	0.20					
2011-10-03	CME	Cme	D	-2.86	0.20	AMB	Prologis	A	2.17	0.20
2011-10-03	EMC	EMC Corp	C	-1.88	0.30	BRCM	Broadcom Corp	B	1.17	0.30
2011-10-03	EMR	Emerson Electric	D	-2.88	0.70	R	Ryder System	A	2.16	0.70
2011-10-03	FCX	Freeport-mcmoran	D	-2.92	0.40					
2011-10-03	NLY	Annaly Capital Management	D	-2.86	0.10	WY	Weyerhaeuser	A	2.17	0.10
2011-10-03	FITB	Fifth Third Bancorp	D	-2.89	0.20	BEN	Franklin Resources	A	2.16	0.20
2011-10-03	NEE	Nextera Energy	C	-1.85	0.90	GAS	Nicor	A	2.22	0.90
2011-10-03	GE	General Electric	C	-1.89	0.40	PPL	Ppl	A	2.19	0.40
2011-10-03	AXLL	Axiall Corporation	D	-2.95	0.10					
2011-10-03	STT	State Street	D	-2.90	0.30	ED	Consolidated Edison	A	2.19	0.30
2011-10-03	HBAN	Huntington Bancshares	D	-2.88	0.00	AEE	Ameren	A	2.19	0.00
2011-10-03	HCP	Hcp	C	-1.85	0.50	XEL	Xcel Energy	A	2.19	0.50
2011-10-03	HD	The Home Depot	C	-1.86	0.60	ABC	Amerisourcebergen	A	2.22	0.60
2011-10-03	PCLN	The Priceline	C	-1.86	0.20	HRB	H.& R.block	A	2.21	0.20
2011-10-03	HUM	Humana	C	-1.86	0.70	AGN	Allergan	A	2.23	0.70
2011-10-03	MS	Morgan Stanley	D	-2.93	0.50					
2011-10-03	JCI	Johnson Controls	D	-2.90	1.20					
2011-10-03	AMTD	Td Ameritrade	D	-2.90	0.30	FE	Firstenergy	A	2.19	0.30
2011-10-03	JNJ	Johnson & Johnson	C	-1.85	0.70	BAX	Baxter International	A	2.22	0.70
2011-10-03	K	Kellogg	C	-1.85	0.00	HRL	Hormel Foods	A	2.35	0.00
2011-10-03	KLAC	Kla-tencor	C	-1.88	0.10	LXK	Lexmark Intl	B	1.16	0.10
2011-10-03	LEN	Lennar	D	-2.90	0.00					
2011-10-03	LLTC	Linear Technology	D	-2.87	0.00	PPG	Ppg Industries	A	2.18	0.00
2011-10-03	LOW	Lowe's Companies	D	-2.88	0.40	EXPE	Expedia	A	2.21	0.40
2011-10-03	LRCX	Lam Research	D	-2.90	0.50	SO	Southern	A	2.18	0.50
2011-10-03	MAT	Mattel	C	-1.85	0.10	HOG	Harley-davidson	A	2.26	0.10
2011-10-03		Minnesota Mng.& Mfg	D	-2.88	0.40	NRG	Nrg Energy	A	2.18	0.40
2011-10-03	MRK	Merck & Co	D	-2.86	2.60	BMJ	Bristol-myers Squibb	A	2.22	2.60
2011-10-03	MYL	Mylan	C	-1.89	0.10	CI	Cigna	A	2.21	0.10
2011-10-03	ES	Eversource Energy	C	-1.85	0.10	CEG	Constellation Energy	A	2.22	0.10
2011-10-03	NVLS	Novellus Systems	C	-1.88	0.00	CLF	Cliffs Natural Resources	A	2.18	0.00
2011-10-03	NVO	Novo Nordisk ADR	C	-1.87	0.10	BCR	C R Bard	A	2.18	0.10
2011-10-03	ORCL	Oracle	C	-1.87	1.70	HP	Helmerich & Payne	A	2.16	1.70
2011-10-03	OXY	Occidental Petroleum	C	-1.90	1.90	FTI	Fmc Technologies	A	2.59	1.90
2011-10-03	COP	Conocophillips	C	-1.87	1.40	HAL	Halliburton	A	2.36	1.40
2011-10-03	PCAR	Paccar	D	-2.90	0.90	COG	Cabot Oil & Gas	A	2.16	0.90
2011-10-03	CB	Chubb	C	-1.86	0.70	QEP	Qep Resources	A	2.15	0.70
2011-10-03	PFE	Pfizer	C	-1.87	0.80	LLY	Eli Lilly	A	2.18	0.80
2011-10-03	PG	Procter & Gamble	C	-1.84	2.30	LO	Lorillard	A	2.25	2.30
2011-10-03	PH	Parker-hannifin	D	-2.90	0.10	NBL	Noble Energy	A	2.14	0.10
2011-10-03	T	At&t	C	-1.85	0.60	CNX	Consol Energy	A	2.12	0.60
2011-10-03	SYT	Sysco	D	-2.87	0.20	WAG	Walgreens Boots Alliance	A	2.20	0.20
2011-10-03	TROW	T Rowe Price	D	-2.89	0.10	PCG	Pg&e	B	1.18	0.10
2011-10-03	WFC	Wells Fargo	D	-2.89	2.10	SCG	Scana	B	1.17	2.10

Date	Ticker	Name	R	SM	W (%)	Ticker	Name	R	SM	W (%)
2011-10-03	WMB	Williams Companies	C	-1.88	0.60	BHI	Baker Hughes	A	2.28	0.60
2011-10-03	WMT	Wal-mart Stores	D	-2.85	0.10	LTD	L Brands	A	2.20	0.10
2011-10-03	RHT	Red Hat	D	-2.85	0.10	URBN	Urban Outfitters	B	1.13	0.10
2011-10-03	ZION	Zions Bancorp	D	-2.91	0.00					
2011-10-03	PXD	Pioneer Natural Resources	C	-1.90	0.10	RRC	Range Resources	A	2.28	0.10
2011-10-03	IVZ	Invesco	D	-2.91	0.20					
2011-10-03	JNPR	Juniper Networks	D	-2.94	0.20					
2011-10-03	EOG	Eog Resources	D	-2.90	0.40					
2011-10-03	TEVA	Pharmaceutical Industries Adr	D	-2.89	0.20	DGX	Quest Diagnostics	A	2.18	0.20
2011-10-03	INTC	Intel	C	-1.86	0.10					
2011-10-03	ESRX	Express Scripts	D	-2.90	0.10					
2011-10-03	RE	Everest Re	D	-2.86	0.20					
2011-10-03	ARM	Arm Holdings	C	-1.86	0.10					
2011-10-03	S	Sprint Nextel	D	-2.92	0.30					
2011-10-03	SRE	Sempra Energy	D	-2.84	0.50	DUK	Duke Energy	A	2.19	0.50
2011-10-03	CSCO	Cisco Systems	D	-2.90	1.50					
2011-10-03	NKE	Nike	C	-1.85	0.50	HSY	The Hershey	A	2.21	0.50
2011-10-03	GS	Goldman Sachs	D	-2.91	0.80					
2011-10-03	DNDNQ	Dendreon Corp	D	-2.97	0.10					
2011-10-03	UNH	Unitedhealth	C	-1.87	1.00	THC	Tenet Healthcare	A	2.15	1.00
2011-10-03	NFLX	Netflix	C	-1.92	0.00	COST	Costco Wholesale	A	2.19	0.00
2011-10-03	KSS	Kohl's	D	-2.86	0.20	KR	Kroger	A	2.18	0.20
2011-10-03	GPN	Global Payments	C	-1.88	0.00					
2011-10-03	FFIV	F5 Networks	D	-2.90	0.00					
2011-10-03	PEP	Pepsico	D	-2.86	0.00	KMB	Kimberly-clark	A	2.19	0.00
2011-10-03	ILMN	Illumina	D	-2.92	0.00					
2011-10-03		Berkshire Hathaway B	D	-2.87	0.30					
2011-10-03	MCK	Mckesson	C	-1.86	0.50	APOL	Apollo Educat Grp International	A	2.16	0.50
2011-10-03	TWX	Time Warner	C	-1.87	1.60	IGT	Game Technology PLC	A	2.15	1.60
2011-10-03	STJ	St Jude Medical Inc	C	-1.90	0.40	AMGN	Amgen	B	1.17	0.40
2011-10-03	USB	Us Bancorp	D	-2.86	0.30					
2011-10-03	EL	Estee Lauder Companies	C	-1.87	0.20	LUK	Leucadia National	A	2.19	0.20
2011-10-03	AXS	Axis Capital	D	-2.89	0.10					
2011-10-03	HRI	Herc	D	-2.92	0.00					
2011-10-03	NTAP	Netapp	D	-2.91	0.10					
2011-10-03	CTXS	Citrix Systems	D	-2.90	0.20					
2011-10-03	C	Citigroup	D	-2.92	1.20					
2011-10-03	HIG	The Hartford Financial Services	D	-2.91	0.10					
2011-10-03	HON	Honeywell International	C	-1.89	0.80					
2011-10-03	PRU	Prudential Financial	D	-2.89	0.80					
2011-10-03	JOY	Joy Global	C	-1.90	0.10					
2011-10-03	HPQ	Hp	D	-2.92	0.10					
2011-10-03	WYNN	Wynn Resorts	C	-1.89	0.20	DV	Devry Education	A	2.14	0.20
2011-10-03	TRW	TRW Automotive Holdings	D	-2.92	0.00					
2011-10-03	WLL	Whiting Petroleum	D	-2.93	0.10					
2011-10-03	PAY	Verifone Systems	C	-1.91	0.20					
2011-10-03	CXO	Concho Resources	C	-1.90	0.10	EQT	Eqst	A	2.26	0.10
2011-10-03	TEL	Te Connectivity	D	-2.88	0.10					
2011-10-03	G	Genpact	C	-1.87	0.20					
2011-10-03	MDLZ	Mondelez International	C	-1.85	1.00	SNA	Snap-on	A	2.18	1.00
2011-10-03	AVGO	Broadcom	C	-1.86	0.80					
2011-10-03	TIVO	Tivo	D	-2.89	0.10					
2011-10-03	ARNC	Arconic	D	-2.92	0.30					
2011-11-01	FLR	Fluor	D	-2.88	0.50	ACN	Accenture Cl A	A	2.36	0.50
2011-11-01	ADBE	Adobe Systems	D	-2.87	0.20	TDC	Teradata	A	2.83	0.20
2011-11-01	WU	The Western Union	D	-2.87	0.10	PSA	Public Storage	A	2.44	0.10
2011-11-01	MET	Metlife	D	-2.89	0.80	V	Visa	A	2.23	0.80
2011-11-01	AFL	Aflac	D	-2.88	0.30	AOC	Aon plc	A	2.21	0.30
2011-11-01	HES	Hess	D	-2.89	0.10	HAL	Halliburton	A	2.44	0.10

Date	Ticker	Name	R	SM	W (%)	Ticker	Name	R	SM	W (%)
2011-11-01	ALTR	Altera Corp.	C	-1.87	0.40	NVDA	Nvidia	A	2.26	0.40
2011-11-01	DVN	Devon Energy	D	-2.89	0.40	RRC	Range Resources	A	2.35	0.40
2011-11-01	APA	Apache	D	-2.88	0.20	BHI	Baker Hughes	A	2.34	0.20
2011-11-01	APC	Anadarko Petroleum	C	-1.85	0.70	EQT	Eqst	A	2.31	0.70
2011-11-01	VMW	Vmware	C	-1.85	0.10	KLAC	Kla-tencor	A	2.22	0.10
2011-11-01	ARW	Arrow Electronics	D	-2.88	0.10	ROP	Roper Technologies	A	2.24	0.10
2011-11-01	ANTM	Anthem	C	-1.86	0.10	AGN	Allergan	A	2.24	0.10
2011-11-01	AXP	American Express	C	-1.85	0.30	CB	Chubb Corp	A	2.20	0.30
2011-11-01	BAC	Bank Of America	D	-2.93	0.50					
2011-11-01	BDX	Becton Dickinson	D	-2.86	0.30	CI	Cigna	A	2.23	0.30
2011-11-01	CAT	Caterpillar	D	-2.87	0.10	TSS	Total System Services	A	2.20	0.10
2011-11-01	CBE	Cooper Industries	D	-2.88	0.10	FAST	Fastenal	A	2.19	0.10
2011-11-01	CCK	Crown	C	-1.87	0.20	LMT	Lockheed Martin	A	2.18	0.20
2011-11-01	CCL	Carnival	D	-2.88	0.70	WFM	Whole Foods Market	A	3.00	0.70
2011-11-01	CM-CSA	Comcast	C	-1.86	1.30	CMG	Chipotle Mexican Grill	A	3.00	1.30
2011-11-01	RNR	Renaissancere	C	-1.85	0.10	MMC	Marsh & McLennan Cos	A	2.19	0.10
2011-11-01	MAR	Marriott International	D	-2.88	0.10	TWC	Time Warner Cable Inc.	A	2.48	0.10
2011-11-01	CSX	Csx	D	-2.87	0.50	PWR	Quanta Services	B	1.20	0.50
2011-11-01	COF	Capital One Financial	C	-1.87	0.60	SPG	Simon Property	A	2.19	0.60
2011-11-01	CVS	Cvs Health	C	-1.85	0.40	AN	Autonation	A	2.35	0.40
2011-11-01	DD	E.i. Du Pont De Nemours	D	-2.86	1.00	NEM	Newmont Mining	A	2.20	1.00
2011-11-01	DE	Deere	D	-2.88	0.10	R	Ryder System	B	1.19	0.10
2011-11-01	YUM	Yum Brands	C	-1.85	0.60	SBUX	Starbucks	A	2.30	0.60
2011-11-01	CME	Cme	D	-2.86	0.10	TRV	Travelers Companies	B	1.20	0.10
2011-11-01	EMC	EMC Corp	C	-1.86	0.30	MOT	Motorola Solutions	A	2.19	0.30
2011-11-01	EMR	Emerson Electric	D	-2.86	1.10	FISV	Fiserv	B	1.19	1.10
2011-11-01	ETN	Eaton	D	-2.87	0.10	MOLX	Molex	B	1.19	0.10
2011-11-01	FCX	Freeport-mcmoran	D	-2.89	0.10	TIE	Titanium Metals	B	1.20	0.10
2011-11-01	FITB	Fifth Third Bancorp	D	-2.88	0.20	AIZ	Assurant	B	1.20	0.20
2011-11-01	NEE	Nextera Energy	C	-1.84	0.60	NI	Nisource	A	2.45	0.60
2011-11-01	GE	General Electric	D	-2.88	0.50	UPS	United Parcel Service	B	1.18	0.50
2011-11-01	AXLL	Axiall Corporation	D	-2.93	0.10					
2011-11-01	HBAN	Huntington Bancshares	D	-2.88	0.10	TMK	Torchmark	B	1.20	0.10
2011-11-01	PCLN	The Priceline	C	-1.85	0.10	JWN	Nordstrom	A	2.29	0.10
2011-11-01	MS	Morgan Stanley	D	-2.91	0.70					
2011-11-01	JCI	Johnson Controls	D	-2.88	1.30	MJN	Mead Johnson Nutrition	A	2.45	1.30
2011-11-01	AMTD	Td Ameritrade	D	-2.88	0.30	XL	XL	B	1.19	0.30
2011-11-01	JNJ	Johnson & Johnson	C	-1.84	0.50	BAX	Baxter International	A	2.22	0.50
2011-11-01	K	Kellogg	C	-1.84	0.00	HRL	Hormel Foods	A	2.38	0.00
2011-11-01	CRM	Salesforce.com	D	-2.84	0.10	DELL	Dell	A	2.19	0.10
2011-11-01	LEN	Lennar	D	-2.88	0.10	HOG	Harley-davidson	A	2.29	0.10
2011-11-01	LOW	Lowe's Companies	D	-2.87	0.60	TJX	Tjx Companies	A	2.25	0.60
2011-11-01	LRCX	Lam Research	D	-2.88	0.20	YHOO	Yahoo	B	1.20	0.20
2011-11-01	MYL	Mylan	D	-2.88	0.10	BMJ	Bristol-myers Squibb	A	2.22	0.10
2011-11-01	ES	Eversource Energy	C	-1.85	0.20	CEG	Constellation Energy	A	2.23	0.20
2011-11-01	NVO	Novo Nordisk ADR	D	-2.86	0.10	LLY	Eli Lilly	A	2.18	0.10
2011-11-01	NVR	Nvr	D	-2.87	0.20	LO	Lorillard	A	2.24	0.20
2011-11-01	ORCL	Oracle	C	-1.85	1.80	LLTC	Linear Technology	B	1.20	1.80
2011-11-01	COP	Conocophillips	C	-1.86	1.00	EP	El Paso Corporation	A	2.24	1.00
2011-11-01	PCAR	Paccar	D	-2.87	1.00	DHR	Danaher	B	1.18	1.00
2011-11-01	PFE	Pfizer	C	-1.85	0.90	BCR	C R Bard	A	2.18	0.90
2011-11-01	EW	Edwards Lifesciences	D	-2.87	0.10	AMGN	Amgen	A	2.17	0.10
2011-11-01	RYL	Ryland Gp	D	-2.88	0.10	HSY	The Hershey	A	2.21	0.10
2011-11-01	T	At&t	D	-2.84	0.60	ROST	Ross Stores	A	2.21	0.60
2011-11-01	SIVB	Svb Financial	D	-2.88	0.00	EFX	Equifax	B	1.19	0.00
2011-11-01	SLB	Schlumberger	D	-2.88	2.10	HP	Helmerich & Payne	A	2.22	2.10

Date	Ticker	Name	R	SM	W (%)	Ticker	Name	R	SM	W (%)
2011-11-01	STI	Suntrust Banks	D	-2.90	0.10	ABC	Amerisourcebergen	A	2.24	0.30
2011-11-01	SWY	Safeway Inc	D	-2.88	0.30	L	Loews	B	1.19	0.20
2011-11-01	ALL	Allstate	D	-2.87	0.20	VTR	Ventas	B	1.19	0.10
2011-11-01	TROW	T Rowe Price	D	-2.88	0.10	PLL	Pall Corp	B	1.17	1.70
2011-11-01	UTX	United Technologies	D	-2.86	1.70	CINF	Cincinnati Financial	B	1.18	2.10
2011-11-01	WFC	Wells Fargo	D	-2.88	2.10	COG	Cabot Oil & Gas	A	2.21	0.20
2011-11-01	WMB	Williams Companies	C	-1.85	0.20	PBCT	People's United Financial	B	1.18	0.10
2011-11-01	ZION	Zions Bancorp	D	-2.89	0.10	FTI	Fmc Technologies	A	2.20	0.10
2011-11-01	PXD	Pioneer Natural Resources	D	-2.87	0.10	EIX	Edison International	A	2.20	0.40
2011-11-01	IVZ	Invesco	D	-2.89	0.40	DO	Diamond Offshore Drilling	B	1.20	0.10
2011-11-01	JNPR	Juniper Networks	D	-2.91	0.20	PGN	Progress Energy	A	2.20	0.20
2011-11-01	CAM	Cameron International Corp.	D	-2.85	0.10	DGX	Quest Diagnostics	B	1.19	0.20
2011-11-01	EOG	Eog Resources	D	-2.88	0.20	PPL	Ppl	A	2.20	0.10
2011-11-01	TEVA	Pharmaceutical Industries Adr	D	-2.88	0.20	KR	Kroger	A	2.19	0.10
2011-11-01	ESRX	Express Scripts	D	-2.88	0.10	HRB	H.& R.block	A	2.23	0.10
2011-11-01	ARM	Arm Holdings	C	-1.85	0.10	DNDNQ	Dendreon Corp	D	-2.96	0.10
2011-11-01	S	Sprint Nextel	D	-2.93	0.10	UNH	Unitedhealth	C	-1.86	1.30
2011-11-01	DISH	Dish Network	C	-1.88	0.10	NFLX	Netflix	D	-2.95	0.00
2011-11-01	GS	Goldman Sachs	D	-2.90	0.90	GPN	Global Payments	C	-1.86	0.10
2011-11-01						ILMN	Illumina	D	-2.94	0.00
2011-11-01						TWX	Time Warner	C	-1.85	1.80
2011-11-01						STJ	St Jude Medical Inc	C	-1.88	0.20
2011-11-01						EL	Estee Lauder Companies	C	-1.85	0.20
2011-11-01						AXS	Axis Capital	D	-2.86	0.10
2011-11-01						HRI	Herc	D	-2.89	0.10
2011-11-01						BIG	Big Lots	A	2.21	0.10
2011-11-01						GOOGL	Google Class A	B	1.19	0.20
2011-11-01						NTAP	Netapp	D	-2.89	0.20
2011-11-01						C	Citigroup	D	-2.91	1.30
2011-11-01						HIG	The Hartford Financial Services	D	-2.89	0.00
2011-11-01						PNW	Pinnacle West Capital	A	2.19	0.80
2011-11-01						XEL	Xcel Energy	A	2.19	1.00
2011-11-01						RAI	Reynolds American	A	2.19	0.80
2011-11-01						GAS	Nicor	A	2.23	0.20
2011-11-01						FDO	Family Dollar Stores	A	2.21	0.10
2011-11-01						WYNN	Wynn Resorts	C	-1.87	0.10
2011-11-01						GPC	Genuine Parts	A	2.19	0.00
2011-11-01						TRW	TRW Automotive Holdings	D	-2.90	0.00
2011-11-01						WLL	Whiting Petroleum	D	-2.90	0.10
2011-11-01						RF	Regions Financial	D	-2.92	0.00
2011-11-01						BIDU	Baidu Adr	C	-1.86	0.10
2011-11-01						TLAB	Tellabs	B	1.19	0.10
2011-11-01						LULU	Lululemon Athletica	C	-1.86	0.10
2011-11-01						MO	Altria	A	2.19	0.10
2011-11-01						G	Genpact	C	-1.85	0.20
2011-11-01						OKE	Oneok	A	2.19	0.20
2011-11-01						FE	Firstenergy	A	2.19	0.10
2011-11-01						MDLZ	Mondelez International	C	-1.84	1.20
2011-11-01						KMB	Kimberly-clark	A	2.18	1.20
2011-11-01						AVGO	Broadcom	C	-1.86	0.30
2011-11-01						ADI	Analog Devices	B	1.19	0.30
2011-11-01						MCHP	Microchip Technology	B	1.19	0.10
2011-11-01						TIVO	Tivo	D	-2.87	0.10
2011-11-01						ARNC	Arconic	D	-2.90	0.30
2011-12-01						FLR	Fluor	D	-2.88	0.60
2011-12-01						ACN	Accenture Cl A	A	2.36	0.60
2011-12-01						WU	The Western Union	D	-2.87	0.00
2011-12-01						PSA	Public Storage	A	2.45	0.00

Date	Ticker	Name	R	SM	W (%)	Ticker	Name	R	SM	W (%)
2011-12-01	MET	Metlife	D	-2.89	0.80	V	Visa	A	2.25	0.80
2011-12-01	HES	Hess	D	-2.89	0.20	MRO	Marathon Oil	A	2.39	0.20
2011-12-01	ALTR	Altera Corp.	D	-2.87	0.50	TDC	Teradata	A	2.79	0.50
2011-12-01	DRI	Darden Restaurants	D	-2.84	0.10	WFM	Whole Foods Market	A	3.00	0.10
2011-12-01	DVN	Devon Energy	D	-2.88	0.50	RRC	Range Resources	A	2.36	0.50
2011-12-01	APA	Apache	D	-2.88	0.20	EQT	Eqst	A	2.31	0.20
2011-12-01	APD	Air Products & Chemicals	D	-2.85	0.80	NEM	Newmont Mining	A	2.21	0.80
2011-12-01	AXP	American Express	C	-1.85	0.30	MCO	Moody's	A	2.22	0.30
2011-12-01	BAC	Bank Of America	D	-2.94	0.50	AGN	Allergan	A	2.24	0.20
2011-12-01	BDX	Becton Dickinson	D	-2.86	0.20	ROP	Roper Technologies	A	2.26	0.00
2011-12-01	BLL	Ball	D	-2.86	0.00	JBL	Jabil Circuit	A	2.24	0.20
2011-12-01	CCK	Crown	D	-2.87	0.20	CMG	Chipotle Mexican Grill	A	3.00	1.10
2011-12-01	CM-CSA	Comcast	C	-1.86	1.10	JWN	Nordstrom	A	2.27	0.10
2011-12-01	MAR	Marriott International	D	-2.88	0.10	FAST	Fastenal	A	2.22	0.50
2011-12-01	CSX	Csx	D	-2.87	0.50	AOC	Aon plc	A	2.21	0.60
2011-12-01	COF	Capital One Financial	D	-2.87	0.60	ARG	Airgas Inc	A	2.20	0.80
2011-12-01	DD	E.i. Du Pont De Nemours	D	-2.86	0.80	PWR	Quanta Services	A	2.21	0.10
2011-12-01	DE	Deere	D	-2.87	0.10	NDAQ	Nasdaq	A	2.21	0.20
2011-12-01	CME	Cme	D	-2.86	0.20	KLAC	Kla-tencor	A	2.23	0.30
2011-12-01	EMC	EMC Corp	D	-2.86	0.30	MJN	Mead Johnson Nutrition	A	2.48	0.10
2011-12-01	BWA	Borgwarner	D	-2.86	0.10	ECL	Ecolab	A	2.19	0.80
2011-12-01	FCX	Freeport-mcmoran	D	-2.89	0.80	MWV	MeadWestvaco	A	2.21	0.60
2011-12-01	GE	General Electric	D	-2.88	0.60	HP	Helmerich & Payne	A	2.25	0.30
2011-12-01	AXLL	Axiall Corporation	D	-2.92	0.10	AIZ	Assurant	A	2.21	0.00
2011-12-01	HAL	Halliburton	D	-2.89	0.30	HRL	Hormel Foods	A	2.40	1.30
2011-12-01	HBAN	Huntington Bancshares	D	-2.87	0.00	CB	Chubb Corp	A	2.20	0.30
2011-12-01	MS	Morgan Stanley	D	-2.92	0.50	BMJ	Bristol-myers Squibb	A	2.23	0.80
2011-12-01	JCI	Johnson Controls	D	-2.88	1.30	HOG	Harley-davidson	A	2.29	1.90
2011-12-01	AMTD	Td Ameritrade	D	-2.88	0.30	GOOGL	Google Class A	A	2.20	0.10
2011-12-01	JNJ	Johnson & Johnson	C	-1.84	0.80	TYC	Tyco International	A	2.21	0.20
2011-12-01	KO	Coca-cola	C	-1.84	1.90	BAX	Baxter International	A	2.21	0.10
2011-12-01	CRM	Salesforce.com	D	-2.86	0.10	AET	Aetna	A	2.20	0.10
2011-12-01		Minnesota Mng.& Mfg	D	-2.86	0.20	DELL	Dell	A	2.20	1.80
2011-12-01	MYL	Mylan	D	-2.87	0.10	EP	El Paso Corporation	A	2.25	0.90
2011-12-01	NVO	Novo Nordisk ADR	D	-2.85	0.10	TSS	Total System Services	A	2.20	0.90
2011-12-01	ORCL	Oracle	C	-1.85	1.80	LLY	Eli Lilly	A	2.19	0.00
2011-12-01	COP	Conocophillips	C	-1.85	0.90	MMC	Marsh & McLennan Cos	A	2.20	0.00
2011-12-01	PCAR	Paccar	D	-2.87	0.90	COG	Cabot Oil & Gas	A	2.23	2.30
2011-12-01	EW	Edwards Lifesciences	D	-2.88	0.00	LMT	Lockheed Martin	A	2.19	1.80
2011-12-01	SIVB	Svb Financial	D	-2.88	0.00	NUE	Nucor	B	1.21	0.20
2011-12-01	SLB	Schlumberger	D	-2.87	2.30	SPG	Simon Property	A	2.19	2.20
2011-12-01	STI	Suntrust Banks	D	-2.91	0.00	TMK	Torchmark	B	1.21	0.10
2011-12-01	UTX	United Technologies	D	-2.86	1.80	EFX	Equifax	B	1.21	0.40
2011-12-01	CF	Cf Industries	C	-1.87	0.20	AMGN	Amgen	A	2.18	0.20
2011-12-01	WFC	Wells Fargo	D	-2.87	2.20	VAR	Varian Medical Systems	B	1.21	0.40
2011-12-01	ZION	Zions Bancorp	D	-2.90	0.10	MHS	Medco Health Solutions	B	1.21	0.10
2011-12-01	IVZ	Invesco	D	-2.88	0.40					
2011-12-01	JNPR	Juniper Networks	D	-2.92	0.10					
2011-12-01	TEVA	Pharmaceutical Industries ADR	D	-2.88	0.20					
2011-12-01	ESRX	Express Scripts	D	-2.87	0.40					
2011-12-01	VRTX	Vertex Pharmaceuticals	C	-1.92	0.10					
2011-12-01	S	Sprint Nextel	D	-2.92	0.10					

Date	Ticker	Name	R	SM	W (%)	Ticker	Name	R	SM	W (%)
2011-12-01	DISH	Dish Network	C	-1.87	0.10	HRB	H.& R.block	A	2.25	0.10
2011-12-01	GS	Goldman Sachs	D	-2.91	0.80					
2011-12-01	UNH	Unitedhealth	C	-1.85	1.20	DGX	Quest Diagnostics	B	1.21	1.20
2011-12-01	NFLX	Netflix	D	-2.95	0.00					
2011-12-01	GPN	Global Payments	D	-2.86	0.10	ADP	Automatic Data Processing	A	2.19	0.10
2011-12-01	ILMN	Illumina	D	-2.94	0.00					
2011-12-01	TWX	Time Warner	C	-1.85	1.70	BIG	Big Lots	A	2.23	1.70
2011-12-01	STJ	St Jude Medical Inc	D	-2.88	0.20	MDT	Medtronic	B	1.19	0.20
2011-12-01	HRI	Herc	D	-2.89	0.10	ABC	Amerisourcebergen	A	2.23	0.10
2011-12-01	NTAP	Netapp	D	-2.90	0.20	MOT	Motorola Solutions	A	2.20	0.20
2011-12-01	C	Citigroup	D	-2.91	1.20					
2011-12-01	HIG	The Hartford Financial Services	D	-2.89	0.00	TRV	Travelers Companies	B	1.20	0.00
2011-12-01	PRU	Prudential Financial	D	-2.88	0.80	CINF	Cincinnati Financial	B	1.19	0.80
2011-12-01	HPQ	Hp	D	-2.90	0.10					
2011-12-01	WYNN	Wynn Resorts	C	-1.88	0.10	ROST	Ross Stores	A	2.22	0.10
2011-12-01	GM	General Motors	D	-2.91	1.00					
2011-12-01	WLL	Whiting Petroleum	D	-2.89	0.00	FTI	Fmc Technologies	A	2.23	0.00
2011-12-01	RF	Regions Financial	D	-2.91	0.00					
2011-12-01	BIDU	Baidu Adr	C	-1.86	0.10	AKAM	Akamai Technologies	B	1.26	0.10
2011-12-01	LULU	Lululemon Athletica	C	-1.88	0.00	LO	Lorillard	A	2.25	0.00
2011-12-01	G	Genpact	C	-1.86	0.10	FLS	Flowserve	B	1.24	0.10
2011-12-01	SNI	Scripps Networks Interactive	D	-2.88	0.00	LTD	L Brands	A	2.22	0.00
2011-12-01	FAF	First American Financial	D	-2.89	0.10	L	Loews	B	1.19	0.10
2011-12-01	AVGO	Broadcom	C	-1.86	0.30	ADSK	Autodesk	B	1.22	0.30
2011-12-01	ARNC	Arconic	D	-2.91	0.10					
2011-12-01	BHGE	Baker Hughes, A Ge	D	-2.88	0.60	TSO	Tesoro	A	2.22	0.60
2012-01-02	FLR	Fluor	D	-2.89	0.60	ACN	Accenture Cl A	A	2.33	0.60
2012-01-02	MET	Metlife	D	-2.89	0.90	PSA	Public Storage	A	2.47	0.90
2012-01-02	HES	Hess	D	-2.89	0.20	MRO	Marathon Oil	A	2.41	0.20
2012-01-02	DRI	Darden Restaurants	D	-2.84	0.10	WFM	Whole Foods Market	A	3.00	0.10
2012-01-02	DVN	Devon Energy	D	-2.89	0.40	RRC	Range Resources	A	2.31	0.40
2012-01-02	APA	Apache	D	-2.89	0.20	EQT	Eq	A	2.28	0.20
2012-01-02	BAC	Bank Of America	D	-2.94	0.60					
2012-01-02	BDX	Becton Dickinson	D	-2.86	0.20	PRGO	Perrigo Company plc	A	2.29	0.20
2012-01-02	BLL	Ball	D	-2.85	0.00	ROP	Roper Technologies	A	2.26	0.00
2012-01-02	CCK	Crown	D	-2.86	0.20	RHI	Robert Half International	A	2.24	0.20
2012-01-02	CERN	Cerner	C	-1.86	0.10	TDC	Teradata	A	2.71	0.10
2012-01-02	CM-CSA	Comcast	C	-1.85	1.20	CMG	Chipotle Mexican Grill	A	3.00	1.20
2012-01-02	CSX	Csx	D	-2.87	0.50	JBL	Jabil Circuit	A	2.23	0.50
2012-01-02	DE	Deere	D	-2.87	0.10	FAST	Fastenal	A	2.23	0.10
2012-01-02	CME	Cme	D	-2.86	0.30	V	Visa	A	2.26	0.30
2012-01-02	EMC	EMC Corp	D	-2.87	0.30	MMI	Motorola Mobility Holdings	A	2.31	0.30
2012-01-02	BWA	Borgwarner	D	-2.87	0.10	MJN	Mead Johnson Nutrition	A	2.44	0.10
2012-01-02	FCX	Freeport-mcmoran	D	-2.90	0.80	ARG	Airgas Inc	A	2.21	0.80
2012-01-02	AXLL	Axiall Corporation	D	-2.92	0.10					
2012-01-02	HAL	Halliburton	D	-2.90	0.20	EP	El Paso Corporation	A	2.26	0.20
2012-01-02	MS	Morgan Stanley	D	-2.92	0.50					
2012-01-02	JCI	Johnson Controls	D	-2.88	1.30	HRL	Hormel Foods	A	2.39	1.30
2012-01-02	KO	Coca-cola	C	-1.84	1.90	HOG	Harley-davidson	A	2.30	1.90
2012-01-02	CRM	Salesforce.com	D	-2.88	0.10	KLAC	Kla-tencor	A	2.24	0.10
2012-01-02		Minnesota Mng.& Mfg	D	-2.86	0.20	PWR	Quanta Services	A	2.22	0.20
2012-01-02	ORCL	Oracle	C	-1.88	1.50	GOOGL	Google Class A	A	2.21	1.50
2012-01-02	PCAR	Paccar	D	-2.88	0.90	CTAS	Cintas	A	2.22	0.90
2012-01-02	PCG	Pg&e	D	-2.84	0.30	NI	Nisource	A	2.50	0.30
2012-01-02	BXP	Boston Properties	C	-1.85	0.20	AIZ	Assurant	A	2.22	0.20
2012-01-02	SLB	Schlumberger	D	-2.88	2.00	HP	Helmerich & Payne	A	2.25	2.00

Date	Ticker	Name	R	SM	W (%)	Ticker	Name	R	SM	W (%)
2012-01-02	STI	Suntrust Banks	D	-2.91	0.20					
2012-01-02	AMZN	Amazon.com	C	-1.88	1.40	JWN	Nordstrom	A	2.29	1.40
2012-01-02	UTX	United Technologies	D	-2.87	1.70	SHW	Sherwin-williams	A	2.21	1.70
2012-01-02	VNO	Vornado Realty Trust	D	-2.87	0.30	AOC	Aon plc	A	2.22	0.30
2012-01-02	CF	Cf Industries	C	-1.87	0.10	ECL	Ecolab	A	2.20	0.10
2012-01-02	ZION	Zions Bancorp	D	-2.89	0.10	EFX	Equifax	A	2.22	0.10
2012-01-02	JNPR	Juniper Networks	D	-2.92	0.10					
2012-01-02	MRVL	Marvell Technology	D	-2.85	0.00	YHOO	Yahoo	A	2.21	0.00
2012-01-02	VRTX	Vertex Pharmaceuticals	D	-2.90	0.20					
2012-01-02	S	Sprint Nextel	D	-2.93	0.10					
2012-01-02	GS	Goldman Sachs	D	-2.91	0.70					
2012-01-02	NFLX	Netflix	D	-2.95	0.00					
2012-01-02	ILMN	Illumina	D	-2.93	0.00					
2012-01-02	TWX	Time Warner	C	-1.84	1.70	HRB	H.& R.block	A	2.26	1.70
2012-01-02	ACT	Actavis	C	-1.86	0.60	AGN	Allergan	A	2.25	0.60
2012-01-02	NTAP	Netapp	D	-2.90	0.20					
2012-01-02	BTU	Peabody Energy Corp	D	-2.92	0.00					
2012-01-02	C	Citigroup	D	-2.91	1.20					
2012-01-02	HIG	The Hartford Financial Services	D	-2.90	0.00	MCO	Moody's	A	2.21	0.00
2012-01-02	PRU	Prudential Financial	D	-2.88	0.80	CB	Chubb Corp	A	2.21	0.80
2012-01-02	HPQ	Hp	D	-2.91	0.10					
2012-01-02	WYNN	Wynn Resorts	C	-1.89	0.10	WYN	Wyndham Worldwide	A	2.23	0.10
2012-01-02	GM	General Motors	D	-2.91	0.80					
2012-01-02	TRW	TRW Automotive Holdings	D	-2.91	0.00					
2012-01-02	LEA	Lear	D	-2.88	0.00	LO	Lorillard	A	2.26	0.00
2012-01-02	RF	Regions Financial	D	-2.91	0.00					
2012-01-02	BIDU	Baidu Adr	C	-1.88	0.10	MOT	Motorola Solutions	A	2.20	0.10
2012-01-02	LULU	Lululemon Athletica	C	-1.88	0.00	GT	Goodyear Tire & Rubber	A	2.25	0.00
2012-01-02	G	Genpact	C	-1.86	0.10	MWV	MeadWestvaco	A	2.21	0.10
2012-01-02	FAF	First American Financial	D	-2.88	0.10	MMC	Marsh & McLennan Cos	A	2.20	0.10
2012-01-02	AVGO	Broadcom	C	-1.86	0.30	LXK	Lexmark Intl	A	2.19	0.30
2012-01-02	ARNC	Arconic	D	-2.92	0.00					
2012-01-02	BHGE	Baker Hughes, A Ge	D	-2.90	0.50	FTI	Fmc Technologies	A	2.23	0.50
2012-02-01	FLR	Fluor	D	-2.87	0.70	ROP	Roper Technologies	A	2.29	0.70
2012-02-01	HES	Hess	D	-2.89	0.10	MRO	Marathon Oil	A	2.44	0.10
2012-02-01	DRI	Darden Restaurants	D	-2.84	0.10	WFM	Whole Foods Market	A	3.00	0.10
2012-02-01	APA	Apache	D	-2.83	0.20	HP	Helmerich & Payne	A	2.27	0.20
2012-02-01	VMW	Vmware	C	-1.84	0.10	MMI	Motorola Mobility Holdings	A	2.31	0.10
2012-02-01	FDS	Factset Research Systems	D	-2.85	0.10	CMG	Chipotle Mexican Grill	A	3.00	0.10
2012-02-01	CCL	Carnival	D	-2.85	0.50	JWN	Nordstrom	A	2.29	0.50
2012-02-01	CERN	Cerner	C	-1.86	0.10	AKAM	Akamai Technologies	A	2.29	0.10
2012-02-01	CPB	Campbell Soup	D	-2.84	0.40	MJN	Mead Johnson Nutrition	A	2.47	0.40
2012-02-01	CME	Cme	D	-2.86	0.30	PSA	Public Storage	A	2.48	0.30
2012-02-01	EQT	Eqst	C	-1.88	0.10	EP	El Paso Corporation	A	2.27	0.10
2012-02-01	HAL	Halliburton	D	-2.89	0.30	SUN	Sunoco	A	2.26	0.30
2012-02-01	MS	Morgan Stanley	D	-2.90	0.70	V	Visa	A	2.26	0.70
2012-02-01	CRM	Salesforce.com	D	-2.85	0.10	KLAC	Kla-tencor	A	2.26	0.10
2012-02-01	ORCL	Oracle	D	-2.87	1.60	TER	Teradyne	A	2.24	1.60
2012-02-01	PCG	Pg&e	D	-2.84	0.40	NI	Nisource	A	2.50	0.40
2012-02-01	PPL	Ppl	C	-1.85	0.40	AES	Aes	A	2.23	0.40
2012-02-01	SWN	Southwestern Energy	D	-2.90	0.20	FTI	Fmc Technologies	A	2.23	0.20
2012-02-01	AMZN	Amazon.com	C	-1.88	1.30	JCP	Jc Penney	A	2.27	1.30
2012-02-01	JNPR	Juniper Networks	D	-2.92	0.10					
2012-02-01	VRTX	Vertex Pharmaceuticals	D	-2.89	0.20	PRGO	Perrigo Company plc	A	2.29	0.20

Date	Ticker	Name	R	SM	W (%)	Ticker	Name	R	SM	W (%)
2012-02-01	ARM	Arm Holdings	C	-1.85	0.10	NWL	Newell Brands	A	2.28	0.10
2012-02-01	S	Sprint Nextel	D	-2.94	0.00					
2012-02-01	GS	Goldman Sachs	D	-2.89	1.00	FITB	Fifth Third Bancorp	A	2.24	1.00
2012-02-01	KSS	Kohl's	D	-2.86	0.10	HRB	H.& R.block	A	2.27	0.10
2012-02-01	MCK	Mckesson	C	-1.84	0.50	WYN	Wyndham Worldwide	A	2.25	0.50
2012-02-01	CNP	Centerpoint Energy	C	-1.85	0.00	CMS	Cms Energy	A	2.21	0.00
2012-02-01	ACT	Actavis	C	-1.86	0.60	AGN	Allergan	A	2.25	0.60
2012-02-01	NTAP	Netapp	D	-2.89	0.20	VRSN	Verisign	A	2.23	0.20
2012-02-01	RRC	Range Resources	C	-1.87	0.10	TSO	Tesoro	A	2.23	0.10
2012-02-01	C	Citigroup	D	-2.90	1.50	MCO	Moody's	A	2.23	1.50
2012-02-01	HIG	The Hartford Financial Services	D	-2.89	0.00	AOC	Aon plc	A	2.23	0.00
2012-02-01	TGT	Target	C	-1.85	0.30	ROST	Ross Stores	A	2.25	0.30
2012-02-01	HPQ	Hp	D	-2.90	0.10					
2012-02-01	WYNN	Wynn Resorts	D	-2.88	0.10	ABC	Amerisourcebergen	A	2.24	0.10
2012-02-01	TRW	TRW Automotive Holdings	D	-2.90	0.10	HRL	Hormel Foods	A	2.39	0.10
2012-02-01	LEA	Lear	D	-2.87	0.10	HOG	Harley-davidson	A	2.34	0.10
2012-02-01	BIDU	Baidu Adr	C	-1.87	0.10	ADI	Analog Devices	A	2.21	0.10
2012-02-01	G	Genpact	C	-1.86	0.10	VMC	Vulcan Materials Co	A	2.28	0.10
2012-02-01	AVGO	Broadcom	C	-1.83	0.10	LLTC	Linear Technology	A	2.21	0.10
2012-02-01	BHGE	Baker Hughes, A Ge	D	-2.90	0.60	SE	Spectra Energy	A	2.23	0.60
2012-03-01	VMW	Vmware	C	-1.82	0.10	MU	Micron Technology	A	2.34	0.10
2012-03-01	FDS	Factset Research Systems	D	-2.86	0.10	WFM	Whole Foods Market	A	3.00	0.10
2012-03-01	CCL	Carnival	D	-2.86	0.50	CMG	Chipotle Mexican Grill	A	3.00	0.50
2012-03-01	NYX	NYSE Euronext	D	-2.88	0.20	PSA	Public Storage	A	2.47	0.20
2012-03-01	EQT	Eqst	C	-1.87	0.40	MRO	Marathon Oil	A	2.48	0.40
2012-03-01	HAL	Halliburton	D	-2.89	0.30	DNR	Denbury Resources	A	2.31	0.30
2012-03-01	ORCL	Oracle	D	-2.86	1.70	AKAM	Akamai Technologies	A	2.32	1.70
2012-03-01	PPL	Ppl	C	-1.84	0.40	NI	Nisource	A	2.51	0.40
2012-03-01	SWN	Southwestern Energy	D	-2.89	0.20	EP	El Paso Corporation	A	2.28	0.20
2012-03-01	AMZN	Amazon.com	C	-1.88	1.00	JWN	Nordstrom	A	2.31	1.00
2012-03-01	JNPR	Juniper Networks	D	-2.92	0.10					
2012-03-01	VRTX	Vertex Pharmaceuticals	D	-2.88	0.20	PRGO	Perrigo Company plc	A	2.32	0.20
2012-03-01	ARM	Arm Holdings	C	-1.86	0.10	PHM	Pultegroup	A	2.40	0.10
2012-03-01	S	Sprint Nextel	D	-2.93	0.00					
2012-03-01	GS	Goldman Sachs	D	-2.88	1.00	RF	Regions Financial	A	2.32	1.00
2012-03-01	KSS	Kohl's	D	-2.84	0.10	IPG	Interpublic Group Of Companies	A	2.28	0.10
2012-03-01	BBBY	Bed Bath & Beyond	C	-1.84	0.20	WYN	Wyndham Worldwide	A	2.28	0.20
2012-03-01	CAH	Cardinal Health	D	-2.85	0.40	GPS	Gap	A	2.27	0.40
2012-03-01	ACN	Accenture Cl A	C	-1.84	0.10	JBL	Jabil Circuit	A	2.31	0.10
2012-03-01	MCK	Mckesson	C	-1.84	0.50	ROST	Ross Stores	A	2.26	0.50
2012-03-01	CNP	Centerpoint Energy	C	-1.85	0.00	D	Dominion Resources	A	2.31	0.00
2012-03-01	ACT	Actavis	C	-1.86	0.60	AGN	Allergan	A	2.26	0.60
2012-03-01	RRC	Range Resources	C	-1.86	0.20	HP	Helmerich & Payne	A	2.27	0.20
2012-03-01	C	Citigroup	D	-2.89	1.50	GNW	Genworth Financial	A	2.31	1.50
2012-03-01	WLTGQ	Walter Energy	D	-2.92	0.10					
2012-03-01	HPQ	Hp	D	-2.91	0.10					
2012-03-01	WYNN	Wynn Resorts	D	-2.88	0.10	HRB	H.& R.block	A	2.26	0.10
2012-03-01	TRW	TRW Automotive Holdings	D	-2.88	0.10	MJN	Mead Johnson Nutrition	A	2.50	0.10
2012-03-01	BIDU	Baidu Adr	C	-1.86	0.10	MMI	Motorola Mobility Holdings	A	2.31	0.10
2012-03-01	G	Genpact	C	-1.85	0.10	TXT	Textron	A	2.31	0.10
2012-03-01	BHGE	Baker Hughes, A Ge	D	-2.89	0.40	SUN	Sunoco	A	2.26	0.40
2012-04-02	CCL	Carnival	D	-2.84	0.30	WFM	Whole Foods Market	A	3.00	0.30
2012-04-02	CSX	Csx	C	-1.83	0.60	GR	Goodrich	A	2.79	0.60

Date	Ticker	Name	R	SM	W (%)	Ticker	Name	R	SM	W (%)
2012-04-02	EQT	Eq	C	-1.88	0.30	MRO	Marathon Oil	A	2.45	0.30
2012-04-02	HAL	Halliburton	D	-2.90	0.20					
2012-04-02	JCI	Johnson Controls	C	-1.84	1.00	MJN	Mead Johnson Nutrition	A	2.54	1.00
2012-04-02	PPL	Ppl	C	-1.84	0.20	NI	Nisource	A	2.52	0.20
2012-04-02	SWN	Southwestern Energy	D	-2.89	0.20	EP	El Paso Corporation	A	2.30	0.20
2012-04-02	ARM	Arm Holdings	C	-1.84	0.10	CMG	Chipotle Mexican Grill	A	3.00	0.10
2012-04-02	CNP	Centerpoint Energy	C	-1.84	0.00	D	Dominion Resources	A	2.31	0.00
2012-04-02	RRC	Range Resources	C	-1.87	0.20	DNR	Denbury Resources	A	2.29	0.20
2012-04-02	BTU	Peabody Energy Corp	D	-2.93	0.20					
2012-04-02	WLTGQ	Walter Energy	D	-2.93	0.20					
2012-04-02	BHGE	Baker Hughes, A Ge	D	-2.91	0.30					
2012-05-01	ALTR	Altera Corp.	C	-1.85	1.10	MMI	Motorola Mobility Holdings	A	2.31	1.10
2012-05-01	APC	Anadarko Petroleum	C	-1.86	0.60	MRO	Marathon Oil	A	2.42	0.60
2012-05-01	GAS	AGL Resources	D	-2.85	0.10	NI	Nisource	A	2.54	0.10
2012-05-01	NUAN	Nuance Communications	C	-1.87	0.10	AKAM	Akamai Technologies	A	2.30	0.10
2012-05-01	CSX	Csx	C	-1.83	0.80	GR	Goodrich	A	2.79	0.80
2012-05-01	EQT	Eq	D	-2.87	0.40	SUN	Sunoco	A	2.33	0.40
2012-05-01	HUM	Humana	C	-1.85	0.90	PRGO	Perrigo Company plc	A	2.32	0.90
2012-05-01	JCI	Johnson Controls	C	-1.84	1.00	FOSL	Fossil	A	3.00	1.00
2012-05-01	PPL	Ppl	C	-1.85	0.20	D	Dominion Resources	A	2.32	0.20
2012-05-01	SWN	Southwestern Energy	D	-2.89	0.20	DNR	Denbury Resources	A	2.30	0.20
2012-05-01	X	United States Steel	C	-1.85	0.20	EMN	Eastman Chemical	A	2.26	0.20
2012-05-01	JNPR	Juniper Networks	C	-1.84	0.00	NVLS	Novellus Systems	A	2.29	0.00
2012-05-01	ARM	Arm Holdings	D	-2.87	0.10	WFM	Whole Foods Market	A	3.00	0.10
2012-05-01	ILMN	Illumina	C	-1.85	0.00	AGN	Allergan	A	2.28	0.00
2012-05-01	ON	On Semiconductor	C	-1.85	0.00	AMD	Advanced Micro Devices	A	2.28	0.00
2012-05-01	SNDK	Sandisk Corp	C	-1.88	0.00	WDC	Western Digital	A	2.27	0.00
2012-05-01	BTU	Peabody Energy Corp	D	-2.93	0.20					
2012-05-01	WLTGQ	Walter Energy	D	-2.92	0.20					
2012-05-01	JOY	Joy Global	D	-2.87	0.20	ROP	Roper Technologies	A	2.31	0.20
2012-05-01	HPQ	Hp	D	-2.91	0.40					
2012-05-01	GM	General Motors	C	-1.85	1.00	MJN	Mead Johnson Nutrition	A	2.54	1.00
2012-05-01	ARNC	Arconic	D	-2.84	0.10	PPG	Ppg Industries	A	2.25	0.10
2012-05-01	BHGE	Baker Hughes, A Ge	D	-2.91	0.20					
2012-06-01	FLR	Fluor	C	-1.88	0.60	GR	Goodrich	A	2.79	0.60
2012-06-01	MET	Metlife	C	-1.88	1.20	PSA	Public Storage	A	2.46	1.20
2012-06-01	VLO	Valero Energy	D	-2.88	0.10	SUN	Sunoco	A	2.31	0.10
2012-06-01	ALTR	Altera Corp.	D	-2.87	1.10	AKAM	Akamai Technologies	A	2.25	1.10
2012-06-01	APA	Apache	D	-2.88	0.20	TSO	Tesoro	A	2.21	0.20
2012-06-01	APC	Anadarko Petroleum	D	-2.89	0.50	WYN	Wyndham Worldwide	A	2.29	0.50
2012-06-01	ARW	Arrow Electronics	C	-1.87	0.10	ROP	Roper Technologies	A	2.30	0.10
2012-06-01	GAS	AGL Resources	D	-2.86	0.00	NI	Nisource	A	2.52	0.00
2012-06-01	NUAN	Nuance Communications	C	-1.89	0.10	NVLS	Novellus Systems	A	2.25	0.10
2012-06-01	CAT	Caterpillar	C	-1.88	0.20	CBE	Cooper Industries	A	2.26	0.20
2012-06-01	CCK	Crown	C	-1.86	0.10	IR	Ingersoll-rand	A	2.25	0.10
2012-06-01	CSX	Csx	C	-1.85	1.00	TXT	Textron	A	2.25	1.00
2012-06-01	CMI	Cummins	C	-1.88	0.20	PKI	Perkinelmer	A	2.25	0.20
2012-06-01	CLR	Continental Resources	C	-1.88	0.00	JWN	Nordstrom	A	2.27	0.00
2012-06-01	CME	Cme	C	-1.86	0.90	RF	Regions Financial	A	2.32	0.90
2012-06-01	EMR	Emerson Electric	D	-2.86	1.00	TSS	Total System Services	A	2.23	1.00

Date	Ticker	Name	R	SM	W (%)	Ticker	Name	R	SM	W (%)
2012-06-01	EQT	EqT	D	-2.89	0.30	GPS	Gap	A	2.27	0.30
2012-06-01	ESV	Ensco	C	-1.88	0.20	SNI	Scripps Networks Interactive	A	2.25	0.20
2012-06-01	BWA	Borgwarner	C	-1.87	0.10	FOSL	Fossil	A	3.00	0.10
2012-06-01	FCX	Freeport-mcmoran	D	-2.89	0.20	DOW	Dow Chemical	A	2.24	0.20
2012-06-01	NOV	National Oilwell Varco	C	-1.88	0.10	IPG	Interpublic Group Of Companies	A	2.24	0.10
2012-06-01	HAL	Halliburton	D	-2.86	0.30	CINF	Cincinnati Financial	A	2.23	0.30
2012-06-01	HUM	Humana	C	-1.87	0.90	PRGO	Perrigo Company plc	A	2.31	0.90
2012-06-01	JCI	Johnson Controls	C	-1.86	1.10	MJN	Mead Johnson Nutrition	A	2.50	1.10
2012-06-01	MCD	Mcdonald's	C	-1.86	0.30	CMG	Chipotle Mexican Grill	A	3.00	0.30
2012-06-01	NAV	Navistar International	D	-2.91	0.00					
2012-06-01	NSC	Norfolk Southern	D	-2.86	0.10	ITW	Illinois Tool Works	A	2.23	0.10
2012-06-01	ORCL	Oracle	D	-2.86	1.40	VRSN	Verisign	A	2.23	1.40
2012-06-01	OXY	Occidental Petroleum	D	-2.88	2.00	BMJ	Bristol-myers Squibb	A	2.23	2.00
2012-06-01	COP	Conocophillips	D	-2.86	0.10	BBT	Bb&t	A	2.23	0.10
2012-06-01	PCAR	Paccar	D	-2.87	1.10	TYC	Tyco International	A	2.23	1.10
2012-06-01	PG	Procter & Gamble	C	-1.85	1.40	HOG	Harley-davidson	A	2.36	1.40
2012-06-01	PH	Parker-hannifin	C	-1.86	0.10	FAST	Fastenal	A	2.22	0.10
2012-06-01	PPL	Ppl	D	-2.85	0.20	D	Dominion Resources	A	2.32	0.20
2012-06-01	EPC	Edgewell Personal Care	C	-1.85	0.10	LO	Lorillard	A	2.27	0.10
2012-06-01	RL	Ralph Lauren	C	-1.87	0.20	NWL	Newell Brands	A	2.26	0.20
2012-06-01	SLB	Schlumberger	D	-2.87	1.20	AIG	American International	A	2.23	1.20
2012-06-01	SWN	Southwestern Energy	D	-2.91	0.20					
2012-06-01	UTX	United Technologies	C	-1.86	1.70	PWR	Quanta Services	A	2.22	1.70
2012-06-01	X	United States Steel	C	-1.90	0.20	PPG	Ppg Industries	A	2.23	0.20
2012-06-01	PXD	Pioneer Natural Resources	C	-1.87	0.40	FITB	Fifth Third Bancorp	A	2.23	0.40
2012-06-01	JNPR	Juniper Networks	D	-2.88	0.00	BMC	BMC Software	A	2.22	0.00
2012-06-01	CAM	International Corp.	C	-1.87	0.10	LTD	L Brands	A	2.23	0.10
2012-06-01	EOG	Eog Resources	C	-1.87	0.70	NX	Twenty-First Century Fox Inc	A	2.23	0.70
2012-06-01	ARM	Arm Holdings	D	-2.87	0.10	GILD	Gilead Sciences	A	2.22	0.10
2012-06-01	KSS	Kohl's	D	-2.85	0.10	ROST	Ross Stores	A	2.30	0.10
2012-06-01	ILMN	Illumina	C	-1.87	0.00	AGN	Allergan	A	2.25	0.00
2012-06-01	ON	On Semiconductor	C	-1.89	0.00	KLAC	Kla-tencor	A	2.22	0.00
2012-06-01	SNDK	Sandisk Corp	D	-2.90	0.00					
2012-06-01	BTU	Peabody Energy Corp	D	-2.95	0.20					
2012-06-01	C	Citigroup	C	-1.89	1.10	EFX	Equifax	A	2.24	1.10
2012-06-01	HIG	The Hartford Financial Services	C	-1.88	0.10	ALL	Allstate	A	2.24	0.10
2012-06-01	PRU	Prudential Financial	C	-1.88	0.60	FHN	First Horizon National	A	2.24	0.60
2012-06-01	WLTGQ	Walter Energy	D	-2.94	0.10					
2012-06-01	JOY	Joy Global	D	-2.90	0.10	CTAS	Cintas	A	2.22	0.10
2012-06-01	CVX	Chevron	C	-1.86	1.30	TMK	Torchmark	A	2.23	1.30
2012-06-01	HPQ	Hp	D	-2.93	0.30					
2012-06-01	GM	General Motors	D	-2.86	1.00	BEAM	Beam Inc	A	2.25	1.00
2012-06-01	TRW	TRW Automotive Holdings	C	-1.87	0.10	HSY	The Hershey	A	2.24	0.10
2012-06-01	LEA	Lear	D	-2.87	0.10	MO	Altria	A	2.22	0.10
2012-06-01	WLL	Whiting Petroleum	C	-1.89	0.00	CCI	Crown Castle Intl Corp	A	2.22	0.00
2012-06-01	CXO	Concho Resources	C	-1.88	0.10	CMS	Cms Energy	A	2.22	0.10
2012-06-01	TEL	Te Connectivity	C	-1.86	0.10	RHI	Robert Half International	A	2.22	0.10
2012-06-01	ARNC	Arconic	D	-2.87	0.20	ARG	Airgas Inc	A	2.22	0.20
2012-06-01	BHGE	Baker Hughes, A Ge	D	-2.92	0.20					
2012-07-02	FLR	Fluor	D	-2.87	0.70	GR	Goodrich	A	2.80	0.70

Date	Ticker	Name	R	SM	W (%)	Ticker	Name	R	SM	W (%)
2012-07-02	MET	Metlife	D	-2.87	1.30	PSA	Public Storage	A	2.50	1.30
2012-07-02	CTSH	Cognizant Technology Solutions	D	-2.87	0.60	AKAM	Akamai Technologies	A	2.28	0.60
2012-07-02	ALTR	Altera Corp.	D	-2.86	0.90	VRSN	Verisign	A	2.26	0.90
2012-07-02	APA	Apache	D	-2.87	0.30	SUN	Sunoco	A	2.32	0.30
2012-07-02	APC	Anadarko Petroleum	D	-2.88	0.50	TSO	Tesoro	A	2.23	0.50
2012-07-02	APD	Air Products & Chemicals	D	-2.86	0.80	DOW	Dow Chemical	A	2.24	0.80
2012-07-02	ARW	Arrow Electronics	C	-1.87	0.10	ROP	Roper Technologies	A	2.30	0.10
2012-07-02	GAS	AGL Resources	D	-2.85	0.00	NI	Nisource	A	2.53	0.00
2012-07-02	NUAN	Nuance Communications	C	-1.87	0.10	INTC	Intel	A	2.23	0.10
2012-07-02	CAT	Caterpillar	D	-2.88	0.10	TXT	Textron	A	2.27	0.10
2012-07-02	CCK	Crown	C	-1.85	0.10	IR	Ingersoll-rand	A	2.27	0.10
2012-07-02	CMI	Cummins	C	-1.87	0.10	CBE	Cooper Industries	A	2.26	0.10
2012-07-02	CLR	Continental Resources	C	-1.88	0.10	COG	Cabot Oil & Gas	B	1.21	0.10
2012-07-02	CME	Cme	C	-1.85	0.90	RF	Regions Financial	A	2.38	0.90
2012-07-02	EMC	EMC Corp	C	-1.86	0.30	BMC	BMC Software	A	2.22	0.30
2012-07-02	EMR	Emerson Electric	D	-2.86	0.90	TSS	Total System Services	A	2.25	0.90
2012-07-02	ESV	EnSCO	D	-2.87	0.40	ROST	Ross Stores	A	2.31	0.40
2012-07-02	BWA	Borgwarner	C	-1.88	0.10	MNST	Monster Beverage	A	3.00	0.10
2012-07-02	FCX	Freeport-mcmoran	D	-2.88	0.20	PPG	Ppg Industries	A	2.24	0.20
2012-07-02	NOV	National Oilwell Varco	D	-2.88	0.10	GPS	Gap	A	2.30	0.10
2012-07-02	HAL	Halliburton	D	-2.86	0.20	JWN	Nordstrom	A	2.29	0.20
2012-07-02	HUM	Humana	C	-1.87	0.80	PRGO	Perrigo Company plc	A	2.36	0.80
2012-07-02	IBM	IBM	C	-1.84	0.30	CA	Ca	A	2.22	0.30
2012-07-02	MS	Morgan Stanley	D	-2.88	0.30	AIG	American International	A	2.26	0.30
2012-07-02	JCI	Johnson Controls	D	-2.87	1.00	MJN	Mead Johnson Nutrition	A	2.51	1.00
2012-07-02	AMTD	Td Ameritrade	C	-1.86	0.30	ALL	Allstate	A	2.26	0.30
2012-07-02	LRCX	Lam Research	D	-2.86	0.60	HRS	Harris	A	2.21	0.60
2012-07-02	NAV	Navistar International	D	-2.90	0.00					
2012-07-02	OXY	Occidental Petroleum	D	-2.86	2.20	DIS	Walt Disney	A	2.28	2.20
2012-07-02	PCAR	Paccar	D	-2.87	1.10	PKI	Perkinelmer	A	2.25	1.10
2012-07-02	PG	Procter & Gamble	C	-1.85	1.30	HOG	Harley-davidson	A	2.35	1.30
2012-07-02	PH	Parker-hannifin	C	-1.86	0.10	PWR	Quanta Services	A	2.25	0.10
2012-07-02	PPL	Ppl	D	-2.84	0.20	D	Dominion Resources	A	2.33	0.20
2012-07-02	RL	Ralph Lauren	C	-1.87	0.10	LO	Lorillard	A	2.30	0.10
2012-07-02	SLB	Schlumberger	D	-2.86	1.20	NX	Twenty-First Century Fox Inc	A	2.28	1.20
2012-07-02	SWN	Southwestern Energy	D	-2.89	0.30	AGN	Allergan	A	2.27	0.30
2012-07-02	UTX	United Technologies	D	-2.86	1.70	CTAS	Cintas	A	2.24	1.70
2012-07-02	ZION	Zions Bancorp	C	-1.86	0.10	FHN	First Horizon National	A	2.26	0.10
2012-07-02	PXD	Pioneer Natural Resources	C	-1.88	0.40	SNI	Scripps Networks Interactive	A	2.27	0.40
2012-07-02	TPR	Tapestry	C	-1.88	0.30	NWL	Newell Brands	A	2.27	0.30
2012-07-02	IVZ	Invesco	C	-1.86	0.60	FII	Federated Investors	A	2.26	0.60
2012-07-02	JNPR	Juniper Networks	D	-2.88	0.00	WDC	Western Digital	A	2.20	0.00
2012-07-02	CAM	Cameron International Corp.	D	-2.88	0.00	IPG	Interpublic Group Of Companies	A	2.26	0.00
2012-07-02	EOG	Eog Resources	C	-1.87	0.90	DVA	Davita	A	2.26	0.90
2012-07-02	ARM	Arm Holdings	D	-2.87	0.10	AMB	Prologis	A	2.24	0.10
2012-07-02	DISH	Dish Network	C	-1.86	0.20	CMG	Chipotle Mexican Grill	A	3.00	0.20
2012-07-02	FOSL	Fossil	D	-2.91	0.10					
2012-07-02	CSCO	Cisco Systems	C	-1.87	1.40	TER	Teradyne	A	2.20	1.40
2012-07-02	GS	Goldman Sachs	C	-1.87	1.10	CINF	Cincinnati Financial	A	2.25	1.10
2012-07-02	MRO	Marathon Oil	D	-2.88	0.10	ESRX	Express Scripts	A	2.26	0.10

Date	Ticker	Name	R	SM	W (%)	Ticker	Name	R	SM	W (%)
2012-07-02	QCOM	Qualcomm	C	-1.86	0.80	YHOO	Yahoo	A	2.18	0.80
2012-07-02	KSS	Kohl's	D	-2.85	0.10	TJX	Tjx Companies	A	2.36	0.10
2012-07-02	FFIV	F5 Networks	C	-1.88	0.10	EW	Edwards Lifesciences	A	2.25	0.10
2012-07-02	SNDK	Sandisk Corp	D	-2.88	0.00	TMK	Torchmark	A	2.25	0.00
2012-07-02	DTV	DIRECTV	C	-1.84	0.30	WYN	Wyndham Worldwide	A	2.33	0.30
2012-07-02	NTAP	Netapp	D	-2.89	0.20	DISCA	Discovery Communications	A	2.25	0.20
2012-07-02	BTU	Peabody Energy Corp	D	-2.94	0.20					
2012-07-02	C	Citigroup	C	-1.88	1.10	CCI	Crown Castle Intl Corp	A	2.25	1.10
2012-07-02	HIG	The Hartford Financial Services	C	-1.87	0.10	DFS	Discover Financial Services	A	2.25	0.10
2012-07-02	HON	Honeywell International	C	-1.85	0.60	RTN	Raytheon	A	2.24	0.60
2012-07-02	PRU	Prudential Financial	D	-2.88	0.60	BBT	Bb&t	A	2.25	0.60
2012-07-02	WLTGQ	Walter Energy	D	-2.95	0.10					
2012-07-02	JOY	Joy Global	D	-2.90	0.10					
2012-07-02	CVX	Chevron	C	-1.84	1.20	BMJ	Bristol-myers Squibb	A	2.25	1.20
2012-07-02	HPQ	Hp	D	-2.93	0.20					
2012-07-02	GM	General Motors	D	-2.88	0.90	STZ	Constellation Brands	A	2.27	0.90
2012-07-02	TRW	TRW Automotive Holdings	C	-1.87	0.10	BEAM	Beam Inc	A	2.27	0.10
2012-07-02	LEA	Lear	D	-2.87	0.10	HSY	The Hershey	A	2.26	0.10
2012-07-02	BIDU	Baidu Adr	D	-2.88	0.10	BF.B	Brown-forman	A	2.25	0.10
2012-07-02	CXO	Concho Resources	C	-1.88	0.10	TWC	Time Warner Cable Inc.	A	2.24	0.10
2012-07-02	KMI	Kinder Morgan	C	-1.86	0.40	HOT	Strw Htl Res Wrlwd	A	2.24	0.40
2012-07-02	GOOGL	Alphabet	C	-1.86	1.00	SPG	Simon Property	A	2.24	1.00
2012-07-02	AVGO	Broadcom	C	-1.85	0.40	WY	Weyerhaeuser	A	2.24	0.40
2012-07-02	ARNC	Arconic	D	-2.86	0.20	ECL	Ecolab	A	2.24	0.20
2012-07-02	BHGE	Baker Hughes, A Ge	D	-2.91	0.20					
2012-08-01	FLR	Fluor	D	-2.87	0.80	ROP	Roper Technologies	A	2.31	0.80
2012-08-01	ADBE	Adobe Systems	C	-1.85	0.30	AKAM	Akamai Technologies	A	2.31	0.30
2012-08-01	RCL	Royal Caribbean Cruises	D	-2.87	0.10	TJX	Tjx Companies	A	2.37	0.10
2012-08-01	MET	Metlife	D	-2.87	1.30	PSA	Public Storage	A	2.52	1.30
2012-08-01	ADM	Archer Daniels Midland	C	-1.87	0.10	MJN	Mead Johnson Nutrition	A	2.46	0.10
2012-08-01	CTSH	Cognizant Technology Solutions	D	-2.88	0.50	VRSN	Verisign	A	2.27	0.50
2012-08-01	ALTR	Altera Corp.	D	-2.85	0.90	WDC	Western Digital	A	2.27	0.90
2012-08-01	APA	Apache	D	-2.87	0.30	SUN	Sunoco	A	2.32	0.30
2012-08-01	APC	Anadarko Petroleum	D	-2.87	0.50	TSO	Tesoro	A	2.25	0.50
2012-08-01	APD	Air Products & Chemicals	D	-2.85	1.00	PPG	Ppg Industries	A	2.25	1.00
2012-08-01	ARW	Arrow Electronics	C	-1.87	0.00	TXT	Textron	A	2.28	0.00
2012-08-01	NUAN	Nuance Communications	C	-1.89	0.10	HRS	Harris	A	2.21	0.10
2012-08-01	CAT	Caterpillar	D	-2.88	0.10	CBE	Cooper Industries	A	2.27	0.10
2012-08-01	CCK	Crown	C	-1.84	0.10	IR	Ingersoll-rand	A	2.26	0.10
2012-08-01	CI	Cigna	D	-2.87	0.10	PRGO	Perrigo Company plc	A	2.34	0.10
2012-08-01	CPB	Campbell Soup	C	-1.84	0.10	LO	Lorillard	A	2.29	0.10
2012-08-01	CMI	Cummins	C	-1.88	0.10	CTAS	Cintas	A	2.25	0.10
2012-08-01	ORLY	O'reilly Automotive	C	-1.87	0.00	ROST	Ross Stores	A	2.32	0.00
2012-08-01	DD	E.i. Du Pont De Nemours	C	-1.85	0.60	ECL	Ecolab	A	2.23	0.60
2012-08-01	YUM	Yum Brands	C	-1.85	0.30	WYN	Wyndham Worldwide	A	2.32	0.30
2012-08-01	CLR	Continental Resources	C	-1.89	0.10	COG	Cabot Oil & Gas	A	2.22	0.10

Date	Ticker	Name	R	SM	W (%)	Ticker	Name	R	SM	W (%)
2012-08-01	CME	Cme	C	-1.86	0.90	RF	Regions Financial	A	2.38	0.90
2012-08-01	EMC	EMC Corp	C	-1.85	0.20	TER	Teradyne	A	2.21	0.20
2012-08-01	EMR	Emerson Electric	D	-2.85	1.00	PKI	Perkinelmer	A	2.24	1.00
2012-08-01	BWA	Borgwarner	C	-1.87	0.10	STZ	Constellation Brands	A	2.27	0.10
2012-08-01	FCX	Freeport-mcmoran	D	-2.88	0.40	MOS	The Mosaic	A	2.21	0.40
2012-08-01	ISRG	Intuitive Surgical	C	-1.86	0.20	DVA	Davita	A	2.27	0.20
2012-08-01	STT	State Street	C	-1.86	0.60	ALL	Allstate	A	2.27	0.60
2012-08-01	HUM	Humana	C	-1.89	0.60	ESRX	Express Scripts	A	2.27	0.60
2012-08-01	IBM	IBM	C	-1.84	0.30	CA	Ca	A	2.20	0.30
2012-08-01	MS	Morgan Stanley	D	-2.89	0.20	CCI	Crown Castle Intl Corp	A	2.26	0.20
2012-08-01	JCI	Johnson Controls	D	-2.88	1.00	BEAM	Beam Inc	A	2.26	1.00
2012-08-01	AMTD	Td Ameritrade	C	-1.87	0.30	DFS	Discover Financial Services	A	2.26	0.30
2012-08-01	CRM	Salesforce.com	C	-1.87	0.10	YHOO	Yahoo	A	2.18	0.10
2012-08-01	LRCX	Lam Research	D	-2.87	0.70	NI	Nisource	A	2.54	0.70
2012-08-01	OGE	Oge Energy	C	-1.84	0.10	EQT	Eq	A	2.21	0.10
2012-08-01	OXY	Occidental Petroleum	D	-2.86	2.20	MUR	Murphy Oil	B	1.21	2.20
2012-08-01	PCAR	Paccar	D	-2.86	1.20	TYC	Tyco International	A	2.24	1.20
2012-08-01	CB	Chubb	C	-1.84	0.90	AIG	American International	A	2.26	0.90
2012-08-01	PG	Procter & Gamble	C	-1.84	1.30	NWL	Newell Brands	A	2.26	1.30
2012-08-01	PH	Parker-hannifin	C	-1.85	0.00	TSS	Total System Services	A	2.24	0.00
2012-08-01	RL	Ralph Lauren	C	-1.87	0.10	HSY	The Hershey	A	2.26	0.10
2012-08-01	UTX	United Technologies	D	-2.86	1.80	RTN	Raytheon	A	2.24	1.80
2012-08-01	ZION	Zions Bancorp	C	-1.87	0.10	BBT	Bb&t	A	2.25	0.10
2012-08-01	PXD	Pioneer Natural Resources	C	-1.87	0.40	BHI	Baker Hughes	B	1.21	0.40
2012-08-01	TPR	Tapestry	C	-1.89	0.30	MO	Altria	A	2.25	0.30
2012-08-01	IVZ	Invesco	C	-1.86	0.70	CINF	Cincinnati Financial	A	2.25	0.70
2012-08-01	JNPR	Juniper Networks	D	-2.87	0.10	S	Sprint Nextel	A	2.34	0.10
2012-08-01	MRVL	Marvell Technology	D	-2.89	0.10	D	Dominion Resources	A	2.33	0.10
2012-08-01	EOG	Eog Resources	C	-1.86	1.10	QEP	Qep Resources	B	1.19	1.10
2012-08-01	DISH	Dish Network	C	-1.85	0.30	GPS	Gap	A	2.32	0.30
2012-08-01	FOSL	Fossil	D	-2.92	0.00					
2012-08-01	CSCO	Cisco Systems	C	-1.87	1.20	SNI	Scripps Networks Interactive	A	2.25	1.20
2012-08-01	FD	Macy's	C	-1.86	0.10	JWN	Nordstrom	A	2.31	0.10
2012-08-01	NKE	Nike	C	-1.86	0.20	BF.B	Brown-forman	A	2.24	0.20
2012-08-01	GS	Goldman Sachs	D	-2.87	1.10	WY	Weyerhaeuser	A	2.25	1.10
2012-08-01	MRO	Marathon Oil	D	-2.87	0.10	RRC	Range Resources	B	1.18	0.10
2012-08-01	QCOM	Qualcomm	C	-1.86	0.80	GILD	Gilead Sciences	A	2.25	0.80
2012-08-01	PX	Praxair	C	-1.85	0.10	EMN	Eastman Chemical	A	2.20	0.10
2012-08-01	SBUX	Starbucks	C	-1.88	0.20	NX	Twenty-First Century Fox Inc	A	2.28	0.20
2012-08-01	FFIV	F5 Networks	C	-1.89	0.10	LTD	L Brands	A	2.25	0.10
2012-08-01	SNDK	Sandisk Corp	D	-2.87	0.00	BMJ	Bristol-myers Squibb	A	2.25	0.00
2012-08-01	LXK	Lexmark Intl	D	-2.92	0.00					
2012-08-01	NTAP	Netapp	D	-2.88	0.20	WMT	Wal-mart Stores	A	2.24	0.20
2012-08-01	CTXS	Citrix Systems	C	-1.87	0.30	EW	Edwards Lifesciences	A	2.24	0.30
2012-08-01	BTU	Peabody Energy Corp	D	-2.95	0.20					
2012-08-01	C	Citigroup	D	-2.88	1.00	TMK	Torchmark	A	2.25	1.00
2012-08-01	HIG	The Hartford Financial Services	D	-2.88	0.10	FHN	First Horizon National	A	2.24	0.10
2012-08-01	HON	Honeywell International	C	-1.84	0.60	GE	General Electric	A	2.24	0.60
2012-08-01	PRU	Prudential Financial	D	-2.88	0.60	VTR	Ventas	A	2.23	0.60
2012-08-01	CFN	CareFusion Corporation	C	-1.85	0.40	AMGN	Amgen	A	2.25	0.40
2012-08-01	WLTGQ	Walter Energy	D	-2.96	0.10					
2012-08-01	JOY	Joy Global	D	-2.91	0.10					
2012-08-01	HPQ	Hp	D	-2.94	0.30					
2012-08-01	WYNN	Wynn Resorts	D	-2.88	0.00	TWC	Time Warner Cable Inc.	A	2.25	0.00

Date	Ticker	Name	R	SM	W (%)	Ticker	Name	R	SM	W (%)
2012-08-01	GM	General Motors	D	-2.88	0.90	RAI	Reynolds American	A	2.24	0.90
2012-08-01	TRW	TRW Automotive Holdings	C	-1.86	0.10	KMB	Kimberly-clark	A	2.23	0.10
2012-08-01	LEA	Lear	D	-2.87	0.10	MAT	Mattel	A	2.23	0.10
2012-08-01	BIDU	Baidu Adr	D	-2.86	0.10	HOT	Strw Htl Res Wrlwd	A	2.24	0.10
2012-08-01	CXO	Concho Resources	C	-1.87	0.10	EBAY	Ebay	A	2.24	0.10
2012-08-01	LULU	Lululemon Athletica	C	-1.89	0.20	SNA	Snap-on	A	2.23	0.20
2012-08-01	KMI	Kinder Morgan	C	-1.85	0.50	CMS	Cms Energy	A	2.23	0.50
2012-08-01	GOOGL	Alphabet	C	-1.84	1.50	IPG	Interpublic Group Of Companies	A	2.23	1.50
2012-08-01	AVGO	Broadcom	C	-1.84	0.40	PNW	Pinnacle West Capital	A	2.23	0.40
2012-08-01	ARNC	Arconic	D	-2.87	0.30	AVY	Avery Dennison	B	1.18	0.30
2012-09-03	ADM	Archer Daniels Midland	C	-1.87	0.10	MJN	Mead Johnson Nutrition	A	2.47	0.10
2012-09-03	CTSH	Cognizant Technology Solutions	D	-2.86	0.50	AKAM	Akamai Technologies	A	2.34	0.50
2012-09-03	APA	Apache	D	-2.87	0.20	TSO	Tesoro	A	2.36	0.20
2012-09-03	APC	Anadarko Petroleum	D	-2.87	0.50	SUN	Sunoco	A	2.31	0.50
2012-09-03	VMW	Vmware	D	-2.87	0.10	VRSN	Verisign	A	2.29	0.10
2012-09-03	NUAN	Nuance Communications	C	-1.87	0.10	WDC	Western Digital	A	2.29	0.10
2012-09-03	CAT	Caterpillar	D	-2.88	0.10	ROP	Roper Technologies	A	2.31	0.10
2012-09-03	CMI	Cummins	C	-1.87	0.10	TXT	Textron	A	2.29	0.10
2012-09-03	ORLY	O'reilly Automotive	C	-1.87	0.00	GPS	Gap	A	2.38	0.00
2012-09-03	DD	E.i. Du Pont De Nemours	C	-1.85	0.60	PPG	Ppg Industries	A	2.25	0.60
2012-09-03	YUM	Yum Brands	C	-1.86	0.30	TJX	Tjx Companies	A	2.38	0.30
2012-09-03	CLR	Continental Resources	C	-1.87	0.10	COG	Cabot Oil & Gas	A	2.22	0.10
2012-09-03	DOW	Dow Chemical	C	-1.86	0.10	ECL	Ecolab	A	2.22	0.10
2012-09-03	EMC	EMC Corp	C	-1.85	0.20	STX	Seagate Technology	A	2.25	0.20
2012-09-03	BWA	Borgwarner	D	-2.87	0.10	DHI	D.r. Horton	A	2.37	0.10
2012-09-03	ISRG	Intuitive Surgical	C	-1.86	0.20	PRGO	Perrigo Company plc	A	2.33	0.20
2012-09-03	STT	State Street	C	-1.85	0.60	PSA	Public Storage	A	2.50	0.60
2012-09-03	HUM	Humana	D	-2.88	0.60	ESRX	Express Scripts	A	2.29	0.60
2012-09-03	IBM	IBM	C	-1.84	0.20	HRS	Harris	A	2.24	0.20
2012-09-03	MS	Morgan Stanley	D	-2.88	0.30	RF	Regions Financial	A	2.38	0.30
2012-09-03	JCI	Johnson Controls	D	-2.86	1.00	STZ	Constellation Brands	A	2.31	1.00
2012-09-03	AMTD	Td Ameritrade	C	-1.86	0.20	AIG	American International	A	2.29	0.20
2012-09-03	CRM	Salesforce.com	C	-1.85	0.10	TER	Teradyne	A	2.22	0.10
2012-09-03	LRCX	Lam Research	D	-2.87	0.70	CA	Ca	A	2.21	0.70
2012-09-03	CB	Chubb	C	-1.84	0.90	DFS	Discover Financial Services	A	2.28	0.90
2012-09-03	PH	Parker-hannifin	C	-1.85	0.00	IR	Ingersoll-rand	A	2.29	0.00
2012-09-03	PNC	Pnc Financial Services	C	-1.85	0.10	ALL	Allstate	A	2.27	0.10
2012-09-03	RL	Ralph Lauren	C	-1.85	0.10	LO	Lorillard	A	2.28	0.10
2012-09-03	ZION	Zions Bancorp	C	-1.86	0.10	CCI	Crown Castle Intl Corp	A	2.27	0.10
2012-09-03	PXD	Pioneer Natural Resources	C	-1.86	0.50	EQT	Eqt	A	2.20	0.50
2012-09-03	TPR	Tapestry	D	-2.88	0.40	HSY	The Hershey	A	2.26	0.40
2012-09-03	IVZ	Invesco	C	-1.85	0.70	WY	Weyerhaeuser	A	2.27	0.70
2012-09-03	JNPR	Juniper Networks	D	-2.87	0.20	GOOGL	Google Class A	A	2.20	0.20
2012-09-03	MRVL	Marvell Technology	D	-2.90	0.20	LLTC	Linear Technology	A	2.19	0.20
2012-09-03	DISH	Dish Network	C	-1.84	0.30	ROST	Ross Stores	A	2.34	0.30
2012-09-03	CSCO	Cisco Systems	C	-1.85	1.30	ADI	Analog Devices	A	2.18	1.30
2012-09-03	FD	Macy's	C	-1.84	0.10	JWN	Nordstrom	A	2.34	0.10
2012-09-03	NKE	Nike	C	-1.86	0.30	BEAM	Beam Inc	A	2.25	0.30
2012-09-03	QCOM	Qualcomm	C	-1.85	0.80	YHOO	Yahoo	A	2.16	0.80
2012-09-03	PX	Praxair	C	-1.85	0.10	EMN	Eastman Chemical	A	2.21	0.10

Date	Ticker	Name	R	SM	W (%)	Ticker	Name	R	SM	W (%)
2012-09-03	SBUX	Starbucks	C	-1.87	0.20	WYN	Wyndham Worldwide	A	2.32	0.20
2012-09-03	FFIV	F5 Networks	C	-1.88	0.10	CSC	Computer Sciences	B	1.24	0.10
2012-09-03	DNR	Denbury Resources	D	-2.88	0.00	DO	Diamond Offshore Drilling	A	2.20	0.00
2012-09-03	LXK	Lexmark Intl	D	-2.90	0.00					
2012-09-03	NTAP	Netapp	D	-2.88	0.10	SYMC	Symantec	B	1.23	0.10
2012-09-03	BTU	Peabody Energy Corp	D	-2.95	0.20					
2012-09-03	HON	Honeywell International	C	-1.84	0.70	CBE	Cooper Industries	A	2.27	0.70
2012-09-03	WLTGQ	Walter Energy	D	-2.96	0.10					
2012-09-03	HPQ	Hp	D	-2.94	0.30					
2012-09-03	GM	General Motors	D	-2.87	0.90	BF.B	Brown-forman	A	2.24	0.90
2012-09-03	LEA	Lear	D	-2.86	0.10	SNA	Snap-on	A	2.24	0.10
2012-09-03	BIDU	Baidu Adr	D	-2.86	0.00	JDSU	JDS Uniphase Corporation	B	1.22	0.00
2012-09-03	CXO	Concho Resources	C	-1.87	0.10	FTI	Fmc Technologies	A	2.20	0.10
2012-09-03	LULU	Lululemon Athletica	C	-1.86	0.30	RAI	Reynolds American	A	2.23	0.30
2012-09-03	MNST	Monster Beverage	C	-1.86	0.20	MAT	Mattel	A	2.23	0.20
2012-09-03	ARNC	Arconic	D	-2.87	0.30	MOS	The Mosaic	A	2.21	0.30
2012-10-01	ADM	Archer Daniels Midland	D	-2.86	0.10	MJN	Mead Johnson Nutrition	A	2.46	0.10
2012-10-01	CMI	Cummins	C	-1.88	0.10	ROP	Roper Technologies	A	2.33	0.10
2012-10-01	DOW	Dow Chemical	C	-1.86	0.10	PPG	Ppg Industries	A	2.26	0.10
2012-10-01	ISRG	Intuitive Surgical	C	-1.86	0.20	PRGO	Perrigo Company plc	A	2.35	0.20
2012-10-01	STT	State Street	C	-1.84	0.60	PSA	Public Storage	A	2.48	0.60
2012-10-01	HUM	Humana	D	-2.88	0.50	GILD	Gilead Sciences	A	2.31	0.50
2012-10-01	JCI	Johnson Controls	D	-2.86	1.00	DHI	D.r. Horton	A	2.41	1.00
2012-10-01	LRCX	Lam Research	D	-2.88	0.70	AKAM	Akamai Technologies	A	2.34	0.70
2012-10-01	DLTR	Dollar Tree	C	-1.86	0.10	GPS	Gap	A	2.39	0.10
2012-10-01	TPR	Tapestry	D	-2.88	0.30	STZ	Constellation Brands	A	2.30	0.30
2012-10-01	MRVL	Marvell Technology	D	-2.91	0.10					
2012-10-01	PCP	Precision Castparts	D	-2.85	0.10	TXT	Textron	A	2.29	0.10
2012-10-01	NKE	Nike	C	-1.86	0.10	HSY	The Hershey	A	2.26	0.10
2012-10-01	PX	Praxair	C	-1.85	0.10	LYB	Lyondellbasell Industries	A	2.24	0.10
2012-10-01	BBBY	Bed Bath & Beyond	C	-1.86	0.10	TJX	Tjx Companies	A	2.38	0.10
2012-10-01	SBUX	Starbucks	C	-1.86	0.20	WYN	Wyndham Worldwide	A	2.33	0.20
2012-10-01	FFIV	F5 Networks	C	-1.87	0.10	VRSN	Verisign	A	2.30	0.10
2012-10-01	CAH	Cardinal Health	D	-2.85	0.30	JWN	Nordstrom	A	2.32	0.30
2012-10-01	CTXS	Citrix Systems	C	-1.85	0.30	WDC	Western Digital	A	2.26	0.30
2012-10-01	BTU	Peabody Energy Corp	D	-2.95	0.20					
2012-10-01	WLTGQ	Walter Energy	D	-2.96	0.10					
2012-10-01	HPQ	Hp	D	-2.94	0.50					
2012-10-01	ABC	Amerisourcebergen	C	-1.84	0.40	ROST	Ross Stores	A	2.32	0.40
2012-10-01	BIDU	Baidu Adr	D	-2.86	0.10	HRS	Harris	A	2.26	0.10
2012-10-01	MNST	Monster Beverage	C	-1.87	0.10	WHR	Whirlpool	A	2.25	0.10
2012-11-01	ADM	Archer Daniels Midland	D	-2.87	0.10	DHI	D.r. Horton	A	2.43	0.10
2012-11-01	AXP	American Express	C	-1.84	0.50	RF	Regions Financial	A	2.37	0.50
2012-11-01	CSX	Csx	C	-1.85	1.30	ROP	Roper Technologies	A	2.33	1.30
2012-11-01	CMI	Cummins	C	-1.87	0.10	PKI	Perkinelmer	A	2.30	0.10
2012-11-01	DOW	Dow Chemical	C	-1.86	0.10	PPG	Ppg Industries	A	2.28	0.10
2012-11-01	PPS	Post Propert Reit	C	-1.84	0.10	WY	Weyerhaeuser	A	2.30	0.10
2012-11-01	ISRG	Intuitive Surgical	C	-1.85	0.20	PRGO	Perrigo Company plc	A	2.35	0.20
2012-11-01	HUM	Humana	D	-2.87	0.50	ESRX	Express Scripts	A	2.29	0.50
2012-11-01	JCI	Johnson Controls	D	-2.87	1.00	MJN	Mead Johnson Nutrition	A	2.41	1.00
2012-11-01	KO	Coca-cola	C	-1.85	1.40	STZ	Constellation Brands	A	2.33	1.40

Date	Ticker	Name	R	SM	W (%)	Ticker	Name	R	SM	W (%)
2012-11-01	LRCX	Lam Research	D	-2.86	0.80	AKAM	Akamai Technologies	A	2.34	0.80
2012-11-01	DLTR	Dollar Tree	C	-1.88	0.10	TJX	Tjx Companies	A	2.36	0.10
2012-11-01	TXN	Texas Instruments	D	-2.86	0.20	VRSN	Verisign	A	2.25	0.20
2012-11-01	X	United States Steel	D	-2.84	0.20	ECL	Ecolab	A	2.25	0.20
2012-11-01	TPR	Tapestry	D	-2.88	0.30	WHR	Whirlpool	A	2.31	0.30
2012-11-01	MRVL	Marvell Technology	D	-2.92	0.10					
2012-11-01	ASML	Asml	C	-1.85	0.30	S	Sprint Nextel	A	2.44	0.30
2012-11-01	NKE	Nike	C	-1.86	0.10	SNA	Snap-on	A	2.27	0.10
2012-11-01	PX	Praxair	C	-1.84	0.10	EMN	Eastman Chemical	A	2.23	0.10
2012-11-01	EWBC	East West Bancorp	C	-1.85	0.10	DFS	Discover Financial Services	A	2.30	0.10
2012-11-01	BBBY	Bed Bath & Beyond	C	-1.87	0.00	JWN	Nordstrom	A	2.33	0.00
2012-11-01	SBUX	Starbucks	C	-1.87	0.20	WYN	Wyndham Worldwide	A	2.32	0.20
2012-11-01	FFIV	F5 Networks	C	-1.90	0.00	HRS	Harris	A	2.24	0.00
2012-11-01	CTXS	Citrix Systems	C	-1.87	0.20	SYMC	Symantec	A	2.24	0.20
2012-11-01	WLTGQ	Walter Energy	D	-2.96	0.10					
2012-11-01	HPQ	Hp	D	-2.95	0.40					
2012-11-01	ACC	American Campus Communities	C	-1.84	0.00	AIG	American International	A	2.29	0.00
2012-11-01	BIDU	Baidu Adr	D	-2.87	0.00	CSC	Computer Sciences	A	2.23	0.00
2012-11-01	G	Genpact	C	-1.85	0.10	IR	Ingersoll-rand	A	2.30	0.10
2012-11-01	KMI	Kinder Morgan	C	-1.84	0.60	FSLR	First Solar	A	2.35	0.60
2012-11-01	MNST	Monster Beverage	C	-1.89	0.10	HSY	The Hershey	A	2.25	0.10
2012-11-01	AVGO	Broadcom	C	-1.84	0.50	TER	Teradyne	A	2.22	0.50
2012-12-03	AAPL	Apple	C	-1.86	5.20	AKAM	Akamai Technologies	A	2.32	5.20
2012-12-03	ADM	Archer Daniels Midland	D	-2.87	0.20	DHI	D.r. Horton	A	2.38	0.20
2012-12-03	ALTR	Altera Corp.	D	-2.86	0.40	CSC	Computer Sciences	A	2.29	0.40
2012-12-03	DVN	Devon Energy	D	-2.86	0.00	FSLR	First Solar	A	2.39	0.00
2012-12-03	APA	Apache	D	-2.86	0.10	TSO	Tesoro	A	2.38	0.10
2012-12-03	AXP	American Express	C	-1.85	0.50	EFX	Equifax	A	2.30	0.50
2012-12-03	NUAN	Nuance Communications	D	-2.86	0.10	JDSU	JDS Uniphase Corporation	A	2.24	0.10
2012-12-03	CAT	Caterpillar	D	-2.85	0.10	ROP	Roper Technologies	A	2.34	0.10
2012-12-03	CSX	Csx	D	-2.86	1.20	IR	Ingersoll-rand	A	2.30	1.20
2012-12-03	CMI	Cummins	D	-2.87	0.10	PKI	Perkinelmer	A	2.30	0.10
2012-12-03	DD	E.i. Du Pont De Nemours	D	-2.86	0.30	PPG	Ppg Industries	A	2.28	0.30
2012-12-03	CLR	Continental Resources	C	-1.86	0.10	COG	Cabot Oil & Gas	A	2.25	0.10
2012-12-03	DOW	Dow Chemical	D	-2.86	0.10	TIE	Titanium Metals	A	2.26	0.10
2012-12-03	CME	Cme	C	-1.84	1.10	DFS	Discover Financial Services	A	2.30	1.10
2012-12-03	PPS	Post Propert Reit	C	-1.84	0.10	ALL	Allstate	A	2.30	0.10
2012-12-03	BWA	Borgwarner	D	-2.86	0.00	STZ	Constellation Brands	A	2.33	0.00
2012-12-03	NOV	National Oilwell Varco	C	-1.87	0.40	SWN	Southwestern Energy	A	2.23	0.40
2012-12-03	HAL	Halliburton	C	-1.85	0.30	EQT	Eqst	A	2.22	0.30
2012-12-03	HUM	Humana	D	-2.89	0.60	PRGO	Perrigo Company plc	A	2.31	0.60
2012-12-03	AVB	Avalonbay Communities	C	-1.85	0.10	WY	Weyerhaeuser	A	2.30	0.10
2012-12-03	JCI	Johnson Controls	D	-2.86	1.00	WHR	Whirlpool	A	2.31	1.00
2012-12-03	AMTD	Td Ameritrade	D	-2.85	0.20	CCI	Crown Castle Intl Corp	A	2.29	0.20
2012-12-03	KLAC	Kla-tencor	D	-2.86	0.30	SYMC	Symantec	A	2.24	0.30
2012-12-03	KO	Coca-cola	C	-1.85	1.40	SNA	Snap-on	A	2.27	1.40
2012-12-03	OXY	Occidental Petroleum	D	-2.87	1.70	HP	Helmerich & Payne	A	2.22	1.70
2012-12-03	PNC	Pnc Financial Services	C	-1.86	0.10	FHN	First Horizon National	A	2.28	0.10
2012-12-03	BXP	Boston Properties	C	-1.85	0.10	AIG	American International	A	2.28	0.10
2012-12-03	ROST	Ross Stores	C	-1.87	0.20	JWN	Nordstrom	A	2.31	0.20
2012-12-03	DLTR	Dollar Tree	C	-1.88	0.00	WYN	Wyndham Worldwide	A	2.31	0.00
2012-12-03	SLB	Schlumberger	C	-1.85	1.40	MRO	Marathon Oil	A	2.22	1.40

Date	Ticker	Name	R	SM	W (%)	Ticker	Name	R	SM	W (%)
2012-12-03	TJX	Tjx Companies	C	-1.84	0.50	NX	Twenty-First Century Fox Inc	A	2.30	0.50
2012-12-03	WFC	Wells Fargo	C	-1.85	2.40	CINF	Cincinnati Financial	A	2.27	2.40
2012-12-03	X	United States Steel	D	-2.84	0.10	ECL	Ecolab	A	2.25	0.10
2012-12-03	TPR	Tapestry	D	-2.88	0.30	BF.B	Brown-forman	A	2.27	0.30
2012-12-03	JNPR	Juniper Networks	D	-2.85	0.10	HRS	Harris	A	2.23	0.10
2012-12-03	MRVL	Marvell Technology	D	-2.92	0.10					
2012-12-03	CSCO	Cisco Systems	C	-1.84	1.50	TER	Teradyne	A	2.22	1.50
2012-12-03	EWBC	East West Bancorp	C	-1.85	0.10	TMK	Torchmark	A	2.26	0.10
2012-12-03	FFIV	F5 Networks	D	-2.89	0.00	VRSN	Verisign	A	2.22	0.00
2012-12-03	CAH	Cardinal Health	D	-2.84	0.30	TWC	Time Warner Cable Inc.	A	2.28	0.30
2012-12-03	PEP	Pepsico	C	-1.84	0.80	HSY	The Hershey	A	2.26	0.80
2012-12-03	DNR	Denbury Resources	D	-2.85	0.00	MUR	Murphy Oil	A	2.21	0.00
2012-12-03	SNDK	Sandisk Corp	C	-1.85	0.00	YHOO	Yahoo	A	2.21	0.00
2012-12-03	CTXS	Citrix Systems	C	-1.88	0.40	GOOGL	Google Class A	A	2.21	0.40
2012-12-03	EXC	Exelon	D	-2.88	0.20	NRG	Nrg Energy	A	2.25	0.20
2012-12-03	WLTGQ	Walter Energy	D	-2.96	0.10					
2012-12-03	HPQ	Hp	D	-2.96	0.30					
2012-12-03	CIT	Cit	C	-1.85	0.10	TRV	Travelers Companies	A	2.25	0.10
2012-12-03	RF	Regions Financial	C	-1.86	0.10	AMB	Prologis	A	2.24	0.10
2012-12-03	BIDU	Baidu Adr	D	-2.88	0.00	MOT	Motorola Solutions	A	2.20	0.00
2012-12-03	TDC	Teradata	C	-1.88	0.10	LLTC	Linear Technology	A	2.19	0.10
2012-12-03	CXO	Concho Resources	D	-2.87	0.10	DO	Diamond Offshore Drilling	A	2.20	0.10
2012-12-03	G	Genpact	C	-1.86	0.10	VMC	Vulcan Materials Co	A	2.27	0.10
2012-12-03	KMI	Kinder Morgan	C	-1.84	0.50	NBL	Noble Energy	A	2.20	0.50
2012-12-03	MNST	Mnster Beverage	C	-1.87	0.10	MAT	Mattel	A	2.25	0.10
2012-12-03	AVGO	Broadcom	C	-1.84	0.60	ADI	Analog Devices	A	2.19	0.60
2012-12-03	ARNC	Arconic	D	-2.86	0.10	EMN	Eastman Chemical	A	2.23	0.10
2013-01-01	AAPL	Apple	C	-1.87	4.70	AKAM	Akamai Technologies	A	2.37	4.70
2013-01-01	APA	Apache	D	-2.86	0.10	FSLR	First Solar	A	2.44	0.10
2013-01-01	NUAN	Nuance Communications	D	-2.86	0.10	CSC	Computer Sciences	A	2.30	0.10
2013-01-01	CAT	Caterpillar	D	-2.84	0.10	ROP	Roper Technologies	A	2.34	0.10
2013-01-01	CSX	Csx	D	-2.86	1.00	PKI	Perkinelmer	A	2.30	1.00
2013-01-01	DD	E.i. Du Pont De Nemours	D	-2.86	0.30	PPG	Ppg Industries	A	2.31	0.30
2013-01-01	CLR	Continental Resources	C	-1.85	0.10	TSO	Tesoro	A	2.40	0.10
2013-01-01	CME	Cme	C	-1.86	1.00	CCI	Crown Castle Intl Corp	A	2.31	1.00
2013-01-01	EGN	Energen	C	-1.86	0.00	COG	Cabot Oil & Gas	A	2.26	0.00
2013-01-01	PPS	Post Propert Reit	C	-1.84	0.10	EFX	Equifax	A	2.31	0.10
2013-01-01	FCX	Freeport-mcmoran	C	-1.87	0.10	EMN	Eastman Chemical	A	2.26	0.10
2013-01-01	NOV	National Oilwell Varco	C	-1.87	0.30	HP	Helmerich & Payne	A	2.24	0.30
2013-01-01	GPS	Gap	C	-1.86	0.10	WYN	Wyndham Worldwide	A	2.33	0.10
2013-01-01	HAL	Halliburton	C	-1.84	0.30	MUR	Murphy Oil	A	2.23	0.30
2013-01-01	HUM	Humana	D	-2.88	0.70	THC	Tenet Healthcare	A	2.31	0.70
2013-01-01	AVB	Avalonbay Communities	C	-1.85	0.10	GNW	Genworth Financial	A	2.30	0.10
2013-01-01	JCI	Johnson Controls	D	-2.85	1.10	DHI	D.r. Horton	A	2.39	1.10
2013-01-01	KLAC	Kla-tencor	D	-2.86	0.30	JDSU	JDS Uniphase Corporation	A	2.26	0.30
2013-01-01	KO	Coca-cola	C	-1.85	1.30	STZ	Constellation Brands	A	2.33	1.30
2013-01-01	MSFT	Microsoft	D	-2.86	2.10	HRS	Harris	A	2.25	2.10
2013-01-01	OXY	Occidental Petroleum	D	-2.86	1.70	EQT	Eq	A	2.22	1.70
2013-01-01	PNC	Pnc Financial Services	D	-2.85	0.10	WY	Weyerhaeuser	A	2.30	0.10
2013-01-01	BXP	Boston Properties	C	-1.85	0.10	ALL	Allstate	A	2.30	0.10
2013-01-01	ROST	Ross Stores	C	-1.87	0.30	NX	Twenty-First Century Fox Inc	A	2.31	0.30

Date	Ticker	Name	R	SM	W (%)	Ticker	Name	R	SM	W (%)
2013-01-01	DLTR	Dollar Tree	D	-2.88	0.00	JWN	Nordstrom	A	2.31	0.00
2013-01-01	SLB	Schlumberger	C	-1.85	1.40	MRO	Marathon Oil	A	2.22	1.40
2013-01-01	LSI	LSI	D	-2.85	0.00	TER	Teradyne	A	2.24	0.00
2013-01-01	TJX	Tjx Companies	C	-1.85	0.50	DISCA	Discovery Communications	A	2.29	0.50
2013-01-01	TXT	Textron	C	-1.86	0.00	IR	Ingersoll-rand	A	2.30	0.00
2013-01-01	WFC	Wells Fargo	C	-1.84	2.40	FHN	First Horizon National	A	2.29	2.40
2013-01-01	TPR	Tapestry	D	-2.88	0.30	DLPH	Delphi Automotive	A	2.32	0.30
2013-01-01	QCOM	Qualcomm	C	-1.84	1.40	SYMC	Symantec	A	2.24	1.40
2013-01-01	WFM	Whole Foods Market	C	-1.85	0.20	NFLX	Netflix	A	2.29	0.20
2013-01-01	EWBC	East West Bancorp	D	-2.85	0.10	AIG	American International	A	2.29	0.10
2013-01-01	FFIV	F5 Networks	D	-2.88	0.00	VRSN	Verisign	A	2.24	0.00
2013-01-01	PEP	Pepsico	C	-1.84	0.70	WHR	Whirlpool	A	2.31	0.70
2013-01-01	SNDK	Sandisk Corp	C	-1.84	0.00	GRMN	Garmin	A	2.23	0.00
2013-01-01	CTXS	Citrix Systems	D	-2.87	0.40	YHOO	Yahoo	A	2.22	0.40
2013-01-01	TGT	Target	C	-1.85	0.90	TRIP	Tripadvisor	A	2.29	0.90
2013-01-01	PM	Philip Morris International	C	-1.85	0.80	SNA	Snap-on	A	2.27	0.80
2013-01-01	EXC	Exelon	D	-2.87	0.40	NRG	Nrg Energy	A	2.27	0.40
2013-01-01	HPQ	Hp	D	-2.95	0.20					
2013-01-01	CIT	Cit	C	-1.84	0.10	DFS	Discover Financial Services	A	2.28	0.10
2013-01-01	RF	Regions Financial	C	-1.84	0.10	AMB	Prologis	A	2.26	0.10
2013-01-01	BIDU	Baidu Adr	D	-2.88	0.00	GOOGL	Google Class A	A	2.21	0.00
2013-01-01	TDC	Teradata	C	-1.87	0.10	MOT	Motorola Solutions	A	2.21	0.10
2013-01-01	CXO	Concho Resources	D	-2.87	0.10	SWN	Southwestern Energy	A	2.22	0.10
2013-01-01	LULU	Lululemon Athletica	C	-1.84	0.30	HSY	The Hershey	A	2.26	0.30
2013-01-01	G	Genpact	C	-1.86	0.10	PWR	Quanta Services	A	2.28	0.10
2013-01-01	KMI	Kinder Morgan	C	-1.84	0.40	NBL	Noble Energy	A	2.21	0.40
2013-01-01	MDLZ	Mondelez International	D	-2.87	0.90	GT	Goodyear Tire & Rubber	A	2.24	0.90
2013-01-01	MNST	Monster Beverage	C	-1.87	0.10	MAT	Mattel	A	2.24	0.10
2013-01-01	AVGO	Broadcom	C	-1.86	0.60	LLTC	Linear Technology	A	2.20	0.60
2013-01-01	ARNC	Arconic	D	-2.85	0.10	ECL	Ecolab	A	2.25	0.10
2013-02-01	AAPL	Apple	D	-2.89	3.50	AKAM	Akamai Technologies	A	2.37	3.50
2013-02-01	ABT	Abbott Laboratories	C	-1.85	0.00	THC	Tenet Healthcare	A	2.37	0.00
2013-02-01	ECA	Encana	C	-1.87	0.00	IR	Ingersoll-rand	A	2.33	0.00
2013-02-01	DD	E.i. Du Pont De Nemours	D	-2.85	0.10	EMN	Eastman Chemical	A	2.28	0.10
2013-02-01	EGN	Energ	C	-1.86	0.00	TSO	Tesoro	A	2.45	0.00
2013-02-01	EMC	EMC Corp	D	-2.85	0.10	CSC	Computer Sciences	A	2.32	0.10
2013-02-01	FCX	Freeport-mcmoran	C	-1.86	0.10	ECL	Ecolab	A	2.26	0.10
2013-02-01	NOV	National Oilwell Varco	C	-1.86	0.30	FSLR	First Solar	A	2.40	0.30
2013-02-01	GPS	Gap	C	-1.85	0.10	NFLX	Netflix	A	2.51	0.10
2013-02-01	AVB	Avalonbay Communities	C	-1.86	0.10	GNW	Genworth Financial	A	2.38	0.10
2013-02-01	KO	Coca-cola	C	-1.85	1.30	DHI	D.r. Horton	A	2.46	1.30
2013-02-01	MCRS	Micros Systems	D	-2.87	0.10	JDSU	JDS Uniphase Corporation	A	2.29	0.10
2013-02-01	MRK	Merck & Co	C	-1.85	2.40	BAX	Baxter International	A	2.28	2.40
2013-02-01	MSFT	Microsoft	D	-2.86	2.10	SYMC	Symantec	A	2.28	2.10
2013-02-01	BXP	Boston Properties	C	-1.85	0.10	EFX	Equifax	A	2.33	0.10
2013-02-01	ROST	Ross Stores	C	-1.86	0.30	WYN	Wyndham Worldwide	A	2.35	0.30
2013-02-01	VFC	Vf	C	-1.85	0.50	WHR	Whirlpool	A	2.34	0.50
2013-02-01	WFC	Wells Fargo	C	-1.84	2.40	ALL	Allstate	A	2.33	2.40
2013-02-01	WFM	Whole Foods Market	C	-1.84	0.20	NX	Twenty-First Century Fox Inc	A	2.34	0.20
2013-02-01	TGT	Target	C	-1.84	0.90	JWN	Nordstrom	A	2.32	0.90
2013-02-01	VZ	Verizon Communications	C	-1.84	0.80	S	Sprint Nextel	A	2.45	0.80
2013-02-01	PM	Philip Morris International	C	-1.84	1.30	DLPH	Delphi Automotive	A	2.33	1.30
2013-02-01	EXC	Exelon	D	-2.87	0.40	NRG	Nrg Energy	A	2.28	0.40
2013-02-01	BIDU	Baidu Adr	D	-2.86	0.00	VRSN	Verisign	A	2.27	0.00

Date	Ticker	Name	R	SM	W (%)	Ticker	Name	R	SM	W (%)
2013-02-01	TDC	Teradata	C	-1.86	0.10	MU	Micron Technology	A	2.24	0.10
2013-02-01	LULU	Lululemon Athletica	C	-1.85	0.30	STZ	Constellation Brands	A	2.30	0.30
2013-02-01	G	Genpact	C	-1.85	0.10	ROP	Roper Technologies	A	2.36	0.10
2013-02-01	MDLZ	Mondelez International	D	-2.86	0.90	HSY	The Hershey	A	2.29	0.90
2013-02-01	MNST	Monster Beverage	D	-2.88	0.00	SNA	Snap-on	A	2.28	0.00
2013-03-01	AAPL	Apple	D	-2.90	3.00	CSC	Computer Sciences	A	2.36	3.00
2013-03-01	ECA	Encana	D	-2.87	0.00	S	Sprint Nextel	A	2.46	0.00
2013-03-01	APA	Apache	D	-2.86	0.10	TSO	Tesoro	A	2.53	0.10
2013-03-01	DD	E.i. Du Pont De Nemours	D	-2.85	0.10	PPG	Ppg Industries	A	2.31	0.10
2013-03-01	YUM	Yum Brands	D	-2.85	0.20	NFLX	Netflix	A	2.59	0.20
2013-03-01	EGN	Energen	D	-2.86	0.00	FSLR	First Solar	A	2.36	0.00
2013-03-01	EMC	EMC Corp	D	-2.86	0.10	AKAM	Akamai Technologies	A	2.33	0.10
2013-03-01	FCX	Freeport-mcmoran	D	-2.88	0.00	EMN	Eastman Chemical	A	2.27	0.00
2013-03-01	NOV	National Oilwell Varco	D	-2.87	0.20	HP	Helmerich & Payne	A	2.28	0.20
2013-03-01	GPS	Gap	C	-1.85	0.10	WYN	Wyndham Worldwide	A	2.38	0.10
2013-03-01	AVB	Avalonbay Communities	C	-1.86	0.10	GNW	Genworth Financial	A	2.34	0.10
2013-03-01	MCRS	Micros Systems	D	-2.88	0.10	SYMC	Symantec	A	2.30	0.10
2013-03-01	MRK	Merck & Co	C	-1.85	1.80	THC	Tenet Healthcare	A	2.37	1.80
2013-03-01	MSFT	Microsoft	D	-2.86	2.00	VRSN	Verisign	A	2.28	2.00
2013-03-01	BXP	Boston Properties	C	-1.85	0.10	ALL	Allstate	A	2.34	0.10
2013-03-01	ROST	Ross Stores	D	-2.86	0.40	NX	Twenty-First Century Fox Inc	A	2.35	0.40
2013-03-01	WFM	Whole Foods Market	C	-1.86	0.10	DISCA	Discovery Communications	A	2.34	0.10
2013-03-01	EXC	Exelon	D	-2.87	0.30	NRG	Nrg Energy	A	2.28	0.30
2013-03-01	BIDU	Baidu Adr	D	-2.88	0.00	JDSU	JDS Uniphase Corporation	A	2.27	0.00
2013-03-01	TDC	Teradata	D	-2.88	0.10	DELL	Dell	A	2.26	0.10
2013-03-01	LULU	Lululemon Athletica	C	-1.86	0.30	DHI	D.r. Horton	A	2.44	0.30
2013-03-01	MDLZ	Mondelez International	D	-2.86	0.80	STZ	Constellation Brands	A	2.41	0.80
2013-03-01	MNST	Monster Beverage	D	-2.88	0.00	PVH	Pvh	A	2.36	0.00
2013-04-01	AAPL	Apple	D	-2.90	2.60	CSC	Computer Sciences	A	2.36	2.60
2013-04-01	ECA	Encana	D	-2.86	0.00	S	Sprint Nextel	A	2.49	0.00
2013-04-01	APA	Apache	D	-2.85	0.20	TSO	Tesoro	A	2.52	0.20
2013-04-01	CCL	Carnival	C	-1.86	0.20	NFLX	Netflix	A	2.57	0.20
2013-04-01	DD	E.i. Du Pont De Nemours	D	-2.84	0.10	IP	International Paper	A	2.28	0.10
2013-04-01	EMC	EMC Corp	D	-2.85	0.10	HPQ	Hewlett-Packard	A	2.33	0.10
2013-04-01	NOV	National Oilwell Varco	D	-2.86	0.20	FSLR	First Solar	A	2.38	0.20
2013-04-01	AVB	Avalonbay Communities	C	-1.86	0.10	GNW	Genworth Financial	A	2.40	0.10
2013-04-01	MRK	Merck & Co	C	-1.85	1.50	THC	Tenet Healthcare	A	2.46	1.50
2013-04-01	BXP	Boston Properties	C	-1.86	0.10	ALL	Allstate	A	2.36	0.10
2013-04-01	LSI	LSI	D	-2.85	0.00	SYMC	Symantec	A	2.31	0.00
2013-04-01	X	United States Steel	C	-1.88	0.10	ECL	Ecolab	A	2.28	0.10
2013-04-01	WFM	Whole Foods Market	C	-1.86	0.10	WYN	Wyndham Worldwide	A	2.40	0.10
2013-04-01	TDC	Teradata	D	-2.88	0.00	VRSN	Verisign	A	2.29	0.00
2013-04-01	LULU	Lululemon Athletica	D	-2.87	0.30	DHI	D.r. Horton	A	2.47	0.30
2013-04-01	MDLZ	Mondelez International	D	-2.85	0.90	STZ	Constellation Brands	A	2.44	0.90
2013-04-01	MNST	Monster Beverage	D	-2.88	0.00	DLPH	Delphi Automotive	A	2.37	0.00
2013-05-01	AAPL	Apple	D	-2.90	2.60	CSC	Computer Sciences	A	2.34	2.60
2013-05-01	ECA	Encana	D	-2.87	0.00	S	Sprint Nextel	A	2.56	0.00
2013-05-01	APA	Apache	D	-2.86	0.40	FSLR	First Solar	A	2.65	0.40
2013-05-01	VMW	Vmware	D	-2.88	0.30	SYMC	Symantec	A	2.31	0.30
2013-05-01	CMI	Cummins	C	-1.86	0.10	ROP	Roper Technologies	A	2.36	0.10
2013-05-01	DOW	Dow Chemical	C	-1.84	0.70	ECL	Ecolab	A	2.29	0.70
2013-05-01	EMC	EMC Corp	D	-2.85	0.10	HPQ	Hewlett-Packard	A	2.29	0.10
2013-05-01	ESV	Ensco	C	-1.85	0.50	TSO	Tesoro	A	2.47	0.50
2013-05-01	ISRG	Intuitive Surgical	D	-2.86	0.40	THC	Tenet Healthcare	A	2.42	0.40
2013-05-01	NOV	National Oilwell Varco	D	-2.87	0.20	EQT	Eq	A	2.29	0.20

Date	Ticker	Name	R	SM	W (%)	Ticker	Name	R	SM	W (%)
2013-05-01	AVB	Avalonbay Communities	D	-2.85	0.10	GNW	Genworth Financial	A	2.42	0.10
2013-05-01	COP	Conocophillips	C	-1.84	0.90	PXD	Pioneer Natural Resources	A	2.25	0.90
2013-05-01	LSI	LSI	D	-2.86	0.00	VRSN	Verisign	A	2.28	0.00
2013-05-01	AMZN	Amazon.com	C	-1.85	1.00	NFLX	Netflix	A	2.66	1.00
2013-05-01	WFM	Whole Foods Market	D	-2.85	0.10	BBY	Best Buy	A	2.38	0.10
2013-05-01	XOM	Exxon Mobil	C	-1.84	1.60	HP	Helmerich & Payne	A	2.25	1.60
2013-05-01	WLTGQ	Walter Energy	D	-2.93	0.10					
2013-05-01	EXPE	Expedia	C	-1.86	0.10	NX	Twenty-First Century Fox Inc	A	2.38	0.10
2013-05-01	TDC	Teradata	D	-2.89	0.00	WDC	Western Digital	A	2.27	0.00
2013-05-01	ARNC	Arconic	D	-2.85	0.40	IP	International Paper	A	2.28	0.40
2013-06-03	AAPL	Apple	D	-2.89	2.40	MU	Micron Technology	A	2.36	2.40
2013-06-03	CTSH	Cognizant Technology Solutions	C	-1.87	0.20	HPQ	Hewlett-Packard	A	2.35	0.20
2013-06-03	VMW	Vmware	D	-2.88	0.20	CSC	Computer Sciences	A	2.33	0.20
2013-06-03	CMI	Cummins	C	-1.84	0.00	ROP	Roper Technologies	A	2.38	0.00
2013-06-03	INTU	Intuit	C	-1.86	0.00	WDC	Western Digital	A	2.32	0.00
2013-06-03	ESV	Ensco	C	-1.85	0.50	FSLR	First Solar	A	2.76	0.50
2013-06-03	ISRG	Intuitive Surgical	D	-2.86	0.40	THC	Tenet Healthcare	A	2.45	0.40
2013-06-03	NOV	National Oilwell Varco	D	-2.86	0.20	EQT	Eqst	A	2.30	0.20
2013-06-03	AXLL	Axiall Corporation	C	-1.89	0.30	ECL	Ecolab	A	2.29	0.30
2013-06-03	AMZN	Amazon.com	C	-1.84	0.90	NFLX	Netflix	A	2.69	0.90
2013-06-03	CCT	Catamaran Corp	C	-1.86	0.00	S	Sprint Nextel	A	2.57	0.00
2013-06-03	QCOM	Qualcomm	C	-1.84	0.80	YHOO	Yahoo	A	2.30	0.80
2013-06-03	WLTGQ	Walter Energy	D	-2.93	0.10					
2013-06-03	EXPE	Expedia	C	-1.86	0.10	TRIP	Tripadvisor	A	2.42	0.10
2013-06-03	TDC	Teradata	D	-2.89	0.00	STX	Seagate Technology	A	2.29	0.00
2013-06-03	ARNC	Arconic	D	-2.84	0.40	EMN	Eastman Chemical	A	2.28	0.40
2013-07-01	AAPL	Apple	D	-2.90	2.10					
2013-07-01	FLR	Fluor	C	-1.85	1.10	ROP	Roper Technologies	A	2.38	1.10
2013-07-01	CTSH	Cognizant Technology Solutions	C	-1.87	0.20	MU	Micron Technology	A	2.43	0.20
2013-07-01	VLO	Valero Energy	C	-1.87	0.10	FSLR	First Solar	A	2.66	0.10
2013-07-01	ALTR	Altera Corp.	D	-2.85	0.10	HPQ	Hewlett-Packard	A	2.35	0.10
2013-07-01	VMW	Vmware	D	-2.89	0.10	CSC	Computer Sciences	A	2.33	0.10
2013-07-01	INTU	Intuit	C	-1.85	0.00	WDC	Western Digital	A	2.31	0.00
2013-07-01	EMC	EMC Corp	D	-2.84	0.00	STX	Seagate Technology	A	2.30	0.00
2013-07-01	ESV	Ensco	C	-1.85	0.50	PXD	Pioneer Natural Resources	A	2.31	0.50
2013-07-01	ISRG	Intuitive Surgical	D	-2.86	0.40	THC	Tenet Healthcare	A	2.44	0.40
2013-07-01	AXLL	Axiall Corporation	C	-1.89	0.30	ECL	Ecolab	A	2.30	0.30
2013-07-01	IBM	IBM	C	-1.85	0.10	AMD	Advanced Micro Devices	A	2.28	0.10
2013-07-01	NVR	Nvr	C	-1.86	0.20	STZ	Constellation Brands	A	2.49	0.20
2013-07-01	ORCL	Oracle	C	-1.86	0.90	SYMC	Symantec	A	2.28	0.90
2013-07-01	SPXC	Spx	C	-1.85	0.30	IR	Ingersoll-rand	A	2.35	0.30
2013-07-01	TOL	Toll Brothers	C	-1.86	0.10	DLPH	Delphi Automotive	A	2.44	0.10
2013-07-01	CCT	Catamaran Corp	C	-1.85	0.10	S	Sprint Nextel	A	2.56	0.10
2013-07-01	EBAY	Ebay	C	-1.85	0.40	NFLX	Netflix	A	2.69	0.40
2013-07-01	QCOM	Qualcomm	C	-1.85	0.70	YHOO	Yahoo	A	2.28	0.70
2013-07-01	CTXS	Citrix Systems	D	-2.86	0.30	JDSU	JDS Uniphase Corporation	A	2.28	0.30
2013-07-01	PM	Philip Morris International	C	-1.85	1.10	DHI	D.r. Horton	A	2.42	1.10
2013-07-01	WLTGQ	Walter Energy	D	-2.96	0.10					
2013-07-01	EXPE	Expedia	C	-1.85	0.10	GME	Gamestop Corp New	A	2.45	0.10
2013-07-01	SWI	SolarWinds	D	-2.89	0.00	VRSN	Verisign	A	2.27	0.00
2013-07-01	MPC	Marathon Petroleum	C	-1.87	0.30	EQT	Eqst	A	2.30	0.30

Date	Ticker	Name	R	SM	W (%)	Ticker	Name	R	SM	W (%)
2013-07-01	ARNC	Arconic	D	-2.85	0.20	EMN	Eastman Chemical	A	2.27	0.20
2013-08-01	AAPL	Apple	D	-2.89	2.10	MU	Micron Technology	A	2.41	2.10
2013-08-01	CBL	Cbl & Associates Properties	C	-1.86	0.10	GNW	Genworth Financial	A	2.53	0.10
2013-08-01	FLR	Fluor	C	-1.84	1.10	IR	Ingersoll-rand	A	2.39	1.10
2013-08-01	CTSH	Cognizant Technology Solutions	C	-1.85	0.30	HPQ	Hewlett-Packard	A	2.37	0.30
2013-08-01	VLO	Valero Energy	C	-1.86	0.10	FSLR	First Solar	A	2.68	0.10
2013-08-01	MON	Monsanto	C	-1.85	0.10	WHR	Whirlpool	A	2.42	0.10
2013-08-01	SPG	Simon Property	C	-1.85	0.40	AIG	American International	A	2.39	0.40
2013-08-01	ESV	Ensco	C	-1.84	0.50	PXD	Pioneer Natural Resources	A	2.37	0.50
2013-08-01	FCX	Freeport-mcmoran	D	-2.89	0.10	EMN	Eastman Chemical	A	2.32	0.10
2013-08-01	ISRG	Intuitive Surgical	D	-2.89	0.10	THC	Tenet Healthcare	A	2.42	0.10
2013-08-01	AXLL	Axiall Corporation	C	-1.88	0.30	IP	International Paper	A	2.30	0.30
2013-08-01	IBM	IBM	D	-2.85	0.10	CSC	Computer Sciences	A	2.36	0.10
2013-08-01	NVR	Nvr	C	-1.86	0.10	EA	Electronic Arts	A	2.40	0.10
2013-08-01	ORCL	Oracle	C	-1.85	0.90	SYMC	Symantec	A	2.34	0.90
2013-08-01	PHM	Pultegroup	C	-1.89	0.20	PVH	Pvh	A	2.40	0.20
2013-08-01	BXP	Boston Properties	C	-1.85	0.10	ALL	Allstate	A	2.38	0.10
2013-08-01	WMB	Williams Companies	C	-1.84	0.40	EQT	Eqst	A	2.33	0.40
2013-08-01	EBAY	Ebay	C	-1.85	1.10	NFLX	Netflix	A	2.77	1.10
2013-08-01	QCOM	Qualcomm	C	-1.84	0.80	WDC	Western Digital	A	2.33	0.80
2013-08-01	PM	Philip Morris International	C	-1.84	1.00	HSY	The Hershey	A	2.35	1.00
2013-08-01	WLTGQ	Walter Energy	D	-2.96	0.00					
2013-08-01	DVA	Davita	C	-1.85	0.30	BSX	Boston Scientific	A	2.37	0.30
2013-08-01	MPC	Marathon Petroleum	C	-1.86	0.50	HP	Helmerich & Payne	A	2.28	0.50
2013-08-01	ARNC	Arconic	D	-2.85	0.20	AVY	Avery Dennison	A	2.27	0.20
2013-09-02	CBL	Cbl & Associates Properties	C	-1.88	0.10	GNW	Genworth Financial	A	2.48	0.10
2013-09-02	PRE	Partnerre	C	-1.85	0.10	AIG	American International	A	2.39	0.10
2013-09-02	VLO	Valero Energy	C	-1.87	0.10	PXD	Pioneer Natural Resources	A	2.37	0.10
2013-09-02	APA	Apache	C	-1.84	0.50	EQT	Eqst	A	2.32	0.50
2013-09-02	MON	Monsanto	C	-1.85	0.10	EA	Electronic Arts	A	2.41	0.10
2013-09-02	SPG	Simon Property	C	-1.87	0.40	ALL	Allstate	A	2.35	0.40
2013-09-02	ESV	Ensco	C	-1.85	0.50	HP	Helmerich & Payne	A	2.27	0.50
2013-09-02	FCX	Freeport-mcmoran	D	-2.88	0.20	EMN	Eastman Chemical	A	2.29	0.20
2013-09-02	ISRG	Intuitive Surgical	D	-2.89	0.10	BSX	Boston Scientific	A	2.35	0.10
2013-09-02	AXLL	Axiall Corporation	C	-1.90	0.30	IP	International Paper	A	2.28	0.30
2013-09-02	IBM	IBM	D	-2.86	0.10	MU	Micron Technology	A	2.41	0.10
2013-09-02	KO	Coca-cola	C	-1.85	1.10	WHR	Whirlpool	A	2.39	1.10
2013-09-02	LEN	Lennar	D	-2.88	0.20	PVH	Pvh	A	2.38	0.20
2013-09-02	MAS	Masco	C	-1.86	0.40	ROP	Roper Technologies	A	2.38	0.40
2013-09-02	NVR	Nvr	C	-1.87	0.10	HSY	The Hershey	A	2.33	0.10
2013-09-02	ORCL	Oracle	C	-1.85	1.10	CSC	Computer Sciences	A	2.37	1.10
2013-09-02	PHM	Pultegroup	C	-1.89	0.20	SNA	Snap-on	A	2.32	0.20
2013-09-02	BXP	Boston Properties	D	-2.85	0.10	DFS	Discover Financial Services	A	2.34	0.10
2013-09-02	SHW	Sherwin-williams	C	-1.85	0.20	IR	Ingersoll-rand	A	2.37	0.20
2013-09-02	SPXC	Spx	C	-1.84	0.30	SEE	Sealed Air	A	2.36	0.30
2013-09-02	TOL	Toll Brothers	D	-2.85	0.20	TSN	Tyson Foods	A	2.32	0.20
2013-09-02	TSO	Tesoro	C	-1.88	0.10	MUR	Murphy Oil	A	2.26	0.10
2013-09-02	WMB	Williams Companies	C	-1.84	0.50	CHK	Chesapeake Energy	A	2.26	0.50
2013-09-02	X	United States Steel	D	-2.88	0.00	IFF	International Flavors & Fragrances	A	2.24	0.00
2013-09-02	VZ	Verizon Communications	C	-1.85	0.80	FTR	Frontier Communications	A	2.19	0.80
2013-09-02	PM	Philip Morris International	D	-2.86	0.90	F	Ford Motor	A	2.30	0.90
2013-09-02	DVA	Davita	C	-1.86	0.30	MYL	Mylan N.V.	A	2.34	0.30
2013-09-02	LULU	Lululemon Athletica	C	-1.86	0.20	FOSL	Fossil	A	2.30	0.20

Date	Ticker	Name	R	SM	W (%)	Ticker	Name	R	SM	W (%)
2013-09-02	MPC	Marathon Petroleum	C	-1.87	0.60	HES	Hess	A	2.26	0.60
2013-09-02	PSX	Phillips 66	C	-1.85	0.40	NBL	Noble Energy	A	2.25	0.40
2013-09-02	ARNC	Arconic	D	-2.85	0.20	DD	E.i. Du Pont De Nemours	A	2.22	0.20
2013-10-01	AMT	American Tower	D	-2.85	0.00	GNW	Genworth Financial	A	2.52	0.00
2013-10-01	CBL	Cbl & Associates Properties	D	-2.88	0.10	AIG	American International	A	2.41	0.10
2013-10-01	VLO	Valero Energy	C	-1.87	0.20	PXD	Pioneer Natural Resources	A	2.41	0.20
2013-10-01	BAX	Baxter International	C	-1.85	0.50	BSX	Boston Scientific	A	2.39	0.50
2013-10-01	SPG	Simon Property	C	-1.86	0.50	ALL	Allstate	A	2.37	0.50
2013-10-01	ESV	Enesco	C	-1.85	0.50	EQT	Eqt	A	2.34	0.50
2013-10-01	ISRG	Intuitive Surgical	D	-2.89	0.10	MYL	Mylan N.V.	A	2.38	0.10
2013-10-01	AXLL	Axiall Corporation	C	-1.90	0.30	EMN	Eastman Chemical	A	2.31	0.30
2013-10-01	KO	Coca-cola	C	-1.85	1.10	WHR	Whirlpool	A	2.44	1.10
2013-10-01	LEN	Lennar	D	-2.86	0.20	EA	Electronic Arts	A	2.40	0.20
2013-10-01	NVR	Nvr	C	-1.86	0.10	SNA	Snap-on	A	2.35	0.10
2013-10-01	ORCL	Oracle	C	-1.85	1.00	MU	Micron Technology	A	2.54	1.00
2013-10-01	PHM	Pultegroup	C	-1.89	0.20	PVH	Pvh	A	2.34	0.20
2013-10-01	SHW	Sherwin-williams	C	-1.84	0.20	IR	Ingersoll-rand	A	2.41	0.20
2013-10-01	TOL	Toll Brothers	D	-2.84	0.20	HSY	The Hershey	A	2.33	0.20
2013-10-01	TROW	T Rowe Price	C	-1.85	0.10	DFS	Discover Financial Services	A	2.37	0.10
2013-10-01	TSO	Tesoro	C	-1.89	0.10	HP	Helmerich & Payne	A	2.30	0.10
2013-10-01	FD	Macy's	C	-1.86	0.10	BBY	Best Buy	A	2.56	0.10
2013-10-01	JWN	Nordstrom	C	-1.85	0.10	GME	Gamestop Corp New	A	2.54	0.10
2013-10-01	VZ	Verizon Communications	C	-1.85	0.80	FTR	Frontier Communications	A	2.19	0.80
2013-10-01	PM	Philip Morris International	D	-2.84	0.90	GT	Goodyear Tire & Rubber	A	2.32	0.90
2013-10-01	DVA	Davita	C	-1.85	0.30	AMGN	Amgen	A	2.35	0.30
2013-10-01	EXPE	Expedia	D	-2.87	0.10	TRIP	Tripadvisor	A	2.53	0.10
2013-10-01	LULU	Lululemon Athletica	C	-1.85	0.20	F	Ford Motor	A	2.32	0.20
2013-10-01	MPC	Marathon Petroleum	C	-1.88	0.50	NBL	Noble Energy	A	2.28	0.50
2013-10-01	PSX	Phillips 66	C	-1.84	0.40	MUR	Murphy Oil	A	2.27	0.40
2013-11-01	CBL	Cbl & Associates Properties	D	-2.88	0.10	GNW	Genworth Financial	A	2.58	0.10
2013-11-01	DTE	Dte Energy	C	-1.84	0.20	NRG	Nrg Energy	A	2.33	0.20
2013-11-01	BAX	Baxter International	C	-1.85	0.30	BSX	Boston Scientific	A	2.39	0.30
2013-11-01	YUM	Yum Brands	C	-1.85	0.50	BBY	Best Buy	A	2.63	0.50
2013-11-01	SPG	Simon Property	D	-2.86	0.50	AIG	American International	A	2.40	0.50
2013-11-01	ESV	Enesco	D	-2.84	0.50	HP	Helmerich & Payne	A	2.33	0.50
2013-11-01	GMCR	Keurig Green Mountain	C	-1.88	0.00	WHR	Whirlpool	A	2.45	0.00
2013-11-01	AXLL	Axiall Corporation	D	-2.90	0.30	EMN	Eastman Chemical	A	2.30	0.30
2013-11-01	GPS	Gap	C	-1.87	0.00	GME	Gamestop Corp New	A	2.58	0.00
2013-11-01	KO	Coca-cola	C	-1.85	0.70	EA	Electronic Arts	A	2.39	0.70
2013-11-01	LEN	Lennar	D	-2.87	0.20	SNA	Snap-on	A	2.36	0.20
2013-11-01	PHM	Pultegroup	D	-2.88	0.20	HSY	The Hershey	A	2.36	0.20
2013-11-01	TROW	T Rowe Price	C	-1.84	0.00	ALL	Allstate	A	2.39	0.00
2013-11-01	TSO	Tesoro	C	-1.88	0.00	EQT	Eqt	A	2.32	0.00
2013-11-01	CCT	Catamaran Corp	C	-1.87	0.00	SEE	Sealed Air	A	2.40	0.00
2013-11-01	CSCO	Cisco Systems	C	-1.86	1.60	MU	Micron Technology	A	2.54	1.60
2013-11-01	EBAY	Ebay	C	-1.85	0.80	TRIP	Tripadvisor	A	2.57	0.80
2013-11-01	FD	Macy's	C	-1.85	0.10	FOXA	Twenty-first Century Fox	A	2.47	0.10
2013-11-01	ACN	Accenture Cl A	C	-1.85	0.20	IR	Ingersoll-rand	A	2.43	0.20
2013-11-01	PEP	Pepsico	C	-1.84	0.80	HAR	Harman Ind Inc	A	2.33	0.80
2013-11-01	JWN	Nordstrom	C	-1.84	0.10	SWY	Safeway Inc	A	2.39	0.10
2013-11-01	VZ	Verizon Communications	C	-1.84	0.80	FTR	Frontier Communications	A	2.20	0.80
2013-11-01	CVX	Chevron	C	-1.85	1.90	NBL	Noble Energy	A	2.31	1.90
2013-11-01	UAL	United Continental	C	-1.84	0.10	SNI	Scripps Networks Interactive	A	2.37	0.10

Date	Ticker	Name	R	SM	W (%)	Ticker	Name	R	SM	W (%)
2013-11-01	DVA	Davita	C	-1.86	0.30	AMGN	Amgen	A	2.37	0.30
2013-11-01	MPC	Marathon Petroleum	C	-1.87	0.50	CHK	Chesapeake Energy	A	2.28	0.50
2013-12-02	CBL	Cbl & Associates Properties	D	-2.89	0.10	GNW	Genworth Financial	A	2.62	0.10
2013-12-02	DTE	Dte Energy	C	-1.85	0.10	NRG	Nrg Energy	A	2.31	0.10
2013-12-02	ALTR	Altera Corp.	C	-1.86	0.10	MU	Micron Technology	A	2.65	0.10
2013-12-02	BAX	Baxter International	C	-1.85	0.30	MYL	Mylan N.V.	A	2.43	0.30
2013-12-02	SPG	Simon Property	D	-2.86	0.30	AIG	American International	A	2.41	0.30
2013-12-02	GMCR	Keurig Green Mountain	C	-1.87	0.00	SNA	Snap-on	A	2.37	0.00
2013-12-02	GPS	Gap	C	-1.85	0.00	BBY	Best Buy	A	2.61	0.00
2013-12-02	IP	International Paper	C	-1.84	0.10	EMN	Eastman Chemical	A	2.29	0.10
2013-12-02	NTRS	Northern Trust	C	-1.84	0.10	ALL	Allstate	A	2.40	0.10
2013-12-02	BXP	Boston Properties	D	-2.85	0.10	PFG	Principal Financial	A	2.39	0.10
2013-12-02	BBT	Bb&t	C	-1.84	0.00	DFS	Discover Financial Services	A	2.38	0.00
2013-12-02	COG	Cabot Oil & Gas	C	-1.85	0.10	HP	Helmerich & Payne	A	2.33	0.10
2013-12-02	CSCO	Cisco Systems	C	-1.87	1.30	YHOO	Yahoo	A	2.41	1.30
2013-12-02	EBAY	Ebay	C	-1.85	0.80	TRIP	Tripadvisor	A	2.59	0.80
2013-12-02	CTXS	Citrix Systems	D	-2.87	0.30	CSC	Computer Sciences	A	2.39	0.30
2013-12-02	CVX	Chevron	C	-1.84	1.60	EQT	Eqt	A	2.32	1.60
2013-12-02	AEGR	Aegerion Pharmaceuticals	C	-1.88	0.00	BSX	Boston Scientific	A	2.38	0.00
2014-01-01	CBL	Cbl & Associates Properties	D	-2.89	0.10	GNW	Genworth Financial	A	2.63	0.10
2014-01-01	DTE	Dte Energy	C	-1.85	0.10	NRG	Nrg Energy	A	2.33	0.10
2014-01-01	ALTR	Altera Corp.	D	-2.86	0.10	MU	Micron Technology	A	2.66	0.10
2014-01-01	BAX	Baxter International	D	-2.84	0.20	MYL	Mylan N.V.	A	2.42	0.20
2014-01-01	GMCR	Keurig Green Mountain	C	-1.86	0.00	MHK	Mohawk Industries	A	2.61	0.00
2014-01-01	GPS	Gap	C	-1.86	0.00	BBY	Best Buy	A	2.59	0.00
2014-01-01	GWV	Ww Grainger	C	-1.84	0.30	IR	Ingersoll-rand	A	2.50	0.30
2014-01-01	BXP	Boston Properties	D	-2.85	0.10	DFS	Discover Financial Services	A	2.40	0.10
2014-01-01	COG	Cabot Oil & Gas	C	-1.83	0.10	HP	Helmerich & Payne	A	2.36	0.10
2014-01-01	CSCO	Cisco Systems	C	-1.86	1.40	YHOO	Yahoo	A	2.45	1.40
2014-01-01	CTXS	Citrix Systems	D	-2.86	0.30	WDC	Western Digital	A	2.42	0.30
2014-01-01	CVX	Chevron	C	-1.84	1.30	MUR	Murphy Oil	A	2.29	1.30
2014-01-01	AEGR	Aegerion Pharmaceuticals	C	-1.88	0.00	BSX	Boston Scientific	A	2.40	0.00
2014-01-01	LULU	Lululemon Athletica	D	-2.87	0.20	SNA	Snap-on	A	2.38	0.20
2014-02-03	CBL	Cbl & Associates Properties	D	-2.89	0.10	GNW	Genworth Financial	A	2.58	0.10
2014-02-03	DTE	Dte Energy	C	-1.84	0.10	OKE	Oneok	A	2.26	0.10
2014-02-03	AIG	American International	C	-1.85	0.10	ETFC	Etrade Financial	A	2.38	0.10
2014-02-03	CELG	Celgene	C	-1.86	1.00	BSX	Boston Scientific	A	2.43	1.00
2014-02-03	SPG	Simon Property	D	-2.84	0.20	EFX	Equifax	A	2.38	0.20
2014-02-03	ESV	Enesco	D	-2.87	0.30	HP	Helmerich & Payne	A	2.37	0.30
2014-02-03	GIS	General Mills	C	-1.85	0.50	MHK	Mohawk Industries	A	2.56	0.50
2014-02-03	GPS	Gap	C	-1.87	0.00	TRIP	Tripadvisor	A	2.50	0.00
2014-02-03	GWV	Ww Grainger	C	-1.86	0.20	IR	Ingersoll-rand	A	2.46	0.20
2014-02-03	KSU	Kansas City Southern	C	-1.87	0.10	ROP	Roper Technologies	A	2.40	0.10
2014-02-03	F	Ford Motor	C	-1.86	0.00	TSN	Tyson Foods	A	2.40	0.00
2014-02-03	COP	Conocophillips	C	-1.86	0.30	CHK	Chesapeake Energy	A	2.26	0.30
2014-02-03	PXD	Pioneer Natural Resources	C	-1.88	0.10	MUR	Murphy Oil	A	2.25	0.10
2014-02-03	CSCO	Cisco Systems	C	-1.86	1.30	MU	Micron Technology	A	2.69	1.30
2014-02-03	WFM	Whole Foods Market	C	-1.87	0.10	FOXA	Twenty-first Century Fox	A	2.42	0.10
2014-02-03	SBUX	Starbucks	C	-1.86	0.50	LUV	Southwest Airlines	A	2.39	0.50
2014-02-03	PEP	Pepsico	C	-1.85	0.90	HSY	The Hershey	A	2.35	0.90
2014-02-03	FNFG	First Niagara Financial	C	-1.88	0.10	DFS	Discover Financial Services	A	2.38	0.10

Date	Ticker	Name	R	SM	W (%)	Ticker	Name	R	SM	W (%)
2014-02-03	TWX	Time Warner	C	-1.85	2.40	WYNN	Wynn Resorts	A	2.38	2.40
2014-02-03	AXS	Axis Capital	C	-1.85	0.10	ALL	Allstate	A	2.37	0.10
2014-02-03	CTXS	Citrix Systems	D	-2.88	0.30	CSC	Computer Sciences	A	2.43	0.30
2014-02-03	VZ	Verizon Communications	C	-1.85	1.40	FTR	Frontier Communications	A	2.19	1.40
2014-02-03	PM	Philip Morris International	D	-2.86	0.80	SNA	Snap-on	A	2.34	0.80
2014-02-03	CVX	Chevron	C	-1.86	0.90	BHI	Baker Hughes	A	2.23	0.90
2014-02-03	ASML	Asml	C	-1.86	0.10	WDC	Western Digital	A	2.42	0.10
2014-02-03	AEGR	Aegerion Pharmaceuticals	C	-1.90	0.00	MYL	Mylan N.V.	A	2.42	0.00
2014-02-03	LNKD	Linkedin	C	-1.86	0.20	LMT	Lockheed Martin	A	2.36	0.20
2014-02-03	LULU	Lululemon Athletica	D	-2.90	0.20					
2014-02-03	ULTA	Ulta Beauty	C	-1.89	0.00	HRB	H.& R.block	A	2.34	0.00
2014-03-03	CBL	Cbl & Associates Properties	D	-2.89	0.10	GNW	Genworth Financial	A	2.62	0.10
2014-03-03	DTE	Dte Energy	C	-1.84	0.10	OKE	Oneok	A	2.27	0.10
2014-03-03	AIG	American International	C	-1.84	0.10	ETFC	Etrade Financial	A	2.44	0.10
2014-03-03	APC	Anadarko Petroleum	D	-2.86	0.20	HP	Helmerich & Payne	A	2.42	0.20
2014-03-03	CL	Colgate-palmolive	C	-1.84	0.30	MHK	Mohawk Industries	A	2.57	0.30
2014-03-03	YUM	Yum Brands	C	-1.84	0.10	TRIP	Tripadvisor	A	2.68	0.10
2014-03-03	ESV	Ensco	D	-2.86	0.30	EQT	Eqt	A	2.38	0.30
2014-03-03	AXLL	Axiall Corporation	D	-2.86	0.20	AVY	Avery Dennison	A	2.29	0.20
2014-03-03	GIS	General Mills	C	-1.84	0.50	TSN	Tyson Foods	A	2.43	0.50
2014-03-03	GWV	Ww Grainger	C	-1.85	0.30	IR	Ingersoll-rand	A	2.49	0.30
2014-03-03	QEP	Qep Resources	C	-1.86	0.00	BHI	Baker Hughes	A	2.26	0.00
2014-03-03	KSU	Kansas City Southern	C	-1.87	0.10	ROP	Roper Technologies	A	2.41	0.10
2014-03-03	LOW	Lowe's Companies	C	-1.84	0.80	FOXA	Twenty-first Century Fox	A	2.45	0.80
2014-03-03	F	Ford Motor	C	-1.86	0.00	SNA	Snap-on	A	2.39	0.00
2014-03-03	OXY	Occidental Petroleum	C	-1.84	1.10	NBR	Nabors Industries	A	2.26	1.10
2014-03-03	COP	Conocophillips	C	-1.85	0.20	SE	Spectra Energy	A	2.23	0.20
2014-03-03	PG	Procter & Gamble	C	-1.85	1.30	HSY	The Hershey	A	2.38	1.30
2014-03-03	RL	Ralph Lauren	D	-2.85	0.00	GT	Goodyear Tire & Rubber	A	2.37	0.00
2014-03-03	ROST	Ross Stores	C	-1.85	0.10	WYNN	Wynn Resorts	A	2.44	0.10
2014-03-03	TSO	Tesoro	C	-1.86	0.00	RRC	Range Resources	A	2.19	0.00
2014-03-03	PXD	Pioneer Natural Resources	C	-1.85	0.10	CAM	Cameron International Corp.	A	2.19	0.10
2014-03-03	RE	Everest Re	C	-1.85	0.20	DFS	Discover Financial Services	A	2.41	0.20
2014-03-03	CSCO	Cisco Systems	C	-1.86	1.10	MU	Micron Technology	A	2.75	1.10
2014-03-03	WFM	Whole Foods Market	C	-1.86	0.10	LUV	Southwest Airlines	A	2.43	0.10
2014-03-03	SBUX	Starbucks	C	-1.86	0.70	SWY	Safeway Inc	A	2.42	0.70
2014-03-03	PEP	Pepsico	C	-1.85	0.10	NWL	Newell Brands	A	2.31	0.10
2014-03-03	FNFG	First Niagara Financial	C	-1.87	0.10	ALL	Allstate	A	2.40	0.10
2014-03-03	TWX	Time Warner	C	-1.84	2.40	WAG	Walgreens Boots Alliance	A	2.38	2.40
2014-03-03	COST	Costco Wholesale	C	-1.85	0.60	SNI	Scripps Networks Interactive	A	2.37	0.60
2014-03-03	AXS	Axis Capital	C	-1.85	0.10	EFX	Equifax	A	2.39	0.10
2014-03-03	CTXS	Citrix Systems	D	-2.87	0.30	CSC	Computer Sciences	A	2.46	0.30
2014-03-03	VZ	Verizon Communications	D	-2.84	1.60	FTR	Frontier Communications	A	2.21	1.60
2014-03-03	PM	Philip Morris International	D	-2.85	0.90	BWA	Borgwarner	A	2.31	0.90
2014-03-03	CVX	Chevron	C	-1.85	0.90	DVN	Devon Energy	A	2.18	0.90
2014-03-03	ASML	Asml	C	-1.86	0.10	WDC	Western Digital	A	2.44	0.10
2014-03-03	GM	General Motors	C	-1.85	1.60	GPC	Genuine Parts	A	2.30	1.60
2014-03-03	AEGR	Aegerion Pharmaceuticals	C	-1.91	0.00	FRX	Forest Laboratories	A	2.56	0.00
2014-03-03	LNKD	Linkedin	C	-1.87	0.20	LMT	Lockheed Martin	A	2.40	0.20
2014-03-03	LULU	Lululemon Athletica	D	-2.89	0.20	CCE	Coca-Cola Enterprises	A	2.29	0.20
2014-03-03	ULTA	Ulta Beauty	C	-1.89	0.00	HRB	H.& R.block	A	2.37	0.00
2014-04-01	CBL	Cbl & Associates Properties	D	-2.89	0.00	GNW	Genworth Financial	A	2.72	0.00

Date	Ticker	Name	R	SM	W (%)	Ticker	Name	R	SM	W (%)
2014-04-01	APC	Anadarko Petroleum	D	-2.85	0.20	HP	Helmerich & Payne	A	2.46	0.20
2014-04-01	BBY	Best Buy	C	-1.90	0.10	TRIP	Tripadvisor	A	2.65	0.10
2014-04-01	CELG	Celgene	C	-1.85	0.90	FRX	Forest Laboratories	A	2.54	0.90
2014-04-01	CL	Colgate-palmolive	C	-1.84	0.20	MHK	Mohawk Industries	A	2.56	0.20
2014-04-01	YUM	Yum Brands	C	-1.84	0.20	LUV	Southwest Airlines	A	2.46	0.20
2014-04-01	EMR	Emerson Electric	C	-1.84	0.60	IR	Ingersoll-rand	A	2.46	0.60
2014-04-01	ESV	Enesco	D	-2.86	0.30	EQT	Eqt	A	2.37	0.30
2014-04-01	TRV	Travelers Companies	C	-1.85	0.10	ETFC	Etrade Financial	A	2.48	0.10
2014-04-01	GWW	Ww Grainger	C	-1.85	0.20	ROP	Roper Technologies	A	2.41	0.20
2014-04-01	KO	Coca-cola	D	-2.85	0.60	TSN	Tyson Foods	A	2.48	0.60
2014-04-01	KSU	Kansas City Southern	D	-2.86	0.10	R	Ryder System	A	2.41	0.10
2014-04-01	COP	Conocophillips	C	-1.84	0.30	NBR	Nabors Industries	A	2.28	0.30
2014-04-01	PG	Procter & Gamble	C	-1.84	1.40	SNA	Snap-on	A	2.40	1.40
2014-04-01	RL	Ralph Lauren	D	-2.85	0.10	GT	Goodyear Tire & Rubber	A	2.38	0.10
2014-04-01	ROST	Ross Stores	C	-1.85	0.10	SWY	Safeway Inc	A	2.42	0.10
2014-04-01	AMG	Affiliated Managers	C	-1.84	0.00	DFS	Discover Financial Services	A	2.43	0.00
2014-04-01	RE	Everest Re	C	-1.84	0.10	ALL	Allstate	A	2.42	0.10
2014-04-01	CSCO	Cisco Systems	C	-1.85	1.10	MU	Micron Technology	A	2.74	1.10
2014-04-01	GS	Goldman Sachs	C	-1.85	0.30	EFX	Equifax	A	2.39	0.30
2014-04-01	DISCA	Discovery Communications	C	-1.85	0.10	WYNN	Wynn Resorts	A	2.41	0.10
2014-04-01	NFLX	Netflix	C	-1.87	0.10	WAG	Walgreens Boots Alliance	A	2.37	0.10
2014-04-01	WFM	Whole Foods Market	C	-1.87	0.00	HRB	H.& R.block	A	2.36	0.00
2014-04-01	SBUX	Starbucks	C	-1.85	0.70	VIAB	Viacom	A	2.32	0.70
2014-04-01	DDD	3d Systems	C	-1.90	0.00	HPQ	Hewlett-Packard	A	2.47	0.00
2014-04-01	TWX	Time Warner	C	-1.84	2.40	ORLY	O'reilly Automotive	A	2.31	2.40
2014-04-01	COST	Costco Wholesale	C	-1.85	0.50	OMC	Omnicom	A	2.30	0.50
2014-04-01	AXS	Axis Capital	C	-1.85	0.10	TMK	Torchmark	A	2.39	0.10
2014-04-01	CTXS	Citrix Systems	D	-2.84	0.30	WDC	Western Digital	A	2.47	0.30
2014-04-01	VZ	Verizon Communications	D	-2.84	1.70	FTR	Frontier Communications	A	2.25	1.70
2014-04-01	PM	Philip Morris International	D	-2.85	0.90	HSY	The Hershey	A	2.37	0.90
2014-04-01	CVX	Chevron	D	-2.84	1.00	VLO	Valero Energy	A	2.28	1.00
2014-04-01	GM	General Motors	C	-1.86	1.50	BWA	Borgwarner	A	2.32	1.50
2014-04-01	AEGR	Aegerion Pharmaceuticals	C	-1.92	0.00	MYL	Mylan N.V.	A	2.47	0.00
2014-04-01	LNKD	Linkedin	C	-1.88	0.20	LMT	Lockheed Martin	A	2.40	0.20
2014-04-01	LULU	Lululemon Athletica	D	-2.88	0.20	NWL	Newell Brands	A	2.30	0.20
2014-04-01	ULTA	Ulta Beauty	C	-1.87	0.00	DTV	DIRECTV	A	2.30	0.00
2014-04-01	FBHS	Fortune Brands Home & Security	C	-1.85	0.00	ROK	Rockwell Automation	A	2.38	0.00
2014-05-01	MET	Metlife	C	-1.84	0.70	GNW	Genworth Financial	A	2.73	0.70
2014-05-01	CELG	Celgene	C	-1.85	0.90	FRX	Forest Laboratories	A	2.54	0.90
2014-05-01	CME	Cme	C	-1.86	0.10	ALL	Allstate	A	2.42	0.10
2014-05-01	EMR	Emerson Electric	C	-1.84	0.70	IR	Ingersoll-rand	A	2.49	0.70
2014-05-01	ESV	Enesco	D	-2.87	0.20	HP	Helmerich & Payne	A	2.45	0.20
2014-05-01	GWW	Ww Grainger	D	-2.85	0.20	R	Ryder System	A	2.41	0.20
2014-05-01	MS	Morgan Stanley	C	-1.84	1.20	DFS	Discover Financial Services	A	2.40	1.20
2014-05-01	JEC	Jacobs Engineering	C	-1.86	0.10	LMT	Lockheed Martin	A	2.40	0.10
2014-05-01	KSU	Kansas City Southern	D	-2.87	0.10	FISV	Fiserv	A	2.38	0.10
2014-05-01	RL	Ralph Lauren	D	-2.86	0.10	TSN	Tyson Foods	A	2.47	0.10
2014-05-01	ROST	Ross Stores	C	-1.86	0.10	TRIP	Tripadvisor	A	2.57	0.10
2014-05-01	TJX	Tjx Companies	C	-1.85	0.40	LUV	Southwest Airlines	A	2.47	0.40
2014-05-01	AMZN	Amazon.com	C	-1.87	0.80	SWY	Safeway Inc	A	2.43	0.80
2014-05-01	MTD	Mettler Toledo International	C	-1.85	0.00	ROK	Rockwell Automation	A	2.37	0.00
2014-05-01	AMG	Affiliated Managers	C	-1.85	0.00	EFX	Equifax	A	2.40	0.00

Date	Ticker	Name	R	SM	W (%)	Ticker	Name	R	SM	W (%)
2014-05-01	PCP	Precision Castparts	C	-1.84	0.10	CTAS	Cintas	A	2.36	0.10
2014-05-01	VRTX	Vertex Pharmaceuticals	D	-2.87	0.40	MYL	Mylan N.V.	A	2.48	0.40
2014-05-01	ARM	Arm Holdings	C	-1.87	0.10	WDC	Western Digital	A	2.41	0.10
2014-05-01	GS	Goldman Sachs	C	-1.85	0.20	TMK	Torchmark	A	2.39	0.20
2014-05-01	DISCA	Discovery Communications	C	-1.86	0.10	WAG	Walgreens Boots Alliance	A	2.39	0.10
2014-05-01	NFLX	Netflix	C	-1.88	0.10	WYNN	Wynn Resorts	A	2.37	0.10
2014-05-01	WFM	Whole Foods Market	C	-1.87	0.00	HRB	H.& R.block	A	2.33	0.00
2014-05-01	SBUX	Starbucks	C	-1.86	0.60	DTV	DIRECTV	A	2.31	0.60
2014-05-01	DDD	3d Systems	C	-1.91	0.00	HPQ	Hewlett-Packard	A	2.46	0.00
2014-05-01	ACN	Accenture Cl A	C	-1.84	0.90	AME	Ametek	A	2.35	0.90
2014-05-01	TWX	Time Warner	C	-1.84	2.50	ORLY	O'reilly Automotive	A	2.31	2.50
2014-05-01	MA	Mastercard	C	-1.85	0.20	PFG	Principal Financial	A	2.37	0.20
2014-05-01	COST	Costco Wholesale	C	-1.85	0.40	VIAB	Viacom	A	2.31	0.40
2014-05-01	AXS	Axis Capital	C	-1.85	0.10	AIZ	Assurant	A	2.34	0.10
2014-05-01	CTXS	Citrix Systems	D	-2.84	0.30	CSC	Computer Sciences	A	2.44	0.30
2014-05-01	C	Citigroup	D	-2.86	1.60		Berkshire Hathaway B	A	2.33	1.60
2014-05-01	HIG	The Hartford Financial Services	C	-1.84	0.10	LM	Legg Mason	A	2.31	0.10
2014-05-01	PRU	Prudential Financial	C	-1.85	0.40	AON	Aon	A	2.31	0.40
2014-05-01	VZ	Verizon Communications	D	-2.84	1.70	FTR	Frontier Communications	A	2.26	1.70
2014-05-01	ASML	Asml	C	-1.86	0.30	PBI	Pitney Bowes	A	2.43	0.30
2014-05-01	ABC	Amerisourcebergen	C	-1.85	0.10	TIF	Tiffany	A	2.29	0.10
2014-05-01	GM	General Motors	C	-1.86	1.60	WHR	Whirlpool	A	2.46	1.60
2014-05-01	V	Visa	C	-1.85	1.20	UNM	Unum	A	2.30	1.20
2014-05-01	LNKD	Linkedin	C	-1.90	0.10	DOV	Dover	A	2.34	0.10
2014-05-01	LULU	Lululemon Athletica	D	-2.90	0.10					
2014-05-01	ULTA	Ulta Beauty	C	-1.89	0.00	IPG	Interpublic Group Of Companies	A	2.28	0.00
2014-05-01	FBHS	Fortune Brands Home & Security	C	-1.86	0.00	PNR	Pentair	A	2.33	0.00
2014-05-01	FOXA	Twenty-first Century Fox	C	-1.85	0.50	OMC	Omnicom	A	2.28	0.50
2014-06-02	BAC	Bank Of America	C	-1.86	1.80	GNW	Genworth Financial	A	2.70	1.80
2014-06-02	CELG	Celgene	C	-1.84	1.00	FRX	Forest Laboratories	A	2.56	1.00
2014-06-02	CERN	Cerner	C	-1.86	0.10	HPQ	Hewlett-Packard	A	2.48	0.10
2014-06-02	ATHN	Athenahealth	C	-1.90	0.10	CSC	Computer Sciences	A	2.46	0.10
2014-06-02	CME	Cme	C	-1.86	0.20	ALL	Allstate	A	2.43	0.20
2014-06-02	ESV	Enesco	D	-2.86	0.20	HP	Helmerich & Payne	A	2.46	0.20
2014-06-02	STT	State Street	D	-2.86	0.50	DFS	Discover Financial Services	A	2.43	0.50
2014-06-02	GPS	Gap	C	-1.84	0.00	LUV	Southwest Airlines	A	2.51	0.00
2014-06-02	HD	The Home Depot	C	-1.84	1.40	SWY	Safeway Inc	A	2.43	1.40
2014-06-02	CRM	Salesforce.com	C	-1.87	0.10	PBI	Pitney Bowes	A	2.45	0.10
2014-06-02	LNC	Lincoln National	C	-1.84	0.10	TMK	Torchmark	A	2.40	0.10
2014-06-02	LOW	Lowe's Companies	C	-1.84	0.70	WAG	Walgreens Boots Alliance	A	2.41	0.70
2014-06-02	MAS	Masco	C	-1.85	0.30	IR	Ingersoll-rand	A	2.48	0.30
2014-06-02	RL	Ralph Lauren	D	-2.86	0.10	TSN	Tyson Foods	A	2.48	0.10
2014-06-02	TER	Teradyne	C	-1.85	0.20	WDC	Western Digital	A	2.44	0.20
2014-06-02	TJX	Tjx Companies	C	-1.86	0.50	WYNN	Wynn Resorts	A	2.39	0.50
2014-06-02	TOL	Toll Brothers	C	-1.85	0.10	WHR	Whirlpool	A	2.44	0.10
2014-06-02	AMZN	Amazon.com	C	-1.87	0.80	TIF	Tiffany	A	2.33	0.80
2014-06-02	MTD	Mettler Toledo International	C	-1.84	0.00	R	Ryder System	A	2.43	0.00
2014-06-02	AMG	Affiliated Managers	C	-1.85	0.00	EFX	Equifax	A	2.40	0.00
2014-06-02	PCP	Precision Castparts	C	-1.84	0.10	LMT	Lockheed Martin	A	2.40	0.10
2014-06-02	VRTX	Vertex Pharmaceuticals	D	-2.86	0.40	ZBH	Zimmer Biomet	A	2.37	0.40
2014-06-02	ARM	Arm Holdings	C	-1.86	0.10	GT	Goodyear Tire & Rubber	A	2.37	0.10
2014-06-02	EBAY	Ebay	C	-1.86	0.20	DTV	DIRECTV	A	2.32	0.20

Date	Ticker	Name	R	SM	W (%)	Ticker	Name	R	SM	W (%)
2014-06-02	CBS	Cbs	C	-1.85	0.20	VIAB	Viacom	A	2.32	0.20
2014-06-02	GS	Goldman Sachs	C	-1.85	0.20	PFGB	Principal Financial	A	2.37	0.20
2014-06-02	REGN	Regeneron Pharmaceuticals	C	-1.85	0.10	AMGN	Amgen	A	2.36	0.10
2014-06-02	DISCA	Discovery Communications	D	-2.86	0.00	IPG	Interpublic Group Of Companies	A	2.31	0.00
2014-06-02	NFLX	Netflix	C	-1.85	0.10	ORLY	O'reilly Automotive	A	2.31	0.10
2014-06-02	SBUX	Starbucks	C	-1.85	0.60	CAH	Cardinal Health	A	2.30	0.60
2014-06-02	MX	Methanex	C	-1.87	0.10	AME	Ametek	A	2.35	0.10
2014-06-02	DDD	3d Systems	C	-1.91	0.00	SNDK	Sandisk Corp	A	2.41	0.00
2014-06-02	ACN	Accenture Cl A	C	-1.84	0.90	CTAS	Cintas	A	2.39	0.90
2014-06-02	BMY	Bristol-myers Squibb	C	-1.86	1.30	ANTM	Anthem	A	2.33	1.30
2014-06-02	MA	Mastercard	C	-1.85	0.20	AIZ	Assurant	A	2.34	0.20
2014-06-02	COST	Costco Wholesale	C	-1.85	0.40	AN	Autonation	A	2.28	0.40
2014-06-02	C	Citigroup	D	-2.86	1.50	LM	Legg Mason	A	2.33	1.50
2014-06-02	PRU	Prudential Financial	C	-1.85	0.40	AON	Aon	A	2.32	0.40
2014-06-02	LVS	Las Vegas Sands	C	-1.85	0.10	DNB	Dun & Bradstreet	A	2.27	0.10
2014-06-02	ASML	Asml	C	-1.85	0.30	HRS	Harris	A	2.39	0.30
2014-06-02	GM	General Motors	D	-2.86	1.60	SNA	Snap-on	A	2.41	1.60
2014-06-02	V	Visa	C	-1.85	1.20		Berkshire Hathaway B	A	2.32	1.20
2014-06-02	LNKD	Linkedin	D	-2.90	0.00	ROK	Rockwell Automation	A	2.37	0.00
2014-06-02	LULU	Lululemon Athletica	D	-2.90	0.10					
2014-06-02	FBHS	Fortune Brands Home & Security	C	-1.86	0.10	FISV	Fiserv	A	2.37	0.10
2014-06-02	SPLK	Splunk	C	-1.93	0.00	STX	Seagate Technology	A	2.36	0.00
2014-07-01	CTSH	Cognizant Technology Solutions	C	-1.85	0.40	HPQ	Hewlett-Packard	A	2.49	0.40
2014-07-01	BAC	Bank Of America	C	-1.85	1.80	GNW	Genworth Financial	A	2.71	1.80
2014-07-01	CERN	Cerner	C	-1.86	0.10	CSC	Computer Sciences	A	2.47	0.10
2014-07-01	ATHN	Athenahealth	C	-1.89	0.10	WDC	Western Digital	A	2.47	0.10
2014-07-01	CME	Cme	D	-2.86	0.10	DFS	Discover Financial Services	A	2.45	0.10
2014-07-01	STT	State Street	D	-2.85	0.50	ALL	Allstate	A	2.43	0.50
2014-07-01	GPS	Gap	C	-1.84	0.00	LUV	Southwest Airlines	A	2.53	0.00
2014-07-01	HD	The Home Depot	C	-1.84	1.20	SWY	Safeway Inc	A	2.43	1.20
2014-07-01	AMTD	Td Ameritrade	C	-1.85	0.10	STI	Suntrust Banks	A	2.42	0.10
2014-07-01	CRM	Salesforce.com	C	-1.85	0.10	SNDK	Sandisk Corp	A	2.44	0.10
2014-07-01	LNC	Lincoln National	C	-1.84	0.10	EFX	Equifax	A	2.41	0.10
2014-07-01	LOW	Lowe's Companies	C	-1.84	0.70	WAG	Walgreens Boots Alliance	A	2.42	0.70
2014-07-01	MAS	Masco	C	-1.84	0.30	R	Ryder System	A	2.44	0.30
2014-07-01	RL	Ralph Lauren	D	-2.85	0.10	WHR	Whirlpool	A	2.43	0.10
2014-07-01	TER	Teradyne	C	-1.84	0.20	PBI	Pitney Bowes	A	2.44	0.20
2014-07-01	TJX	Tjx Companies	C	-1.86	0.50	WYNN	Wynn Resorts	A	2.38	0.50
2014-07-01	TOL	Toll Brothers	C	-1.84	0.10	SNA	Snap-on	A	2.41	0.10
2014-07-01	AMZN	Amazon.com	C	-1.86	0.80	TIF	Tiffany	A	2.34	0.80
2014-07-01	XLNX	Xilinx	C	-1.85	0.00	STX	Seagate Technology	A	2.39	0.00
2014-07-01	ARM	Arm Holdings	C	-1.87	0.10	HP	Helmerich & Payne	A	2.50	0.10
2014-07-01	EBAY	Ebay	D	-2.86	0.00	DTV	DIRECTV	A	2.33	0.00
2014-07-01	CBS	Cbs	C	-1.84	0.20	VIAB	Viacom	A	2.32	0.20
2014-07-01	GS	Goldman Sachs	C	-1.84	0.20	TMK	Torchmark	A	2.41	0.20
2014-07-01	REGN	Regeneron Pharmaceuticals	C	-1.85	0.10	AMGN	Amgen	A	2.37	0.10
2014-07-01	MX	Methanex	C	-1.86	0.10	GT	Goodyear Tire & Rubber	A	2.39	0.10
2014-07-01	DDD	3d Systems	C	-1.89	0.00	HRS	Harris	A	2.38	0.00
2014-07-01	VRX	Valeant Pharmaceuticals International	C	-1.86	0.10	ROK	Rockwell Automation	A	2.38	0.10
2014-07-01	BMY	Bristol-myers Squibb	C	-1.86	1.20	ZBH	Zimmer Biomet	A	2.37	1.20
2014-07-01	MA	Mastercard	C	-1.85	0.20	PFGB	Principal Financial	A	2.40	0.20
2014-07-01	C	Citigroup	D	-2.84	1.40	LM	Legg Mason	A	2.34	1.40
2014-07-01	LVS	Las Vegas Sands	C	-1.85	0.10	IPG	Interpublic Group Of Companies	A	2.32	0.10

Date	Ticker	Name	R	SM	W (%)	Ticker	Name	R	SM	W (%)
2014-07-01	V	Visa	C	-1.85	1.20	AIZ	Assurant	A	2.33	1.20
2014-07-01	LNKD	Linkedin	D	-2.89	0.00	CTAS	Cintas	A	2.40	0.00
2014-07-01	LULU	Lululemon Athletica	D	-2.91	0.10					
2014-07-01	FBHS	Fortune Brands Home & Security	C	-1.86	0.20	LMT	Lockheed Martin	A	2.39	0.20
2014-07-01	SPLK	Splunk	C	-1.90	0.00	AMAT	Applied Materials	A	2.36	0.00
2014-08-01	CTSH	Cognizant Technology Solutions	C	-1.85	0.40	HPQ	Hewlett-Packard	A	2.50	0.40
2014-08-01	VLO	Valero Energy	C	-1.86	0.40	HP	Helmerich & Payne	A	2.45	0.40
2014-08-01	BAC	Bank Of America	C	-1.86	1.70	DFS	Discover Financial Services	A	2.43	1.70
2014-08-01	D	Dominion Resources	C	-1.85	0.30	SRE	Sempra Energy	A	2.33	0.30
2014-08-01	ATHN	Athenahealth	C	-1.90	0.10	WDC	Western Digital	A	2.50	0.10
2014-08-01	EMR	Emerson Electric	C	-1.85	0.60	R	Ryder System	A	2.43	0.60
2014-08-01	EQT	Eqst	C	-1.86	0.30	XEC	Cimarex Energy	A	2.35	0.30
2014-08-01	GPS	Gap	C	-1.85	0.00	LUV	Southwest Airlines	A	2.54	0.00
2014-08-01	HBAN	Huntington Bancshares	C	-1.84	0.10	ALL	Allstate	A	2.43	0.10
2014-08-01	IBM	IBM	C	-1.84	0.30	CSC	Computer Sciences	A	2.46	0.30
2014-08-01	AMTD	Td Ameritrade	C	-1.85	0.10	EFX	Equifax	A	2.43	0.10
2014-08-01	LOW	Low's Companies	C	-1.84	0.80	SWY	Safeway Inc	A	2.43	0.80
2014-08-01	MAS	Masco	C	-1.85	0.20	LMT	Lockheed Martin	A	2.41	0.20
2014-08-01	PG	Procter & Gamble	C	-1.84	1.20	WHR	Whirlpool	A	2.44	1.20
2014-08-01	RL	Ralph Lauren	D	-2.84	0.10	SNA	Snap-on	A	2.42	0.10
2014-08-01	SWN	Southwestern Energy	C	-1.86	0.00	NBR	Nabors Industries	A	2.31	0.00
2014-08-01	TER	Teradyne	C	-1.85	0.20	PBI	Pitney Bowes	A	2.43	0.20
2014-08-01	TJX	Tjx Companies	C	-1.86	0.60	WAG	Walgreens Boots Alliance	A	2.40	0.60
2014-08-01	XLNX	Xilinx	C	-1.87	0.20	SNDK	Sandisk Corp	A	2.39	0.20
2014-08-01	BSX	Boston Scientific	C	-1.85	0.70	AMGN	Amgen	A	2.39	0.70
2014-08-01	ARM	Arm Holdings	D	-2.87	0.10	TMK	Torchmark	A	2.39	0.10
2014-08-01	COG	Cabot Oil & Gas	D	-2.87	0.10	BHI	Baker Hughes	A	2.29	0.10
2014-08-01	CBS	Cbs	C	-1.86	0.10	WYNN	Wynn Resorts	A	2.38	0.10
2014-08-01	MX	Methanex	C	-1.86	0.10	PFG	Principal Financial	A	2.39	0.10
2014-08-01	DDD	3d Systems	C	-1.92	0.00	STX	Seagate Technology	A	2.39	0.00
2014-08-01	VRX	Valeant Pharmaceuticals International	C	-1.87	0.10	FISV	Fiserv	A	2.38	0.10
2014-08-01	BMJ	Bristol-myers Squibb	C	-1.85	1.10	ZBH	Zimmer Biomet	A	2.35	1.10
2014-08-01	ON	On Semiconductor	C	-1.85	0.10	HRS	Harris	A	2.34	0.10
2014-08-01	AXS	Axis Capital	C	-1.84	0.00	STI	Suntrust Banks	A	2.40	0.00
2014-08-01	LVS	Las Vegas Sands	C	-1.86	0.10	DTV	DIRECTV	A	2.33	0.10
2014-08-01	LULU	Lululemon Athletica	D	-2.92	0.10					
2014-08-01	FBHS	Fortune Brands Home & Security	D	-2.87	0.20	CTAS	Cintas	A	2.39	0.20
2014-08-01	SPLK	Splunk	D	-2.92	0.00					
2014-08-01	MPC	Marathon Petroleum	C	-1.86	0.10	WMB	Williams Companies	A	2.28	0.10
2014-09-01	FLR	Fluor	C	-1.85	0.90	R	Ryder System	A	2.45	0.90
2014-09-01	VLO	Valero Energy	C	-1.85	0.60	HP	Helmerich & Payne	A	2.45	0.60
2014-09-01	D	Dominion Resources	C	-1.84	0.40	SRE	Sempra Energy	A	2.36	0.40
2014-09-01	EMR	Emerson Electric	C	-1.84	0.60	LMT	Lockheed Martin	A	2.43	0.60
2014-09-01	EQT	Eqst	C	-1.85	0.20	XEC	Cimarex Energy	A	2.37	0.20
2014-09-01	AXLL	Axiall Corporation	C	-1.86	0.20	LYB	Lyondellbasell Industries	A	2.52	0.20
2014-09-01	LLL	L3 Technologies	C	-1.86	0.20	CTAS	Cintas	A	2.41	0.20
2014-09-01	SWN	Southwestern Energy	C	-1.86	0.00	NFX	Newfield Exploration	A	2.32	0.00
2014-09-01	XLNX	Xilinx	D	-2.87	0.10	HPQ	Hewlett-Packard	A	2.54	0.10
2014-09-01	BSX	Boston Scientific	C	-1.85	0.70	AMGN	Amgen	A	2.43	0.70
2014-09-01	BMJ	Bristol-myers Squibb	C	-1.85	1.10	ANTM	Anthem	A	2.36	1.10
2014-09-01	LULU	Lululemon Athletica	D	-2.91	0.20					
2014-09-01	MPC	Marathon Petroleum	C	-1.84	0.10	NBR	Nabors Industries	A	2.31	0.10

Date	Ticker	Name	R	SM	W (%)	Ticker	Name	R	SM	W (%)
2014-10-01	FLR	Fluor	D	-2.87	0.80	URI	United Rentals	A	2.64	0.80
2014-10-01	MET	Metlife	C	-1.85	0.80	DFS	Discover Financial Services	A	2.46	0.80
2014-10-01	VLO	Valero Energy	C	-1.87	0.10	HP	Helmerich & Payne	A	2.40	0.10
2014-10-01	CCK	Crown	C	-1.86	0.20	R	Ryder System	A	2.44	0.20
2014-10-01	ADS	Alliance Data Systems	C	-1.86	0.30	LMT	Lockheed Martin	A	2.44	0.30
2014-10-01	MON	Monsanto	C	-1.85	0.10	DLPH	Delphi Automotive	A	2.52	0.10
2014-10-01	D	Dominion Resources	C	-1.84	0.40	SRE	Sempra Energy	A	2.35	0.40
2014-10-01	DHR	Danaher	C	-1.85	0.10	CTAS	Cintas	A	2.43	0.10
2014-10-01	EMR	Emerson Electric	D	-2.85	0.70	FISV	Fiserv	A	2.40	0.70
2014-10-01	EQT	Eqst	C	-1.86	0.20	XEC	Cimarex Energy	A	2.32	0.20
2014-10-01	ESV	Ensco	D	-2.88	0.10	WMB	Williams Companies	A	2.28	0.10
2014-10-01	ETN	Eaton	D	-2.87	0.60	NOC	Northrop Grumman	A	2.33	0.60
2014-10-01	FCX	Freeport-mcmoran	C	-1.86	0.70	LYB	Lyondellbasell Industries	A	2.48	0.70
2014-10-01	NEE	Nextera Energy	C	-1.85	0.60	OKE	Oneok	A	2.29	0.60
2014-10-01	AXLL	Axiall Corporation	C	-1.88	0.10	PPG	Ppg Industries	A	2.44	0.10
2014-10-01	GIS	General Mills	C	-1.85	0.30	KORS	Michael Kors	A	2.50	0.30
2014-10-01	HAR	Harman Ind Inc	C	-1.86	0.70	SNA	Snap-on	A	2.41	0.70
2014-10-01	IR	Ingersoll-rand	C	-1.86	0.20	NSC	Norfolk Southern	A	2.32	0.20
2014-10-01	JCI	Johnson Controls	C	-1.86	0.00	GMCR	Keurig Green Mountain	A	2.37	0.00
2014-10-01	LLL	L3 Technologies	C	-1.85	0.30	APH	Amphenol	A	2.32	0.30
2014-10-01	ORCL	Oracle	C	-1.85	0.60	HPQ	Hewlett-Packard	A	2.49	0.60
2014-10-01	OXY	Occidental Petroleum	C	-1.85	0.90	NFX	Newfield Exploration	A	2.25	0.90
2014-10-01	PCAR	Paccar	C	-1.86	1.00	GD	General Dynamics	A	2.31	1.00
2014-10-01	PHM	Pultegroup	C	-1.86	0.20	GT	Goodyear Tire & Rubber	A	2.31	0.20
2014-10-01	SLB	Schlumberger	C	-1.86	2.10	SE	Spectra Energy	A	2.24	2.10
2014-10-01	SPXC	Spx	C	-1.87	0.10	FDX	Fedex	A	2.31	0.10
2014-10-01	STI	Suntrust Banks	C	-1.85	0.10	MCO	Moody's	A	2.45	0.10
2014-10-01	TOL	Toll Brothers	C	-1.86	0.10	HRL	Hormel Foods	A	2.30	0.10
2014-10-01	AMZN	Amazon.com	D	-2.85	0.00	LUV	Southwest Airlines	A	2.62	0.00
2014-10-01	BBT	Bb&t	C	-1.85	0.40	ALL	Allstate	A	2.45	0.40
2014-10-01	EOG	Eog Resources	C	-1.86	0.30	FSLR	First Solar	A	2.22	0.30
2014-10-01	BSX	Boston Scientific	C	-1.86	0.70	AMGN	Amgen	A	2.43	0.70
2014-10-01	EWBC	East West Bancorp	C	-1.85	0.10	EFX	Equifax	A	2.41	0.10
2014-10-01	WSH	Willis Group Holdings	D	-2.84	0.10	PFG	Principal Financial	A	2.40	0.10
2014-10-01	CNP	Centerpoint Energy	C	-1.84	0.20	POM	Pepco Holdings	A	2.24	0.20
2014-10-01	FLS	Flowserve	C	-1.86	0.30		Minnesota Mng.& Mfg	A	2.28	0.30
2014-10-01	XOM	Exxon Mobil	C	-1.85	1.30	TSO	Tesoro	A	2.22	1.30
2014-10-01	HON	Honeywell International	C	-1.84	1.80	TYC	Tyco International	A	2.28	1.80
2014-10-01	GM	General Motors	D	-2.86	1.50	GPC	Genuine Parts	A	2.30	1.50
2014-10-01	LULU	Lululemon Athletica	D	-2.91	0.30					
2014-10-01	FOX	Twenty-first Century Fox	C	-1.85	0.10	CMG	Chipotle Mexican Grill	A	2.47	0.10
2014-11-03	FLR	Fluor	D	-2.87	0.80	URI	United Rentals	A	2.68	0.80
2014-11-03	MET	Metlife	C	-1.84	0.80	MCO	Moody's	A	2.48	0.80
2014-11-03	AMAT	Applied Materials	C	-1.84	0.00	HPQ	Hewlett-Packard	A	2.51	0.00
2014-11-03	APA	Apache	C	-1.88	0.10	HP	Helmerich & Payne	A	2.36	0.10
2014-11-03	CCK	Crown	C	-1.85	0.20	LMT	Lockheed Martin	A	2.47	0.20
2014-11-03	MON	Monsanto	C	-1.85	0.00	DLPH	Delphi Automotive	A	2.59	0.00
2014-11-03	MOS	The Mosaic	D	-2.86	0.60	LYB	Lyondellbasell Industries	A	2.40	0.60
2014-11-03	MLM	Martin Marietta Materials	C	-1.85	0.00	CTAS	Cintas	A	2.45	0.00
2014-11-03	YUM	Yum Brands	D	-2.86	0.20	LUV	Southwest Airlines	A	2.68	0.20
2014-11-03	EMR	Emerson Electric	D	-2.84	0.60	R	Ryder System	A	2.44	0.60
2014-11-03	EQT	Eqst	C	-1.86	0.20	WMB	Williams Companies	A	2.28	0.20
2014-11-03	ESV	Ensco	D	-2.88	0.10	TSO	Tesoro	A	2.26	0.10
2014-11-03	ETN	Eaton	D	-2.86	0.50	FISV	Fiserv	A	2.43	0.50

Date	Ticker	Name	R	SM	W (%)	Ticker	Name	R	SM	W (%)
2014-11-03	FCX	Freeport-mcmoran	D	-2.88	0.10	ECL	Ecolab	A	2.38	0.10
2014-11-03	AXLL	Axiall Corporation	D	-2.86	0.10	AA	Alcoa	A	2.37	0.10
2014-11-03	HAL	Halliburton	C	-1.88	0.90	KMI	Kinder Morgan	A	2.21	0.90
2014-11-03	HAR	Harman Ind Inc	C	-1.85	0.90	SNA	Snap-on	A	2.46	0.90
2014-11-03	IBM	IBM	C	-1.86	0.10	WDC	Western Digital	A	2.50	0.10
2014-11-03	IR	Ingersoll-rand	C	-1.84	0.30	NOC	Northrop Grumman	A	2.35	0.30
2014-11-03	LLL	L3 Technologies	C	-1.84	0.30	GD	General Dynamics	A	2.35	0.30
2014-11-03	ORCL	Oracle	C	-1.85	0.50	CSC	Computer Sciences	A	2.45	0.50
2014-11-03	OXY	Occidental Petroleum	C	-1.86	1.90	FSLR	First Solar	A	2.20	1.90
2014-11-03	PCAR	Paccar	C	-1.84	1.40	FDX	Fedex	A	2.33	1.40
2014-11-03	PHM	Pultegroup	C	-1.85	0.20	GMCR	Keurig Green Mountain	A	2.44	0.20
2014-11-03	SLB	Schlumberger	C	-1.86	1.80	MPC	Marathon Petroleum	A	2.20	1.80
2014-11-03	SPXC	Spx	C	-1.86	0.20	APH	Amphenol	A	2.33	0.20
2014-11-03	STI	Suntrust Banks	C	-1.84	0.00	ALL	Allstate	A	2.48	0.00
2014-11-03	TOL	Toll Brothers	D	-2.85	0.10	GT	Goodyear Tire & Rubber	A	2.34	0.10
2014-11-03	AMZN	Amazon.com	D	-2.86	0.00	CMG	Chipotle Mexican Grill	A	2.45	0.00
2014-11-03	UTX	United Technologies	D	-2.85	1.20	NSC	Norfolk Southern	A	2.32	1.20
2014-11-03	BBT	Bb&t	C	-1.85	0.20	DFS	Discover Financial Services	A	2.46	0.20
2014-11-03	EOG	Eog Resources	C	-1.87	0.10	NOV	National Oilwell Varco	A	2.18	0.10
2014-11-03	CSCO	Cisco Systems	C	-1.84	0.30	STX	Seagate Technology	A	2.43	0.30
2014-11-03	CBS	Cbs	D	-2.85	0.20	SWY	Safeway Inc	A	2.43	0.20
2014-11-03	SBUX	Starbucks	C	-1.84	0.70	ORLY	O'reilly Automotive	A	2.37	0.70
2014-11-03	WSH	Willis Group Holdings	D	-2.84	0.10	EFX	Equifax	A	2.43	0.10
2014-11-03	CNP	Centerpoint Energy	C	-1.84	0.20	OKE	Oneok	A	2.27	0.20
2014-11-03	FLS	Flowserve	D	-2.86	0.20		Minnesota Mng.& Mfg	A	2.31	0.20
2014-11-03	XOM	Exxon Mobil	C	-1.85	1.20	CAM	Cameron International Corp.	A	2.17	1.20
2014-11-03	HON	Honeywell International	C	-1.84	2.00	COL	Rockwell Collins	A	2.30	2.00
2014-11-03	VZ	Verizon Communications	C	-1.84	1.30	FTR	Frontier Communications	A	2.28	1.30
2014-11-03	CVX	Chevron	D	-2.86	1.10	QEP	Qep Resources	A	2.14	1.10
2014-11-03	GM	General Motors	D	-2.86	1.30	GPC	Genuine Parts	A	2.33	1.30
2014-11-03	LULU	Lululemon Athletica	D	-2.91	0.30					
2014-12-01	FLR	Fluor	D	-2.88	0.70	URI	United Rentals	A	2.65	0.70
2014-12-01	APA	Apache	D	-2.90	0.10	HP	Helmerich & Payne	A	2.29	0.10
2014-12-01	CCK	Crown	C	-1.84	0.20	LMT	Lockheed Martin	A	2.47	0.20
2014-12-01	MON	Monsanto	C	-1.84	0.00	DLPH	Delphi Automotive	A	2.62	0.00
2014-12-01	MOS	The Mosaic	D	-2.84	0.60	AA	Alcoa	A	2.37	0.60
2014-12-01	EQT	Eqst	C	-1.86	0.20	TSO	Tesoro	A	2.26	0.20
2014-12-01	ESV	Ensco	D	-2.90	0.10	KMI	Kinder Morgan	A	2.22	0.10
2014-12-01	ETN	Eaton	D	-2.86	0.50	R	Ryder System	A	2.46	0.50
2014-12-01	FCX	Freeport-mcmoran	D	-2.89	0.10	LYB	Lyondellbasell Industries	A	2.35	0.10
2014-12-01	GIS	General Mills	C	-1.84	0.30	SNA	Snap-on	A	2.46	0.30
2014-12-01	HAL	Halliburton	C	-1.91	0.70	MPC	Marathon Petroleum	A	2.20	0.70
2014-12-01	HAR	Harman Ind Inc	C	-1.85	0.80	GMCR	Keurig Green Mountain	A	2.40	0.80
2014-12-01	PCLN	The Priceline	D	-2.86	0.60	LUV	Southwest Airlines	A	2.77	0.60
2014-12-01	IBM	IBM	D	-2.86	0.10	HPQ	Hewlett-Packard	A	2.55	0.10
2014-12-01	OXY	Occidental Petroleum	D	-2.87	1.70	NOV	National Oilwell Varco	A	2.17	1.70
2014-12-01	SIVB	Svb Financial	C	-1.87	0.30	MHFI	McGraw Hill Fin	A	2.56	0.30
2014-12-01	SLB	Schlumberger	C	-1.88	1.60	FSLR	First Solar	A	2.16	1.60
2014-12-01	SPXC	Spx	D	-2.87	0.10	CTAS	Cintas	A	2.45	0.10
2014-12-01	BBT	Bb&t	C	-1.84	0.20	ALL	Allstate	A	2.50	0.20

Date	Ticker	Name	R	SM	W (%)	Ticker	Name	R	SM	W (%)
2014-12-01	EOG	Eog Resources	C	-1.88	0.10	CAM	Cameron International Corp.	A	2.15	0.10
2014-12-01	AMG	Affiliated Managers	C	-1.84	0.10	MCO	Moody's	A	2.49	0.10
2014-12-01	LNG	Cheniere Energy	C	-1.87	0.10	COG	Cabot Oil & Gas	B	1.19	0.10
2014-12-01	CBS	Cbs	D	-2.85	0.20	CMG	Chipotle Mexican Grill	A	2.47	0.20
2014-12-01	FLS	Flowserve	D	-2.88	0.20	FISV	Fiserv	A	2.44	0.20
2014-12-01	EL	Estee Lauder Companies	C	-1.84	0.10	GT	Goodyear Tire & Rubber	A	2.38	0.10
2014-12-01	XOM	Exxon Mobil	D	-2.85	1.10	AMGN	Amgen	A	2.51	1.10
2014-12-01	PRU	Prudential Financial	C	-1.85	0.10	DFS	Discover Financial Services	A	2.47	0.10
2014-12-01	CVX	Chevron	D	-2.86	1.00	WDC	Western Digital	A	2.51	1.00
2014-12-01	GM	General Motors	D	-2.86	1.30	MNST	Monster Beverage	A	2.36	1.30
2014-12-01	LULU	Lululemon Athletica	D	-2.90	0.40	ADM	Archer Daniels Midland	A	2.36	0.40
2015-01-01	FLR	Fluor	D	-2.88	0.80	URI	United Rentals	A	2.62	0.80
2015-01-01	DVN	Devon Energy	D	-2.87	0.10	TSO	Tesoro	A	2.26	0.10
2015-01-01	MLM	Martin Marietta Materials	C	-1.86	0.00	CTAS	Cintas	A	2.49	0.00
2015-01-01	EQT	Eqst	C	-1.89	0.20	KMI	Kinder Morgan	A	2.23	0.20
2015-01-01	ALB	Albemarle	D	-2.86	0.00	LYB	Lyondellbasell Industries	A	2.36	0.00
2015-01-01	ETN	Eaton	D	-2.86	0.50	LMT	Lockheed Martin	A	2.47	0.50
2015-01-01	HAL	Halliburton	D	-2.91	0.30					
2015-01-01	HAR	Harman Ind Inc	C	-1.85	0.80	DLPH	Delphi Automotive	A	2.62	0.80
2015-01-01	PCLN	The Priceline	D	-2.86	0.60	LUV	Southwest Airlines	A	2.81	0.60
2015-01-01	IBM	IBM	D	-2.86	0.10	HPQ	Hewlett-Packard	A	2.57	0.10
2015-01-01	OXY	Occidental Petroleum	D	-2.87	1.90	NOV	National Oilwell Varco	A	2.17	1.90
2015-01-01	SIVB	Svb Financial	C	-1.85	0.30	MHFI	McGraw Hill Fin	A	2.54	0.30
2015-01-01	SLB	Schlumberger	C	-1.88	1.40	COG	Cabot Oil & Gas	B	1.17	1.40
2015-01-01	SPXC	Spx	D	-2.87	0.20	R	Ryder System	A	2.46	0.20
2015-01-01	SWN	Southwestern Energy	D	-2.91	0.00					
2015-01-01	X	United States Steel	C	-1.90	0.30	AA	Alcoa	A	2.34	0.30
2015-01-01	PXD	Pioneer Natural Resources	D	-2.89	0.10	ALL	Allstate	A	2.52	0.10
2015-01-01	EOG	Eog Resources	C	-1.87	0.20	AMGN	Amgen	A	2.49	0.20
2015-01-01	LNG	Cheniere Energy	C	-1.86	0.00	SNA	Snap-on	A	2.47	0.00
2015-01-01	CBS	Cbs	D	-2.85	0.30	CMG	Chipotle Mexican Grill	A	2.48	0.30
2015-01-01	MRO	Marathon Oil	D	-2.89	0.30	DFS	Discover Financial Services	A	2.47	0.30
2015-01-01	FLS	Flowserve	D	-2.88	0.10	FISV	Fiserv	A	2.44	0.10
2015-01-01	CTXS	Citrix Systems	C	-1.85	0.30	WDC	Western Digital	A	2.55	0.30
2015-01-01	XOM	Exxon Mobil	D	-2.85	0.90	MCO	Moody's	A	2.47	0.90
2015-01-01	CVX	Chevron	D	-2.86	0.90	EFX	Equifax	A	2.46	0.90
2015-01-01	CXO	Concho Resources	D	-2.89	0.10	STX	Seagate Technology	A	2.44	0.10
2015-01-01	PSX	Phillips 66	D	-2.86	0.30	SWY	Safeway Inc	A	2.44	0.30
2015-01-01	GOOGL	Alphabet	D	-2.86	1.10	CSC	Computer Sciences	A	2.47	1.10
2015-01-01	BHGE	Baker Hughes, A Ge	D	-2.88	0.60	AGN	Allergan	A	2.40	0.60
2015-02-02	FLR	Fluor	D	-2.89	0.70	URI	United Rentals	A	2.52	0.70
2015-02-02	DVN	Devon Energy	D	-2.87	0.10	TSO	Tesoro	A	2.29	0.10
2015-02-02	APC	Anadarko Petroleum	D	-2.88	0.50	KMI	Kinder Morgan	A	2.22	0.50
2015-02-02	MLM	Martin Marietta Materials	D	-2.85	0.10	CTAS	Cintas	A	2.50	0.10
2015-02-02	DOW	Dow Chemical	D	-2.86	0.30	AA	Alcoa	A	2.35	0.30
2015-02-02	EQT	Eqst	D	-2.89	0.20	MPC	Marathon Petroleum	A	2.21	0.20
2015-02-02	ALB	Albemarle	D	-2.89	0.00	SIAL	Sigma Aldrich	A	2.34	0.00
2015-02-02	HAL	Halliburton	D	-2.91	0.30					
2015-02-02	PCLN	The Priceline	D	-2.88	0.50	LUV	Southwest Airlines	A	2.85	0.50
2015-02-02	IBM	IBM	D	-2.87	0.30	HPQ	Hewlett-Packard	A	2.52	0.30
2015-02-02	JNJ	Johnson & Johnson	C	-1.85	2.40	HCA	Hca	A	2.66	2.40
2015-02-02	MSFT	Microsoft	C	-1.86	2.30	WDC	Western Digital	A	2.49	2.30
2015-02-02	OXY	Occidental Petroleum	D	-2.87	1.90	VLO	Valero Energy	B	1.21	1.90

Date	Ticker	Name	R	SM	W (%)	Ticker	Name	R	SM	W (%)
2015-02-02	SLB	Schlumberger	D	-2.88	1.40	COG	Cabot Oil & Gas	B	1.16	1.40
2015-02-02	SPXC	Spx	D	-2.87	0.20	LMT	Lockheed Martin	A	2.46	0.20
2015-02-02	SWN	Southwestern Energy	D	-2.91	0.10					
2015-02-02	X	United States Steel	C	-1.91	0.30	CF	Cf Industries	A	2.30	0.30
2015-02-02	PXD	Pioneer Natural Resources	D	-2.89	0.10	ALL	Allstate	A	2.52	0.10
2015-02-02	IVZ	Invesco	C	-1.85	0.60	MHFI	McGraw Hill Fin	A	2.54	0.60
2015-02-02	EOG	Eog Resources	C	-1.87	0.20	CMG	Chipotle Mexican Grill	A	2.50	0.20
2015-02-02	LNG	Cheniere Energy	C	-1.86	0.00	EFX	Equifax	A	2.48	0.00
2015-02-02	MRO	Marathon Oil	D	-2.89	0.40	AMGN	Amgen	A	2.47	0.40
2015-02-02	QCOM	Qualcomm	D	-2.87	0.50	CSC	Computer Sciences	A	2.45	0.50
2015-02-02	CNP	Centerpoint Energy	D	-2.85	0.20	SRE	Sempra Energy	A	2.38	0.20
2015-02-02	XOM	Exxon Mobil	D	-2.86	0.80	FISV	Fiserv	A	2.45	0.80
2015-02-02	PM	Philip Morris International	C	-1.85	0.70	SNA	Snap-on	A	2.46	0.70
2015-02-02	CVX	Chevron	D	-2.87	0.90	EA	Electronic Arts	A	2.44	0.90
2015-02-02	CXO	Concho Resources	D	-2.87	0.10	MNK	Mallinckrodt	A	2.43	0.10
2015-02-02	PSX	Phillips 66	D	-2.86	0.30	AGN	Allergan	A	2.42	0.30
2015-02-02	GOOGL	Alphabet	D	-2.85	1.10	STX	Seagate Technology	A	2.38	1.10
2015-02-02	BHGE	Baker Hughes, A Ge	D	-2.87	0.50	R	Ryder System	A	2.42	0.50
2015-03-02	AMT	American Tower	C	-1.84	0.20	MHFI	McGraw Hill Fin	A	2.62	0.20
2015-03-02	FLR	Fluor	D	-2.88	0.60	URI	United Rentals	A	2.58	0.60
2015-03-02	MET	Metlife	D	-2.85	0.60	EFX	Equifax	A	2.53	0.60
2015-03-02	DVN	Devon Energy	D	-2.85	0.10	TSO	Tesoro	A	2.32	0.10
2015-03-02	APC	Anadarko Petroleum	D	-2.88	0.50	VLO	Valero Energy	A	2.22	0.50
2015-03-02	CMI	Cummins	D	-2.84	0.20	CTAS	Cintas	A	2.52	0.20
2015-03-02	EQT	Eqt	D	-2.88	0.20	KMI	Kinder Morgan	A	2.22	0.20
2015-03-02	GMCR	Keurig Green Mountain	C	-1.86	0.00	SNA	Snap-on	A	2.51	0.00
2015-03-02	HAL	Halliburton	D	-2.90	0.40					
2015-03-02	IBM	IBM	D	-2.86	0.30	WDC	Western Digital	A	2.54	0.30
2015-03-02	JEC	Jacobs Engineering	D	-2.89	0.10	LMT	Lockheed Martin	A	2.50	0.10
2015-03-02	JNJ	Johnson & Johnson	C	-1.84	1.80	HCA	Hca	A	2.68	1.80
2015-03-02	KO	Coca-cola	C	-1.84	0.60	EA	Electronic Arts	A	2.46	0.60
2015-03-02	MSFT	Microsoft	C	-1.85	2.50	CSC	Computer Sciences	A	2.53	2.50
2015-03-02	OXY	Occidental Petroleum	D	-2.88	1.70	FSLR	First Solar	B	1.26	1.70
2015-03-02	SLB	Schlumberger	D	-2.88	1.20	BHI	Baker Hughes	B	1.19	1.20
2015-03-02	SPXC	Spx	D	-2.86	0.20	FISV	Fiserv	A	2.49	0.20
2015-03-02	SWN	Southwestern Energy	D	-2.91	0.10					
2015-03-02	X	United States Steel	D	-2.91	0.30					
2015-03-02	PXD	Pioneer Natural Resources	D	-2.89	0.10	LUV	Southwest Airlines	A	2.85	0.10
2015-03-02	IVZ	Invesco	C	-1.84	0.60	ALL	Allstate	A	2.52	0.60
2015-03-02	EOG	Eog Resources	D	-2.87	0.30	AMGN	Amgen	A	2.49	0.30
2015-03-02	MRO	Marathon Oil	D	-2.89	0.30	HSP	Hospira	A	2.48	0.30
2015-03-02	QCOM	Qualcomm	D	-2.85	0.60	HPQ	Hewlett-Packard	A	2.50	0.60
2015-03-02	CNP	Centerpoint Energy	D	-2.86	0.20	SRE	Sempra Energy	A	2.36	0.20
2015-03-02	XOM	Exxon Mobil	D	-2.86	0.70	MNK	Mallinckrodt	A	2.48	0.70
2015-03-02	PM	Philip Morris International	C	-1.85	0.60	MNST	Monster Beverage	A	2.46	0.60
2015-03-02	CVX	Chevron	D	-2.87	0.60	CMG	Chipotle Mexican Grill	A	2.47	0.60
2015-03-02	ARNC	Arconic	C	-1.86	0.80	SIAL	Sigma Aldrich	A	2.34	0.80
2015-04-01	AMT	American Tower	C	-1.85	0.30	MHFI	McGraw Hill Fin	A	2.63	0.30
2015-04-01	FLR	Fluor	D	-2.89	0.60	CTAS	Cintas	A	2.51	0.60
2015-04-01	MET	Metlife	D	-2.85	0.70	EFX	Equifax	A	2.52	0.70
2015-04-01	AIG	American International	C	-1.84	0.70	ALL	Allstate	A	2.52	0.70
2015-04-01	APC	Anadarko Petroleum	D	-2.88	0.50	TSO	Tesoro	A	2.32	0.50
2015-04-01	CMI	Cummins	D	-2.84	0.20	FISV	Fiserv	A	2.49	0.20
2015-04-01	DOW	Dow Chemical	D	-2.84	0.10	SIAL	Sigma Aldrich	A	2.34	0.10
2015-04-01	EQT	Eqt	D	-2.87	0.30	VLO	Valero Energy	A	2.24	0.30
2015-04-01	GMCR	Keurig Green Mountain	C	-1.88	0.00	HBI	Hanesbrands	A	3.00	0.00

Date	Ticker	Name	R	SM	W (%)	Ticker	Name	R	SM	W (%)
2015-04-01	STT	State Street	C	-1.85	0.30	NDAQ	Nasdaq	A	2.40	0.30
2015-04-01	HAL	Halliburton	D	-2.90	0.30					
2015-04-01	JEC	Jacobs Engineering	D	-2.89	0.20	LMT	Lockheed Martin	A	2.49	0.20
2015-04-01	JNJ	Johnson & Johnson	C	-1.85	1.70	HCA	Hca	A	2.71	1.70
2015-04-01	KLAC	Kla-tencor	D	-2.89	0.70	CSC	Computer Sciences	A	2.48	0.70
2015-04-01	KO	Coca-cola	C	-1.85	0.50	SNA	Snap-on	A	2.51	0.50
2015-04-01	MSFT	Microsoft	C	-1.86	2.50	SWKS	Skyworks Solutions	A	2.36	2.50
2015-04-01	OXY	Occidental Petroleum	D	-2.88	1.80	KMI	Kinder Morgan	A	2.23	1.80
2015-04-01	PCAR	Paccar	C	-1.85	1.00	R	Ryder System	A	2.47	1.00
2015-04-01	PVH	Pvh	D	-2.86	0.20	EA	Electronic Arts	A	2.46	0.20
2015-04-01	RL	Ralph Lauren	D	-2.88	0.20	MNST	Monster Beverage	A	2.44	0.20
2015-04-01	SLB	Schlumberger	D	-2.88	0.80	FSLR	First Solar	B	1.25	0.80
2015-04-01	SPXC	Spx	D	-2.87	0.20	NOC	Northrop Grumman	A	2.42	0.20
2015-04-01	SWN	Southwestern Energy	D	-2.92	0.10					
2015-04-01	TIF	Tiffany	D	-2.87	0.20	LUV	Southwest Airlines	A	2.83	0.20
2015-04-01	X	United States Steel	D	-2.91	0.30					
2015-04-01	MRO	Marathon Oil	D	-2.89	0.20	BHI	Baker Hughes	B	1.20	0.20
2015-04-01	QCOM	Qualcomm	D	-2.86	0.20	ADSK	Autodesk	A	2.29	0.20
2015-04-01	CNP	Centerpoint Energy	D	-2.86	0.20	AEP	American Electric Power	A	2.25	0.20
2015-04-01	XOM	Exxon Mobil	D	-2.87	0.70	XEC	Cimarex Energy	B	1.20	0.70
2015-04-01	PRU	Prudential Financial	D	-2.86	0.00	LM	Legg Mason	A	2.37	0.00
2015-04-01	PM	Philip Morris International	D	-2.86	0.60	HRL	Hormel Foods	A	2.33	0.60
2015-04-01	EXC	Exelon	D	-2.86	0.30	TEG	Integrys Energy	A	2.23	0.30
2015-04-01	CVX	Chevron	D	-2.87	0.60	DVN	Devon Energy	B	1.18	0.60
2015-04-01	MDLZ	Mondelez International	C	-1.85	0.60	DPS	Dr Pepper Snapple	A	2.30	0.60
2015-04-01	FOXA	Twenty-first Century Fox	C	-1.86	0.90	CMG	Chipotle Mexican Grill	A	2.46	0.90
2015-04-01	FOX	Twenty-first Century Fox	C	-1.85	0.10	ORLY	O'reilly Automotive	A	2.45	0.10
2015-04-01	ARNC	Arconic	C	-1.88	0.40	CF	Cf Industries	A	2.28	0.40
2015-05-01	AMT	American Tower	C	-1.85	0.30	MHFI	McGraw Hill Fin	A	2.63	0.30
2015-05-01	AMB	Prologis	C	-1.86	0.30	EFX	Equifax	A	2.55	0.30
2015-05-01	FLR	Fluor	D	-2.88	0.50	CTAS	Cintas	A	2.50	0.50
2015-05-01	RCL	Royal Caribbean Cruises	C	-1.87	0.40	LUV	Southwest Airlines	A	2.82	0.40
2015-05-01	MET	Metlife	D	-2.85	0.70	ALL	Allstate	A	2.51	0.70
2015-05-01	GMCR	Keurig Green Mountain	C	-1.88	0.00	HBI	Hanesbrands	A	2.96	0.00
2015-05-01	NEE	Nextera Energy	C	-1.85	0.70	TEG	Integrys Energy	A	2.23	0.70
2015-05-01	STT	State Street	C	-1.84	0.40	NDAQ	Nasdaq	A	2.38	0.40
2015-05-01	HSY	The Hershey	C	-1.86	0.30	SNA	Snap-on	A	2.53	0.30
2015-05-01	JNJ	Johnson & Johnson	D	-2.85	1.60	HCA	Hca	A	2.70	1.60
2015-05-01	KLAC	Kla-tencor	D	-2.88	0.70	CSC	Computer Sciences	A	2.48	0.70
2015-05-01	KO	Coca-cola	D	-2.85	0.50	EA	Electronic Arts	A	2.47	0.50
2015-05-01	PCAR	Paccar	C	-1.85	0.90	FISV	Fiserv	A	2.48	0.90
2015-05-01	PNW	Pinnacle West Capital	C	-1.86	0.00	PEG	Public Service Enterprise	A	2.20	0.00
2015-05-01	PVH	Pvh	D	-2.87	0.20	MNST	Monster Beverage	A	2.46	0.20
2015-05-01	RL	Ralph Lauren	D	-2.88	0.20	VFC	Vf	A	2.33	0.20
2015-05-01	SPXC	Spx	D	-2.88	0.10	R	Ryder System	A	2.48	0.10
2015-05-01	TIF	Tiffany	D	-2.86	0.20	ORLY	O'reilly Automotive	A	2.46	0.20
2015-05-01	UNP	Union Pacific	C	-1.86	0.90	LMT	Lockheed Martin	A	2.46	0.90
2015-05-01	QCOM	Qualcomm	D	-2.86	0.00	SWKS	Skyworks Solutions	A	2.36	0.00
2015-05-01	EIX	Edison International	C	-1.85	0.40	PCG	Pg&e	A	2.20	0.40
2015-05-01	PEP	Pepsico	C	-1.84	0.70	HRL	Hormel Foods	A	2.32	0.70
2015-05-01	CNP	Centerpoint Energy	D	-2.86	0.20	FE	Firstenergy	A	2.20	0.20
2015-05-01	AMP	Ameriprise Financial	C	-1.85	0.20	LM	Legg Mason	A	2.36	0.20
2015-05-01	XOM	Exxon Mobil	D	-2.86	0.60	TSO	Tesoro	A	2.32	0.60
2015-05-01	EXC	Exelon	D	-2.85	0.40	ED	Consolidated Edison	A	2.19	0.40

Date	Ticker	Name	R	SM	W (%)	Ticker	Name	R	SM	W (%)
2015-05-01	CVX	Chevron	D	-2.87	0.60	NFX	Newfield Exploration	A	2.29	0.60
2015-05-01	DFS	Discover Financial Services	D	-2.85	0.10		Berkshire Hathaway B	A	2.36	0.10
2015-05-01	DAL	Delta Air Lines	C	-1.85	0.30	CAH	Cardinal Health	A	2.36	0.30
2015-05-01	FOXA	Twenty-first Century Fox	C	-1.85	1.00	EXPE	Expedia	A	2.35	1.00
2015-05-01	FOX	Twenty-first Century Fox	C	-1.85	0.10	MAR	Marriott International	A	2.34	0.10
2015-05-01	ARNC	Arconic	D	-2.87	0.30	SIAL	Sigma Aldrich	A	2.34	0.30
2015-06-01	AMT	American Tower	C	-1.85	0.30	MHFI	McGraw Hill Fin	A	2.63	0.30
2015-06-01	AMB	Prologis	C	-1.86	0.30	EFX	Equifax	A	2.56	0.30
2015-06-01	RCL	Royal Caribbean Cruises	C	-1.85	0.50	ORLY	O'reilly Automotive	A	2.46	0.50
2015-06-01	AMAT	Applied Materials	D	-2.87	0.10	CSC	Computer Sciences	A	2.50	0.10
2015-06-01	XEL	Xcel Energy	C	-1.85	0.20	TEG	Integrys Energy	A	2.23	0.20
2015-06-01	CL	Colgate-palmolive	C	-1.84	0.10	HBI	Hanesbrands	A	2.98	0.10
2015-06-01	CMS	Cms Energy	C	-1.85	0.40	PEG	Public Service Enterprise	A	2.21	0.40
2015-06-01	CMI	Cummins	D	-2.84	0.20	CTAS	Cintas	A	2.54	0.20
2015-06-01	DD	E.i. Du Pont De Nemours	C	-1.85	0.70	SIAL	Sigma Aldrich	A	2.34	0.70
2015-06-01	NEE	Nextera Energy	C	-1.85	0.80	PCG	Pg&e	A	2.20	0.80
2015-06-01	AXLL	Axiall Corporation	D	-2.87	0.10	NEM	Newmont Mining	A	2.25	0.10
2015-06-01	HSY	The Hershey	C	-1.86	0.30	SNA	Snap-on	A	2.54	0.30
2015-06-01	LLL	L3 Technologies	C	-1.85	0.40	FISV	Fiserv	A	2.50	0.40
2015-06-01	KLAC	Kla-tencor	D	-2.88	0.70	SWKS	Skyworks Solutions	A	2.40	0.70
2015-06-01	KO	Coca-cola	D	-2.85	0.50	EA	Electronic Arts	A	2.50	0.50
2015-06-01	OXY	Occidental Petroleum	D	-2.84	2.00	TSO	Tesoro	A	2.31	2.00
2015-06-01	PHM	Pultegroup	C	-1.86	0.20	MNST	Monster Beverage	A	2.41	0.20
2015-06-01	PNW	Pinnacle West Capital	C	-1.86	0.00	FE	Firstenergy	A	2.20	0.00
2015-06-01	PVH	Pvh	D	-2.86	0.20	HRL	Hormel Foods	A	2.33	0.20
2015-06-01	RL	Ralph Lauren	D	-2.88	0.20	LO	Lorillard	A	2.32	0.20
2015-06-01	SPXC	Spx	D	-2.89	0.10	R	Ryder System	A	2.46	0.10
2015-06-01	UNP	Union Pacific	C	-1.86	0.90	NOC	Northrop Grumman	A	2.41	0.90
2015-06-01	VFC	Vf	C	-1.85	0.00	RAI	Reynolds American	A	2.32	0.00
2015-06-01	VNO	Vornado Realty Trust	C	-1.85	0.00	ALL	Allstate	A	2.49	0.00
2015-06-01	DISH	Dish Network	C	-1.85	0.60	CAH	Cardinal Health	A	2.38	0.60
2015-06-01	QCOM	Qualcomm	D	-2.84	0.00	BRCM	Broadcom Corp	A	2.37	0.00
2015-06-01	EIX	Edison International	C	-1.85	0.40	ED	Edison Consolidated	A	2.19	0.40
2015-06-01	PEP	Pepsico	C	-1.84	0.80	DPS	Dr Pepper Snapple	A	2.29	0.80
2015-06-01	CP	Canadian Pacific Railway	C	-1.86	0.10	HCA	Hca	A	2.78	0.10
2015-06-01	CNP	Centerpoint Energy	D	-2.87	0.20	SCG	Scana	A	2.18	0.20
2015-06-01	AMP	Ameriprise Financial	C	-1.85	0.40	NDAQ	Nasdaq	A	2.40	0.40
2015-06-01	XOM	Exxon Mobil	D	-2.86	0.40	NFX	Newfield Exploration	A	2.27	0.40
2015-06-01	EXC	Exelon	D	-2.85	0.40	DUK	Duke Energy	A	2.18	0.40
2015-06-01	CVX	Chevron	D	-2.87	0.60	VLO	Valero Energy	A	2.22	0.60
2015-06-01	DFS	Discover Financial Services	D	-2.85	0.10		Berkshire Hathaway B	A	2.36	0.10
2015-06-01	CMG	Chipotle Mexican Grill	C	-1.86	0.20	EXPE	Expedia	A	2.37	0.20
2015-06-01	DAL	Delta Air Lines	C	-1.85	0.30	KR	Kroger	A	2.34	0.30
2015-06-01	FOXA	Twenty-first Century Fox	D	-2.86	1.00	DNB	Dun & Bradstreet	A	2.33	1.00
2015-06-01	GOOG	Alphabet	D	-2.85	1.50	INTU	Intuit	A	2.31	1.50
2015-06-01	ARNC	Arconic	D	-2.88	0.20	AVY	Avery Dennison	A	2.25	0.20
2015-07-01	AMT	American Tower	D	-2.85	0.30	MHFI	McGraw Hill Fin	A	2.61	0.30
2015-07-01	AMB	Prologis	D	-2.87	0.30	EFX	Equifax	A	2.55	0.30
2015-07-01	FLR	Fluor	D	-2.85	0.40	CTAS	Cintas	A	2.53	0.40
2015-07-01	AMAT	Applied Materials	D	-2.87	0.00	CSC	Computer Sciences	A	2.49	0.00
2015-07-01	XEL	Xcel Energy	C	-1.86	0.10	PEG	Public Service Enterprise	A	2.19	0.10
2015-07-01	CL	Colgate-palmolive	C	-1.85	0.10	HBI	Hanesbrands	A	3.00	0.10
2015-07-01	CMS	Cms Energy	C	-1.86	0.30	WEC	Wec Energy	A	2.18	0.30

Date	Ticker	Name	R	SM	W (%)	Ticker	Name	R	SM	W (%)
2015-07-01	MOS	The Mosaic	D	-2.85	0.70	SIAL	Sigma Aldrich	A	2.35	0.70
2015-07-01	CMI	Cummins	D	-2.85	0.20	FISV	Fiserv	A	2.52	0.20
2015-07-01	DD	E.i. Du Pont De Nemours	C	-1.87	0.60	AVY	Avery Dennison	A	2.25	0.60
2015-07-01	NEE	Nextera Energy	C	-1.85	0.80	FE	Firstenergy	A	2.18	0.80
2015-07-01		Fidelity National Information Services	C	-1.85	0.40	R	Ryder System	A	2.44	0.40
2015-07-01	AXLL	Axiall Corporation	D	-2.88	0.10	LYB	Lyondellbasell Industries	A	2.23	0.10
2015-07-01	HSY	The Hershey	C	-1.87	0.30	SNA	Snap-on	A	2.56	0.30
2015-07-01	AVB	Avalonbay Communities	C	-1.85	0.20	ALL	Allstate	A	2.48	0.20
2015-07-01	LLL	L3 Technologies	C	-1.85	0.40	NOC	Northrop Grumman	A	2.41	0.40
2015-07-01	JEC	Jacobs Engineering	D	-2.86	0.10	GD	General Dynamics	A	2.36	0.10
2015-07-01	KLAC	Kla-tencor	D	-2.89	0.60	SWKS	Skyworks Solutions	A	2.38	0.60
2015-07-01	KO	Coca-cola	D	-2.85	0.50	EA	Electronic Arts	A	2.54	0.50
2015-07-01	KSU	Kansas City Southern	D	-2.88	0.00	FDX	Fedex	A	2.33	0.00
2015-07-01	F	Ford Motor	D	-2.84	0.30	MNST	Monster Beverage	A	2.43	0.30
2015-07-01	OXY	Occidental Petroleum	D	-2.84	2.00	TSO	Tesoro	A	2.31	2.00
2015-07-01	PG	Procter & Gamble	D	-2.86	1.10	HRL	Hormel Foods	A	2.33	1.10
2015-07-01	PHM	Pultegroup	C	-1.85	0.20	RAI	Reynolds American	A	2.31	0.20
2015-07-01	PNW	Pinnacle West Capital	C	-1.87	0.00	ED	Consolidated Edison	A	2.18	0.00
2015-07-01	RL	Ralph Lauren	D	-2.88	0.20	SWK	Stanley Black & Decker	A	2.30	0.20
2015-07-01	BXP	Boston Properties	C	-1.86	0.00	NDAQ	Nasdaq	A	2.38	0.00
2015-07-01	TAP	Molson Coors Brewing	C	-1.85	0.10	UAA	Under Armour	A	2.30	0.10
2015-07-01	SPXC	Spx	D	-2.89	0.10	COL	Rockwell Collins	A	2.33	0.10
2015-07-01	TJX	Tjx Companies	C	-1.84	0.80	ORLY	O'reilly Automotive	A	2.48	0.80
2015-07-01	TXN	Texas Instruments	C	-1.86	0.20	BRCM	Broadcom Corp	A	2.35	0.20
2015-07-01	UNP	Union Pacific	C	-1.87	0.80		Minnesota Mng.& Mfg	A	2.31	0.80
2015-07-01	VFC	Vf	C	-1.85	0.10	LEG	Leggett & Platt	A	2.28	0.10
2015-07-01	VNO	Vornado Realty Trust	C	-1.86	0.00		Berkshire Hathaway B	A	2.35	0.00
2015-07-01	X	United States Steel	D	-2.87	0.20	PPG	Ppg Industries	A	2.22	0.20
2015-07-01	PXD	Pioneer Natural Resources	D	-2.87	0.20	NFX	Newfield Exploration	A	2.26	0.20
2015-07-01	IVZ	Invesco	C	-1.85	0.50	JPM	Jpmorgan Chase	A	2.35	0.50
2015-07-01	DISH	Dish Network	C	-1.86	0.50	EXPE	Expedia	A	2.37	0.50
2015-07-01	CBS	Cbs	C	-1.85	0.50	CAH	Cardinal Health	A	2.36	0.50
2015-07-01	QCOM	Qualcomm	D	-2.85	0.00	INTU	Intuit	A	2.29	0.00
2015-07-01	EIX	Edison International	C	-1.86	0.40	SCG	Scana	A	2.18	0.40
2015-07-01	PEP	Pepsico	C	-1.84	0.80	KFT	Kraft Foods	A	2.27	0.80
2015-07-01	CP	Canadian Pacific Railway	C	-1.86	0.10	HCA	Hca	A	2.86	0.10
2015-07-01	CNP	Centerpoint Energy	D	-2.87	0.20	DUK	Duke Energy	A	2.17	0.20
2015-07-01	AMP	Ameriprise Financial	C	-1.85	0.40	BK	Bank Of New York Mellon	A	2.34	0.40
2015-07-01	XOM	Exxon Mobil	D	-2.87	0.70	VLO	Valero Energy	A	2.24	0.70
2015-07-01	CVX	Chevron	D	-2.88	0.20	WMB	Williams Companies	A	2.23	0.20
2015-07-01	GM	General Motors	C	-1.86	1.30	LEN	Lennar	A	2.27	1.30
2015-07-01	DFS	Discover Financial Services	D	-2.85	0.10	LM	Legg Mason	A	2.34	0.10
2015-07-01	CMG	Chipotle Mexican Grill	D	-2.86	0.20	KR	Kroger	A	2.34	0.20
2015-07-01	DAL	Delta Air Lines	C	-1.87	0.30	NFLX	Netflix	A	2.34	0.30
2015-07-01	TEL	Te Connectivity	C	-1.85	0.70	TXT	Texttron	A	2.29	0.70
2015-07-01	FOXA	Twenty-first Century Fox	D	-2.86	1.00	DNB	Dun & Bradstreet	A	2.32	1.00
2015-07-01	FOX	Twenty-first Century Fox	D	-2.84	0.20	AN	Autonation	A	2.31	0.20
2015-07-01	ARNC	Arconic	D	-2.90	0.00	NEM	Newmont Mining	A	2.22	0.00

Date	Ticker	Name	R	SM	W (%)	Ticker	Name	R	SM	W (%)
2015-08-03	AAPL	Apple	C	-1.85	3.70	CSC	Computer Sciences	A	2.48	3.70
2015-08-03	APH	Amphenol	C	-1.85	0.10	FISV	Fiserv	A	2.54	0.10
2015-08-03	AMB	Prologis	D	-2.86	0.30	MHFI	McGraw Hill Fin	A	2.61	0.30
2015-08-03	FLR	Fluor	D	-2.87	0.30	CTAS	Cintas	A	2.53	0.30
2015-08-03	AMAT	Applied Materials	D	-2.89	0.00	SWKS	Skyworks Solutions	A	2.34	0.00
2015-08-03	DVN	Devon Energy	D	-2.88	0.10	TSO	Tesoro	A	2.34	0.10
2015-08-03	APC	Anadarko Petroleum	D	-2.87	0.60	WMB	Williams Companies	A	2.21	0.60
2015-08-03	XEL	Xcel Energy	C	-1.85	0.20	TE	Teco Energy	A	2.21	0.20
2015-08-03	CCK	Crown	C	-1.85	0.70	NOC	Northrop Grumman	A	2.45	0.70
2015-08-03	ADS	Alliance Data Systems	C	-1.85	0.10	GD	General Dynamics	A	2.38	0.10
2015-08-03	CL	Colgate-palmolive	C	-1.84	0.10	SNA	Snap-on	A	2.57	0.10
2015-08-03	CMS	Cms Energy	C	-1.85	0.30	PEG	Public Service Enterprise	A	2.20	0.30
2015-08-03	MOS	The Mosaic	D	-2.87	0.70	SIAL	Sigma Aldrich	A	2.35	0.70
2015-08-03	CMI	Cummins	D	-2.85	0.20	FDX	Fedex	A	2.34	0.20
2015-08-03	DD	E.i. Du Pont De Nemours	D	-2.88	0.40	AVY	Avery Dennison	A	2.24	0.40
2015-08-03	ETN	Eaton	C	-1.86	0.40		Minnesota Mng.& Mfg	A	2.30	0.40
2015-08-03		Fidelity National Information Services	C	-1.84	0.40	SEE	Sealed Air	A	2.30	0.40
2015-08-03	GE	General Electric	C	-1.84	0.30	SHW	Sherwin-williams	A	2.28	0.30
2015-08-03	AXLL	Axiall Corporation	D	-2.90	0.10					
2015-08-03	HAR	Harman Ind Inc	C	-1.87	0.60	EA	Electronic Arts	A	2.56	0.60
2015-08-03	HSY	The Hershey	D	-2.86	0.30	MNST	Monster Beverage	A	2.50	0.30
2015-08-03	AVB	Avalonbay Communities	C	-1.84	0.20	EFX	Equifax	A	2.58	0.20
2015-08-03	IR	Ingersoll-rand	C	-1.86	0.00	PLL	Pall Corp	A	2.27	0.00
2015-08-03	LLL	L3 Technologies	C	-1.86	0.40	TSS	Total System Services	A	2.27	0.40
2015-08-03	JEC	Jacobs Engineering	D	-2.85	0.10	ALLE	Allegion	A	2.26	0.10
2015-08-03	JNJ	Johnson & Johnson	D	-2.84	0.30	HCA	Hca	A	2.88	0.30
2015-08-03	KLAC	Kla-tencor	D	-2.90	0.50	BRCM	Broadcom Corp	A	2.34	0.50
2015-08-03	KSU	Kansas City Southern	D	-2.87	0.00	PKI	Perkinelmer	A	2.22	0.00
2015-08-03	MSFT	Microsoft	C	-1.84	2.80	INTU	Intuit	A	2.30	2.80
2015-08-03	F	Ford Motor	D	-2.85	0.30	RAI	Reynolds American	A	2.36	0.30
2015-08-03	OXY	Occidental Petroleum	D	-2.85	2.00	FSLR	First Solar	A	2.18	2.00
2015-08-03	PCAR	Paccar	C	-1.84	0.80	ROP	Roper Technologies	A	2.21	0.80
2015-08-03	PG	Procter & Gamble	D	-2.86	1.10	UAA	Under Armour	A	2.35	1.10
2015-08-03	PHM	Pultegroup	C	-1.85	0.20	HRL	Hormel Foods	A	2.35	0.20
2015-08-03	PNW	Pinnacle West Capital	C	-1.86	0.00	PCG	Pg&e	A	2.20	0.00
2015-08-03	RL	Ralph Lauren	D	-2.89	0.30	SWK	Stanley Black & Decker	A	2.29	0.30
2015-08-03	BXP	Boston Properties	C	-1.86	0.00	ALL	Allstate	A	2.51	0.00
2015-08-03	TAP	Molson Coors Brewing	D	-2.85	0.10	LEN	Lennar	A	2.28	0.10
2015-08-03	RTN	Raytheon	C	-1.84	0.10	DHR	Danaher	A	2.21	0.10
2015-08-03	SLB	Schlumberger	C	-1.85	0.30	HP	Helmerich & Payne	B	1.17	0.30
2015-08-03	SPXC	Spx	D	-2.90	0.20					
2015-08-03	TXN	Texas Instruments	C	-1.86	0.20	RHT	Red Hat	A	2.28	0.20
2015-08-03	UNP	Union Pacific	D	-2.87	0.70	ADP	Automatic Data Processing	A	2.21	0.70
2015-08-03	VNO	Vornado Realty Trust	C	-1.86	0.00	NDAQ	Nasdaq	A	2.40	0.00
2015-08-03	X	United States Steel	D	-2.88	0.30	IFF	International Flavors & Fragrances	A	2.21	0.30
2015-08-03	PXD	Pioneer Natural Resources	D	-2.89	0.10	MNK	Mallinckrodt	A	2.50	0.10
2015-08-03	IVZ	Invesco	D	-2.85	0.50	BK	Bank Of New York Mellon	A	2.35	0.50
2015-08-03	EOG	Eog Resources	D	-2.87	0.40	HSP	Hospira	A	2.49	0.40

Date	Ticker	Name	R	SM	W (%)	Ticker	Name	R	SM	W (%)
2015-08-03	DISH	Dish Network	C	-1.86	0.60	ORLY	O'reilly Automotive	A	2.50	0.60
2015-08-03	COG	Cabot Oil & Gas	C	-1.88	0.30	HSIC	Henry Schein	A	2.48	0.30
2015-08-03	CBS	Cbs	C	-1.86	0.50	EXPE	Expedia	A	2.43	0.50
2015-08-03	EIX	Edison International	C	-1.85	0.40	WEC	Wec Energy	A	2.20	0.40
2015-08-03	CP	Canadian Pacific Railway	D	-2.86	0.20	CI	Cigna	A	2.32	0.20
2015-08-03	MCK	Mckesson	C	-1.85	1.50	NFLX	Netflix	A	2.41	1.50
2015-08-03	CNP	Centerpoint Energy	D	-2.87	0.20	ED	Consolidated Edison	A	2.19	0.20
2015-08-03	AMP	Ameriprise Financial	C	-1.85	0.40	JPM	Jpmorgan Chase	A	2.35	0.40
2015-08-03	XOM	Exxon Mobil	D	-2.88	0.70	ANTM	Anthem	A	2.47	0.70
2015-08-03	VZ	Verizon Communications	D	-2.85	0.20	MDT	Medtronic	A	2.41	0.20
2015-08-03	CVX	Chevron	D	-2.89	0.50	EW	Edwards Lifesciences	A	2.39	0.50
2015-08-03	HPQ	Hp	D	-2.88	0.00	AKAM	Akamai Technologies	A	2.27	0.00
2015-08-03	GM	General Motors	D	-2.86	1.10	LEG	Leggett & Platt	A	2.28	1.10
2015-08-03	BDC	Belden	C	-1.90	0.00	BA	Boeing	A	2.20	0.00
2015-08-03	DFS	Discover Financial Services	D	-2.85	0.10	LM	Legg Mason	A	2.33	0.10
2015-08-03	CXO	Concho Resources	C	-1.86	0.20	BCR	C R Bard	A	2.33	0.20
2015-08-03	DAL	Delta Air Lines	C	-1.83	0.40	DNB	Dun & Bradstreet	A	2.32	0.40
2015-08-03	TEL	Te Connectivity	C	-1.86	0.70	DE	Deere	A	2.19	0.70
2015-08-03	AWK	American Water Works	C	-1.85	0.00	FE	Firstenergy	A	2.19	0.00
2015-08-03	FOXA	Twenty-first Century Fox	D	-2.85	1.10	AZO	Autozone	A	2.32	1.10
2015-08-03	BHGE	Baker Hughes, A Ge	C	-1.87	0.10	UHS	Universal Health Services	A	2.33	0.10
2015-09-01	AAPL	Apple	C	-1.87	3.80	BRCM	Broadcom Corp	A	2.33	3.80
2015-09-01	APH	Amphenol	C	-1.86	0.10	CTAS	Cintas	A	2.52	0.10
2015-09-01	AMB	Prologis	D	-2.85	0.30	MHFI	McGraw Hill Fin	A	2.56	0.30
2015-09-01	FLR	Fluor	D	-2.88	0.30	FISV	Fiserv	A	2.51	0.30
2015-09-01	AMAT	Applied Materials	D	-2.90	0.00	RHT	Red Hat	A	2.25	0.00
2015-09-01	DVN	Devon Energy	D	-2.90	0.10					
2015-09-01	APC	Anadarko Petroleum	D	-2.88	0.60	TSO	Tesoro	A	2.32	0.60
2015-09-01	CCK	Crown	C	-1.86	0.70	FDX	Fedex	A	2.29	0.70
2015-09-01	CL	Colgate-palmolive	C	-1.86	0.10	SNA	Snap-on	A	2.54	0.10
2015-09-01	MOS	The Mosaic	D	-2.88	0.50	SIAL	Sigma Aldrich	A	2.35	0.50
2015-09-01	CMI	Cummins	D	-2.86	0.10	SEE	Sealed Air	A	2.28	0.10
2015-09-01	DD	E.i. Du Pont De Nemours	D	-2.89	0.30	AVY	Avery Dennison	A	2.22	0.30
2015-09-01	DOW	Dow Chemical	D	-2.87	0.20	IFF	International Flavors & Fragrances	A	2.19	0.20
2015-09-01	EGN	Energen	D	-2.89	0.00	CAM	Cameron International Corp.	A	2.26	0.00
2015-09-01	EQT	Eqt	D	-2.86	0.50	EW	Edwards Lifesciences	A	2.35	0.50
2015-09-01	ETN	Eaton	D	-2.88	0.40		Minnesota Mng.& Mfg	A	2.28	0.40
2015-09-01	GE	General Electric	C	-1.86	0.30	TSS	Total System Services	A	2.26	0.30
2015-09-01	AXLL	Axiall Corporation	D	-2.92	0.10					
2015-09-01	STT	State Street	C	-1.86	0.20	EFX	Equifax	A	2.54	0.20
2015-09-01	HAR	Harman Ind Inc	C	-1.89	0.60	EA	Electronic Arts	A	2.50	0.60
2015-09-01	HSY	The Hershey	D	-2.87	0.30	ATVI	Activision Blizzard	A	2.44	0.30
2015-09-01	IR	Ingersoll-rand	C	-1.87	0.10	ALLE	Allegion	A	2.24	0.10
2015-09-01	LLL	L3 Technologies	C	-1.87	0.30	PCP	Precision Castparts	A	2.20	0.30
2015-09-01	AMTD	Td Ameritrade	C	-1.86	0.00	ALL	Allstate	A	2.42	0.00
2015-09-01	JEC	Jacobs Engineering	D	-2.85	0.00	DHR	Danaher	A	2.20	0.00
2015-09-01	JNJ	Johnson & Johnson	D	-2.85	0.30	HCA	Hca	A	2.80	0.30
2015-09-01	KLAC	Kla-tencor	D	-2.90	0.50					
2015-09-01	KSU	Kansas City Southern	D	-2.88	0.00	PKI	Perkinelmer	A	2.19	0.00
2015-09-01	MMC	Marsh & McLennan Cos	C	-1.85	0.60	NDAQ	Nasdaq	A	2.39	0.60

Date	Ticker	Name	R	SM	W (%)	Ticker	Name	R	SM	W (%)
2015-09-01	MRK	Merck & Co	D	-2.86	0.00	HSP	Hospira	A	2.49	0.00
2015-09-01	MSFT	Microsoft	C	-1.86	2.80	INTU	Intuit	A	2.24	2.80
2015-09-01	F	Ford Motor	D	-2.86	0.40	MNST	Monster Beverage	A	2.44	0.40
2015-09-01	OXY	Occidental Petroleum	D	-2.85	1.90	SYK	Stryker	A	2.32	1.90
2015-09-01	PCAR	Paccar	C	-1.86	0.80	ADP	Automatic Data Processing	A	2.19	0.80
2015-09-01	PG	Procter & Gamble	D	-2.88	1.10	HRL	Hormel Foods	A	2.35	1.10
2015-09-01	RL	Ralph Lauren	D	-2.90	0.20					
2015-09-01	BXP	Boston Properties	C	-1.87	0.00	BK	Bank Of New York Mellon	A	2.31	0.00
2015-09-01	TAP	Molson Coors Brewing	D	-2.86	0.10	RAI	Reynolds American	A	2.34	0.10
2015-09-01	SLB	Schlumberger	D	-2.86	0.30	BCR	C R Bard	A	2.32	0.30
2015-09-01	SPXC	Spx	D	-2.92	0.20					
2015-09-01	TXN	Texas Instruments	C	-1.87	0.30	FFIV	F5 Networks Expeditors	A	2.24	0.30
2015-09-01	UNP	Union Pacific	D	-2.89	0.90	EXPD	International Of Washington	A	2.18	0.90
2015-09-01	UTX	United Technologies	D	-2.88	1.00	AME	Ametek	A	2.18	1.00
2015-09-01	VNO	Vornado Realty Trust	C	-1.88	0.00	JPM	Jpmorgan Chase	A	2.31	0.00
2015-09-01	X	United States Steel	D	-2.90	0.50					
2015-09-01	PXD	Pioneer Natural Resources	D	-2.89	0.10	CI	Cigna	A	2.31	0.10
2015-09-01	IVZ	Invesco	D	-2.87	0.50	MAC	Macerich	A	2.22	0.50
2015-09-01	MRVL	Marvell Technology	D	-2.89	0.00	VRSN	Verisign	A	2.24	0.00
2015-09-01	EOG	Eog Resources	D	-2.87	0.50	UHS	Universal Health Services	A	2.29	0.50
2015-09-01	BSX	Boston Scientific	C	-1.86	0.50	HSIC	Henry Schein	A	2.43	0.50
2015-09-01	DISH	Dish Network	C	-1.88	0.60	CVS	Cvs Health	A	2.52	0.60
2015-09-01	COG	Cabot Oil & Gas	D	-2.89	0.30	AN	Autonation	A	2.28	0.30
2015-09-01	CBS	Cbs	D	-2.88	0.40	ORLY	O'reilly Automotive	A	2.48	0.40
2015-09-01	AVGO	Avago Technologies	C	-1.87	1.90	ALTR	Altera Corp.	A	2.23	1.90
2015-09-01	MG	Magna International	C	-1.86	0.00	DRI	Darden Restaurants	A	2.26	0.00
2015-09-01	EIX	Edison International	C	-1.86	0.40	TE	Teco Energy	A	2.20	0.40
2015-09-01	CP	Canadian Pacific Railway	D	-2.87	0.20	ROST	Ross Stores	A	2.25	0.20
2015-09-01	MCK	Mckesson	C	-1.87	1.50	NFLX	Netflix	A	2.39	1.50
2015-09-01	CNP	Centerpoint Energy	D	-2.88	0.20	ED	Consolidated Edison	A	2.19	0.20
2015-09-01	AMP	Ameriprise Financial	C	-1.87	0.40	CB	Chubb Corp	A	2.22	0.40
2015-09-01	XOM	Exxon Mobil	D	-2.88	0.50	DNB	Dun & Bradstreet	A	2.26	0.50
2015-09-01	VZ	Verizon Communications	D	-2.85	0.10	ABC	Amerisourcebergen	A	2.26	0.10
2015-09-01	EXC	Exelon	D	-2.85	0.40	WEC	Wec Energy	A	2.19	0.40
2015-09-01	CVX	Chevron	D	-2.90	0.60					
2015-09-01	HPQ	Hp	D	-2.89	0.20	GOOGL	Google Class A	A	2.21	0.20
2015-09-01	GM	General Motors	D	-2.88	1.10	UAA	Under Armour	A	2.33	1.10
2015-09-01	AER	Aercap	C	-1.87	0.10	LMT	Lockheed Martin	A	2.18	0.10
2015-09-01	DFS	Discover Financial Services	D	-2.86	0.50	PSA	Public Storage	A	2.22	0.50
2015-09-01	CXO	Concho Resources	D	-2.87	0.30	LB	L Brands	A	2.26	0.30
2015-09-01	TEL	Te Connectivity	C	-1.87	0.70	WM	Waste Management	A	2.18	0.70
2015-09-01	AWK	American Water Works	C	-1.85	0.10	PCG	Pg&e	A	2.18	0.10
2015-09-01	FANG	Diamondback Energy	D	-2.87	0.00	LEN	Lennar	A	2.26	0.00
2015-09-01	FOXA	Twenty-first Century Fox	D	-2.89	1.10	EXPE	Expedia	A	2.38	1.10
2015-09-01	FOX	Twenty-first Century Fox	D	-2.87	0.20	AZO	Autozone	A	2.33	0.20
2015-09-01	AVGO	Broadcom	C	-1.87	0.90	JNPR	Juniper Networks	A	2.20	0.90
2015-09-01	BHGE	Baker Hughes, A Ge	D	-2.87	0.20	ZTS	Zoetis	A	2.26	0.20
2015-10-01	AAPL	Apple	C	-1.86	4.00	BRCM	Broadcom Corp	A	2.34	4.00

Date	Ticker	Name	R	SM	W (%)	Ticker	Name	R	SM	W (%)
2015-10-01	APH	Amphenol	C	-1.86	0.10	FISV	Fiserv	A	2.54	0.10
2015-10-01	AMB	Prologis	D	-2.85	0.40	EFX	Equifax	A	2.55	0.40
2015-10-01	FLR	Fluor	D	-2.88	0.30	CTAS	Cintas	A	2.53	0.30
2015-10-01	MET	Metlife	D	-2.86	1.00	MHFI	McGraw Hill Fin	A	2.53	1.00
2015-10-01	AJG	Arthur J.gallagher	D	-2.86	0.20	ALL	Allstate	A	2.43	0.20
2015-10-01	DVN	Devon Energy	D	-2.91	0.10					
2015-10-01	APC	Anadarko Petroleum	D	-2.89	0.50	TSO	Tesoro	A	2.35	0.50
2015-10-01	CCK	Crown	C	-1.86	0.70	TSS	Total System Services	A	2.26	0.70
2015-10-01	CL	Colgate-palmolive	D	-2.85	0.10	EA	Electronic Arts	A	2.53	0.10
2015-10-01	MOS	The Mosaic	D	-2.91	0.40					
2015-10-01	CMI	Cummins	D	-2.88	0.10	SEE	Sealed Air	A	2.26	0.10
2015-10-01	DD	E.i. Du Pont De Nemours	D	-2.89	0.00	SIAL	Sigma Aldrich	A	2.34	0.00
2015-10-01	DOW	Dow Chemical	D	-2.87	0.20	AVY	Avery Dennison Cameron	A	2.23	0.20
2015-10-01	EGN	Energen	D	-2.89	0.10	CAM	International Corp.	A	2.24	0.10
2015-10-01	EQT	Eq	D	-2.88	0.50	UAA	Under Armour	A	2.35	0.50
2015-10-01	ETN	Eaton	D	-2.89	0.30	ALLE	Allegion	A	2.24	0.30
2015-10-01	GE	General Electric	D	-2.85	0.80	ADP	Automatic Data Processing	A	2.21	0.80
2015-10-01	AXLL	Axiall Corporation	D	-2.95	0.10					
2015-10-01	STT	State Street	D	-2.86	0.20	NDAQ	Nasdaq	A	2.41	0.20
2015-10-01	HAR	Harman Ind Inc	C	-1.89	0.70	SNA	Snap-on	A	2.52	0.70
2015-10-01	IR	Ingersoll-rand	D	-2.88	0.10	PCP	Precision Castparts	A	2.20	0.10
2015-10-01	LLL	L3 Technologies	C	-1.87	0.30	DHR	Danaher	A	2.20	0.30
2015-10-01	AMTD	Td Ameritrade	C	-1.86	0.00	BK	Bank Of New York Mellon	A	2.32	0.00
2015-10-01	JNJ	Johnson & Johnson	D	-2.85	0.20	HSIC	Henry Schein	A	2.44	0.20
2015-10-01	KEY	Keycorp	C	-1.86	0.10	PSA	Public Storage	A	2.24	0.10
2015-10-01	KLAC	Kla-tencor	D	-2.90	0.50					
2015-10-01	KSU	Kansas City Southern	D	-2.88	0.00	LMT	Lockheed Martin	A	2.18	0.00
2015-10-01	LRCX	Lam Research	D	-2.87	1.40	VRSN	Verisign	A	2.25	1.40
2015-10-01	MMC	Marsh & McLennan Cos	C	-1.85	0.50	MAC	Macerich	A	2.23	0.50
2015-10-01	MSFT	Microsoft	C	-1.85	2.90	ALTR	Altera Corp.	A	2.24	2.90
2015-10-01	ORCL	Oracle	D	-2.87	0.10	FFIV	F5 Networks	A	2.24	0.10
2015-10-01	F	Ford Motor	D	-2.86	0.50	ATVI	Activision Blizzard	A	2.49	0.50
2015-10-01	OXY	Occidental Petroleum	D	-2.86	1.60	LB	L Brands	A	2.29	1.60
2015-10-01	PCAR	Paccar	D	-2.87	0.70	BA	Boeing	A	2.18	0.70
2015-10-01	PG	Procter & Gamble	D	-2.87	1.10	WHR	Whirlpool	A	2.45	1.10
2015-10-01	RL	Ralph Lauren	D	-2.90	0.20	MNST	Monster Beverage	A	2.43	0.20
2015-10-01	BXP	Boston Properties	D	-2.86	0.00	HIG	The Hartford Financial Services	A	2.23	0.00
2015-10-01	T	At&t	D	-2.85	0.70	AN	Autonation	A	2.28	0.70
2015-10-01	SHW	Sherwin-williams	C	-1.87	0.00	AME	Ametek	A	2.18	0.00
2015-10-01	SIVB	Svb Financial	C	-1.87	0.40	CB	Chubb Corp	A	2.23	0.40
2015-10-01	SLB	Schlumberger	D	-2.88	0.30	NKE	Nike	A	2.28	0.30
2015-10-01	SPXC	Spx	D	-2.94	0.00					
2015-10-01	STI	Suntrust Banks	C	-1.86	0.10	PGR	Progressive	A	2.22	0.10
2015-10-01	TXN	Texas Instruments	D	-2.87	0.50	CRM	Salesforce.com	A	2.22	0.50
2015-10-01	UNP	Union Pacific	D	-2.88	1.10	WM	Waste Management	A	2.18	1.10
2015-10-01	UTX	United Technologies	D	-2.88	0.90	EXPD	Expeditors International Of Washington	A	2.18	0.90
2015-10-01	VNO	Vornado Realty Trust	D	-2.87	0.00	AIZ	Assurant	A	2.22	0.00
2015-10-01	CF	Cf Industries	C	-1.89	0.10	IFF	International Flavors & Fragrances	A	2.19	0.10
2015-10-01	WFC	Wells Fargo	C	-1.85	3.00	XL	XL	A	2.20	3.00
2015-10-01	X	United States Steel	D	-2.94	0.30					
2015-10-01	PXD	Pioneer Natural Resources	D	-2.89	0.10	DRI	Darden Restaurants	A	2.26	0.10
2015-10-01	IVZ	Invesco	D	-2.87	0.40	TRV	Travelers Companies	A	2.20	0.40
2015-10-01	MRVL	Marvell Technology	D	-2.91	0.00					

Date	Ticker	Name	R	SM	W (%)	Ticker	Name	R	SM	W (%)
2015-10-01	EOG	Eog Resources	D	-2.88	0.50	LEN	Lennar	A	2.26	0.50
2015-10-01	BSX	Boston Scientific	C	-1.85	0.30	EW	Edwards Lifesciences	A	2.39	0.30
2015-10-01	BLK	Blackrock	D	-2.87	0.50	WU	The Western Union	A	2.19	0.50
2015-10-01	DISH	Dish Network	D	-2.88	0.60	ORLY	O'reilly Automotive	A	2.53	0.60
2015-10-01	COG	Cabot Oil & Gas	D	-2.90	0.30	CVS	Cvs Health	A	2.50	0.40
2015-10-01	CBS	Cbs	D	-2.90	0.40	GOOGL	Google Class A	A	2.22	1.90
2015-10-01	AVGO	Avago Technologies	C	-1.86	1.90	HBAN	Huntington Bancshares	A	2.19	0.80
2015-10-01	GS	Goldman Sachs	C	-1.87	0.80	CBG	Cbre	A	2.19	0.10
2015-10-01	CMA	Comerica	D	-2.87	0.10	BCR	C R Bard	A	2.32	1.40
2015-10-01	UNH	Unitedhealth	C	-1.85	1.40	SYK	Stryker	A	2.32	0.60
2015-10-01	GILD	Gilead Sciences	C	-1.87	0.60	PNC	Pnc Financial Services	A	2.19	0.10
2015-10-01	EWBC	East West Bancorp	C	-1.86	0.10	CI	Cigna	A	2.30	0.30
2015-10-01	BMRN	Biomarin Pharmaceutical	C	-1.86	0.30	HAS	Hasbro	A	2.23	0.00
2015-10-01	MG	Magna International	C	-1.86	0.00	TE	Teco Energy	A	2.25	0.50
2015-10-01	EIX	Edison International	C	-1.85	0.50	AAP	Advance Auto Parts	A	2.22	0.60
2015-10-01	VRX	Pharmaceuticals International	C	-1.89	0.60	EBAY	Ebay	A	2.21	0.20
2015-10-01	CP	Canadian Pacific Railway	D	-2.87	0.20	UHS	Universal Health Services	A	2.28	0.50
2015-10-01	ILMN	Illumina	C	-1.89	0.50	CM-CSK	Comcast Special A	A	2.50	1.40
2015-10-01	MCK	Mckesson	C	-1.87	1.40	EXPE	Expedia	A	2.42	1.60
2015-10-01	TWX	Time Warner	D	-2.87	1.60	GAS	AGL Resources	A	2.22	0.10
2015-10-01	CNP	Centerpoint Energy	D	-2.88	0.10	ISRG	Intuitive Surgical	A	2.21	0.90
2015-10-01	AET	Aetna	C	-1.86	0.90	TMK	Torchmark	A	2.19	1.40
2015-10-01	C	Citigroup	C	-1.86	1.40	FITB	Fifth Third Bancorp	A	2.18	0.40
2015-10-01	AMP	Ameriprise Financial	D	-2.87	0.40	ROST	Ross Stores	A	2.26	0.30
2015-10-01	XOM	Exxon Mobil	D	-2.88	0.30	WEC	Wec Energy	A	2.21	0.20
2015-10-01	EXC	Exelon	D	-2.86	0.20	JNPR	Juniper Networks	A	2.21	0.30
2015-10-01	CVX	Chevron	D	-2.90	0.70	HRL	Hormel Foods	A	2.37	1.20
2015-10-01	HPQ	Hp	D	-2.90	0.30	SRCL	Stericycle	A	2.18	0.00
2015-10-01	GM	General Motors	D	-2.87	1.20	SPG	Simon Property	A	2.18	0.60
2015-10-01	AER	Aercap	C	-1.87	0.00	ABC	Amerisourcebergen	A	2.25	0.30
2015-10-01	DFS	Discover Financial Services	D	-2.86	0.60	RAI	Reynolds American	A	2.36	0.10
2015-10-01	CXO	Concho Resources	D	-2.87	0.30	RSG	Republic Services	A	2.18	0.70
2015-10-01	LULU	Lululemon Athletica	C	-1.88	0.10	TSCO	Tractor Supply	A	2.25	0.20
2015-10-01	TEL	Te Connectivity	C	-1.86	0.70	NFLX	Netflix	A	2.39	0.00
2015-10-01	MPC	Marathon Petroleum	C	-1.86	0.20	NWL	Newell Brands	A	2.24	0.00
2015-10-01	TIME	Time	D	-2.88	0.00	AZO	Autozone	A	2.34	1.10
2015-10-01	FANG	Diamondback Energy	D	-2.87	0.00	CVC	Cablevision Systems Corp	A	2.31	0.20
2015-10-01	FOXA	Twenty-first Century Fox	D	-2.88	1.10	NVDA	Nvidia	A	2.21	0.90
2015-10-01	FOX	Twenty-first Century Fox	D	-2.86	0.20	TGT	Target	A	2.23	0.20
2015-10-01	AVGO	Broadcom	C	-1.86	0.90	BRCM	Broadcom Corp	A	2.35	3.80
2015-10-01	ARNC	Arconic	D	-2.91	0.10	HSIC	Henry Schein	A	2.50	0.30
2015-10-01	BHGE	Baker Hughes, A Ge	D	-2.88	0.20	FISV	Fiserv	A	2.60	0.30
2015-11-02	AAPL	Apple	C	-1.85	3.80	EFX	Equifax	A	2.61	1.00
2015-11-02	ABT	Abbott Laboratories	D	-2.85	0.30	TSO	Tesoro	A	2.39	0.40
2015-11-02	FLR	Fluor	D	-2.86	0.30	MHFI	McGraw Hill Fin	A	2.56	0.30
2015-11-02	MET	Metlife	D	-2.85	1.00	CAM	Cameron International Corp.	A	2.27	0.10
2015-11-02	VLO	Valero Energy	C	-1.84	0.40					
2015-11-02	AJG	Arthur J.gallagher	D	-2.85	0.30					
2015-11-02	DVN	Devon Energy	D	-2.90	0.10					

Date	Ticker	Name	R	SM	W (%)	Ticker	Name	R	SM	W (%)
2015-11-02	ARE	Alexandria Real Estate Equities	C	-1.84	0.00	NDAQ	Nasdaq	A	2.47	0.00
2015-11-02	APC	Anadarko Petroleum	D	-2.88	0.40	NFX	Newfield Exploration	A	2.25	0.40
2015-11-02	CCK	Crown	C	-1.84	0.60	CTAS	Cintas	A	2.58	0.60
2015-11-02	CELG	Celgene	C	-1.85	1.30	EW	Edwards Lifesciences	A	2.41	1.30
2015-11-02	MOS	The Mosaic	D	-2.89	0.30	SIAL	Sigma Aldrich	A	2.35	0.30
2015-11-02	GGP	Ggp	C	-1.84	0.00	BK	Bank Of New York Mellon	A	2.35	0.00
2015-11-02	EGN	Energen	D	-2.87	0.10	FSLR	First Solar	A	2.24	0.10
2015-11-02	EQT	Eqt	D	-2.88	0.60	XEC	Cimarex Energy	A	2.20	0.60
2015-11-02	ETN	Eaton	D	-2.87	0.20	TSS	Total System Services	A	2.30	0.20
2015-11-02	NEE	Nextera Energy	C	-1.84	0.50	NI	Nisource	A	3.00	0.50
2015-11-02	AXLL	Axiall Corporation	D	-2.93	0.10					
2015-11-02	HAR	Harman Ind Inc	D	-2.87	0.60	SNA	Snap-on	A	2.58	0.60
2015-11-02	KRC	Kilroy Realty	D	-2.86	0.00	PSA	Public Storage	A	2.26	0.00
2015-11-02	MS	Morgan Stanley	D	-2.86	1.60	MAC	Macerich	A	2.26	1.60
2015-11-02	IR	Ingersoll-rand	D	-2.86	0.20	SEE	Sealed Air	A	2.28	0.20
2015-11-02	KEY	Keycorp	C	-1.86	0.20	PGR	Progressive	A	2.24	0.20
2015-11-02	KR	Kroger	C	-1.84	0.20	ORLY	O'reilly Automotive	A	2.57	0.20
2015-11-02	KSU	Kansas City Southern	D	-2.86	0.00	ADP	Automatic Data Processing	A	2.22	0.00
2015-11-02	MMC	Marsh & Mclennan Cos	D	-2.84	0.50	CB	Chubb Corp	A	2.24	0.50
2015-11-02	ORCL	Oracle	D	-2.86	0.10	VRSN	Verisign	A	2.29	0.10
2015-11-02	PCAR	Paccar	D	-2.87	0.70	DHR	Danaher	A	2.22	0.70
2015-11-02	PG	Procter & Gamble	D	-2.86	1.10	EA	Electronic Arts	A	2.57	1.10
2015-11-02	PHM	Pultegroup	D	-2.86	0.20	ATVI	Activision Blizzard	A	2.55	0.20
2015-11-02	RL	Ralph Lauren	D	-2.90	0.20					
2015-11-02	T	At&t	D	-2.85	0.70	FTR	Frontier Communications	B	1.19	0.70
2015-11-02	SHW	Sherwin-williams	C	-1.85	0.00	ROP	Roper Technologies	A	2.21	0.00
2015-11-02	SIVB	Svb Financial	C	-1.86	0.40	HIG	The Hartford Financial Services	A	2.23	0.40
2015-11-02	SLB	Schlumberger	D	-2.85	0.30	RIG	Transocean	B	1.24	0.30
2015-11-02	SPXC	Spx	D	-2.94	0.00					
2015-11-02	STI	Suntrust Banks	C	-1.84	0.10	AIZ	Assurant	A	2.23	0.10
2015-11-02	TIF	Tiffany	D	-2.86	0.30	CM-CSK	Comcast Special A	A	2.54	0.30
2015-11-02	ALL	Allstate	D	-2.86	0.00	TRV	Travelers Companies	A	2.23	0.00
2015-11-02	WEX	Wex	D	-2.87	0.00	BA	Boeing	A	2.21	0.00
2015-11-02	UNP	Union Pacific	D	-2.88	1.00	PAYX	Paychex	A	2.20	1.00
2015-11-02	UTX	United Technologies	D	-2.87	0.90	PCP	Precision Castparts	A	2.20	0.90
2015-11-02	VFC	Vf	D	-2.85	0.30	MNST	Monster Beverage	A	2.44	0.30
2015-11-02	CF	Cf Industries	C	-1.87	0.10	AVY	Avery Dennison	A	2.26	0.10
2015-11-02	WFC	Wells Fargo	D	-2.84	2.90	CBG	Cbre	A	2.23	2.90
2015-11-02	X	United States Steel	D	-2.92	0.40					
2015-11-02	IVZ	Invesco	D	-2.87	0.40	XL	XL	A	2.22	0.40
2015-11-02	BBT	Bb&t	D	-2.85	0.10	WU	The Western Union	A	2.21	0.10
2015-11-02	BIIB	Biogen	D	-2.89	0.90	REGN	Regeneron Pharmaceuticals	A	2.35	0.90
2015-11-02	DISH	Dish Network	D	-2.87	0.60	EXPE	Expedia	A	2.47	0.60
2015-11-02	COG	Cabot Oil & Gas	D	-2.90	0.40	HRL	Hormel Foods	A	2.39	0.40
2015-11-02	CBS	Cbs	D	-2.87	0.50	AZO	Autozone	A	2.36	0.50
2015-11-02	AVGO	Avago Technologies	C	-1.86	1.80	JNPR	Juniper Networks	A	2.26	1.80
2015-11-02	GS	Goldman Sachs	D	-2.86	0.70	CINF	Cincinnati Financial	A	2.20	0.70
2015-11-02	CMA	Comerica	D	-2.86	0.10	HBAN	Huntington Bancshares	A	2.20	0.10
2015-11-02	UNH	Unitedhealth	C	-1.84	1.40	BCR	C R Bard	A	2.32	1.40
2015-11-02	GILD	Gilead Sciences	C	-1.85	0.70	CI	Cigna	A	2.29	0.70
2015-11-02	EWBC	East West Bancorp	C	-1.85	0.10	PNC	Pnc Financial Services	A	2.20	0.10
2015-11-02	BMRN	Biomarin Pharmaceutical	C	-1.85	0.30	XRAY	Dentsply Intl	A	2.23	0.30
2015-11-02	MG	Magna International	C	-1.84	0.00	HAS	Hasbro	A	2.24	0.00

Date	Ticker	Name	R	SM	W (%)	Ticker	Name	R	SM	W (%)
2015-11-02	EIX	Edison International	C	-1.85	0.50	TE	Teco Energy	A	2.26	0.50
2015-11-02	VRX	Valeant Pharmaceuticals International	C	-1.94	0.30	CTXS	Citrix Systems	A	2.24	0.30
2015-11-02	CP	Canadian Pacific Railway	D	-2.87	0.20	LUV	Southwest Airlines	A	2.24	0.20
2015-11-02	ILMN	Illumina	D	-2.90	0.50	LH	Laboratory Corp Of America	A	2.22	0.50
2015-11-02	MCK	Mckesson	D	-2.88	0.70	AN	Autonation	A	2.31	0.70
2015-11-02	TWX	Time Warner	D	-2.86	1.50	CVC	Cablevision Systems Corp	A	2.31	1.50
2015-11-02	CNP	Centerpoint Energy	D	-2.84	0.00	GAS	AGL Resources	A	2.22	0.00
2015-11-02	ACT	Actavis	C	-1.85	1.50	BDX	Becton Dickinson	A	2.21	1.50
2015-11-02	AET	Aetna	C	-1.86	0.90	PRGO	Perrigo	A	2.21	0.90
2015-11-02	C	Citigroup	D	-2.84	1.40	O	Realty Income	A	2.19	1.40
2015-11-02	AMP	Ameriprise Financial	D	-2.86	0.30	EQR	Equity Residential	A	2.19	0.30
2015-11-02	CVX	Chevron	D	-2.88	0.90	UAA	Under Armour	A	2.34	0.90
2015-11-02	HPQ	Hp	D	-2.88	0.30	ALTR	Altera Corp.	A	2.25	0.30
2015-11-02	AER	Aercap	C	-1.86	0.00	LMT	Lockheed Martin	A	2.20	0.00
2015-11-02	CMG	Chipotle Mexican Grill	C	-1.86	0.20	LB	L Brands	A	2.30	0.20
2015-11-02	LULU	Lululemon Athletica	C	-1.88	0.10	RAI	Reynolds American	A	2.40	0.10
2015-11-02	TEL	Te Connectivity	C	-1.85	0.60	VRSK	Verisk Analytics	A	2.20	0.60
2015-11-02	MPC	Marathon Petroleum	C	-1.85	0.10	NKE	Nike	A	2.29	0.10
2015-11-02	TIME	Time	D	-2.87	0.00	TSCO	Tractor Supply	A	2.27	0.00
2015-11-02	FOXA	Twenty-first Century Fox	D	-2.87	1.10	ABC	Amerisourcebergen	A	2.26	1.10
2015-11-02	FOX	Twenty-first Century Fox	D	-2.85	0.20	PCLN	The Priceline	A	2.24	0.20
2015-11-02	AVGO	Broadcom	C	-1.86	0.60	NVDA	Nvidia	A	2.25	0.60
2015-11-02	BHGE	Baker Hughes, A Ge	D	-2.87	0.20	NWL	Newell Brands	A	2.26	0.20
2015-12-01	AAPL	Apple	C	-1.85	3.70	BRCM	Broadcom Corp	A	2.37	3.70
2015-12-01	ABT	Abbott Laboratories	D	-2.85	0.30	HSIC	Henry Schein	A	2.52	0.30
2015-12-01	MET	Metlife	D	-2.85	1.00	EFX	Equifax	A	2.63	1.00
2015-12-01	AJG	Arthur J.gallagher	D	-2.85	0.40	MHFI	McGraw Hill Fin	A	2.59	0.40
2015-12-01	DVN	Devon Energy	D	-2.89	0.10	TSO	Tesoro	A	2.41	0.10
2015-12-01	APC	Anadarko Petroleum	D	-2.89	0.20	CAM	Cameron International Corp.	A	2.27	0.20
2015-12-01	BBY	Best Buy	D	-2.87	0.20	ORLY	O'reilly Automotive	A	2.55	0.20
2015-12-01	CCK	Crown	C	-1.85	0.50	FISV	Fiserv	A	2.60	0.50
2015-12-01	SAVE	Spirit Airlines	D	-2.92	0.00	EW	Edwards Lifesciences	A	2.43	1.20
2015-12-01	CELG	Celgene	C	-1.87	1.20					
2015-12-01	MOS	The Mosaic	D	-2.90	0.30	NDAQ	Nasdaq	A	2.46	0.00
2015-12-01	GGP	Ggp	C	-1.86	0.00	CTAS	Cintas	A	2.58	0.40
2015-12-01	CSX	Csx	D	-2.87	0.40	NFX	Newfield Exploration	A	2.24	0.50
2015-12-01	EQT	Eqt	D	-2.90	0.50					
2015-12-01	ETN	Eaton	D	-2.87	0.20	TSS	Total System Services	A	2.33	0.20
2015-12-01	NEE	Nextera Energy	D	-2.85	0.50	TE	Teco Energy	A	2.25	0.50
2015-12-01	GD	General Dynamics	C	-1.84	0.00	SEE	Sealed Air	A	2.25	0.00
2015-12-01	AXLL	Axiall Corporation	D	-2.93	0.10					
2015-12-01	HAR	Harman Ind Inc	D	-2.88	0.60	ATVI	Activision Blizzard	A	2.61	0.60
2015-12-01	KRC	Kilroy Realty	D	-2.86	0.00	BK	Bank Of New York Mellon	A	2.36	0.00
2015-12-01	MS	Morgan Stanley	D	-2.85	1.60	PSA	Public Storage	A	2.27	1.60
2015-12-01	IR	Ingersoll-rand	D	-2.86	0.20	ADP	Automatic Data Processing	A	2.23	0.20
2015-12-01	KEY	Keycorp	D	-2.86	0.20	CB	Chubb Corp	A	2.24	0.20
2015-12-01	KR	Kroger	C	-1.84	0.20	CM-CSK	Comcast Special A	A	2.53	0.20
2015-12-01	KSU	Kansas City Southern	D	-2.84	0.00	DHR	Danaher	A	2.22	0.00
2015-12-01	MMC	Marsh & Mclennan Cos	D	-2.83	0.50	AIZ	Assurant	A	2.24	0.50

Date	Ticker	Name	R	SM	W (%)	Ticker	Name	R	SM	W (%)
2015-12-01	NUE	Nucor	D	-2.86	0.10	AVY	Avery Dennison	A	2.26	0.10
2015-12-01	COP	Conocophillips	D	-2.90	0.20	FSLR	First Solar	A	2.24	0.20
2015-12-01	PCAR	Paccar	D	-2.87	0.60	VRSK	Verisk Analytics	A	2.21	0.60
2015-12-01	PHM	Pultegroup	D	-2.85	0.20	SNA	Snap-on	A	2.60	0.20
2015-12-01	T	At&t	D	-2.84	0.70	LVL	Level 3 Communications	B	1.19	0.70
2015-12-01	SHW	Sherwin-williams	C	-1.84	0.10	PAYX	Paychex	A	2.21	0.10
2015-12-01	SIVB	Svb Financial	C	-1.85	0.40	MAC	Macerich	A	2.24	0.40
2015-12-01	SLB	Schlumberger	D	-2.86	0.30	XEC	Cimarex Energy	A	2.21	0.30
2015-12-01	STI	Suntrust Banks	C	-1.84	0.10	TRV	Travelers Companies	A	2.23	0.10
2015-12-01	TIF	Tiffany	D	-2.86	0.30	EXPE	Expedia	A	2.44	0.30
2015-12-01	TJX	Tjx Companies	C	-1.85	0.70	AZO	Autozone	A	2.36	0.70
2015-12-01	ALL	Allstate	D	-2.85	0.00	HIG	The Hartford Financial Services	A	2.23	0.00
2015-12-01	WEX	Wex	D	-2.87	0.00	ROP	Roper Technologies	A	2.21	0.00
2015-12-01	UNP	Union Pacific	D	-2.89	0.70	BA	Boeing	A	2.20	0.70
2015-12-01	UTX	United Technologies	D	-2.87	0.90	PCP	Precision Castparts	A	2.20	0.90
2015-12-01	VFC	Vf	D	-2.86	0.30	EA	Electronic Arts	A	2.55	0.30
2015-12-01	CF	Cf Industries	D	-2.89	0.10	ARG	Airgas Inc	A	2.26	0.10
2015-12-01	X	United States Steel	D	-2.95	0.20					
2015-12-01	IVZ	Invesco	D	-2.86	0.30	CBG	Cbre	A	2.23	0.30
2015-12-01	MRVL	Marvell Technology	D	-2.91	0.00					
2015-12-01	BIIB	Biogen	D	-2.90	0.80	REGN	Regeneron Pharmaceuticals	A	2.33	0.80
2015-12-01	DISH	Dish Network	D	-2.87	0.60	AN	Autonation	A	2.31	0.60
2015-12-01	COG	Cabot Oil & Gas	D	-2.91	0.30					
2015-12-01	CBS	Cbs	D	-2.87	0.50	LB	L Brands	A	2.30	0.50
2015-12-01	AVGO	Avago Technologies	C	-1.85	1.90	VRSN	Verisign	A	2.32	1.90
2015-12-01	UNH	Unitedhealth	C	-1.85	1.60	BCR	C R Bard	A	2.32	1.60
2015-12-01	GILD	Gilead Sciences	C	-1.86	0.70	CI	Cigna	A	2.31	0.70
2015-12-01	EWBC	East West Bancorp	C	-1.84	0.10	PCL	Plum Creek Timber Co	A	2.23	0.10
2015-12-01	BMRN	Biomarin Pharmaceutical	C	-1.88	0.20	XRAY	Dentsply Intl	A	2.23	0.20
2015-12-01	MG	Magna International	C	-1.86	0.00	RAI	Reynolds American	A	2.38	0.00
2015-12-01	EIX	Edison International	C	-1.86	0.50	GAS	AGL Resources	A	2.22	0.50
2015-12-01	VRX	Valeant Pharmaceuticals International	C	-1.94	0.30	NKE	Nike	A	2.30	0.30
2015-12-01	CP	Canadian Pacific Railway	D	-2.86	0.20	NWL	Newell Brands	A	2.27	0.20
2015-12-01	ILMN	Illumina	D	-2.87	0.60	BDX	Becton Dickinson	A	2.23	0.60
2015-12-01	MCK	Mckesson	D	-2.87	0.60	CVC	Cablevision Systems Corp	A	2.29	0.60
2015-12-01	TWX	Time Warner	D	-2.87	1.40	ABC	Amerisourcebergen	A	2.26	1.40
2015-12-01	ACT	Actavis	C	-1.84	1.70	LH	Laboratory Corp Of America	A	2.22	1.70
2015-12-01	AET	Aetna	C	-1.86	0.90	TMO	Thermo Fisher Scientific	A	2.21	0.90
2015-12-01	MHK	Mohawk Industries	C	-1.85	0.10	MNST	Monster Beverage	A	2.51	0.10
2015-12-01	AMP	Ameriprise Financial	D	-2.86	0.30	PGR	Progressive	A	2.22	0.30
2015-12-01	HPQ	Hp	D	-2.89	0.20	NVDA	Nvidia	A	2.28	0.20
2015-12-01	UAL	United Continental	D	-2.87	1.00	TSCO	Tractor Supply	A	2.26	1.00
2015-12-01	AER	Aercap	C	-1.85	0.10	PKI	Perkinelmer	A	2.20	0.10
2015-12-01	CMG	Chipotle Mexican Grill	C	-1.87	0.20	LUV	Southwest Airlines	A	2.24	0.20
2015-12-01	LULU	Lululemon Athletica	D	-2.88	0.10	HRL	Hormel Foods	A	2.44	0.10
2015-12-01	TEL	Te Connectivity	C	-1.85	0.60	LMT	Lockheed Martin	A	2.20	0.60
2015-12-01	TIME	Time	D	-2.89	0.00	TWC	Time Warner Cable Inc.	A	2.22	0.00
2015-12-01	FOXA	Twenty-first Century Fox	D	-2.87	1.10	PCLN	The Priceline	A	2.21	1.10
2015-12-01	FOX	Twenty-first Century Fox	D	-2.85	0.20	IPG	Interpublic Group Of Companies	A	2.21	0.20
2015-12-01	SYF	Synchrony Financial	C	-1.85	0.20	HBAN	Huntington Bancshares	A	2.21	0.20

Date	Ticker	Name	R	SM	W (%)	Ticker	Name	R	SM	W (%)
2015-12-01	AVGO	Broadcom	C	-1.85	0.70	SNDK	Sandisk Corp	A	2.27	0.70
2015-12-01	BHGE	Baker Hughes, A Ge	D	-2.87	0.20	APA	Apache	B	1.23	0.20
2016-01-01	AAPL	Apple	C	-1.87	3.40	BRCM	Broadcom Corp	A	2.39	3.40
2016-01-01	MET	Metlife	D	-2.86	0.90	EFX	Equifax	A	2.63	0.90
2016-01-01	WBC	Wabco	D	-2.87	0.10	ATVI	Activision Blizzard	A	2.61	0.10
2016-01-01	AJG	Arthur J.gallagher	D	-2.86	0.40	NDAQ	Nasdaq	A	2.46	0.40
2016-01-01	APC	Anadarko Petroleum	D	-2.91	0.00					
2016-01-01	BBY	Best Buy	D	-2.88	0.20	ORLY	O'reilly Automotive	A	2.53	0.20
2016-01-01	CCK	Crown	C	-1.85	0.40	CTAS	Cintas	A	2.56	0.40
2016-01-01	SAVE	Spirit Airlines	D	-2.92	0.00					
2016-01-01	MOS	The Mosaic	D	-2.91	0.20					
2016-01-01	GGP	Ggp	C	-1.86	0.00	BK	Bank Of New York Mellon	A	2.34	0.00
2016-01-01	CSX	Csx	D	-2.89	0.30	FISV	Fiserv	A	2.56	0.30
2016-01-01	MLM	Martin Marietta Materials	C	-1.87	0.30	TSS	Total System Services	A	2.29	0.30
2016-01-01	YUM	Yum Brands	D	-2.87	0.30	EXPE	Expedia	A	2.43	0.30
2016-01-01	EQT	Eqt	D	-2.91	0.50					
2016-01-01	ETN	Eaton	D	-2.88	0.20	SEE	Sealed Air	A	2.25	0.20
2016-01-01	GD	General Dynamics	C	-1.85	0.00	ADP	Automatic Data Processing	A	2.22	0.00
2016-01-01	AXLL	Axiall Corporation	D	-2.95	0.10					
2016-01-01	HAR	Harman Ind Inc	D	-2.89	0.60	SNA	Snap-on	A	2.59	0.60
2016-01-01	HSY	The Hershey	D	-2.85	0.10	EA	Electronic Arts	A	2.55	0.10
2016-01-01	KRC	Kilroy Realty	D	-2.87	0.00	PSA	Public Storage	A	2.27	0.00
2016-01-01	MS	Morgan Stanley	D	-2.87	1.50	CB	Chubb Corp	A	2.24	1.50
2016-01-01	IR	Ingersoll-rand	D	-2.87	0.20	VRSK	Verisk Analytics	A	2.22	0.20
2016-01-01	KEY	Keycorp	D	-2.86	0.20	MAC	Macerich	A	2.24	0.20
2016-01-01	KSU	Kansas City Southern	D	-2.87	0.00	DHR	Danaher	A	2.22	0.00
2016-01-01	INCY	Incyte	C	-1.86	0.10	HSIC	Henry Schein	A	2.51	0.10
2016-01-01	NUE	Nucor	D	-2.87	0.10	ARG	Airgas Inc	A	2.26	0.10
2016-01-01	PCAR	Paccar	D	-2.88	0.60	A	Agilent Technologies	A	2.21	0.60
2016-01-01	PHM	Pultegroup	D	-2.86	0.20	MNST	Monster Beverage	A	2.48	0.20
2016-01-01	SHW	Sherwin-williams	C	-1.85	0.10	ROP	Roper Technologies	A	2.21	0.10
2016-01-01	SIVB	Svb Financial	C	-1.87	0.40	TRV	Travelers Companies	A	2.23	0.40
2016-01-01	SLB	Schlumberger	D	-2.87	0.20	TSO	Tesoro	A	2.37	0.20
2016-01-01	TIF	Tiffany	D	-2.87	0.20	AZO	Autozone	A	2.34	0.20
2016-01-01	WEX	Wex	D	-2.88	0.00	PAYX	Paychex	A	2.21	0.00
2016-01-01	UNP	Union Pacific	D	-2.89	0.70	PCP	Precision Castparts	A	2.20	0.70
2016-01-01	UTX	United Technologies	D	-2.87	0.90	PKI	Perkinelmer	A	2.20	0.90
2016-01-01	VFC	Vf	D	-2.87	0.30	HRL	Hormel Foods	A	2.46	0.30
2016-01-01	CF	Cf Industries	D	-2.90	0.10					
2016-01-01	WHR	Whirlpool	D	-2.89	0.10	RAI	Reynolds American	A	2.38	0.10
2016-01-01	X	United States Steel	D	-2.95	0.20					
2016-01-01	IVZ	Invesco	D	-2.87	0.30	PGR	Progressive	A	2.23	0.30
2016-01-01	MRVL	Marvell Technology	D	-2.91	0.10					
2016-01-01	BIIB	Biogen	D	-2.89	0.80	EW	Edwards Lifesciences	A	2.41	0.80
2016-01-01	DISH	Dish Network	D	-2.88	0.60	CVC	Cablevision Systems Corp	A	2.30	0.60
2016-01-01	COG	Cabot Oil & Gas	D	-2.92	0.30					
2016-01-01	GS	Goldman Sachs	D	-2.85	0.60	AIZ	Assurant	A	2.22	0.60
2016-01-01	UNH	Unitedhealth	C	-1.84	1.60	REGN	Regeneron Pharmaceuticals	A	2.33	1.60
2016-01-01	GILD	Gilead Sciences	C	-1.86	0.70	CI	Cigna	A	2.32	0.70
2016-01-01	BMRN	Biomarin Pharmaceutical	C	-1.87	0.30	BCR	C R Bard	A	2.32	0.30
2016-01-01	VRX	Pharmaceuticals International	D	-2.93	0.30					
2016-01-01	CP	Canadian Pacific Railway	D	-2.88	0.10	VRSN	Verisign	A	2.31	0.10
2016-01-01	MCK	Mckesson	D	-2.86	0.70	LB	L Brands	A	2.30	0.70
2016-01-01	TWX	Time Warner	D	-2.88	1.30	AN	Autonation	A	2.29	1.30

Date	Ticker	Name	R	SM	W (%)	Ticker	Name	R	SM	W (%)
2016-01-01	AET	Aetna	C	-1.86	0.90	XRAY	Dentsply Intl	A	2.23	0.90
2016-01-01	MHK	Mohawk Industries	C	-1.85	0.10	NKE	Nike	A	2.28	0.10
2016-01-01	AMP	Ameriprise Financial	D	-2.87	0.30	HIG	The Hartford Financial Services	A	2.22	0.30
2016-01-01	HPQ	Hp	D	-2.90	0.30					
2016-01-01	PCS	T-Mobile US Inc.	C	-1.85	0.20	LVL	Level 3 Communications	B	1.19	0.20
2016-01-01	AER	Aercap	C	-1.86	0.10	BA	Boeing	A	2.20	0.10
2016-01-01	CMG	Chipotle Mexican Grill	D	-2.89	0.10	SBUX	Starbucks	A	2.28	0.10
2016-01-01	LULU	Lululemon Athletica	D	-2.87	0.00	NWL	Newell Brands	A	2.26	0.00
2016-01-01	TEL	Te Connectivity	C	-1.85	0.60	LMT	Lockheed Martin	A	2.20	0.60
2016-01-01	TIME	Time	D	-2.90	0.00	ABC	Amerisourcebergen	A	2.28	0.00
2016-01-01	FOXA	Twenty-first Century Fox	D	-2.88	1.00	TSCO	Tractor Supply	A	2.25	1.00
2016-01-01	FOX	Twenty-first Century Fox	D	-2.86	0.20	LUV	Southwest Airlines	A	2.22	0.20
2016-01-01	SYF	Synchrony Financial	C	-1.86	0.00	PCL	Plum Creek Timber Co	A	2.21	0.00
2016-01-01	BHGE	Baker Hughes, A Ge	D	-2.89	0.10	FSLR	First Solar	A	2.27	0.10
2016-02-01	AAPL	Apple	D	-2.88	3.40	VRSN	Verisign	A	2.27	3.40
2016-02-01	AMB	Prologis	C	-1.85	0.40	EXR	Extra Space Storage	A	2.84	0.40
2016-02-01	FLR	Fluor	D	-2.85	0.20	FISV	Fiserv	A	2.58	0.20
2016-02-01	MET	Metlife	D	-2.87	0.90	EFX	Equifax	A	2.60	0.90
2016-02-01	WBC	Wabco	D	-2.89	0.10	SNA	Snap-on	A	2.56	0.10
2016-02-01	HES	Hess	D	-2.89	0.10	TSO	Tesoro	A	2.31	0.10
2016-02-01	CTSH	Cognizant Technology Solutions	C	-1.85	0.60	SNBK	Sandisk Corp	A	2.26	0.60
2016-02-01	AJG	Arthur J.gallagher	D	-2.87	0.30	NDAQ	Nasdaq	A	2.48	0.30
2016-02-01	APC	Anadarko Petroleum	D	-2.93	0.00					
2016-02-01	BAC	Bank Of America	C	-1.87	1.40	BK	Bank Of New York Mellon	A	2.29	1.40
2016-02-01	BBY	Best Buy	D	-2.89	0.20	CVC	Cablevision Systems Corp	A	2.30	0.20
2016-02-01	CCK	Crown	D	-2.87	0.40	TSS	Total System Services	A	2.23	0.40
2016-02-01	SAVE	Spirit Airlines	D	-2.91	0.00					
2016-02-01	CELG	Celgene	D	-2.86	1.30	HSIC	Henry Schein	A	2.50	1.30
2016-02-01	CL	Colgate-palmolive	D	-2.84	0.10	ATVI	Activision Blizzard	A	2.55	0.10
2016-02-01	CM-CSA	Comcast	C	-1.86	0.60	LB	L Brands	A	2.30	0.60
2016-02-01	MOS	The Mosaic	D	-2.93	0.20					
2016-02-01	CSX	Csx	D	-2.90	0.10	DHR	Danaher	A	2.20	0.10
2016-02-01	MLM	Martin Marietta Materials	C	-1.88	0.50	WM	Waste Management	A	2.19	0.50
2016-02-01	YUM	Yum Brands	D	-2.87	0.30	SBUX	Starbucks	A	2.28	0.30
2016-02-01	EQT	Eqst	D	-2.89	0.50	FSLR	First Solar	A	2.28	0.50
2016-02-01	ETN	Eaton	D	-2.89	0.20	XYL	Xylem	A	2.19	0.20
2016-02-01		Fidelity National Information Services	D	-2.86	0.50	LMT	Lockheed Martin	A	2.19	0.50
2016-02-01	GD	General Dynamics	C	-1.85	0.00	A	Agilent Technologies	A	2.19	0.00
2016-02-01	AXLL	Axiall Corporation	D	-2.94	0.10					
2016-02-01	HAR	Harman Ind Inc	D	-2.92	0.50					
2016-02-01	HSY	The Hershey	D	-2.85	0.00	HRL	Hormel Foods	A	2.48	0.00
2016-02-01	KRC	Kilroy Realty	D	-2.88	0.00	PSA	Public Storage	A	2.28	0.00
2016-02-01	MS	Morgan Stanley	D	-2.89	1.30	AIZ	Assurant	A	2.23	1.30
2016-02-01	IR	Ingersoll-rand	D	-2.88	0.10	PAYX	Paychex	A	2.19	0.10
2016-02-01	LLL	L3 Technologies	D	-2.84	0.40	RSG	Republic Services	A	2.19	0.40
2016-02-01	KEY	Keycorp	D	-2.88	0.20	O	Realty Income	A	2.22	0.20
2016-02-01	KSU	Kansas City Southern	D	-2.88	0.00	PKI	Perkinelmer	A	2.18	0.00
2016-02-01	NXPI	Nxp Semiconductors	D	-2.89	0.70	NVDA	Nvidia	A	2.25	0.70
2016-02-01	INCY	Incyte	C	-1.91	0.10	EW	Edwards Lifesciences	A	2.41	0.10
2016-02-01	SLGN	Silgan	D	-2.84	0.00	ROP	Roper Technologies	A	2.18	0.00
2016-02-01	NUE	Nucor	D	-2.87	0.10	ARG	Airgas Inc	A	2.27	0.10

Date	Ticker	Name	R	SM	W (%)	Ticker	Name	R	SM	W (%)
2016-02-01	ORCL	Oracle	D	-2.85	0.20	KLAC	Kla-tencor	A	2.24	0.20
2016-02-01	F	Ford Motor	D	-2.87	0.30	MNST	Monster Beverage	A	2.44	0.30
2016-02-01	COP	Conocophillips	D	-2.93	0.30					
2016-02-01	PCAR	Paccar	D	-2.88	0.70	JEC	Jacobs Engineering	A	2.18	0.70
2016-02-01	PFE	Pfizer	D	-2.86	1.70	BCR	C R Bard	A	2.32	1.70
2016-02-01	PHM	Pultegroup	D	-2.87	0.20	RAI	Reynolds American	A	2.42	0.20
2016-02-01	RL	Ralph Lauren	D	-2.86	0.20	GMCR	Keurig Green Mountain	A	2.37	0.20
2016-02-01	SHW	Sherwin-williams	C	-1.85	0.10	COL	Rockwell Collins	A	2.17	0.10
2016-02-01	SIVB	Svb Financial	D	-2.89	0.40	TRV	Travelers Companies	A	2.22	0.40
2016-02-01	SLB	Schlumberger	D	-2.87	0.00	NFX	Newfield Exploration	A	2.17	0.00
2016-02-01	TJX	Tjx Companies	C	-1.83	0.80	TSCO	Tractor Supply	A	2.25	0.80
2016-02-01	SLG	SI Green Realty	D	-2.87	0.10	FRT	Federal Realty Investment Trust	A	2.20	0.10
2016-02-01	TXN	Texas Instruments	C	-1.85	0.70	HRS	Harris	A	2.23	0.70
2016-02-01	UNP	Union Pacific	D	-2.90	0.70					
2016-02-01	UTX	United Technologies	D	-2.88	0.80	BLL	Ball	A	2.17	0.80
2016-02-01	VFC	Vf	D	-2.86	0.30	NKE	Nike	A	2.28	0.30
2016-02-01	VNO	Vornado Realty Trust	D	-2.86	0.10	CINF	Cincinnati Financial	A	2.19	0.10
2016-02-01	CF	Cf Industries	D	-2.93	0.10					
2016-02-01	WHR	Whirlpool	D	-2.90	0.10	TSN	Tyson Foods	A	2.24	0.10
2016-02-01	X	United States Steel	D	-2.95	0.20					
2016-02-01	IVZ	Invesco	D	-2.88	0.20	PCL	Plum Creek Timber Co	A	2.18	0.20
2016-02-01	MRVL	Marvell Technology	D	-2.91	0.10					
2016-02-01	BBT	Bb&t	D	-2.86	0.10	PNC	Pnc Financial Services	A	2.18	0.10
2016-02-01	EOG	Eog Resources	D	-2.87	0.80	MPC	Marathon Petroleum	A	2.15	0.80
2016-02-01	BSX	Boston Scientific	C	-1.84	0.30	CI	Cigna	A	2.29	0.30
2016-02-01	BIIB	Biogen	D	-2.90	0.70					
2016-02-01	DISH	Dish Network	D	-2.90	0.50	MCD	Mcdonald's	A	2.22	0.50
2016-02-01	COG	Cabot Oil & Gas	D	-2.90	0.40					
2016-02-01	GS	Goldman Sachs	D	-2.87	0.60	EQR	Equity Residential	A	2.18	0.60
2016-02-01	QCOM	Qualcomm	D	-2.89	0.00	XLNX	Xilinx	A	2.21	0.00
2016-02-01	UNH	Unitedhealth	C	-1.84	1.80	REGN	Regeneron Pharmaceuticals	A	2.25	1.80
2016-02-01	GILD	Gilead Sciences	D	-2.89	0.80	XRAY	Dentsply Intl	A	2.23	0.80
2016-02-01	BMRN	Biomarin Pharmaceutical	D	-2.91	0.20					
2016-02-01	EIX	Edison International	C	-1.83	0.60	TE	Teco Energy	A	2.26	0.60
2016-02-01	ACN	Accenture Cl A	C	-1.84	1.40	BA	Boeing	A	2.17	1.40
2016-02-01	VRX	Valeant Pharmaceuticals International	D	-2.94	0.30					
2016-02-01	PEP	Pepsico	C	-1.84	1.20	HAS	Hasbro	A	2.23	1.20
2016-02-01	CP	Canadian Pacific Railway	D	-2.89	0.20	WEC	Wec Energy	A	2.22	0.20
2016-02-01	ILMN	Illumina	D	-2.86	0.60	BDX	Becton Dickinson	A	2.22	0.60
2016-02-01	MCK	Mckesson	D	-2.89	0.70	ROST	Ross Stores	A	2.21	0.70
2016-02-01	TWX	Time Warner	D	-2.87	1.60	IPG	Interpublic Group Of Companies	A	2.20	1.60
2016-02-01	MA	Mastercard	C	-1.85	0.30	WSH	Willis Group Holdings	A	2.18	0.30
2016-02-01	AET	Aetna	C	-1.87	0.90	LH	Laboratory Corp Of America	A	2.20	0.90
2016-02-01	MHK	Mohawk Industries	C	-1.87	0.10	NWL	Newell Brands	A	2.23	0.10
2016-02-01	C	Citigroup	D	-2.87	1.10	CCI	Crown Castle Intl Corp	A	2.18	1.10
2016-02-01	AMP	Ameriprise Financial	D	-2.89	0.20	AIV	Apartment Investment & Management	A	2.18	0.20
2016-02-01	XOM	Exxon Mobil	D	-2.85	0.10	AVY	Avery Dennison	A	2.24	0.10
2016-02-01	CVX	Chevron	D	-2.86	1.00	GAS	AGL Resources	A	2.23	1.00
2016-02-01	HPQ	Hp	D	-2.92	0.20					
2016-02-01	UAL	United Continental	D	-2.87	1.00	SYN	Sysco	A	2.20	1.00

Date	Ticker	Name	R	SM	W (%)	Ticker	Name	R	SM	W (%)
2016-02-01	PCS	T-Mobile US Inc.	C	-1.84	0.30	VZ	Verizon Communications	B	1.20	0.30
2016-02-01	AER	Aercap	C	-1.90	0.00	AME	Ametek	A	2.16	0.00
2016-02-01	CMG	Chipotle Mexican Grill	D	-2.90	0.10	DRI	Darden Restaurants	A	2.20	0.10
2016-02-01	TEL	Te Connectivity	C	-1.87	0.50	FLIR	Flir Systems	B	1.19	0.50
2016-02-01	TIME	Time	D	-2.90	0.00					
2016-02-01	MDLZ	Mondelez International	C	-1.85	0.90	CPB	Campbell Soup	A	2.23	0.90
2016-02-01	FOXA	Twenty-first Century Fox	D	-2.88	1.00	LUV	Southwest Airlines	A	2.20	1.00
2016-02-01	FOX	Twenty-first Century Fox	D	-2.87	0.20	OMC	Omnicom	A	2.19	0.20
2016-02-01	SYF	Synchrony Financial	D	-2.87	0.00	CME	Cme	A	2.17	0.00
2016-02-01	BHGE	Baker Hughes, A Ge	D	-2.90	0.10	MAT	Mattel	A	2.22	0.10
2016-03-01	AAPL	Apple	D	-2.87	3.10	VRSN	Verisign	A	2.31	3.10
2016-03-01	AMB	Prologis	D	-2.85	0.50	EXR	Extra Space Storage	A	2.79	0.50
2016-03-01	ABT	Abbott Laboratories	D	-2.86	0.20	HSIC	Henry Schein	A	2.55	0.20
2016-03-01	FLR	Fluor	D	-2.84	0.10	FISV	Fiserv	A	2.61	0.10
2016-03-01	MET	Metlife	D	-2.88	1.00	EFX	Equifax	A	2.60	1.00
2016-03-01	WBC	Wabco	D	-2.88	0.00	SNA	Snap-on	A	2.52	0.00
2016-03-01	HES	Hess	D	-2.88	0.10	TSO	Tesoro	A	2.29	0.10
2016-03-01	CTSH	Cognizant Technology Solutions	D	-2.86	0.10	NVDA	Nvidia	A	2.28	0.10
2016-03-01	AIG	American International	C	-1.87	0.20	NDAQ	Nasdaq	A	2.50	0.20
2016-03-01	AJG	Arthur J.gallagher	D	-2.86	0.40	PSA	Public Storage	A	2.28	0.40
2016-03-01	APC	Anadarko Petroleum	D	-2.93	0.00					
2016-03-01	BAC	Bank Of America	D	-2.88	1.20	EQIX	Equinix Inc	A	2.24	1.20
2016-03-01	BBY	Best Buy	D	-2.87	0.30	CVC	Cablevision Systems Corp	A	2.31	0.30
2016-03-01	CCK	Crown	D	-2.86	0.40	TSS	Total System Services	A	2.26	0.40
2016-03-01	CELG	Celgene	D	-2.86	1.30	EW	Edwards Lifesciences	A	2.46	1.30
2016-03-01	CM-CSA	Comcast	D	-2.85	0.70	SBUX	Starbucks	A	2.28	0.70
2016-03-01	MOS	The Mosaic	D	-2.92	0.30					
2016-03-01	MLM	Martin Marietta Materials	D	-2.86	0.60	FAST	Fastenal	A	2.21	0.60
2016-03-01	YUM	Yum Brands	D	-2.87	0.40	LB	L Brands	A	2.27	0.40
2016-03-01	DIS	Walt Disney	D	-2.87	0.30	DLTR	Dollar Tree	A	2.22	0.30
2016-03-01	DOW	Dow Chemical	D	-2.85	0.20	NEM	Newmont Mining	A	2.27	0.20
2016-03-01	EQT	Eqt	D	-2.90	0.50	FSLR	First Solar	A	2.28	0.50
2016-03-01	ETN	Eaton	D	-2.87	0.20	DHR	Danaher	A	2.21	0.20
2016-03-01		Fidelity National Information Services	D	-2.86	0.50	WM	Waste Management	A	2.21	0.50
2016-03-01	AXLL	Axiall Corporation	D	-2.93	0.10					
2016-03-01	HAR	Harman Ind Inc	D	-2.91	0.60	BCR	C R Bard	A	2.33	0.80
2016-03-01	HUM	Humana	D	-2.86	0.80	ARG	Airgas Inc	A	2.27	0.40
2016-03-01	EMN	Eastman Chemical	D	-2.86	0.40	O	Realty Income	A	2.23	1.40
2016-03-01	MS	Morgan Stanley	D	-2.89	1.40	FLIR	Flir Systems	A	2.20	0.10
2016-03-01	IR	Ingersoll-rand	D	-2.87	0.10	TRV	Travelers Companies	A	2.22	0.30
2016-03-01	KEY	Keycorp	D	-2.88	0.30					
2016-03-01	NXPI	Nxp Semiconductors	D	-2.89	0.70	KLAC	Kla-tencor	A	2.25	0.70
2016-03-01	LOW	Lowe's Companies	D	-2.85	2.30	LUV	Southwest Airlines	A	2.22	2.30
2016-03-01	INCY	Incyte	D	-2.90	0.10					
2016-03-01	NUE	Nucor	D	-2.86	0.00	AVY	Avery Dennison	A	2.27	0.00
2016-03-01	ORCL	Oracle	D	-2.84	0.10	AMAT	Applied Materials	A	2.22	0.10
2016-03-01	F	Ford Motor	D	-2.86	0.30	ATVI	Activision Blizzard	A	2.51	0.30
2016-03-01	OXY	Occidental Petroleum	D	-2.85	1.90	TE	Teco Energy	A	2.26	1.90
2016-03-01	COP	Conocophillips	D	-2.93	0.40					
2016-03-01	PCAR	Paccar	D	-2.87	0.60	PAYX	Paychex	A	2.20	0.60
2016-03-01	PFE	Pfizer	D	-2.86	1.70	CI	Cigna	A	2.31	1.70
2016-03-01	PHM	Pultegroup	D	-2.86	0.10	HRL	Hormel Foods	A	2.50	0.10

Date	Ticker	Name	R	SM	W (%)	Ticker	Name	R	SM	W (%)
2016-03-01	PPG	Ppg Industries	D	-2.84	0.00	GAS	AGL Resources	A	2.23	0.00
2016-03-01	RL	Ralph Lauren	D	-2.89	0.10	RAI	Reynolds American	A	2.42	0.10
2016-03-01	SCHW	Charles Schwab	D	-2.88	0.50	CINF	Cincinnati Financial	A	2.21	0.50
2016-03-01	SHW	Sherwin-williams	C	-1.84	0.10	XYL	Xylem	A	2.20	0.10
2016-03-01	SIVB	Svb Financial	D	-2.90	0.40	AIZ	Assurant	A	2.20	0.40
2016-03-01	STI	Suntrust Banks	D	-2.87	0.10	KIM	Kimco Realty	A	2.20	0.10
2016-03-01	TOL	Toll Brothers	D	-2.89	0.30	GMCR	Keurig Green Mountain	A	2.38	0.30
2016-03-01	SLG	Sl Green Realty	D	-2.87	0.00	FRT	Federal Realty Investment Trust	A	2.20	0.00
2016-03-01	TXN	Texas Instruments	C	-1.85	0.70	HRS	Harris	A	2.22	0.70
2016-03-01	UNP	Union Pacific	D	-2.89	1.00	ITW	Illinois Tool Works	A	2.20	1.00
2016-03-01	UTX	United Technologies	D	-2.87	0.80	RSG	Republic Services	A	2.20	0.80
2016-03-01	VFC	Vf	D	-2.86	0.30	TSN	Tyson Foods	A	2.29	0.30
2016-03-01	VMC	Vulcan Materials Co	C	-1.84	0.30	A	Agilent Technologies	A	2.19	0.30
2016-03-01	CF	Cf Industries	D	-2.91	0.10					
2016-03-01	WFC	Wells Fargo	D	-2.85	2.60	WSH	Willis Group Holdings	A	2.18	2.60
2016-03-01	WHR	Whirlpool	D	-2.88	0.10	MAT	Mattel	A	2.27	0.10
2016-03-01	X	United States Steel	D	-2.94	0.20					
2016-03-01	PXD	Pioneer Natural Resources	D	-2.86	0.80	WEC	Wec Energy	A	2.22	0.80
2016-03-01	IVZ	Invesco	D	-2.89	0.20	CCI	Crown Castle Intl Corp	A	2.18	0.20
2016-03-01	MRVL	Marvell Technology	D	-2.90	0.10					
2016-03-01	BBT	Bb&t	D	-2.86	0.20	AIV	Apartment Investment & Management	A	2.17	0.20
2016-03-01	EOG	Eog Resources	D	-2.88	0.70	SCG	Scana	A	2.22	0.70
2016-03-01	BSX	Boston Scientific	C	-1.85	0.30	BDX	Becton Dickinson	A	2.22	0.30
2016-03-01	BIIB	Biogen	D	-2.91	0.60					
2016-03-01	VRTX	Vertex Pharmaceuticals	D	-2.89	0.60	TMO	Thermo Fisher Scientific	A	2.21	0.60
2016-03-01	BLK	Blackrock	D	-2.85	0.70	ESS	Essex Property Trust	A	2.17	0.70
2016-03-01	DISH	Dish Network	D	-2.90	0.50	MCD	Mcdonald's	A	2.21	0.50
2016-03-01	COG	Cabot Oil & Gas	D	-2.90	0.40					
2016-03-01	GS	Goldman Sachs	D	-2.87	0.60	EQR	Equity Residential	A	2.16	0.60
2016-03-01	UNH	Unitedhealth	D	-2.83	1.90	BAX	Baxter International	A	2.20	1.90
2016-03-01	GILD	Gilead Sciences	D	-2.88	1.10	JNJ	Johnson & Johnson	A	2.20	1.10
2016-03-01	EWBC	East West Bancorp	D	-2.88	0.10	XL	XL	A	2.16	0.10
2016-03-01	BMRN	Biomarin Pharmaceutical	D	-2.89	0.20	SYK	Stryker	A	2.19	0.20
2016-03-01	ACN	Accenture Cl A	C	-1.84	1.30	ROP	Roper Technologies	A	2.19	1.30
2016-03-01	VRX	Valeant Pharmaceuticals International	D	-2.96	0.20					
2016-03-01	PEP	Pepsico	C	-1.84	1.10	KORS	Michael Kors	A	2.27	1.10
2016-03-01	CP	Canadian Pacific Railway	D	-2.89	0.10	AVGO	Broadcom	A	2.21	0.10
2016-03-01	ILMN	Illumina	D	-2.86	0.50	ISRG	Intuitive Surgical	A	2.19	0.50
2016-03-01	MCK	Mckesson	D	-2.89	0.70	ROST	Ross Stores	A	2.21	0.70
2016-03-01	TWX	Time Warner	D	-2.88	1.70	SYY	Sysco	A	2.21	1.70
2016-03-01	MA	Mastercard	C	-1.85	0.30	HCN	Welltower	B	1.20	0.30
2016-03-01	ACT	Actavis	C	-1.84	1.60	WAT	Waters	A	2.18	1.60
2016-03-01	AET	Aetna	C	-1.86	1.00	ZTS	Zoetis	A	2.18	1.00
2016-03-01	MHK	Mohawk Industries	C	-1.85	0.10	CPB	Campbell Soup	A	2.24	0.10
2016-03-01	C	Citigroup	D	-2.88	1.10	VTR	Ventas	B	1.20	1.10
2016-03-01	AMP	Ameriprise Financial	D	-2.89	0.20	GGP	General Growth Reit	B	1.19	0.20
2016-03-01	CVX	Chevron	D	-2.85	0.80	SJM	Jm Smucker	A	2.22	0.80
2016-03-01	HPQ	Hp	D	-2.91	0.30					
2016-03-01	PCS	T-Mobile US Inc.	C	-1.85	0.30	VZ	Verizon Communications	A	2.20	0.30
2016-03-01	GM	General Motors	D	-2.86	1.20	HAS	Hasbro	A	2.24	1.20
2016-03-01	V	Visa	C	-1.85	1.30		Berkshire Hathaway B	B	1.18	1.30

Date	Ticker	Name	R	SM	W (%)	Ticker	Name	R	SM	W (%)
2016-03-01	AER	Aercap	D	-2.88	0.00	PKI	Perkinelmer	A	2.18	0.00
2016-03-01	DFS	Discover Financial Services	D	-2.86	0.70	ALL	Allstate	B	1.18	0.70
2016-03-01	CMG	Chipotle Mexican Grill	D	-2.89	0.10	OMC	Omnicom	A	2.20	0.10
2016-03-01	TEL	Te Connectivity	D	-2.87	0.50	BLL	Ball	A	2.17	0.50
2016-03-01	DLPH	Delphi Automotive	D	-2.87	0.40	MKC	Mccormick	A	2.24	0.40
2016-03-01	TIME	Time	D	-2.91	0.00					
2016-03-01	FANG	Diamondback Energy	D	-2.85	0.40	EL	Estee Lauder Companies	A	2.22	0.40
2016-03-01	MDLZ	Mondelez International	C	-1.85	1.00	NWL	Newell Brands	A	2.23	1.00
2016-03-01	FOXA	Twenty-first Century Fox	D	-2.88	1.00	DRI	Darden Restaurants	A	2.20	1.00
2016-03-01	FOX	Twenty-first Century Fox	D	-2.86	0.20	IPG	Interpublic Group Of Companies	A	2.20	0.20
2016-03-01	SYF	Synchrony Financial	D	-2.87	0.00	AFL	Aflac	B	1.18	0.00
2016-03-01	QRVO	Qorvo	D	-2.91	0.10					
2016-03-01	BHGE	Baker Hughes, A Ge	D	-2.89	0.10	MO	Altria	A	2.22	0.10
2016-04-01	AAPL	Apple	D	-2.86	3.00	VRSN	Verisign	A	2.32	3.00
2016-04-01	ABT	Abbott Laboratories	D	-2.85	0.20	HSIC	Henry Schein	A	2.56	0.20
2016-04-01	MET	Metlife	D	-2.87	1.20	EXR	Extra Space Storage	A	2.88	1.20
2016-04-01	HES	Hess	D	-2.86	0.10	FSLR	First Solar	A	2.28	0.10
2016-04-01	CTSH	Cognizant Technology Solutions	D	-2.85	0.10	NVDA	Nvidia	A	2.31	0.10
2016-04-01	AIG	American International	D	-2.86	0.20	EFX	Equifax	A	2.66	0.20
2016-04-01	BAC	Bank Of America	D	-2.88	1.00	NDAQ	Nasdaq	A	2.52	1.00
2016-04-01	CCK	Crown	D	-2.85	0.40	FISV	Fiserv	A	2.64	0.40
2016-04-01	CELG	Celgene	D	-2.86	1.10	EW	Edwards Lifesciences	A	2.47	1.10
2016-04-01	MOS	The Mosaic	D	-2.92	0.30					
2016-04-01	DIS	Walt Disney	D	-2.86	0.30	CVC	Cablevision Systems Corp	A	2.31	0.30
2016-04-01	DOW	Dow Chemical	D	-2.85	0.20	AVY	Avery Dennison	A	2.29	0.20
2016-04-01	EGN	Energen	D	-2.90	0.10	APA	Apache	A	2.23	0.10
2016-04-01	AXLL	Axiall Corporation	D	-2.92	0.10					
2016-04-01	HAL	Halliburton	D	-2.88	0.00	SE	Spectra Energy	A	2.23	0.00
2016-04-01	HAR	Harman Ind Inc	D	-2.90	0.60					
2016-04-01	MS	Morgan Stanley	D	-2.90	1.40	PSA	Public Storage	A	2.30	1.40
2016-04-01	KEY	Keycorp	D	-2.88	0.50	UDR	Udr	A	2.27	0.50
2016-04-01	NXPI	Nxp Semiconductors	D	-2.88	1.00	KLAC	Kla-tencor	A	2.26	1.00
2016-04-01	INCY	Incyte	D	-2.91	0.10					
2016-04-01	F	Ford Motor	D	-2.86	0.20	ATVI	Activision Blizzard	A	2.54	0.20
2016-04-01	COP	Conocophillips	D	-2.92	0.20					
2016-04-01	PCAR	Paccar	D	-2.86	0.60	TSS	Total System Services	A	2.28	0.60
2016-04-01	PFE	Pfizer	D	-2.86	1.80	BCR	C R Bard	A	2.35	1.80
2016-04-01	PHM	Pultegroup	D	-2.86	0.10	HRL	Hormel Foods	A	2.51	0.10
2016-04-01	RL	Ralph Lauren	D	-2.88	0.10	RAI	Reynolds American	A	2.42	0.10
2016-04-01	SCHW	Charles Schwab	D	-2.87	0.60	EQIX	Equinix Inc	A	2.25	0.60
2016-04-01	SIVB	Svb Financial	D	-2.89	0.40	O	Realty Income	A	2.24	0.40
2016-04-01	STI	Suntrust Banks	D	-2.86	0.10	TRV	Travelers Companies	A	2.24	0.10
2016-04-01	TOL	Toll Brothers	D	-2.88	0.30	TSN	Tyson Foods	A	2.30	0.30
2016-04-01	SLG	Sl Green Realty	D	-2.87	0.00	CINF	Cincinnati Financial	A	2.22	0.00
2016-04-01	TXN	Texas Instruments	C	-1.84	0.80	AMAT	Applied Materials	A	2.25	0.80
2016-04-01	WEX	Wex	D	-2.88	0.00	ADT	ADT Corporation	A	2.26	0.00
2016-04-01	UNP	Union Pacific	D	-2.89	0.90	FAST	Fastenal	A	2.22	0.90
2016-04-01	VFC	Vf	D	-2.86	0.20	MAT	Mattel	A	2.29	0.20
2016-04-01	CF	Cf Industries	D	-2.92	0.10					
2016-04-01	WFC	Wells Fargo	D	-2.85	2.50	VTR	Ventas	A	2.22	2.50
2016-04-01	IVZ	Invesco	D	-2.88	0.20	AIZ	Assurant	A	2.22	0.20
2016-04-01	EOG	Eog Resources	D	-2.86	0.90	HP	Helmerich & Payne	A	2.22	0.90
2016-04-01	BIIB	Biogen	D	-2.91	0.50					
2016-04-01	VRTX	Vertex Pharmaceuticals	D	-2.91	0.60					

Date	Ticker	Name	R	SM	W (%)	Ticker	Name	R	SM	W (%)
2016-04-01	BLK	Blackrock	D	-2.84	0.60	KIM	Kimco Realty	A	2.21	0.60
2016-04-01	DISH	Dish Network	D	-2.90	0.40	XOM	Exxon Mobil	A	2.19	0.40
2016-04-01	COG	Cabot Oil & Gas	D	-2.89	0.40	FRT	Federal Realty Investment Trust	A	2.21	0.60
2016-04-01	GS	Goldman Sachs	D	-2.87	0.60	CI	Cigna	A	2.30	1.10
2016-04-01	GILD	Gilead Sciences	D	-2.87	1.10	AMT	American Tower	A	2.21	0.10
2016-04-01	EWBC	East West Bancorp	D	-2.87	0.10	HOLX	Hologic	A	2.29	0.20
2016-04-01	BMRN	Biomarin Pharmaceutical	D	-2.89	0.20					
2016-04-01	VRX	Valeant Pharmaceuticals International	D	-2.98	0.00	NEM	Newmont Mining	A	2.29	0.20
2016-04-01	CP	Canadian Pacific Railway	D	-2.88	0.20	XRAY	Dentsply Sirona	A	2.23	0.60
2016-04-01	ILMN	Illumina	D	-2.86	0.60	WYNN	Wynn Resorts	A	2.31	0.70
2016-04-01	MCK	Mckesson	D	-2.89	0.70	BDX	Becton Dickinson	A	2.23	1.30
2016-04-01	ACT	Actavis	D	-2.86	1.30	TMO	Thermo Fisher Scientific	A	2.22	1.00
2016-04-01	AET	Aetna	C	-1.86	1.00	KORS	Michael Kors	A	2.27	0.30
2016-04-01	MHK	Mohawk Industries	C	-1.85	0.30	AON	Aon	A	2.21	1.10
2016-04-01	C	Citigroup	D	-2.87	1.10	SYK	Stryker	A	2.21	0.60
2016-04-01	ALXN	Alexion Pharmaceuticals	D	-2.88	0.60	IRM	Iron Mountain	A	2.21	0.20
2016-04-01	AMP	Ameriprise Financial	D	-2.89	0.20	AVGO	Broadcom	A	2.24	0.20
2016-04-01	HPQ	Hp	D	-2.90	0.20	NWL	Newell Brands	A	2.27	1.40
2016-04-01	GM	General Motors	D	-2.86	1.40	PGR	Progressive	A	2.20	1.30
2016-04-01	V	Visa	C	-1.84	1.30	GGP	General Growth Reit	A	2.20	0.70
2016-04-01	DFS	Discover Financial Services	D	-2.85	0.70	SNI	Scripps Networks Interactive	A	2.23	0.10
2016-04-01	CMG	Chipotle Mexican Grill	D	-2.90	0.10	DHR	Danaher	A	2.22	0.60
2016-04-01	TEL	Te Connectivity	D	-2.86	0.60	CRM	Salesforce.com	A	2.22	0.10
2016-04-01	WDAY	Workday	D	-2.85	0.10	CPB	Campbell Soup	A	2.26	0.50
2016-04-01	DLPH	Delphi Automotive	D	-2.86	0.50	LUV	Southwest Airlines	A	2.23	0.00
2016-04-01	TIME	Time	D	-2.90	0.00	MKC	Mccormick	A	2.25	0.90
2016-04-01	MDLZ	Mondelez International	C	-1.85	0.90	MCD	Mcdonald's	A	2.23	1.00
2016-04-01	FOXA	Twenty-first Century Fox	D	-2.88	1.00	DG	Dollar General	A	2.22	0.20
2016-04-01	FOX	Twenty-first Century Fox	D	-2.86	0.20	RRC	Range Resources	B	1.26	0.00
2016-04-01	QRVO	Qorvo	D	-2.90	0.10	VRSN	Verisign	A	2.31	2.30
2016-04-01	BHGE	Baker Hughes, A Ge	D	-2.90	0.00	HSIC	Henry Schein	A	2.56	0.20
2016-05-02	AAPL	Apple	D	-2.88	2.30	ULTA	Ulta Beauty	A	2.41	0.60
2016-05-02	ABT	Abbott Laboratories	D	-2.85	0.20	EXR	Extra Space Storage	A	2.82	1.20
2016-05-02	RCL	Royal Caribbean Cruises	D	-2.87	0.60	NVDA	Nvidia	A	2.31	0.10
2016-05-02	MET	Metlife	D	-2.87	1.20	EFX	Equifax	A	2.68	0.50
2016-05-02	CTSH	Cognizant Technology Solutions	D	-2.86	0.10	NDAQ	Nasdaq	A	2.49	1.10
2016-05-02	AIG	American International	D	-2.85	0.50	EW	Edwards Lifesciences	A	2.56	0.80
2016-05-02	BAC	Bank Of America	D	-2.87	1.10	BCR	C R Bard	A	2.36	0.10
2016-05-02	CELG	Celgene	D	-2.86	0.80	PSA	Public Storage	A	2.28	0.10
2016-05-02	CI	Cigna	D	-2.86	0.10	CVC	Cablevision Systems Corp	A	2.32	0.40
2016-05-02	MOS	The Mosaic Capital One Financial	D	-2.91	0.30	MUR	Murphy Oil	A	2.37	0.10
2016-05-02	COF	Capital One Financial	D	-2.85	0.10	EQIX	Equinix Inc	A	2.26	1.50
2016-05-02	DIS	Walt Disney	D	-2.86	0.40	UDR	Udr	A	2.25	0.60
2016-05-02	EGN	Energen	D	-2.88	0.10	WYNN	Wynn Resorts	A	2.31	0.40
2016-05-02	HAR	Harman Ind Inc	D	-2.91	0.50	BDX	Becton Dickinson	A	2.24	1.20
2016-05-02	MS	Morgan Stanley	D	-2.89	1.50	KLAC	Kla-tencor	A	2.25	1.10
2016-05-02	KEY	Keycorp	D	-2.87	0.60					
2016-05-02	KR	Kroger	C	-1.86	0.40					
2016-05-02	LLY	Eli Lilly	D	-2.86	1.20					
2016-05-02	NXPI	Nxp Semiconductors	D	-2.87	1.10					

Date	Ticker	Name	R	SM	W (%)	Ticker	Name	R	SM	W (%)
2016-05-02	INCY	Incyte	D	-2.91	0.10					
2016-05-02	F	Ford Motor	D	-2.86	0.20	ATVI	Activision Blizzard	A	2.55	0.20
2016-05-02	COP	Conocophillips	D	-2.91	0.20					
2016-05-02	PFE	Pfizer	D	-2.85	1.80	XRAY	Dentsply Sirona	A	2.23	1.80
2016-05-02	PHM	Pultegroup	D	-2.86	0.20	RAI	Reynolds American	A	2.41	0.20
2016-05-02	SIVB	Svb Financial	D	-2.88	0.40	WY	Weyerhaeuser	A	2.24	0.40
2016-05-02	TOL	Toll Brothers	D	-2.89	0.30	TSN	Tyson Foods	A	2.30	0.30
2016-05-02	SLG	SI Green Realty	D	-2.85	0.00	AIZ	Assurant	A	2.24	0.00
2016-05-02	UNP	Union Pacific	D	-2.88	0.80	FISV	Fiserv	A	2.61	0.80
2016-05-02	VFC	Vf	D	-2.86	0.20	NWL	Newell Brands	A	2.28	0.20
2016-05-02	CF	Cf Industries	D	-2.92	0.10					
2016-05-02	WFC	Wells Fargo	D	-2.85	2.40	O	Realty Income	A	2.23	2.40
2016-05-02	BIIB	Biogen	D	-2.90	0.50					
2016-05-02	VRTX	Vertex Pharmaceuticals	D	-2.90	0.60					
2016-05-02	DISH	Dish Network	D	-2.90	0.50	URBN	Urban Outfitters	A	2.24	0.50
2016-05-02	GS	Goldman Sachs	D	-2.86	0.70	IRM	Iron Mountain	A	2.23	0.70
2016-05-02	GILD	Gilead Sciences	D	-2.85	1.20	TMO	Thermo Fisher Scientific	A	2.22	1.20
2016-05-02	BMRN	Biomarin Pharmaceutical	D	-2.89	0.20	BAX	Baxter International	A	2.22	0.20
2016-05-02	ILMN	Illumina	D	-2.87	0.50	HCA	Hca	A	2.22	0.50
2016-05-02	MCK	Mckesson	D	-2.88	0.70	PCLN	The Priceline	A	2.23	0.70
2016-05-02	ACT	Actavis	D	-2.89	0.90	ISRG	Intuitive Surgical	A	2.21	0.90
2016-05-02	MHK	Mohawk Industries	C	-1.85	0.30	HAS	Hasbro	A	2.27	0.30
2016-05-02	C	Citigroup	D	-2.86	1.30	TRV	Travelers Companies	A	2.22	1.30
2016-05-02	ALXN	Alexion Pharmaceuticals	D	-2.88	0.60	ZBH	Zimmer Biomet	A	2.21	0.60
2016-05-02	AMP	Ameriprise Financial	D	-2.88	0.20	CINF	Cincinnati Financial	A	2.22	0.20
2016-05-02	GM	General Motors	D	-2.85	1.40	MAT	Mattel	A	2.26	1.40
2016-05-02	CMG	Chipotle Mexican Grill	D	-2.90	0.20					
2016-05-02	DLPH	Delphi Automotive	D	-2.86	0.60	CPB	Campbell Soup	A	2.25	0.60
2016-05-02	TIME	Time	D	-2.90	0.00					
2016-05-02	MDLZ	Mondelez International	C	-1.84	1.00	KORS	Michael Kors	A	2.25	1.00
2016-05-02	MBLY	Mobileye	D	-2.90	0.00					
2016-05-02	QRVO	Qorvo	D	-2.92	0.00					
2016-06-01	AAPL	Apple	D	-2.88	2.30	NVDA	Nvidia	A	2.40	2.30
2016-06-01	ABT	Abbott Laboratories	D	-2.85	0.20	HSIC	Henry Schein	A	2.56	0.20
2016-06-01	RCL	Royal Caribbean Cruises	D	-2.88	0.60	ALK	Alaska Air	A	2.68	0.60
2016-06-01	MET	Metlife	D	-2.87	1.20	EXR	Extra Space Storage	A	2.87	1.20
2016-06-01	AIG	American International	D	-2.85	0.60	EFX	Equifax	A	2.71	0.60
2016-06-01	VLO	Valero Energy	D	-2.87	0.20	SWN	Southwestern Energy	A	2.46	0.20
2016-06-01	BAC	Bank Of America	D	-2.87	1.00	NDAQ	Nasdaq	A	2.51	1.00
2016-06-01	BBY	Best Buy	D	-2.84	0.30	ULTA	Ulta Beauty	A	2.46	0.30
2016-06-01	CELG	Celgene	D	-2.86	0.80	EW	Edwards Lifesciences	A	2.52	0.80
2016-06-01	MOS	The Mosaic	D	-2.92	0.30					
2016-06-01	COF	Capital One Financial	D	-2.85	0.30	PSA	Public Storage	A	2.28	0.30
2016-06-01	DIS	Walt Disney	D	-2.87	0.50	CVC	Cablevision Systems Corp	A	2.33	0.50
2016-06-01	HAR	Harman Ind Inc	D	-2.91	0.40					
2016-06-01	HUM	Humana	D	-2.84	0.60	BCR	C R Bard	A	2.37	0.60
2016-06-01	MS	Morgan Stanley	D	-2.89	1.50	EQIX	Equinix Inc	A	2.28	1.50
2016-06-01	KEY	Keycorp	D	-2.86	0.60	NAVI	Navient	A	2.27	0.60
2016-06-01	KR	Kroger	D	-2.86	0.70	WYNN	Wynn Resorts	A	2.31	0.70
2016-06-01	LLY	Eli Lilly	D	-2.86	1.20	STJ	St Jude Medical Inc	A	2.26	1.20
2016-06-01	INCY	Incyte	D	-2.89	0.00	BDX	Becton Dickinson	A	2.25	0.00
2016-06-01	F	Ford Motor	D	-2.86	0.30	ATVI	Activision Blizzard	A	2.61	0.30
2016-06-01	COP	Conocophillips	D	-2.92	0.10					
2016-06-01	PHM	Pultegroup	D	-2.85	0.20	RAI	Reynolds American	A	2.42	0.20
2016-06-01	SIVB	Svb Financial	D	-2.88	0.40	DLR	Digital Realty Trust	A	2.25	0.40

Date	Ticker	Name	R	SM	W (%)	Ticker	Name	R	SM	W (%)
2016-06-01	TOL	Toll Brothers	D	-2.88	0.30	TSN	Tyson Foods	A	2.29	0.30
2016-06-01	SLG	SI Green Realty	D	-2.86	0.00	UDR	Udr	A	2.25	0.00
2016-06-01	UNP	Union Pacific	D	-2.89	0.80	FISV	Fiserv	A	2.65	0.80
2016-06-01	VFC	Vf	D	-2.87	0.10	NWL	Newell Brands	A	2.28	0.10
2016-06-01	CF	Cf Industries	D	-2.93	0.10					
2016-06-01	WFC	Wells Fargo	D	-2.85	2.40	AIZ	Assurant	A	2.24	2.40
2016-06-01	VRTX	Vertex Pharmaceuticals	D	-2.89	0.70	XRAY	Dentsply Sirona	A	2.23	0.70
2016-06-01	DISH	Dish Network	D	-2.89	0.50	DLTR	Dollar Tree	A	2.24	0.50
2016-06-01	NKE	Nike	C	-1.86	0.20	HAS	Hasbro	A	2.27	0.20
2016-06-01	GS	Goldman Sachs	D	-2.87	0.60	WY	Weyerhaeuser	A	2.23	0.60
2016-06-01	GILD	Gilead Sciences	D	-2.86	1.20	TMO	Thermo Fisher Scientific	A	2.23	1.20
2016-06-01	SBUX	Starbucks	C	-1.86	0.10	DNB	Dun & Bradstreet	A	2.24	0.10
2016-06-01	BMRN	Biomarin Pharmaceutical	D	-2.89	0.20	ZBH	Zimmer Biomet	A	2.22	0.20
2016-06-01	ILMN	Illumina	D	-2.86	0.60	BAX	Baxter International	A	2.21	0.60
2016-06-01	ACT	Actavis	D	-2.87	1.00	ISRG	Intuitive Surgical	A	2.21	1.00
2016-06-01	C	Citigroup	D	-2.86	1.20	O	Realty Income	A	2.23	1.20
2016-06-01	ALXN	Alexion Pharmaceuticals	D	-2.87	0.60	DGX	Quest Diagnostics	A	2.21	0.60
2016-06-01	AMP	Ameriprise Financial	D	-2.88	0.20	TRV	Travelers Companies	A	2.23	0.20
2016-06-01	UAL	United Continental	D	-2.87	0.60	DG	Dollar General	A	2.23	0.60
2016-06-01	GM	General Motors	D	-2.86	1.20	MAT	Mattel	A	2.27	1.20
2016-06-01	CMG	Chipotle Mexican Grill	D	-2.90	0.10					
2016-06-01	DLPH	Delphi Automotive	D	-2.87	0.60	MKC	Mccormick	A	2.25	0.60
2016-06-01	TIME	Time	D	-2.89	0.00	URBN	Urban Outfitters	A	2.23	0.00
2016-07-01	AAPL	Apple	D	-2.88	2.20	NVDA	Nvidia	A	2.40	2.20
2016-07-01	ABT	Abbott Laboratories	D	-2.85	0.20	HSIC	Henry Schein	A	2.58	0.20
2016-07-01	RCL	Royal Caribbean Cruises	D	-2.89	0.60	ULTA	Ulta Beauty	A	2.48	0.60
2016-07-01	MET	Metlife	D	-2.89	1.20	EXR	Extra Space Storage	A	2.85	1.20
2016-07-01	AIG	American International	D	-2.86	0.70	EFX	Equifax	A	2.72	0.70
2016-07-01	VLO	Valero Energy	D	-2.88	0.10	SWN	Southwestern Energy	A	2.42	0.10
2016-07-01	BAC	Bank Of America	D	-2.88	0.80	EQIX	Equinix Inc	A	2.30	0.80
2016-07-01	BBY	Best Buy	D	-2.84	0.20	WYNN	Wynn Resorts	A	2.30	0.20
2016-07-01	CCL	Carnival	D	-2.86	0.10	DLTR	Dollar Tree	A	2.25	0.10
2016-07-01	CI	Cigna	D	-2.87	0.10	EW	Edwards Lifesciences	A	2.51	0.10
2016-07-01	MOS	The Mosaic	D	-2.92	0.30					
2016-07-01	COF	Capital One Financial	D	-2.87	0.20	DLR	Digital Realty Trust	A	2.29	0.20
2016-07-01	DIS	Walt Disney	D	-2.87	0.50	DG	Dollar General	A	2.24	0.50
2016-07-01	HAR	Harman Ind Inc	D	-2.85	0.40	ATVI	Activision Blizzard	A	2.63	0.40
2016-07-01	MS	Morgan Stanley	D	-2.89	1.10	O	Realty Income	A	2.27	1.10
2016-07-01	KEY	Keycorp	D	-2.88	0.50	UDR	Udr	A	2.26	0.50
2016-07-01	KR	Kroger	D	-2.86	0.70	SYY	Sysco	A	2.24	0.70
2016-07-01	LLY	Eli Lilly	D	-2.85	1.20	BCR	C R Bard	A	2.40	1.20
2016-07-01	MSFT	Microsoft	C	-1.85	3.10	VRSN	Verisign	A	2.30	3.10
2016-07-01	F	Ford Motor	D	-2.86	0.20	RAI	Reynolds American	A	2.45	0.20
2016-07-01	SIVB	Svb Financial	D	-2.90	0.10	VTR	Ventas	A	2.25	0.10
2016-07-01	TOL	Toll Brothers	D	-2.89	0.30	TSN	Tyson Foods	A	2.29	0.30
2016-07-01	VFC	Vf	D	-2.87	0.10	NWL	Newell Brands	A	2.29	0.10
2016-07-01	CF	Cf Industries	D	-2.94	0.10					
2016-07-01	WFC	Wells Fargo	D	-2.86	2.60	IRM	Iron Mountain	A	2.25	2.60
2016-07-01	VRTX	Vertex Pharmaceuticals	D	-2.90	0.70	STJ	St Jude Medical Inc	A	2.26	0.70
2016-07-01	GS	Goldman Sachs	D	-2.88	0.60	CINF	Cincinnati Financial	A	2.25	0.60
2016-07-01	GILD	Gilead Sciences	D	-2.86	1.10	BDX	Becton Dickinson	A	2.25	1.10
2016-07-01	SBUX	Starbucks	C	-1.85	0.30	DNB	Dun & Bradstreet	A	2.23	0.30
2016-07-01	BMRN	Biomarin Pharmaceutical	D	-2.90	0.20	XRAY	Dentsply Sirona	A	2.23	0.20
2016-07-01	CP	Canadian Pacific Railway	D	-2.86	0.30	NI	Nisource	A	3.00	0.30
2016-07-01	ILMN	Illumina	D	-2.87	0.40	SYK	Stryker	A	2.23	0.40

Date	Ticker	Name	R	SM	W (%)	Ticker	Name	R	SM	W (%)
2016-07-01	ACT	Actavis	D	-2.88	1.10	TMO	Thermo Fisher Scientific	A	2.23	1.10
2016-07-01	C	Citigroup	D	-2.87	1.20	AIZ	Assurant	A	2.24	1.20
2016-07-01	HIG	The Hartford Financial Services	D	-2.85	0.20	NAVI	Navient	A	2.24	0.20
2016-07-01	ALXN	Alexion Pharmaceuticals	D	-2.87	0.50	BAX	Baxter International	A	2.22	0.50
2016-07-01	AMP	Ameriprise Financial	D	-2.89	0.00	TRV	Travelers Companies	A	2.24	0.00
2016-07-01	UAL	United Continental	D	-2.88	0.50	HOT	Strw Htl Res Wrlwd	A	2.23	0.50
2016-07-01	GM	General Motors	D	-2.87	1.20	MKC	Mccormick	A	2.27	1.20
2016-07-01	CMG	Chipotle Mexican Grill	D	-2.91	0.10					
2016-07-01	DAL	Delta Air Lines	D	-2.88	0.50	SNI	Scripps Networks Interactive	A	2.22	0.50
2016-07-01	TEL	Te Connectivity	D	-2.85	0.50	FISV	Fiserv	A	2.67	0.50
2016-07-01	DLPH	Delphi Automotive	D	-2.88	0.60	MAT	Mattel	A	2.27	0.60
2016-08-01	RCL	Royal Caribbean Cruises	D	-2.88	0.60	ULTA	Ulta Beauty	A	2.51	0.60
2016-08-01	MET	Metlife	D	-2.88	1.20	EXR	Extra Space Storage	A	2.81	1.20
2016-08-01	VLO	Valero Energy	D	-2.88	0.10	SWN	Southwestern Energy	A	2.45	0.10
2016-08-01	BAC	Bank Of America	D	-2.87	0.80	EFX	Equifax	A	2.74	0.80
2016-08-01	CCL	Carnival	D	-2.86	0.10	WYNN	Wynn Resorts	A	2.32	0.10
2016-08-01	CELG	Celgene	D	-2.82	0.70	EW	Edwards Lifesciences	A	2.59	0.70
2016-08-01	CI	Cigna	D	-2.88	0.20	HSIC	Henry Schein	A	2.59	0.20
2016-08-01	COF	Capital One Financial	D	-2.86	0.30	EQIX	Equinix Inc	A	2.29	0.30
2016-08-01	DIS	Walt Disney	D	-2.84	0.50	DLTR	Dollar Tree	A	2.26	0.50
2016-08-01	HAR	Harman Ind Inc	D	-2.83	0.40	ATVI	Activision Blizzard	A	2.63	0.40
2016-08-01	KR	Kroger	D	-2.87	0.70	DNB	Dun & Bradstreet	A	2.24	0.70
2016-08-01	SIVB	Svb Financial	D	-2.89	0.10	DLR	Digital Realty Trust	A	2.28	0.10
2016-08-01	TOL	Toll Brothers	D	-2.89	0.30	RAI	Reynolds American	A	2.42	0.30
2016-08-01	CF	Cf Industries	D	-2.94	0.10					
2016-08-01	IVZ	Invesco	D	-2.85	0.10	NAVI	Navient	A	2.28	0.10
2016-08-01	RE	Everest Re	D	-2.84	0.10	O	Realty Income	A	2.28	0.10
2016-08-01	GS	Goldman Sachs	D	-2.87	0.60	UDR	Udr	A	2.27	0.60
2016-08-01	GILD	Gilead Sciences	D	-2.87	1.00	BCR	C R Bard	A	2.38	1.00
2016-08-01	SBUX	Starbucks	D	-2.85	0.50	SYU	Sysco	A	2.24	0.50
2016-08-01	BMRN	Biomarin Pharmaceutical	D	-2.87	0.30	STJ	St Jude Medical Inc	A	2.28	0.30
2016-08-01	ILMN	Illumina	D	-2.84	0.40	BDX	Becton Dickinson	A	2.26	0.40
2016-08-01	ACT	Actavis	D	-2.87	1.30	TMO	Thermo Fisher Scientific	A	2.24	1.30
2016-08-01	C	Citigroup	D	-2.87	1.30	VTR	Ventas	A	2.26	1.30
2016-08-01	HIG	The Hartford Financial Services	D	-2.87	0.20	IRM	Iron Mountain	A	2.26	0.20
2016-08-01	ALXN	Alexion Pharmaceuticals	D	-2.86	0.50	XRAY	Dentsply Sirona	A	2.24	0.50
2016-08-01	UAL	United Continental	D	-2.87	0.60	DG	Dollar General	A	2.24	0.60
2016-08-01	CMG	Chipotle Mexican Grill	D	-2.91	0.10					
2016-08-01	DAL	Delta Air Lines	D	-2.87	0.50	HOT	Strw Htl Res Wrlwd	A	2.24	0.50
2016-08-01	MPC	Marathon Petroleum	D	-2.84	0.20	WMB	Williams Companies	A	2.34	0.20
2016-08-01	DLPH	Delphi Automotive	D	-2.87	0.90	TSN	Tyson Foods	A	2.33	0.90
2016-09-01	RCL	Royal Caribbean Cruises	D	-2.88	0.60	ULTA	Ulta Beauty	A	2.48	0.60
2016-09-01	MET	Metlife	D	-2.88	1.20	EXR	Extra Space Storage	A	2.76	1.20
2016-09-01	VLO	Valero Energy	D	-2.88	0.10	CHK	Chesapeake Energy	A	2.66	0.10
2016-09-01	SAVE	Spirit Airlines	D	-2.88	0.00	WYNN	Wynn Resorts	A	2.30	0.00
2016-09-01	CI	Cigna	D	-2.87	0.20	EW	Edwards Lifesciences	A	2.60	0.20
2016-09-01	DIS	Walt Disney	D	-2.84	0.50	DNB	Dun & Bradstreet	A	2.26	0.50
2016-09-01	AVB	Avalonbay Communities	C	-1.85	0.30	EFX	Equifax	A	2.75	0.30

Date	Ticker	Name	R	SM	W (%)	Ticker	Name	R	SM	W (%)
2016-09-01	KR	Kroger	D	-2.88	0.80	SYO	Sysco	A	2.24	0.80
2016-09-01	LUV	Southwest Airlines	D	-2.88	0.10	PCLN	The Priceline	A	2.24	0.10
2016-09-01	PPG	Ppg Industries	C	-1.85	0.10	FCX	Freeport-mcmoran	A	2.46	0.10
2016-09-01	SNA	Snap-on	D	-2.84	0.20	ATVI	Activision Blizzard	A	2.67	0.20
2016-09-01	CF	Cf Industries	D	-2.94	0.10					
2016-09-01	GILD	Gilead Sciences	D	-2.87	0.90	BCR	C R Bard	A	2.37	0.90
2016-09-01	SBUX	Starbucks	D	-2.85	0.50	HOT	Strw Htl Res Wrlwd	A	2.24	0.50
2016-09-01	HIG	The Hartford Financial Services	D	-2.86	0.30	NAVI	Navient	A	2.28	0.30
2016-09-01	ALXN	Alexion Pharmaceuticals	D	-2.87	0.60	STJ	St Jude Medical Inc	A	2.26	0.60
2016-09-01	UAL	United Continental	D	-2.86	0.60	EBAY	Ebay	A	2.24	0.60
2016-09-01	DAL	Delta Air Lines	D	-2.88	0.60	URBN	Urban Outfitters	A	2.23	0.60
2016-09-01	DLPH	Delphi Automotive	D	-2.87	0.70	RAI	Reynolds American	A	2.41	0.70
2016-09-01	FOXA	Twenty-first Century Fox	D	-2.87	0.50	KMX	Carmax	A	2.23	0.50
2016-09-01	FOX	Twenty-first Century Fox	D	-2.87	0.10	ROST	Ross Stores	A	2.23	0.10
2016-10-03	RCL	Royal Caribbean Cruises	D	-2.88	0.60	ULTA	Ulta Beauty	A	2.46	0.60
2016-10-03	CCL	Carnival	D	-2.83	0.10	WYNN	Wynn Resorts	A	2.32	0.10
2016-10-03	SAVE	Spirit Airlines	D	-2.86	0.00	DNB	Dun & Bradstreet	A	2.26	0.00
2016-10-03	CI	Cigna	D	-2.87	0.10	EW	Edwards Lifesciences	A	2.62	0.10
2016-10-03	DIS	Walt Disney	D	-2.85	0.70	PCLN	The Priceline	A	2.25	0.70
2016-10-03	HUM	Humana	D	-2.85	0.60	STJ	St Jude Medical Inc	A	2.27	0.60
2016-10-03	AVB	Avalonbay Communities	C	-1.85	0.30	EFX	Equifax	A	2.76	0.30
2016-10-03	EMN	Eastman Chemical	D	-2.86	0.50	FCX	Freeport-mcmoran	A	2.48	0.50
2016-10-03	KR	Kroger	D	-2.89	0.60	ROST	Ross Stores	A	2.24	0.60
2016-10-03	LUV	Southwest Airlines	D	-2.87	0.10	EBAY	Ebay	A	2.24	0.10
2016-10-03	F	Ford Motor	D	-2.86	0.10	ATVI	Activision Blizzard	A	2.70	0.10
2016-10-03	OXY	Occidental Petroleum	C	-1.85	1.10	CHK	Chesapeake Energy	A	2.67	1.10
2016-10-03	COP	Conocophillips	D	-2.92	0.00					
2016-10-03	PPG	Ppg Industries	C	-1.85	0.10	NEM	Newmont Mining	A	2.41	0.10
2016-10-03	SNA	Snap-on	D	-2.85	0.30	TSN	Tyson Foods	A	2.33	0.30
2016-10-03	CF	Cf Industries	D	-2.94	0.20					
2016-10-03	WFC	Wells Fargo	D	-2.86	2.00	EXR	Extra Space Storage	A	2.73	2.00
2016-10-03	GILD	Gilead Sciences	D	-2.87	0.60	BDX	Becton Dickinson	A	2.26	0.60
2016-10-03	SBUX	Starbucks	D	-2.86	0.50	NWSA	News	A	2.23	0.50
2016-10-03	BMJ	Bristol-myers Squibb	D	-2.88	0.80	COO	Cooper Companies	A	2.24	0.80
2016-10-03	HIG	The Hartford Financial Services	D	-2.86	0.80	NAVI	Navient	A	2.28	0.80
2016-10-03	ALXN	Alexion Pharmaceuticals	D	-2.87	0.60	TMO	Thermo Fisher Scientific	A	2.24	0.60
2016-10-03	DAL	Delta Air Lines	D	-2.87	0.60	SYO	Sysco	A	2.23	0.60
2016-10-03	TIME	Time	D	-2.86	0.00	NWS	News	A	2.23	0.00
2016-10-03	FOXA	Twenty-first Century Fox	D	-2.87	0.50	URBN	Urban Outfitters	A	2.23	0.50
2016-10-03	FOX	Twenty-first Century Fox	D	-2.86	0.10	SNI	Scripps Networks Interactive	A	2.22	0.10
2016-11-01	ABT	Abbott Laboratories	D	-2.86	0.40	EW	Edwards Lifesciences	A	2.48	0.40
2016-11-01	RCL	Royal Caribbean Cruises	D	-2.88	0.40	ULTA	Ulta Beauty	A	2.47	0.40
2016-11-01	CCL	Carnival	D	-2.84	0.20	WYNN	Wynn Resorts	A	2.32	0.20
2016-11-01	CELG	Celgene	D	-2.85	0.40	STJ	St Jude Medical Inc	A	2.26	0.40
2016-11-01	CM- CSA	Comcast	C	-1.85	0.70	PCLN	The Priceline	A	2.25	0.70
2016-11-01	DIS	Walt Disney	D	-2.85	1.00	NFLX	Netflix	A	2.24	1.00
2016-11-01	EQT	Eq	C	-1.86	0.60	CHK	Chesapeake Energy	A	2.56	0.60
2016-11-01	NEE	Nextera Energy	C	-1.84	1.00	OKE	Oneok	A	2.43	1.00
2016-11-01	HAR	Harman Ind Inc	D	-2.85	0.30	ATVI	Activision Blizzard	A	2.67	0.30
2016-11-01	HUM	Humana	D	-2.85	0.40	BDX	Becton Dickinson	A	2.25	0.40
2016-11-01	AVB	Avalonbay Communities	D	-2.85	0.30	EFX	Equifax	A	2.70	0.30

Date	Ticker	Name	R	SM	W (%)	Ticker	Name	R	SM	W (%)
2016-11-01	EMN	Eastman Chemical	D	-2.85	0.50	FCX	Freeport-mcmoran	A	2.50	0.50
2016-11-01	KR	Kroger	D	-2.88	0.60	DNB	Dun & Bradstreet	A	2.23	0.60
2016-11-01	LLY	Eli Lilly	C	-1.85	0.80	COO	Cooper Companies	A	2.24	0.80
2016-11-01	LOW	Lowe's Companies	D	-2.87	1.40	ROST	Ross Stores	A	2.23	1.40
2016-11-01	LUV	Southwest Airlines	D	-2.84	0.10	EXPE	Expedia	A	2.23	0.10
2016-11-01	PCG	Pg&e	C	-1.84	0.60	AWK	American Water Works	A	2.25	0.60
2016-11-01	PFE	Pfizer	C	-1.86	2.20	BAX	Baxter International	A	2.23	2.20
2016-11-01	PPG	Ppg Industries	D	-2.87	0.10	NEM	Newmont Mining	A	2.41	0.10
2016-11-01	T	At&t	C	-1.86	0.80	CTL	Centurylink	A	2.19	0.80
2016-11-01	SNA	Snap-on	D	-2.85	0.20	TSN	Tyson Foods	A	2.32	0.20
2016-11-01	CF	Cf Industries	D	-2.94	0.10					
2016-11-01	WAG	Walgreens Boots Alliance	D	-2.84	0.40	SYX	Sysco	A	2.22	0.40
2016-11-01	WFC	Wells Fargo	D	-2.85	2.10	CMA	Comerica	A	2.28	2.10
2016-11-01	WHR	Whirlpool	C	-1.87	0.10	NWL	Newell Brands	A	2.28	0.10
2016-11-01	GILD	Gilead Sciences	D	-2.88	0.30	ISRG	Intuitive Surgical	A	2.22	0.30
2016-11-01	KIM	Kimco Realty	C	-1.87	0.20	EQIX	Equinix Inc	A	2.27	0.20
2016-11-01	SBUX	Starbucks	D	-2.86	0.40	SNI	Scripps Networks Interactive	A	2.22	0.40
2016-11-01	BMRN	Biomarin Pharmaceutical	C	-1.86	0.30	TMO	Thermo Fisher Scientific	A	2.22	0.30
2016-11-01	EIX	Edison International	C	-1.85	0.60	SCG	Scana	A	2.25	0.60
2016-11-01	BMJ	Bristol-myers Squibb	D	-2.89	0.70	DGX	Quest Diagnostics	A	2.22	0.70
2016-11-01	DHI	D.r. Horton	D	-2.86	0.30	PVH	Pvh	A	2.27	0.30
2016-11-01	COST	Costco Wholesale	D	-2.86	0.40	URBN	Urban Outfitters	A	2.22	0.40
2016-11-01	ACT	Actavis	D	-2.86	1.20	SYK	Stryker	A	2.22	1.20
2016-11-01	HIG	The Hartford Financial Services	D	-2.85	0.90	LNC	Lincoln National	A	2.26	0.90
2016-11-01	ALXN	Alexion Pharmaceuticals	D	-2.86	0.70	JNJ	Johnson & Johnson	A	2.21	0.70
2016-11-01	PM	Philip Morris International	C	-1.85	0.10	MAT	Mattel	A	2.26	0.10
2016-11-01	TIME	Time	D	-2.87	0.00	CBS	Cbs	A	2.22	0.00
2016-11-01	MDLZ	Mondelez International	C	-1.84	1.10	HAS	Hasbro	A	2.26	1.10
2016-11-01	FOXA	Twenty-first Century Fox	D	-2.86	0.40	FL	Foot Locker	A	2.21	0.40
2016-11-01	FOX	Twenty-first Century Fox	D	-2.86	0.10	TIF	Tiffany	A	2.21	0.10
2016-12-01	AEE	Ameren	C	-1.85	0.10	OKE	Oneok	A	2.48	0.10
2016-12-01	ABT	Abbott Laboratories	D	-2.86	0.30	EW	Edwards Lifesciences	A	2.42	0.30
2016-12-01	ORLY	O'reilly Automotive	C	-1.84	0.20	ULTA	Ulta Beauty	A	2.50	0.20
2016-12-01	DIS	Walt Disney	D	-2.84	1.40	WYNN	Wynn Resorts	A	2.32	1.40
2016-12-01	NEE	Nextera Energy	C	-1.86	0.80	SCG	Scana	A	2.24	0.80
2016-12-01	AVB	Avalonbay Communities	D	-2.86	0.30	EFX	Equifax	A	2.63	0.30
2016-12-01	KMB	Kimberly-clark	D	-2.86	0.30	ATVI	Activision Blizzard	A	2.56	0.30
2016-12-01	KR	Kroger	D	-2.87	0.70	AAL	American Airlines	A	2.30	0.70
2016-12-01	LLY	Eli Lilly	D	-2.87	0.80	STJ	St Jude Medical Inc	A	2.27	0.80
2016-12-01	LOW	Lowe's Companies	D	-2.86	0.80	KSS	Kohl's	A	2.27	0.80
2016-12-01	OXY	Occidental Petroleum	C	-1.84	0.70	CHK	Chesapeake Energy	A	2.74	0.70
2016-12-01	PCG	Pg&e	C	-1.85	0.60	CNP	Centerpoint Energy	A	2.23	0.60
2016-12-01	PFE	Pfizer	C	-1.86	2.20	BDX	Becton Dickinson	A	2.24	2.20
2016-12-01	PNW	Pinnacle West Capital	C	-1.85	0.10	AES	Aes	A	2.22	0.10
2016-12-01	PPG	Ppg Industries	D	-2.86	0.10	FCX	Freeport-mcmoran Level 3	A	2.67	0.10
2016-12-01	T	At&t	C	-1.85	0.70	LVL	Communications	A	2.20	0.70
2016-12-01	SWN	Southwestern Energy	C	-1.87	0.00	WMB	Williams Companies	A	2.45	0.00
2016-12-01	TOL	Toll Brothers	C	-1.85	0.10	PVH	Pvh	A	2.27	0.10
2016-12-01	WHR	Whirlpool	C	-1.86	0.10	HAS	Hasbro	A	2.26	0.10
2016-12-01	VRTX	Vertex Pharmaceuticals	D	-2.87	0.60	DGX	Quest Diagnostics	A	2.24	0.60
2016-12-01	COG	Cabot Oil & Gas	C	-1.86	0.00	DVN	Devon Energy	A	2.43	0.00
2016-12-01	GILD	Gilead Sciences	D	-2.88	0.20	COO	Cooper Companies	A	2.22	0.20

Date	Ticker	Name	R	SM	W (%)	Ticker	Name	R	SM	W (%)
2016-12-01	KIM	Kimco Realty	C	-1.87	0.20	LNC	Lincoln National	A	2.36	0.20
2016-12-01	BMRN	Biomarin Pharmaceutical	D	-2.86	0.30	BAX	Baxter International	A	2.22	0.30
2016-12-01	EIX	Edison International	C	-1.85	0.60	EXC	Exelon	A	2.21	0.60
2016-12-01	BMJ	Bristol-myers Squibb	D	-2.88	0.80	SYK	Stryker	A	2.21	0.80
2016-12-01	DHI	D.r. Horton	D	-2.87	0.30	LUK	Leucadia National	A	2.26	0.30
2016-12-01	COST	Costco Wholesale	D	-2.85	0.40	BBY	Best Buy	A	2.26	0.40
2016-12-01	ACT	Actavis	D	-2.88	1.00	ISRG	Intuitive Surgical	A	2.21	1.00
2016-12-01	ALXN	Alexion Pharmaceuticals	D	-2.87	0.30	ZTS	Zoetis	A	2.21	0.30
2016-12-01	PM	Philip Morris International	C	-1.86	0.10	MAT	Mattel	A	2.26	0.10
2016-12-01	FOXA	Twenty-first Century Fox	D	-2.85	0.40	JWN	Nordstrom	A	2.26	0.40
2016-12-01	FOX	Twenty-first Century Fox	D	-2.85	0.10	PCLN	The Priceline	A	2.25	0.10
2016-12-01	KHC	The Kraft Heinz	C	-1.85	0.00	TSN	Tyson Foods	A	2.25	0.00
2017-01-02	ABT	Abbott Laboratories	D	-2.86	0.30	EW	Edwards Lifesciences	A	2.49	0.30
2017-01-02	NEE	Nextera Energy	C	-1.85	0.60	OKE	Oneok	A	2.51	0.60
2017-01-02	KMB	Kimberly-clark	D	-2.86	0.20	ATVI	Activision Blizzard	A	2.57	0.20
2017-01-02	KR	Kroger	D	-2.87	0.80	ULTA	Ulta Beauty	A	2.50	0.80
2017-01-02	LLY	Eli Lilly	D	-2.85	1.10	STJ	St Jude Medical Inc	A	2.27	1.10
2017-01-02	OXY	Occidental Petroleum	C	-1.84	0.70	CHK	Chesapeake Energy	A	2.74	0.70
2017-01-02	PCG	Pg&e	C	-1.85	0.60	SCG	Scana	A	2.25	0.60
2017-01-02	PFE	Pfizer	C	-1.85	2.20	DGX	Quest Diagnostics	A	2.25	2.20
2017-01-02	PNW	Pinnacle West Capital	C	-1.84	0.10	AWK	American Water Works	A	2.25	0.10
2017-01-02	PPG	Ppg Industries	D	-2.86	0.00	FCX	Freeport-mcmoran	A	2.59	0.00
2017-01-02	SWN	Southwestern Energy	C	-1.88	0.00	WMB	Williams Companies	A	2.47	0.00
2017-01-02	VRTX	Vertex Pharmaceuticals	D	-2.88	0.60	COO	Cooper Companies	A	2.24	0.60
2017-01-02	COG	Cabot Oil & Gas	C	-1.85	0.10	DVN	Devon Energy	A	2.41	0.10
2017-01-02	GILD	Gilead Sciences	D	-2.88	0.20	SYK	Stryker	A	2.23	0.20
2017-01-02	KIM	Kimco Realty	D	-2.87	0.20	CMA	Comerica	A	2.37	0.20
2017-01-02	BMRN	Biomarin Pharmaceutical	D	-2.86	0.30	ZTS	Zoetis	A	2.22	0.30
2017-01-02	EIX	Edison International	C	-1.85	0.60	CNP	Centerpoint Energy	A	2.24	0.60
2017-01-02	BMJ	Bristol-myers Squibb	D	-2.87	1.00	BAX	Baxter International	A	2.22	1.00
2017-01-02	DHI	D.r. Horton	D	-2.87	0.10	TSN	Tyson Foods	A	2.27	0.10
2017-01-02	ILMN	Illumina	D	-2.89	0.20	ISRG	Intuitive Surgical	A	2.21	0.20
2017-01-02	ACT	Actavis	D	-2.86	1.00	LH	Laboratory Corp Of America	A	2.21	1.00
2017-01-02	PM	Philip Morris International	C	-1.85	0.10	LUK	Leucadia National	A	2.27	0.10
2017-01-02	WDAY	Workday	C	-1.88	0.30	MU	Micron Technology	A	2.38	0.30
2017-01-02	KHC	The Kraft Heinz	C	-1.84	0.30	ADM	Archer Daniels Midland	A	2.25	0.30
2017-02-01	AMB	Prologis	C	-1.85	0.20	LNC	Lincoln National	A	2.37	0.20
2017-02-01	AYI	Acuity Brands	C	-1.87	0.00	URI	United Rentals	A	2.50	0.00
2017-02-01	NEE	Nextera Energy	C	-1.84	0.60	OKE	Oneok	A	2.48	0.60
2017-02-01	KR	Kroger	D	-2.87	0.70	ULTA	Ulta Beauty	A	2.53	0.70
2017-02-01	LLY	Eli Lilly	D	-2.83	1.10	EW	Edwards Lifesciences	A	2.51	1.10
2017-02-01	OXY	Occidental Petroleum	C	-1.85	0.60	CHK	Chesapeake Energy	A	2.67	0.60
2017-02-01	PCG	Pg&e	C	-1.84	0.60	NRG	Nrg Energy	A	2.28	0.60
2017-02-01	PFE	Pfizer	C	-1.86	2.10	IDXX	Idexx Laboratories	A	2.30	2.10
2017-02-01	SWN	Southwestern Energy	C	-1.90	0.00	WMB	Williams Companies	A	2.42	0.00
2017-02-01	BIIB	Biogen	C	-1.86	0.70	COO	Cooper Companies	A	2.26	0.70
2017-02-01	COG	Cabot Oil & Gas	C	-1.87	0.00	DVN	Devon Energy	A	2.41	0.00
2017-02-01	GILD	Gilead Sciences	D	-2.88	0.10	DGX	Quest Diagnostics	A	2.25	0.10
2017-02-01	KIM	Kimco Realty	D	-2.87	0.10	CMA	Comerica	A	2.37	0.10
2017-02-01	BMRN	Biomarin Pharmaceutical	D	-2.85	0.30	BAX	Baxter International	A	2.24	0.30
2017-02-01	EIX	Edison International	C	-1.85	0.50	CNP	Centerpoint Energy	A	2.26	0.50

Date	Ticker	Name	R	SM	W (%)	Ticker	Name	R	SM	W (%)
2017-02-01	BMJ	Bristol-myers Squibb	D	-2.89	0.80	SYK	Stryker	A	2.23	0.80
2017-02-01	ILMN	Illumina	D	-2.86	0.30	ISRG	Intuitive Surgical	A	2.23	0.30
2017-02-01	ACT	Actavis	D	-2.85	0.90	ZTS	Zoetis	A	2.23	0.90
2017-02-01	PM	Philip Morris International	D	-2.85	0.10	ATVI	Activision Blizzard	A	2.64	0.10
2017-02-01	WDAY	Workday	C	-1.85	0.30	MU	Micron Technology	A	2.43	0.30
2017-02-01	TRIP	Tripadvisor	D	-2.88	0.10	AAL	American Airlines	A	2.29	0.10
2017-02-01	KHC	The Kraft Heinz	C	-1.84	0.30	LUK	Leucadia National	A	2.28	0.30
2017-03-01	APA	Apache	C	-1.87	0.30	WMB	Williams Companies	A	2.43	0.30
2017-03-01	EGN	Energen	C	-1.85	0.10	DVN	Devon Energy	A	2.40	0.10
2017-03-01	KR	Kroger	D	-2.87	0.30	ULTA	Ulta Beauty	A	2.54	0.30
2017-03-01	OXY	Occidental Petroleum	D	-2.85	0.80	HAL	Halliburton	A	2.32	0.80
2017-03-01	VMC	Vulcan Materials Co	C	-1.85	0.40	URI	United Rentals	A	2.51	0.40
2017-03-01	BIIB	Biogen	C	-1.84	0.80	IDXX	Idexx Laboratories	A	2.36	0.80
2017-03-01	COG	Cabot Oil & Gas	C	-1.84	0.20	KMI	Kinder Morgan	A	2.30	0.20
2017-03-01	FD	Macy's	D	-2.88	0.20	AAL	American Airlines	A	2.31	0.20
2017-03-01	NKE	Nike	D	-2.86	0.40	ATVI	Activision Blizzard	A	2.74	0.40
2017-03-01	GILD	Gilead Sciences	D	-2.89	0.10	COO	Cooper Companies	A	2.28	0.10
2017-03-01	KIM	Kimco Realty	D	-2.88	0.10	CMA	Comerica	A	2.40	0.10
2017-03-01	TRIP	Tripadvisor	D	-2.90	0.00					
2017-03-01	PE	Parsley Energy	C	-1.86	0.10	BHI	Baker Hughes	A	2.27	0.10
2017-04-03	APA	Apache	C	-1.87	0.20	WMB	Williams Companies	A	2.45	0.20
2017-04-03	APC	Anadarko Petroleum	C	-1.86	0.70	KMI	Kinder Morgan	A	2.30	0.70
2017-04-03	EGN	Energen	C	-1.85	0.10	HAL	Halliburton	A	2.29	0.10
2017-04-03	EQT	Eqst	D	-2.86	0.40	COP	Conocophillips	A	2.26	0.40
2017-04-03	GE	General Electric	D	-2.85	2.30	URI	United Rentals	A	2.48	2.30
2017-04-03	KR	Kroger	D	-2.89	0.30	ULTA	Ulta Beauty	A	2.55	0.30
2017-04-03	OXY	Occidental Petroleum	D	-2.86	0.80	BHI	Baker Hughes	A	2.26	0.80
2017-04-03	TYC	Tyco International	C	-1.85	0.00	MTD	Mettler Toledo International	A	2.36	0.00
2017-04-03	VMC	Vulcan Materials Co	C	-1.85	0.50	CSX	Csx	A	2.35	0.50
2017-04-03	COG	Cabot Oil & Gas	D	-2.83	0.20	MPC	Marathon Petroleum	A	2.23	0.20
2017-04-03	FD	Macy's	D	-2.89	0.20	PCLN	The Priceline	A	2.30	0.20
2017-04-03	GILD	Gilead Sciences	D	-2.89	0.00	IDXX	Idexx Laboratories	A	2.38	0.00
2017-04-03	KIM	Kimco Realty	D	-2.89	0.10	CMA	Comerica	A	2.37	0.10
2017-04-03	SBUX	Starbucks	C	-1.84	0.90	NFLX	Netflix	A	2.29	0.90
2017-04-03	BMJ	Bristol-myers Squibb	D	-2.85	0.70	COO	Cooper Companies	A	2.27	0.70
2017-04-03	EL	Estee Lauder Companies	D	-2.86	0.10	ATVI	Activision Blizzard	A	2.78	0.10
2017-04-03	ALXN	Alexion Pharmaceuticals	D	-2.85	0.20	DGX	Quest Diagnostics	A	2.27	0.20
2017-04-03	PE	Parsley Energy	C	-1.86	0.10	VLO	Valero Energy	A	2.23	0.10
2017-05-01	AIG	American International	C	-1.85	0.70	CMA	Comerica	A	2.38	0.70
2017-05-01	APA	Apache	D	-2.88	0.20	WMB	Williams Companies	A	2.46	0.20
2017-05-01	APC	Anadarko Petroleum	C	-1.87	0.60	HAL	Halliburton	A	2.27	0.60
2017-05-01	MOS	The Mosaic	C	-1.87	0.10	FCX	Freeport-mcmoran	A	2.56	0.10
2017-05-01	ORLY	O'reilly Automotive	D	-2.86	0.20	ULTA	Ulta Beauty	A	2.55	0.20
2017-05-01	EGN	Energen	C	-1.86	0.00	BHI	Baker Hughes	A	2.26	0.00
2017-05-01	EQT	Eqst	D	-2.87	0.40	MPC	Marathon Petroleum	A	2.24	0.40
2017-05-01	GE	General Electric	D	-2.85	2.20	URI	United Rentals	A	2.42	2.20
2017-05-01	KR	Kroger	D	-2.89	0.30	PCLN	The Priceline	A	2.32	0.30
2017-05-01	OXY	Occidental Petroleum	D	-2.86	0.70	MRO	Marathon Oil	A	2.19	0.70
2017-05-01	SNA	Snap-on	C	-1.85	0.00	ATVI	Activision Blizzard	A	2.83	0.00
2017-05-01	TYC	Tyco International	C	-1.85	0.00	CSX	Csx	A	2.39	0.00
2017-05-01	VMC	Vulcan Materials Co	C	-1.85	0.60	MTD	Mettler Toledo International	A	2.38	0.60
2017-05-01	FD	Macy's	D	-2.89	0.20	NFLX	Netflix	A	2.30	0.20
2017-05-01	KIM	Kimco Realty	D	-2.89	0.10	ZION	Zions Bancorp	A	2.34	0.10
2017-05-01	BMJ	Bristol-myers Squibb	D	-2.84	0.70	IDXX	Idexx Laboratories	A	2.41	0.70

Date	Ticker	Name	R	SM	W (%)	Ticker	Name	R	SM	W (%)
2017-05-01	ALXN	Alexion Pharmaceuticals	D	-2.84	0.30	DGX	Quest Diagnostics	A	2.29	0.30
2017-05-01	VZ	Verizon Communications	D	-2.86	0.50	LVL	Level 3 Communications	A	2.22	0.50
2017-05-01	GM	General Motors	C	-1.85	0.60	RAI	Reynolds American	A	2.54	0.60
2017-05-01	PSX	Phillips 66	D	-2.85	0.10	TSO	Tesoro	A	2.19	0.10
2017-05-01	PE	Parsley Energy	C	-1.87	0.10	NOV	National Oilwell Varco	A	2.18	0.10
2017-06-01	AIG	American International	C	-1.84	0.80	CMA	Comerica	A	2.37	0.80
2017-06-01	VLO	Valero Energy	C	-1.85	0.00	WMB	Williams Companies	A	2.43	0.00
2017-06-01	APA	Apache	D	-2.88	0.30	MPC	Marathon Petroleum	A	2.25	0.30
2017-06-01	APC	Anadarko Petroleum	C	-1.88	0.60	BHI	Baker Hughes	A	2.24	0.60
2017-06-01	CELG	Celgene	C	-1.85	0.50	IDXX	Idexx Laboratories	A	2.42	0.50
2017-06-01	MOS	The Mosaic	D	-2.89	0.10	FCX	Freeport-mcmoran	A	2.51	0.10
2017-06-01	COF	Capital One Financial	C	-1.86	0.40	ZION	Zions Bancorp	A	2.34	0.40
2017-06-01	ORLY	O'reilly Automotive	D	-2.86	0.30	ULTA	Ulta Beauty	A	2.60	0.30
2017-06-01	EQT	Eq	D	-2.87	0.30	COG	Cabot Oil & Gas	A	2.17	0.30
2017-06-01	GE	General Electric	D	-2.86	1.90	MTD	Mettler Toledo International	A	2.44	1.90
2017-06-01	IBM	IBM	C	-1.86	0.10	AMD	Advanced Micro Devices	A	3.00	0.10
2017-06-01	KR	Kroger	D	-2.88	0.30	BBY	Best Buy	A	2.34	0.30
2017-06-01	F	Ford Motor	D	-2.85	0.20	ATVI	Activision Blizzard	A	2.94	0.20
2017-06-01	OXY	Occidental Petroleum	D	-2.87	0.60	MU	Micron Technology	A	2.54	0.60
2017-06-01	PCAR	Paccar	C	-1.85	0.20	URI	United Rentals	A	2.42	0.20
2017-06-01	PFE	Pfizer	C	-1.84	2.20	ISRG	Intuitive Surgical	A	2.31	2.20
2017-06-01	TAP	Molson Coors Brewing	D	-2.86	1.00	RAI	Reynolds American	A	2.56	1.00
2017-06-01	T	At&t	C	-1.85	0.60	LVL	Level 3 Communications	A	2.23	0.60
2017-06-01	VNO	Vornado Realty Trust	C	-1.86	0.10	EQIX	Equinix Inc	A	2.34	0.10
2017-06-01	WAG	Walgreens Boots Alliance	C	-1.84	0.40	PCLN	The Priceline	A	2.32	0.40
2017-06-01	WFC	Wells Fargo	C	-1.85	0.90	CFG	Citizens Financial	A	2.31	0.90
2017-06-01	PXD	Pioneer Natural Resources	C	-1.86	1.20	AMAT	Applied Materials	A	2.53	1.20
2017-06-01	EOG	Eog Resources	C	-1.86	1.70	ALB	Albemarle	A	2.45	1.70
2017-06-01	BIIB	Biogen	C	-1.85	0.40	COO	Cooper Companies	A	2.30	0.40
2017-06-01	FD	Macy's	D	-2.91	0.20					
2017-06-01	NKE	Nike	C	-1.85	0.50	HAS	Hasbro	A	2.33	0.50
2017-06-01	AZO	Autozone	D	-2.87	0.20	AAL	American Airlines	A	2.32	0.20
2017-06-01	ALXN	Alexion Pharmaceuticals	D	-2.88	0.00	DGX	Quest Diagnostics	A	2.30	0.00
2017-06-01	VZ	Verizon Communications	D	-2.86	0.40	OKE	Oneok	A	2.44	0.40
2017-06-01	GM	General Motors	C	-1.85	0.30	EA	Electronic Arts	A	2.31	0.30
2017-06-01	PSX	Phillips 66	D	-2.86	0.10	LRCX	Lam Research	A	2.42	0.10
2017-06-01	FANG	Diamondback Energy	C	-1.86	0.50	CSX	Csx	A	2.41	0.50
2017-06-01	PE	Parsley Energy	C	-1.87	0.10	ADSK	Autodesk	A	2.39	0.10
2017-07-03	APA	Apache	D	-2.88	0.30	WMB	Williams Companies	A	2.46	0.30
2017-07-03	APC	Anadarko Petroleum	D	-2.89	0.20	MPC	Marathon Petroleum	A	2.25	0.20
2017-07-03	MOS	The Mosaic	D	-2.88	0.10	FCX	Freeport-mcmoran	A	2.54	0.10
2017-07-03	COF	Capital One Financial	C	-1.86	0.40	CMA	Comerica	A	2.40	0.40
2017-07-03	ORLY	O'reilly Automotive	D	-2.87	0.40	ULTA	Ulta Beauty	A	2.55	0.40
2017-07-03	EQT	Eq	D	-2.87	0.30	TSO	Tesoro	A	2.19	0.30
2017-07-03	GE	General Electric	D	-2.86	1.90	MTD	Mettler Toledo International	A	2.44	1.90
2017-07-03	IBM	IBM	D	-2.86	0.20	AMD	Advanced Micro Devices	A	3.00	0.20
2017-07-03	KR	Kroger	D	-2.91	0.30					
2017-07-03	PSA	Public Storage	D	-2.85	0.10	ZION	Zions Bancorp	A	2.37	0.10

Date	Ticker	Name	R	SM	W (%)	Ticker	Name	R	SM	W (%)
2017-07-03	F	Ford Motor	D	-2.85	0.20	ATVI	Activision Blizzard	A	2.89	0.20
2017-07-03	OXY	Occidental Petroleum	D	-2.86	0.70	COG	Cabot Oil & Gas	A	2.19	0.70
2017-07-03	PCAR	Paccar	C	-1.84	0.20	URI	United Rentals	A	2.44	0.20
2017-07-03	PFE	Pfizer	C	-1.84	2.40	ALGN	Align Technology	A	2.42	2.40
2017-07-03	TAP	Molson Coors Brewing	D	-2.87	0.90	RAI	Reynolds American	A	2.54	0.90
2017-07-03	T	At&t	D	-2.85	0.50	LVL	Level 3 Communications	A	2.22	0.50
2017-07-03	VNO	Vornado Realty Trust	D	-2.86	0.10	CFG	Citizens Financial	A	2.33	0.10
2017-07-03	WAG	Walgreens Boots Alliance	C	-1.85	0.50	BBY	Best Buy	A	2.34	0.50
2017-07-03	WFC	Wells Fargo	C	-1.84	1.10	EQIX	Equinix Inc	A	2.32	1.10
2017-07-03	PXD	Pioneer Natural Resources	C	-1.86	1.30	MU	Micron Technology	A	2.51	1.30
2017-07-03	EOG	Eog Resources	C	-1.86	1.80	AMAT	Applied Materials	A	2.48	1.80
2017-07-03	BIIB	Biogen	C	-1.84	0.30	IDXX	Idexx Laboratories	A	2.39	0.30
2017-07-03	AZO	Autozone	D	-2.88	0.20	AAL	American Airlines	A	2.33	0.20
2017-07-03	GILD	Gilead Sciences	D	-2.88	0.10	COO	Cooper Companies	A	2.33	0.10
2017-07-03	VZ	Verizon Communications	D	-2.86	0.40	CTL	Centurylink	A	2.18	0.40
2017-07-03	CVX	Chevron	C	-1.85	0.30	OKE	Oneok	A	2.46	0.30
2017-07-03	GM	General Motors	C	-1.85	0.20	HAS	Hasbro	A	2.35	0.20
2017-07-03	FANG	Diamondback Energy	C	-1.87	0.60	ALB	Albemarle	A	2.42	0.60
2017-07-03	FOX	Twenty-first Century Fox	C	-1.85	0.10	PCLN	The Priceline	A	2.32	0.10
2017-07-03	PE	Parsley Energy	D	-2.88	0.10	CSX	Csx	A	2.41	0.10
2017-08-01	APA	Apache	D	-2.88	0.30	WMB	Williams Companies	A	2.47	0.30
2017-08-01	APC	Anadarko Petroleum	D	-2.90	0.10	MPC	Marathon Petroleum	A	2.27	0.10
2017-08-01	MOS	The Mosaic	D	-2.89	0.10	FCX	Freeport-mcmoran	A	2.65	0.10
2017-08-01	ORLY	O'reilly Automotive	D	-2.88	0.40	ULTA	Ulta Beauty	A	2.50	0.40
2017-08-01	GE	General Electric	D	-2.87	1.50	URI	United Rentals	A	2.45	1.50
2017-08-01	IBM	IBM	D	-2.87	0.20	AMAT	Applied Materials	A	2.51	0.20
2017-08-01	KR	Kroger	D	-2.90	0.20					
2017-08-01	PSA	Public Storage	D	-2.85	0.10	CMA	Comerica	A	2.39	0.10
2017-08-01	OXY	Occidental Petroleum	D	-2.86	0.80	TSO	Tesoro	A	2.20	0.80
2017-08-01	PFE	Pfizer	C	-1.84	2.30	ALGN	Align Technology	A	2.48	2.30
2017-08-01	TAP	Molson Coors Brewing	D	-2.87	0.80	ATVI	Activision Blizzard	A	2.98	0.80
2017-08-01	DLTR	Dollar Tree	D	-2.85	0.10	NFLX	Netflix	A	2.36	0.10
2017-08-01	T	At&t	D	-2.85	0.50	LVL	Level 3 Communications	A	2.22	0.50
2017-08-01	TJX	Tjx Companies	D	-2.86	1.00	PCLN	The Priceline	A	2.35	1.00
2017-08-01	VNO	Vornado Realty Trust	D	-2.85	0.10	ZION	Zions Bancorp	A	2.38	0.10
2017-08-01	WAG	Walgreens Boots Alliance	D	-2.84	0.50	BBY	Best Buy	A	2.34	0.50
2017-08-01	WFC	Wells Fargo	C	-1.85	1.10	EQIX	Equinix Inc	A	2.35	1.10
2017-08-01	PXD	Pioneer Natural Resources	D	-2.86	1.30	COG	Cabot Oil & Gas	A	2.19	1.30
2017-08-01	EOG	Eog Resources	C	-1.85	1.80	VLO	Valero Energy	A	2.19	1.80
2017-08-01	AZO	Autozone	D	-2.89	0.20	AAL	American Airlines	A	2.34	0.20
2017-08-01	FANG	Diamondback Energy	C	-1.86	0.60	OKE	Oneok	A	2.50	0.60
2017-08-01	FOX	Twenty-first Century Fox	C	-1.85	0.10	MGM	Mgm Resorts International	A	2.30	0.10
2017-08-01	PE	Parsley Energy	D	-2.87	0.10	MU	Micron Technology	A	2.49	0.10
2017-09-01	ADI	Analog Devices	C	-1.84	1.10	MU	Micron Technology	A	2.57	1.10
2017-09-01	APC	Anadarko Petroleum	D	-2.90	0.10					
2017-09-01	MOS	The Mosaic	D	-2.90	0.10					
2017-09-01	MLM	Martin Marietta Materials	C	-1.85	0.10	URI	United Rentals	A	2.46	0.10
2017-09-01	ORLY	O'reilly Automotive	D	-2.89	0.40	ULTA	Ulta Beauty	A	2.43	0.40
2017-09-01	GE	General Electric	D	-2.87	1.50	MTD	Mettler Toledo International	A	2.45	1.50
2017-09-01	IBM	IBM	D	-2.87	0.60	AMAT	Applied Materials	A	2.52	0.60
2017-09-01	KR	Kroger	D	-2.91	0.20					

Date	Ticker	Name	R	SM	W (%)	Ticker	Name	R	SM	W (%)
2017-09-01	PSA	Public Storage	D	-2.85	0.10	LNC	Lincoln National	A	2.37	0.10
2017-09-01	MYL	Mylan	D	-2.88	0.00	ALGN	Align Technology	A	2.50	0.00
2017-09-01	OXY	Occidental Petroleum	D	-2.87	0.80	WMB	Williams Companies	A	2.45	0.80
2017-09-01	CB	Chubb	C	-1.84	0.90	CMA	Comerica	A	2.37	0.90
2017-09-01	TAP	Molson Coors Brewing	D	-2.87	0.80	ATVI	Activision Blizzard	A	3.00	0.80
2017-09-01	T	At&t	D	-2.85	0.40	LVL	Level 3 Communications	A	2.20	0.40
2017-09-01	SNA	Snap-on	D	-2.87	0.10	EA	Electronic Arts	A	2.32	0.10
2017-09-01	TJX	Tjx Companies	D	-2.85	1.10	NFLX	Netflix	A	2.34	1.10
2017-09-01	VNO	Vornado Realty Trust	D	-2.86	0.10	ZION	Zions Bancorp	A	2.37	0.10
2017-09-01	WAG	Walgreens Boots Alliance	D	-2.84	0.50	PCLN	The Priceline	A	2.32	0.50
2017-09-01	WFC	Wells Fargo	C	-1.86	0.90	EQIX	Equinix Inc	A	2.36	0.90
2017-09-01	PXD	Pioneer Natural Resources	D	-2.89	1.30	MPC	Marathon Petroleum	A	2.25	1.30
2017-09-01	EOG	Eog Resources	D	-2.87	1.60	TSO	Tesoro	A	2.21	1.60
2017-09-01	AZO	Autozone	D	-2.89	0.40	BBY	Best Buy	A	2.31	0.40
2017-09-01	COST	Costco Wholesale	C	-1.86	0.40	MGM	Mgm Resorts International	A	2.31	0.40
2017-09-01	UAL	United Continental	C	-1.87	0.60	AAL	American Airlines	A	2.30	0.60
2017-09-01	CXO	Concho Resources	D	-2.87	0.80	COG	Cabot Oil & Gas	A	2.20	0.80
2017-09-01	FANG	Diamondback Energy	D	-2.86	0.60	VLO	Valero Energy	A	2.19	0.60
2017-09-01	HDS	Hd Supply	D	-2.88	0.10	PKG	Packaging Corp Of America	A	2.42	0.10
2017-09-01	FOXA	Twenty-first Century Fox	C	-1.86	0.40	MAR	Marriott International	A	2.28	0.40
2017-09-01	FOX	Twenty-first Century Fox	C	-1.86	0.10	TWX	Time Warner	A	2.28	0.10
2017-09-01	KHC	The Kraft Heinz	D	-2.86	0.10	BWA	Borgwarner	A	2.28	0.10
2017-09-01	RSP	Rsp Permian	D	-2.89	0.10	FCX	Freeport-mcmoran	A	2.67	0.10
2017-09-01	PE	Parsley Energy	D	-2.89	0.10	OKE	Oneok	A	2.48	0.10
2017-10-02	APC	Anadarko Petroleum	D	-2.89	0.10	WMB	Williams Companies	A	2.45	0.10
2017-10-02	MOS	The Mosaic	D	-2.89	0.10	FCX	Freeport-mcmoran	A	2.64	0.10
2017-10-02	MLM	Martin Marietta Materials	C	-1.86	0.10	URI	United Rentals	A	2.54	0.10
2017-10-02	ORLY	O'reilly Automotive	D	-2.87	0.40	NFLX	Netflix	A	2.35	0.40
2017-10-02	GE	General Electric	D	-2.87	1.10	MTD	Mettler Toledo International	A	2.47	1.10
2017-10-02	IBM	IBM	D	-2.87	0.90	AMD	Advanced Micro Devices	A	3.00	0.90
2017-10-02	AVB	Avalonbay Communities	C	-1.85	0.10	CMA	Comerica	A	2.41	0.10
2017-10-02	KR	Kroger	D	-2.92	0.20					
2017-10-02	MYL	Mylan	D	-2.88	0.10	ALGN	Align Technology	A	2.53	0.10
2017-10-02	OXY	Occidental Petroleum	D	-2.86	0.80	MPC	Marathon Petroleum	A	2.26	0.80
2017-10-02	BXP	Boston Properties	D	-2.85	0.00	LNC	Lincoln National	A	2.40	0.00
2017-10-02	TAP	Molson Coors Brewing	D	-2.88	0.60	ATVI	Activision Blizzard	A	3.00	0.60
2017-10-02	SNA	Snap-on	D	-2.86	0.00	STZ	Constellation Brands	A	2.40	0.00
2017-10-02	TJX	Tjx Companies	D	-2.85	1.00	BBY	Best Buy	A	2.33	1.00
2017-10-02	VMC	Vulcan Materials Co	C	-1.85	0.40	PKG	Packaging Corp Of America	A	2.43	0.40
2017-10-02	VNO	Vornado Realty Trust	D	-2.86	0.20	ZION	Zions Bancorp	A	2.40	0.20
2017-10-02	WAG	Walgreens Boots Alliance	D	-2.85	0.40	PCLN	The Priceline	A	2.32	0.40
2017-10-02	WFC	Wells Fargo	C	-1.85	0.90	UNM	Unum	A	2.34	0.90
2017-10-02	PXD	Pioneer Natural Resources	D	-2.87	1.40	VLO	Valero Energy	A	2.21	1.40
2017-10-02	AZO	Autozone	D	-2.88	0.50	AAL	American Airlines	A	2.31	0.50
2017-10-02	EIX	Edison International	C	-1.84	0.20	OKE	Oneok	A	2.49	0.20
2017-10-02	COST	Costco Wholesale	C	-1.85	0.50	KMX	Carmax	A	2.30	0.50
2017-10-02	UAL	United Continental	C	-1.88	0.40	MAR	Marriott International	A	2.30	0.40
2017-10-02	ABC	Amerisourcebergen	C	-1.86	0.20	TWX	Time Warner	A	2.29	0.20

Date	Ticker	Name	R	SM	W (%)	Ticker	Name	R	SM	W (%)
2017-10-02	PCS	T-Mobile US Inc.	C	-1.85	0.20	MU	Micron Technology	A	2.70	0.20
2017-10-02	HDS	Hd Supply	D	-2.86	0.10	CSX	Csx	A	2.40	0.10
2017-10-02	MDLZ	Mondelez International	D	-2.85	0.90	EA	Electronic Arts	A	2.32	0.90
2017-10-02	FOXA	Twenty-first Century Fox	C	-1.86	0.40	EBAY	Ebay	A	2.28	0.40
2017-10-02	FOX	Twenty-first Century Fox	C	-1.86	0.10	MGM	Mgm Resorts International	A	2.28	0.10
2017-10-02	KHC	The Kraft Heinz	D	-2.87	0.30	BWA	Borgwarner	A	2.31	0.30
2017-10-02	RSPB	Rsp Permian	D	-2.87	0.10	TSO	Tesoro	A	2.21	0.10
2017-10-02	PE	Parsley Energy	D	-2.88	0.20	COG	Cabot Oil & Gas	A	2.20	0.20
2017-11-01	APC	Anadarko Petroleum	D	-2.89	0.20	MPC	Marathon Petroleum	A	2.29	0.20
2017-11-01	CM-CSA	Comcast	C	-1.86	0.50	NFLX	Netflix	A	2.39	0.50
2017-11-01	MOS	The Mosaic	D	-2.89	0.00	FCX	Freeport-mcmoran	A	2.64	0.00
2017-11-01	MLM	Martin Marietta Materials	D	-2.85	0.10	URI	United Rentals	A	2.55	0.10
2017-11-01	ORLY	O'reilly Automotive	D	-2.88	0.40	PCLN	The Priceline	A	2.33	0.40
2017-11-01	DIS	Walt Disney	D	-2.86	2.10	MAR	Marriott International	A	2.33	2.10
2017-11-01	GE	General Electric	D	-2.90	0.80	MTD	Mettler Toledo International	A	2.51	0.80
2017-11-01	IBM	IBM	D	-2.86	1.00	AMD	Advanced Micro Devices	A	3.00	1.00
2017-11-01	AVB	Avalonbay Communities	C	-1.85	0.20	CMA	Comerica	A	2.42	0.20
2017-11-01	KR	Kroger	D	-2.92	0.20					
2017-11-01	TAP	Molson Coors Brewing	D	-2.88	0.60	ATVI	Activision Blizzard	A	3.00	0.60
2017-11-01	TJX	Tjx Companies	D	-2.86	0.80	BBY	Best Buy	A	2.32	0.80
2017-11-01	VMC	Vulcan Materials Co	D	-2.85	0.40	PKG	Packaging Corp Of America	A	2.43	0.40
2017-11-01	VNO	Vornado Realty Trust	D	-2.86	0.20	LNC	Lincoln National	A	2.41	0.20
2017-11-01	WAG	Walgreens Boots Alliance	D	-2.86	0.30	AAL	American Airlines	A	2.32	0.30
2017-11-01	PXD	Pioneer Natural Resources	D	-2.87	1.30	TSO	Tesoro	A	2.22	1.30
2017-11-01	DISH	Dish Network	D	-2.88	0.60	KMX	Carmax	A	2.29	0.60
2017-11-01	COST	Costco Wholesale	C	-1.85	0.50	WYNN	Wynn Resorts	A	2.29	0.50
2017-11-01	PM	Philip Morris International	C	-1.86	1.50	STZ	Constellation Brands	A	2.44	1.50
2017-11-01	UAL	United Continental	D	-2.88	0.10	MGM	Mgm Resorts International	A	2.28	0.10
2017-11-01	ABC	Amerisourcebergen	C	-1.87	0.10	WYN	Wyndham Worldwide	A	2.28	0.10
2017-11-01	PCS	T-Mobile US Inc.	C	-1.85	0.30	T	At&t	B	1.16	0.30
2017-11-01	HDS	Hd Supply	D	-2.87	0.00	BA	Boeing	A	2.40	0.00
2017-11-01	MDLZ	Mondelez International	D	-2.85	0.90	PHM	Pultegroup	A	2.33	0.90
2017-11-01	FOXA	Twenty-first Century Fox	D	-2.87	0.30	EBAY	Ebay	A	2.28	0.30
2017-11-01	FOX	Twenty-first Century Fox	D	-2.87	0.10	TWX	Time Warner	A	2.27	0.10
2017-11-01	KHC	The Kraft Heinz	D	-2.87	0.30	BWA	Borgwarner	A	2.32	0.30
2017-11-01	RSPB	Rsp Permian	D	-2.87	0.20	VLO	Valero Energy	A	2.22	0.20
2017-11-01	PE	Parsley Energy	D	-2.88	0.20	COG	Cabot Oil & Gas	A	2.21	0.20
2017-12-01	APC	Anadarko Petroleum	D	-2.89	0.10	MPC	Marathon Petroleum	A	2.30	0.10
2017-12-01	CM-CSA	Comcast	C	-1.85	0.60	NFLX	Netflix	A	2.36	0.60
2017-12-01	MLM	Martin Marietta Materials	D	-2.86	0.10	URI	United Rentals	A	2.60	0.10
2017-12-01	ORLY	O'reilly Automotive	D	-2.86	0.40	MAR	Marriott International	A	2.35	0.40
2017-12-01	DIS	Walt Disney	D	-2.85	2.20	BBY	Best Buy	A	2.34	2.20
2017-12-01	EQT	Eqt	C	-1.85	0.20	MRO	Marathon Oil	A	2.23	0.20
2017-12-01	GE	General Electric	D	-2.91	0.70					
2017-12-01	IBM	IBM	D	-2.86	1.20	AMD	Advanced Micro Devices	A	3.00	1.20
2017-12-01	AVB	Avalonbay Communities	C	-1.85	0.20	CMA	Comerica	A	2.45	0.20
2017-12-01	INCY	Incyte	D	-2.89	0.20	ALGN	Align Technology	A	2.72	0.20

Date	Ticker	Name	R	SM	W (%)	Ticker	Name	R	SM	W (%)
2017-12-01	MRK	Merck & Co	D	-2.86	0.70	ISRG	Intuitive Surgical	A	2.40	0.70
2017-12-01	PCG	Pg&e	C	-1.87	0.20	NRG	Nrg Energy	A	2.47	0.20
2017-12-01	TAP	Molson Coors Brewing	D	-2.88	0.60	ATVI	Activision Blizzard	A	2.98	0.60
2017-12-01	VMC	Vulcan Materials Co	D	-2.85	0.40	MTD	Mettler Toledo International	A	2.47	0.40
2017-12-01	WAG	Walgreens Boots Alliance	D	-2.86	0.30	AAL	American Airlines	A	2.32	0.30
2017-12-01	DISH	Dish Network	D	-2.87	0.60	RCL	Royal Caribbean Cruises	A	2.32	0.60
2017-12-01	GILD	Gilead Sciences	C	-1.85	0.00	IDXX	Idexx Laboratories	A	2.38	0.00
2017-12-01	ACT	Actavis	D	-2.89	0.50	ANTM	Anthem	A	2.33	0.50
2017-12-01	PM	Philip Morris International	C	-1.86	1.30	STZ	Constellation Brands	A	2.44	1.30
2017-12-01	UAL	United Continental	D	-2.87	0.10	MGM	Mgm Resorts International	A	2.31	0.10
2017-12-01	PCS	T-Mobile US Inc.	C	-1.85	0.50	T	At&t	B	1.17	0.50
2017-12-01	EXPE	Expedia	C	-1.87	0.10	WYNN	Wynn Resorts	A	2.31	0.10
2017-12-01	CHTR	Charter Communications	C	-1.86	0.60	YUM	Yum Brands	A	2.31	0.60
2017-12-01	HDS	Hd Supply	D	-2.86	0.00	PKG	Packaging Corp Of America	A	2.43	0.00
2017-12-01	MDLZ	Mondelez International	D	-2.85	0.90	PHM	Pultegroup	A	2.37	0.90
2017-12-01	KHC	The Kraft Heinz	D	-2.86	0.30	BWA	Borgwarner	A	2.33	0.30
2017-12-01	RSPP	Rsp Permian	D	-2.86	0.20	VLO	Valero Energy	A	2.23	0.20
2017-12-01	PE	Parsley Energy	D	-2.88	0.30	DVN	Devon Energy	A	2.22	0.30
2018-01-01	CELG	Celgene	D	-2.88	0.20	ALGN	Align Technology	A	2.63	0.20
2018-01-01	CM-CSA	Comcast	C	-1.84	0.50	BBY	Best Buy	A	2.39	0.50
2018-01-01	CVS	Cvs Health	D	-2.85	0.70	NFLX	Netflix	A	2.37	0.70
2018-01-01	MLM	Martin Marietta Materials	D	-2.85	0.00	URI	United Rentals	A	2.66	0.00
2018-01-01	EQT	Eq	C	-1.86	0.20	MPC	Marathon Petroleum	A	2.31	0.20
2018-01-01	GE	General Electric	D	-2.91	0.60	CMA	Comerica	A	2.47	0.20
2018-01-01	AVB	Avalonbay Communities	C	-1.85	0.20	IDXX	Idexx Laboratories	A	2.39	0.20
2018-01-01	INCY	Incyte	D	-2.90	0.20	ISRG	Intuitive Surgical	A	2.37	0.80
2018-01-01	MRK	Merck & Co	D	-2.86	0.80	NRG	Nrg Energy	A	2.48	0.20
2018-01-01	PCG	Pg&e	D	-2.90	0.20	ATVI	Activision Blizzard	A	3.00	0.60
2018-01-01	TAP	Molson Coors Brewing	D	-2.88	0.60	MTD	Mettler Toledo International	A	2.46	0.40
2018-01-01	VMC	Vulcan Materials Co	D	-2.84	0.40	MAR	Marriott International	A	2.37	0.20
2018-01-01	WAG	Walgreens Boots Alliance	D	-2.85	0.20	AAL	American Airlines	A	2.34	0.60
2018-01-01	DISH	Dish Network	D	-2.88	0.60	WYNN	Wynn Resorts	A	2.32	0.00
2018-01-01	CBS	Cbs	D	-2.86	0.00	BAX	Baxter International	A	2.32	0.00
2018-01-01	GILD	Gilead Sciences	C	-1.86	0.00	ANTM	Anthem	A	2.32	0.30
2018-01-01	ACT	Actavis	D	-2.89	0.30	STZ	Constellation Brands	A	2.46	1.30
2018-01-01	PM	Philip Morris International	C	-1.86	1.30	T	At&t	B	1.18	0.50
2018-01-01	PCS	T-Mobile US Inc.	C	-1.85	0.50	MGM	Mgm Resorts International	A	2.31	0.10
2018-01-01	EXPE	Expedia	C	-1.87	0.10	WYN	Wyndham Worldwide	A	2.30	0.50
2018-01-01	CHTR	Charter Communications	C	-1.86	0.50	PHM	Pultegroup	A	2.36	0.10
2018-01-01	KHC	The Kraft Heinz	D	-2.87	0.10	URI	United Rentals	A	2.69	0.30
2018-02-01	CCK	Crown	C	-1.84	0.30	ALGN	Align Technology	A	2.73	0.00
2018-02-01	CELG	Celgene	D	-2.89	0.00	OKE	Oneok	A	2.53	0.40
2018-02-01	CMS	Cms Energy	C	-1.85	0.40	CMA	Comerica	A	2.52	0.10
2018-02-01	RNR	Renaissancere	D	-2.86	0.10	NFLX	Netflix	A	2.52	0.90
2018-02-01	CVS	Cvs Health	D	-2.84	0.90	HP	Helmerich & Payne	A	2.29	0.20
2018-02-01	EQT	Eq	D	-2.87	0.20	ZION	Zions Bancorp	A	2.46	0.10
2018-02-01	AVB	Avalonbay Communities	D	-2.86	0.10	IDXX	Idexx Laboratories	A	2.48	0.70
2018-02-01	INCY	Incyte	D	-2.90	0.20	ATVI	Activision Blizzard	A	3.00	0.50
2018-02-01	MRK	Merck & Co	D	-2.85	0.70	RF	Regions Financial	A	2.44	0.10
2018-02-01	TAP	Molson Coors Brewing	D	-2.87	0.50					
2018-02-01	VNO	Vornado Realty Trust	D	-2.85	0.10					

Date	Ticker	Name	R	SM	W (%)	Ticker	Name	R	SM	W (%)
2018-02-01	DISH	Dish Network	D	-2.88	0.60	BBY	Best Buy	A	2.42	0.60
2018-02-01	TWX	Time Warner	D	-2.84	0.30	MAR	Marriott International	A	2.40	0.30
2018-02-01	ACT	Actavis	D	-2.88	0.30	ISRG	Intuitive Surgical	A	2.43	0.30
2018-02-01	PM	Philip Morris International	D	-2.86	1.10	STZ	Constellation Brands	A	2.45	1.10
2018-02-01	EXPE	Expedia	D	-2.87	0.10	AAL	American Airlines	A	2.36	0.10
2018-02-01	FRC	First Republic Bank	D	-2.86	0.10	ETFC	Etrade Financial	A	2.41	0.10
2018-02-01	KHC	The Kraft Heinz	D	-2.86	0.10	EA	Electronic Arts	A	2.35	0.10
2018-03-01	AIG	American International	D	-2.85	1.20	CMA	Comerica	A	2.52	1.20
2018-03-01	CCK	Crown	C	-1.87	0.30	URI	United Rentals	A	2.67	0.30
2018-03-01	CELG	Celgene	D	-2.90	0.00					
2018-03-01	CMS	Cms Energy	C	-1.86	0.10	OKE	Oneok	A	2.50	0.10
2018-03-01	RNR	Renaissancere	D	-2.86	0.10	RF	Regions Financial	A	2.43	0.10
2018-03-01	EQT	Eq	D	-2.87	0.20	HP	Helmerich & Payne	A	2.26	0.20
2018-03-01	AVB	Avalonbay Communities	D	-2.87	0.50	ETFC	Etrade Financial	A	2.39	0.50
2018-03-01	INCY	Incyte	D	-2.91	0.20					
2018-03-01	MRK	Merck & Co	D	-2.87	0.50	ALGN	Align Technology	A	2.70	0.50
2018-03-01	TAP	Molson Coors Brewing	D	-2.88	0.50	ATVI	Activision Blizzard	A	3.00	0.50
2018-03-01	VNO	Vornado Realty Trust	D	-2.86	0.10	FITB	Fifth Third Bancorp	A	2.36	0.10
2018-03-01	DISH	Dish Network	D	-2.90	0.50	NFLX	Netflix	A	2.57	0.50
2018-03-01	COG	Cabot Oil & Gas	C	-1.86	0.40	APC	Anadarko Petroleum	A	2.23	0.40
2018-03-01	TWX	Time Warner	D	-2.85	0.30	BBY	Best Buy	A	2.43	0.30
2018-03-01	ACT	Actavis	D	-2.90	0.30					
2018-03-01	MHK	Mohawk Industries	C	-1.86	0.00	STZ	Constellation Brands	A	2.44	0.00
2018-03-01	PM	Philip Morris International	D	-2.86	1.40	EA	Electronic Arts	A	2.33	1.40
2018-03-01	EXPE	Expedia	D	-2.89	0.10	MAR	Marriott International	A	2.37	0.10
2018-03-01	FRC	First Republic Bank	D	-2.85	0.10	RJF	Raymond James Financial	A	2.36	0.10
2018-03-01	KHC	The Kraft Heinz	D	-2.88	0.10	KORS	Michael Kors	A	2.32	0.10
2018-03-30	AEP	American Electric Power	D	-2.85	0.10	NRG	Nrg Energy	A	2.51	0.10
2018-03-30	AIG	American International	D	-2.86	1.20	CMA	Comerica	A	2.52	1.20
2018-03-30	CCK	Crown	D	-2.86	0.30	URI	United Rentals	A	2.66	0.30
2018-03-30	CELG	Celgene	D	-2.90	0.00	ALGN	Align Technology	A	2.71	0.00
2018-03-30	ADS	Alliance Data Systems	C	-1.87	0.40	BA	Boeing	A	2.50	0.40
2018-03-30	CMS	Cms Energy	D	-2.85	0.10	OKE	Oneok	A	2.50	0.10
2018-03-30	RNR	Renaissancere	D	-2.85	0.10	ETFC	Etrade Financial	A	2.42	0.10
2018-03-30	EQT	Eq	D	-2.88	0.20	HP	Helmerich & Payne	A	2.26	0.20
2018-03-30	AVB	Avalonbay Communities	D	-2.86	0.50	RF	Regions Financial	A	2.42	0.50
2018-03-30	LLY	Eli Lilly	D	-2.85	0.30	IDXX	Idexx Laboratories	A	2.47	0.30
2018-03-30	INCY	Incyte	D	-2.91	0.20					
2018-03-30	MRK	Merck & Co	D	-2.86	0.50	ISRG	Intuitive Surgical	A	2.41	0.50
2018-03-30	NI	Nisource	D	-2.86	0.10	AWK	American Water Works	A	2.28	0.10
2018-03-30	F	Ford Motor	D	-2.86	0.20	ATVI	Activision Blizzard	A	3.00	0.20
2018-03-30	TAP	Molson Coors Brewing	D	-2.89	0.50	STZ	Constellation Brands	A	2.46	0.50
2018-03-30	VNO	Vornado Realty Trust	D	-2.86	0.10	FITB	Fifth Third Bancorp	A	2.35	0.10
2018-03-30	DISH	Dish Network	D	-2.90	0.50					
2018-03-30	COG	Cabot Oil & Gas	C	-1.86	0.40	MRO	Marathon Oil	A	2.25	0.40
2018-03-30	BMRN	Biomarin Pharmaceutical	D	-2.86	0.10	ZTS	Zoetis	A	2.35	0.10
2018-03-30	ACT	Actavis	D	-2.89	0.40	BAX	Baxter International	A	2.32	0.40
2018-03-30	MHK	Mohawk Industries	C	-1.86	0.00	EL	Estee Lauder Companies	A	2.33	0.00
2018-03-30	PM	Philip Morris International	D	-2.87	1.30	EA	Electronic Arts	A	2.33	1.30
2018-03-30	PCS	T-Mobile US Inc.	D	-2.84	0.50	VZ	Verizon Communications	A	2.19	0.50

Date	Ticker	Name	R	SM	W (%)	Ticker	Name	R	SM	W (%)
2018-03-30	HUN	Huntsman	C	-1.86	0.00	FCX	Freeport-mcmoran	A	2.78	0.00
2018-03-30	EXPE	Expedia	D	-2.88	0.10	NFLX	Netflix	A	2.58	0.10
2018-03-30	KHC	The Kraft Heinz	D	-2.89	0.10	PHM	Pultegroup	A	2.32	0.10
2018-03-30	AVGO	Broadcom	C	-1.86	0.30	MU	Micron Technology	A	2.91	0.30