



BlackRock Equity Dividend Fund (MDDVX) - Trend Capture Overlay

April 11, 2018

Executive Summary

Overview

Superior performance on a consistent basis comes from the ability to be in synchrony with major price trends. The ability to capture a large part of bull trends and to avoid most of the bear trends in individual stocks and sectors can dramatically impact returns across market cycles and deliver superior long term performance. The Trendrating solution is designed to improve this ability by providing intelligent analytics that can complement and enhance the investment decision process and produce tangible results.

We can demonstrate Trendrating's ability to materially influence portfolio performance through a historical overlay of its trend capture model on the actual holdings of a portfolio. Through this analysis we demonstrate that induction can seamlessly integrate into the existing workflow of an investment strategy and have a material impact on the performance of the investment strategy.

Trendrating's trend capture model has the unique ability to identify and score the prevailing price trend of a security with high accuracy. The ability to distinguish between securities based on their respective price trend should be of paramount importance to every portfolio no matter the type of its investment strategy. Every investment manager should infuse the decision making process with information that facilitates the selection of securities whose prices are trending, rather than ones whose price trends are disconnected from their fundamentals.

Trendrating Model

The Trendrating model assigns each security a directional rating; uptrends (**A** or **B**) and downtrends (**C** or **D**). A continuous absolute rating scale, **Smart Momentum (SM)**, is constructed to facilitate relative ranking of a universe of securities. The discrete rating distinguishes between securities in uptrends and downtrends, whilst the continuous rating allows ranking within the same rating bucket. In tandem, the two rating frameworks facilitate a flexible and robust framework for security selection and portfolio construction.

Analysis Framework

- Select holdings history for which constituent history is complete and for which there are very few missing periods in the history selected for the analysis
- The universe of stocks in the benchmark associated with the investment fund is used as a buy universe from which to find alternative securities. In absence of a named benchmark, an appropriate buy universe is assigned for the analysis
- In each rebalancing period in the holdings history of the portfolio:
 - Identify all **C** & **D** rated securities
 - Amongst the **C** & **D** rated securities, identify stocks with extreme negative SM scores¹ whilst in a negative price trend, are quite susceptible to sharp upward price swings during and post market shocks. Good risk management practice advocates a robust mechanism for identifying outliers and then implementing a framework of insulating the investment portfolio from their erratic behaviour. In this analysis, we do not alter positions with extreme SM scores
 - Reallocate weight of **C** & **D** rated securities into an **A** or **B** rated security with the highest SM score in the same region/country, industry/sector, and currency²
- Returns for the Fund, Trend Capture Portfolio³, and Benchmark are price returns calculated from the individual constituent level for each of the three portfolios

¹Our empirical research shows that an SM scores of -2.90 is a valid extreme threshold value

²User determined parameters that are relaxed in hierarchal order if no optimal match is found

³The portfolio generated as a result of the trend capture overlay on the holdings of the investment fund

Report Description

- Trend Overlay Summary Data
 - Key info: Provides information on analysis history, fund benchmark, and the analysis rebalancing frequency
 - The two bar charts respectively compare the annual return and annual volatility of the original fund and of the trend capture portfolio
 - The line chart captures the cumulative return of the fund, of the trend capture portfolio, and of the benchmark if applicable
 - Summary Metrics: This table provides key performance and risk metrics of the original fund and of the trend capture portfolio
- Risk-Return Profile
 - Comparative Analysis
 - Annualised Excess Return analysis: The comparisons of the excess return of the trend capture portfolio vs the fund, and if applicable, of the fund vs the benchmark and of the trend capture portfolio vs the benchmark
 - Annualised Tracking Error analysis: The tracking error between the trend capture fund and the original fund captures the magnitude of the differences between the overlay portfolio and the original portfolio. It should be different enough without departing from the original investment strategy. The comparisons of the tracking errors versus the benchmark, if applicable, validates the fact that the overlay strategy does not change the investment mandate
 - Annual Tables
 - The first set of columns tabulate the year by year returns of the trend capture portfolio and its excess return over the original fund and its benchmark
 - The next set of columns present the volatility comparison where the key message is that the volatility of the trend capture portfolio should not differ materially from that of the original fund
 - The third set of results illustrates the reduction in drawdowns that can be achieved through the trend capture overlay. Reduction in downside risk during market declines is perhaps the most important benefit a model can provide
 - TCR Analysis
 - TCR (Trend Capture Rating) is a forward-looking risk metric of an aggregate⁴ calculated from the constituent level weights and ratings from the Trendrating model
 - The trend capture overlay should raise the TCR of the original portfolio
 - Portfolios that maintain a higher TCR tend to outperform and periods with higher TCR tend to deliver superior returns
 - Trendrating's recommendation to clients is to endeavour to maintain a high TCR to improve consistency of portfolio returns
- Historical Portfolio Details
 - The top section provides information on the number of number and weight of the **C** & **D** rated constituents that have been switched on a chosen rebalance period⁵
 - Transaction Table: Tabulates all the matched trades performed in the latest rebalancing period and contains the Ticker, Name, Weight, Rating, and Smart Momentum score of each security traded in the given holding period
- Allocation
 - Regional allocation for the latest rebalance period
 - Sector allocation for the latest rebalance period
- Appendix
 - Contains the full history of trades performed in the analysis presented by rebalance period and identifies all trades securities and matched trades

⁴Portfolio, Index, Sector etc.

⁵The default is the latest rebalance period

Trend Overlay Summary

Key info

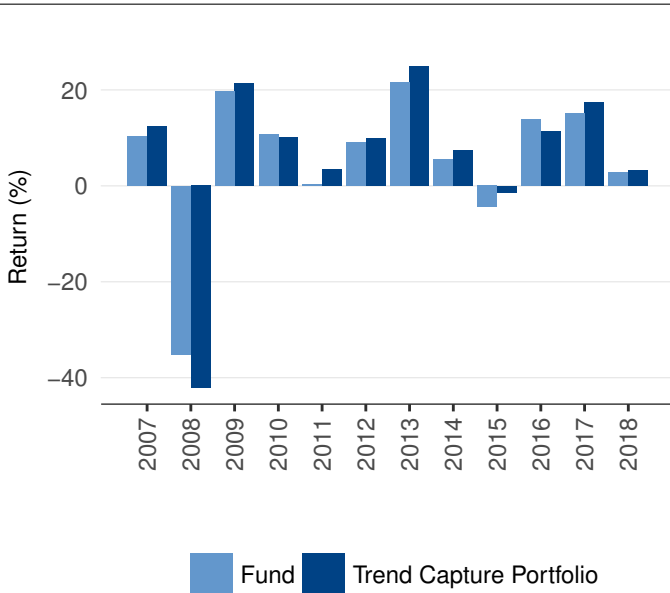
Data Range

2007-01-01 to 2018-01-31

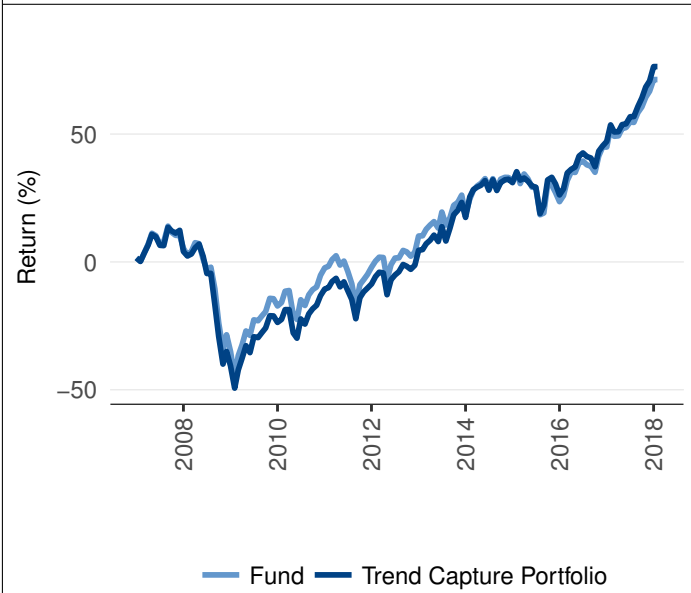
Rebalancing

Monthly

Return



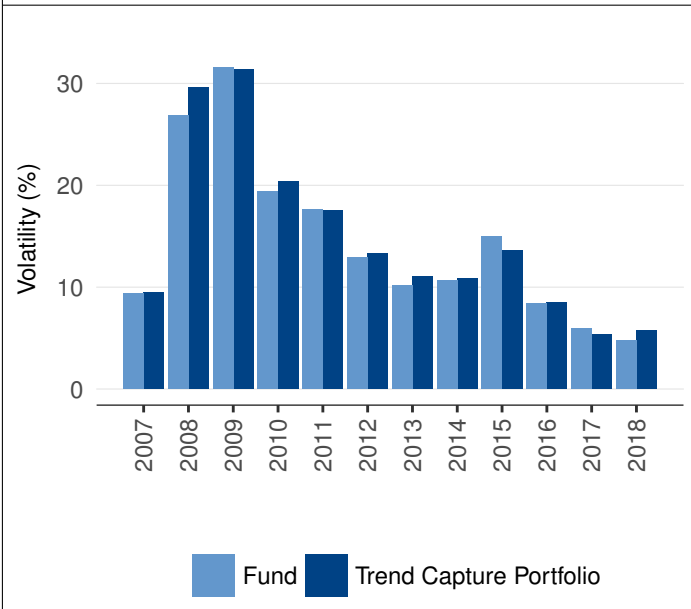
Cumulative Return



Summary Metrics

	Fund	TC Portfolio	Diff
PERFORMANCE			
Annualised (%)	4.98	6.17	1.19
Monthly Avg (%)	0.51	0.59	0.08
Hit Rate (%)	61.65	62.41	0.75
RISK			
Annualised volatility (%)	17.48	16.02	-1.45
Max Drawdown (%)	-51.71	-47.52	4.19
Skewness	-0.67	-0.57	0.10
Kurtosis	2.24	1.71	-0.53
KEY RATIOS			
Infomation Ratio	0.28	0.39	0.10
Sortino Ratio	0.16	0.20	0.04
WEIGHT SWITCHED			
Monthly Avg (%)		8.84	

Volatility



	Fund	TC Portfolio	Diff	Diff (%)
Cumulative Return (%)	71.3	94.18	22.89	32.10
Avg Drawdown (%)	-7	-6.8	0.20	2.83
Avg TCR	B	A		

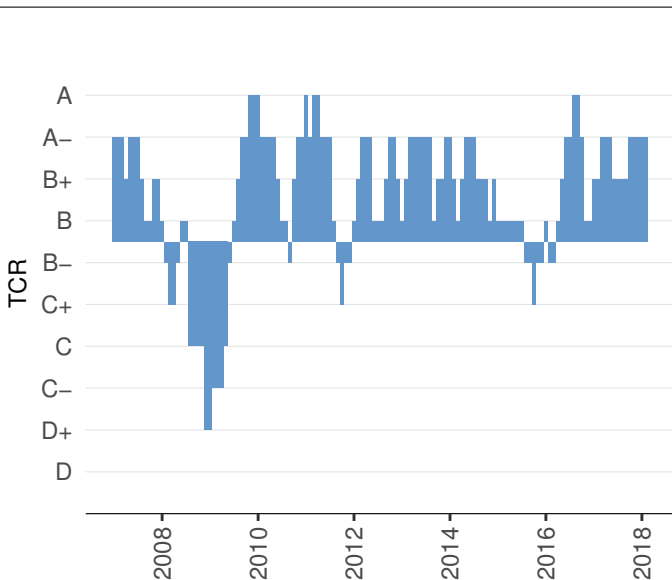
Risk-Return Profile

Comparative Analysis

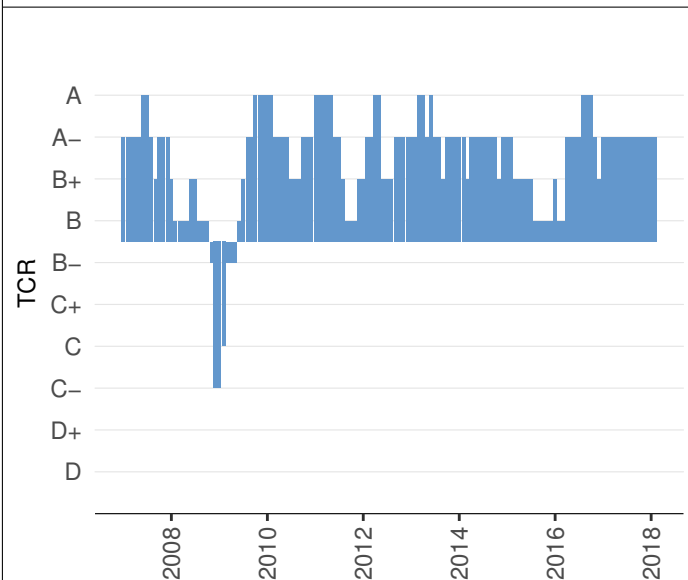
	Fund	Fund
Annualised Excess Return (%)		Annualised Tracking Error (%)
Trend Capture Portfolio	0.72	Trend Capture Portfolio
		4.63

Year	Return (%) TC Port	Excess over Fund	Volatility (%) TC Port	Excess over Fund	Max Drawdown (%) TC Port	Excess over Fund
2018	3.29	0.56	5.77	1.00	0.00	0.00
2017	17.48	2.41	5.35	-0.63	-1.80	0.29
2016	11.37	-2.60	8.51	0.15	-3.77	-0.61
2015	-1.38	3.03	13.62	-1.31	-12.12	-0.03
2014	7.35	1.88	10.89	0.25	-4.77	1.17
2013	24.88	3.34	11.05	0.84	-4.94	-0.67
2012	9.96	0.84	13.32	0.45	-9.16	-0.54
2011	3.39	3.04	17.52	-0.13	-16.89	1.98
2010	10.08	-0.63	20.36	0.95	-13.74	-1.00
2009	21.33	1.63	31.41	-0.16	-22.09	0.84
2008	-42.15	-6.93	29.61	2.80	-46.56	-6.08
2007	12.36	1.95	9.52	0.19	-3.97	-0.11

Fund TCR



Trend Capture Portfolio TCR



Historical Portfolio Details

Holding period: 2018-01-01 to 2018-01-30

	Fund	TC Port
Number of holdings	104	104
Number of C & D rated holdings - switched	11	-
Weight of C & D rated holdings - switched (%)	7.69	-

Transaction table

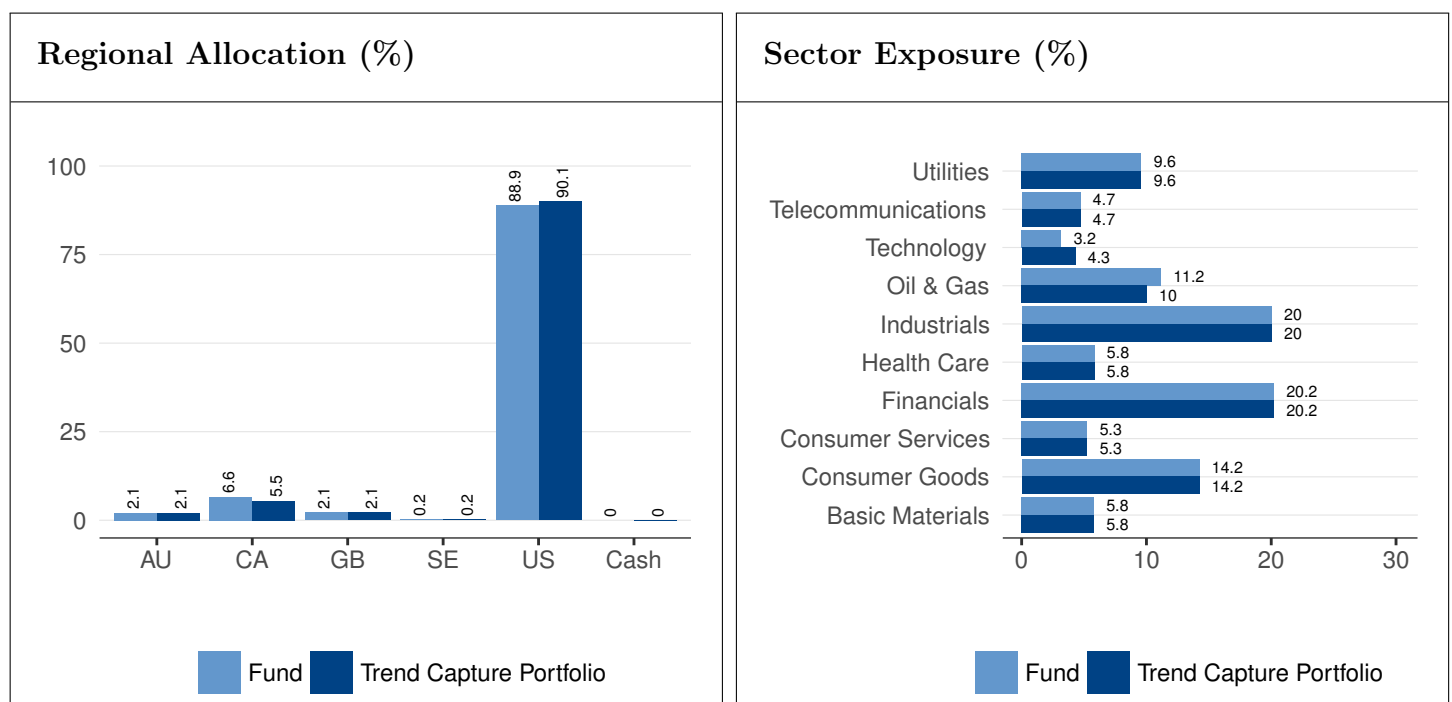
The table shows the fund portfolio C & D rated positions at the beginning of the holding period. These positions have been switched with A and B rated stocks near by mkt cap, market and sector in respect to the original fund positions.

Switched positions

Ticker	Name	R	SM	W (%)	C (%)	Ticker	Name	R	SM	W (%)	C (%)
AVP	Avon Products	D	-2.95	0.02	0.00	ATVI	Activision Blizzard	A	3.00	0.02	0.00
GE	General Electric	D	-2.91	1.03	-0.08	URI	United Rentals	A	2.66	1.03	0.05
KMB	Kimberly-clark	D	-2.85	1.19	-0.04	PHM	Pultegroup	A	2.36	1.19	-0.05
MRK	Merck & Co	D	-2.86	0.11	0.01	ALGN	Align Technology	A	2.63	0.11	0.02
NWL	Newell Brands	D	-2.91	0.43	-0.06	KORS	Michael Kors	A	2.32	0.43	0.02
PCG	Pg&e	D	-2.90	0.22	-0.01	NRG	Nrg Energy	A	2.48	0.22	-0.02
SLB	Schlumberger	D	-2.87	0.46	0.04	MPC	Marathon Petroleum	A	2.31	0.46	0.02
CBS	Cbs	D	-2.86	1.03	-0.02	NWSA	News	A	2.26	1.03	0.06
ENB	Enbridge	D	-2.86	1.13	-0.10	NVDA	Nvidia	A	3.00	1.13	0.31
KIM	Kimco Realty	D	-2.91	0.03	-0.00	EQIX	Equinix Inc	A	2.35	0.03	0.00
PM	Philip Morris International	C	-1.86	2.04	0.03	DHI	D.r. Horton	A	2.31	2.04	-0.08

R - Rating, SM - Smart Momentum, W - Weight, C - Contribution to Return

Allocation



Appendix

Switched positions (Fund vs Trend Capture Portfolio)

Date	Ticker	Name	R	SM	W (%)	Ticker	Name	R	SM	W (%)
2007-01-01	ROK	Rockwell Automation	C	-1.87	0.50	PTV	Pactiv Corp	A	2.35	0.50
2007-01-01	CAT	Caterpillar	D	-2.87	1.00	LMT	Lockheed Martin	A	2.34	1.00
2007-01-01	HAL	Halliburton	D	-2.88	0.90	WMB	Williams Companies	A	3.00	0.90
2007-01-01	IP	International Paper	C	-1.85	0.50	PD	Phelps Dodge Corp Cap	A	2.50	0.50
2007-01-01	NEM	Newmont Mining	D	-2.88	0.10	ATI	Allegheny Technologies	A	2.27	0.10
2007-01-01	OXY	Occidental Petroleum	C	-1.85	0.70	KMI.1	Kinder Morgan	A	2.21	0.70
2007-01-01	PFE	Pfizer	C	-1.85	1.10	CELG	Celgene	A	2.71	1.10
2007-01-01	BP	Bp Adr	D	-2.85	1.00	BHI	Baker Hughes	A	2.20	1.00
2007-01-01	UTX	United Technologies	C	-1.84	1.30	APCC	American Power Conversion	A	2.31	1.30
2007-01-01	CNX	Consol Energy	C	-1.89	0.90	X	United States Steel	A	2.22	0.90
2007-02-01	ROK	Rockwell Automation	C	-1.87	0.50	LMT	Lockheed Martin	A	2.36	0.50
2007-02-01	CAT	Caterpillar	D	-2.87	1.00	PTV	Pactiv Corp	A	2.33	1.00
2007-02-01	HAL	Halliburton	D	-2.88	0.90	WMB	Williams Companies	A	3.00	0.90
2007-02-01	IP	International Paper	C	-1.85	0.50	PD	Phelps Dodge Corp Cap	A	2.51	0.50
2007-02-01	NEM	Newmont Mining	D	-2.88	0.10	ATI	Allegheny Technologies	A	2.31	0.10
2007-02-01	OXY	Occidental Petroleum	C	-1.85	0.70	KMI.1	Kinder Morgan	A	2.21	0.70
2007-02-01	PFE	Pfizer	C	-1.84	1.10	CELG	Celgene	A	2.69	1.10
2007-02-01	PPG	Ppg Industries	C	-1.84	0.00	IFF	International Flavors & Fragrances	A	2.26	0.00
2007-02-01	BP	Bp Adr	D	-2.86	0.90	ESV	Enesco	A	2.21	0.90
2007-02-01	RIO	Rio Tinto	C	-1.84	0.60	NVDA	Nvidia	A	2.99	0.60
2007-02-01	CNX	Consol Energy	C	-1.88	0.90	X	United States Steel	A	2.26	0.90
2007-02-01	TLB	Talbots	C	-1.87	0.10	JCP	Jc Penney	A	2.41	0.10
2007-03-01	ROK	Rockwell Automation	C	-1.87	0.50	LMT	Lockheed Martin	A	2.36	0.50
2007-03-01	BAC	Bank Of America	C	-1.85	3.10	CBSS	Compass Bancshares	A	2.26	3.10
2007-03-01	HAL	Halliburton	D	-2.87	0.90	WMB	Williams Companies	A	3.00	0.90
2007-03-01	LB	L Brands	C	-1.86	0.50	JCP	Jc Penney	A	2.39	0.50
2007-03-01		Minnesota Mng.& Mfg	C	-1.85	0.80	PTV	Pactiv Corp	A	2.32	0.80
2007-03-01	OXY	Occidental Petroleum	C	-1.86	0.70	KMI.1	Kinder Morgan	A	2.21	0.70
2007-03-01	PFE	Pfizer	C	-1.85	1.10	CELG	Celgene	A	2.64	1.10
2007-03-01	PPG	Ppg Industries	C	-1.84	0.00	IFF	International Flavors & Fragrances	A	2.24	0.00
2007-03-01	SLB	Schlumberger	C	-1.86	0.80	ESV	Enesco	A	2.21	0.80
2007-03-01	BP	Bp Adr	D	-2.87	0.90	XTO	XTO Energy Inc	A	2.21	0.90
2007-03-01	RIO	Rio Tinto	C	-1.85	0.60	NVDA	Nvidia	A	2.98	0.60
2007-03-01	TOT	Total Adr	C	-1.85	2.00	HES	Hess	A	2.20	2.00
2007-03-01	CNX	Consol Energy	C	-1.88	0.90	PD	Phelps Dodge Corp Cap	A	2.52	0.90
2007-03-01	TLB	Talbots	C	-1.86	0.10	BIG	Big Lots	A	2.38	0.10
2007-03-01	BTU	Peabody Energy Corp	D	-2.86	1.20	ATI	Allegheny Technologies	A	2.30	1.20
2007-03-01	MDLZ	Mondelez International	C	-1.85	0.30	MON	Monsanto	A	2.31	0.30
2007-04-02	ROK	Rockwell Automation	C	-1.87	0.40	LMT	Lockheed Martin	A	2.35	0.40
2007-04-02	AXP	American Express	C	-1.85	0.30	CME	Cme	A	2.53	0.30
2007-04-02	TECK.B	Teck Resources	C	-1.85	0.30	AVB	Avalonbay Communities	A	2.61	0.30
2007-04-02	BAC	Bank Of America	C	-1.85	3.00	CBSS	Compass Bancshares	A	2.26	3.00
2007-04-02	GE	General Electric	C	-1.85	2.40	PTV	Pactiv Corp	A	2.33	2.40

Date	Ticker	Name	R	SM	W (%)	Ticker	Name	R	SM	W (%)
2007-04-02	HOG	Harley-davidson	C	-1.87	0.00	GT	Goodyear Tire & Rubber	A	2.53	0.00
2007-04-02	LB	L Brands	C	-1.86	0.50	BIG	Big Lots	A	2.51	0.50
2007-04-02	MMC	Marsh & McLennan Cos	C	-1.85	0.20	PRU	Prudential Financial	A	2.59	0.20
2007-04-02		Minnesota Mng.& Mfg	C	-1.84	0.80	CVG	Convergys	A	2.31	0.80
2007-04-02	PFE	Pfizer	C	-1.85	1.10	CELG	Celgene	A	2.66	1.10
2007-04-02	BP	Bp Adr	D	-2.86	0.90	WMB	Williams Companies	A	3.00	0.90
2007-04-02		National Bank Of Canada	C	-1.84	1.10	MCO	Moody's	A	2.51	1.10
2007-04-02	TOT	Total Adr	C	-1.84	2.00	ESV	Enesco	A	2.23	2.00
2007-04-02	BTU	Peabody Energy Corp	D	-2.86	1.20	ATI	Allegheny Technologies	A	2.33	1.20
2007-04-02	C	Citigroup	C	-1.85	2.90	PNC	Pnc Financial Services	A	2.24	2.90
2007-04-02	CVX	Chevron	C	-1.84	2.30	SII	Smith International	A	2.23	2.30
2007-04-02	MDLZ	Mondelez International	C	-1.86	0.20	MON	Monsanto	A	2.32	0.20
2007-05-01	ROK	Rockwell Automation	C	-1.87	0.40	LMT	Lockheed Martin	A	2.35	0.40
2007-05-01	BAC	Bank Of America	C	-1.85	2.90	CBSS	Compass Bancshares	A	2.26	2.90
2007-05-01	GE	General Electric	C	-1.84	2.40	PTV	Pactiv Corp	A	2.34	2.40
2007-05-01	HOG	Harley-davidson	C	-1.86	0.00	GT	Goodyear Tire & Rubber	A	2.55	0.00
2007-05-01	LB	L Brands	C	-1.86	0.50	BIG	Big Lots	A	2.50	0.50
2007-05-01	PFE	Pfizer	C	-1.84	1.10	CELG	Celgene	A	2.75	1.10
2007-05-01		National Bank Of Canada	C	-1.85	1.00	WMB	Williams Companies	A	3.00	1.00
2007-05-01	C	Citigroup	C	-1.84	3.00	PNC	Pnc Financial Services	A	2.25	3.00
2007-05-01	MDLZ	Mondelez International	C	-1.85	0.20	MON	Monsanto	A	2.34	0.20
2007-06-01	ROK	Rockwell Automation	C	-1.86	0.50	TEX	Terex	A	2.37	0.50
2007-06-01	BAC	Bank Of America	C	-1.85	2.80	CBSS	Compass Bancshares	A	2.27	2.80
2007-06-01	SPG	Simon Property	C	-1.85	0.30	ASN	Archstone-Smith Trust	A	2.49	0.30
2007-06-01	HOG	Harley-davidson	C	-1.86	0.00	GT	Goodyear Tire & Rubber	A	2.61	0.00
2007-06-01	LB	L Brands	C	-1.86	0.40	BIG	Big Lots	A	2.49	0.40
2007-06-01	NEM	Newmont Mining	D	-2.85	0.10	X	United States Steel	A	2.35	0.10
2007-06-01	PG	Procter & Gamble	C	-1.84	1.30	MAT	Mattel	A	2.33	1.30
2007-06-01	WMT	Wal-mart Stores	C	-1.84	0.20	RSHCQ	RS Legacy Corp	A	2.41	0.20
2007-06-01	KIM	Kimco Realty	C	-1.86	0.30	EQR	Equity Residential	A	2.27	0.30
2007-06-01	TLB	Talbots	C	-1.86	0.00	AMZN	Amazon.com	A	2.38	0.00
2007-06-01	MDLZ	Mondelez International	C	-1.84	0.20	MON	Monsanto	A	2.36	0.20
2007-07-02	BAC	Bank Of America	C	-1.85	2.80	CBSS	Compass Bancshares	A	2.27	2.80
2007-07-02	SPG	Simon Property	C	-1.87	0.30	ASN	Archstone-Smith Trust	A	2.47	0.30
2007-07-02	HOG	Harley-davidson	C	-1.87	0.00	GT	Goodyear Tire & Rubber	A	2.61	0.00
2007-07-02	NEM	Newmont Mining	D	-2.86	0.10	X	United States Steel	A	2.34	0.10
2007-07-02	ES	Eversource Energy	C	-1.86	0.40	DYNIQ	Dynegy	A	2.34	0.40
2007-07-02	NWL	Newell Brands	C	-1.84	0.50	HAS	Hasbro	A	2.31	0.50
2007-07-02	PG	Procter & Gamble	C	-1.84	1.30	MAT	Mattel	A	2.29	1.30
2007-07-02	WEC	Wec Energy	C	-1.85	0.30	AYE	Allegheny Energy	A	2.33	0.30
2007-07-02	BMO	Bank Of Montreal	C	-1.84	1.10	WMB	Williams Companies	A	3.00	1.10
2007-07-02	FD	Macy's	C	-1.86	0.20	RSHCQ	RS Legacy Corp	A	2.41	0.20
2007-07-02	KIM	Kimco Realty	C	-1.88	0.30	EQR	Equity Residential	A	2.25	0.30
2007-07-02	TLB	Talbots	C	-1.83	0.00	AMZN	Amazon.com	A	2.38	0.00
2007-08-01	ABT	Abbott Laboratories	C	-1.86	0.50	CELG	Celgene	A	2.74	0.50
2007-08-01	FE	Firstenergy	C	-1.85	0.60	AYE	Allegheny Energy	A	2.34	0.60
2007-08-01	GAS	AGL Resources	C	-1.86	0.40	DYNIQ	Dynegy	A	2.33	0.40

Date	Ticker	Name	R	SM	W (%)	Ticker	Name	R	SM	W (%)
2007-08-01	AVP	Avon Products	C	-1.86	0.60	SNA	Snap-on	A	2.28	0.60
2007-08-01	BAC	Bank Of America	D	-2.86	2.70	CBSS	Compass Bancshares	A	2.27	2.70
2007-08-01	CB	Chubb Corp	C	-1.85	0.50	L	Loews	A	2.43	0.50
2007-08-01	CLX	Clorox	C	-1.85	0.80	JCI	Johnson Controls	A	2.27	0.80
2007-08-01	D	Dominion Resources	C	-1.85	0.90	STR	Questar Corp	A	2.25	0.90
2007-08-01	SPG	Simon Property	C	-1.88	0.30	ASN	Archstone-Smith Trust	A	2.45	0.30
2007-08-01	TRV	Travelers Companies	C	-1.85	1.50	PFG	Principal Financial	A	2.26	1.50
2007-08-01	HOG	Harley-davidson	C	-1.87	0.00	GT	Goodyear Tire & Rubber	A	2.46	0.00
2007-08-01	JNJ	Johnson & Johnson	D	-2.85	0.50	GILD	Gilead Sciences	A	2.40	0.50
2007-08-01	LNC	Lincoln National	C	-1.87	1.00	UNM	Unum	A	2.25	1.00
2007-08-01	LB	L Brands	C	-1.86	0.40	AMZN	Amazon.com	A	2.43	0.40
2007-08-01	MDU	Mdu Resources	C	-1.85	0.10	SHW	Sherwin-williams	A	2.28	0.10
2007-08-01	NEM	Newmont Mining	D	-2.84	0.10	ATI	Allegheny Technologies	A	2.31	0.10
2007-08-01	ES	Eversource Energy	C	-1.86	0.40	CNP	Centerpoint Energy	A	2.24	0.40
2007-08-01	NWL	Newell Brands	C	-1.86	0.40	HAR	Harman Ind Inc	A	2.25	0.40
2007-08-01	PCG	Pg&e	C	-1.86	0.40	EIX	Edison International	A	2.24	0.40
2007-08-01	PG	Procter & Gamble	C	-1.84	1.40	NKE	Nike	A	2.25	1.40
2007-08-01	PNW	Pinnacle West Capital	D	-2.88	0.30	TXU	TXU Corporation	A	2.20	0.30
2007-08-01	ALL	Allstate	C	-1.86	0.10	AOC	Aon plc	A	2.21	0.10
2007-08-01	WEC	Wec Energy	C	-1.85	0.30	PGN	Progress Energy	A	2.18	0.30
2007-08-01	WFC	Wells Fargo	D	-2.84	1.30	SNV	Synovus Financial Corp	A	2.18	1.30
2007-08-01	BMO	Bank Of Montreal	C	-1.85	1.10	WMB	Williams Companies	A	3.00	1.10
2007-08-01	SRE	Sempra Energy	C	-1.86	0.40	TEG	Integrys Energy	A	2.18	0.40
2007-08-01	FD	Macy's	C	-1.87	0.20	RSHCQ	RS Legacy Corp	A	2.30	0.20
2007-08-01	KIM	Kimco Realty	C	-1.88	0.30	VNO	Vornado Realty Trust	A	2.23	0.30
2007-08-01	JPM	Jpmorgan Chase	C	-1.86	1.80	MCO	Moody's	A	2.46	1.80
2007-08-01	WB	Wachovia	D	-2.87	0.70	CBH	Commerce Bancorp NJ	A	2.17	0.70
2007-08-01	ITC	Itc Hldng	C	-1.84	0.40	GAS	Nicor	A	2.17	0.40
2007-09-03	ABT	Abbott Laboratories	C	-1.85	0.50	CELG	Celgene	A	2.79	0.50
2007-09-03	DTE	Dte Energy	C	-1.85	0.40	AYE	Allegheny Energy	A	2.32	0.40
2007-09-03	HUSQB	Husqvarna	C	-1.85	0.40	BMC	BMC Software	A	2.35	0.40
2007-09-03	FE	Firstenergy	C	-1.86	0.60	STR	Questar Corp	A	2.24	0.60
2007-09-03	ELUXB	Electrolux	C	-1.86	0.70	CMI	Cummins	A	2.35	0.70
2007-09-03	GAS	AGL Resources	C	-1.85	0.40	EIX	Edison International	A	2.23	0.40
2007-09-03	AVP	Avon Products	C	-1.86	0.60	JCI	Johnson Controls	A	2.28	0.60
2007-09-03	CB	Chubb Corp	C	-1.85	0.50	L	Loews	A	2.42	0.50
2007-09-03	CLX	Clorox	D	-2.85	0.70	HAR	Harman Ind Inc	A	2.25	0.70
2007-09-03	D	Dominion Resources	C	-1.85	0.90	CNP	Centerpoint Energy	A	2.23	0.90
2007-09-03	ED	Consolidated Edison	D	-2.85	0.20	TXU	TXU Corporation	A	2.21	0.20
2007-09-03	SPG	Simon Property	C	-1.87	0.30	PCL	Plum Creek Timber Co	A	2.21	0.30
2007-09-03	TRV	Travelers Companies	C	-1.85	1.50	UNM	Unum	A	2.25	1.50
2007-09-03	GIS	General Mills	C	-1.85	0.30	MON	Monsanto	A	2.41	0.30
2007-09-03	HOG	Harley-davidson	D	-2.88	0.00	GT	Goodyear Tire & Rubber	A	2.47	0.00
2007-09-03	MS	Morgan Stanley	C	-1.86	0.80	AMP	Ameriprise Financial	A	2.31	0.80
2007-09-03	JNJ	Johnson & Johnson	D	-2.85	0.50	GILD	Gilead Sciences	A	2.39	0.50
2007-09-03	KMB	Kimberly-clark	C	-1.84	0.70	NKE	Nike	A	2.25	0.70
2007-09-03	LNC	Lincoln National	C	-1.86	1.00	PFG	Principal Financial	A	2.25	1.00
2007-09-03	LB	L Brands	D	-2.87	0.40	AMZN	Amazon.com	A	2.44	0.40
2007-09-03	MDU	Mdu Resources	C	-1.86	0.10	FLR	Fluor	A	2.28	0.10

Date	Ticker	Name	R	SM	W (%)	Ticker	Name	R	SM	W (%)
2007-09-03	MHFI	McGraw Hill Fin	C	-1.88	0.70	JNS	Janus Capital	A	2.31	0.70
2007-09-03	MMC	Marsh & McLennan Cos	C	-1.87	0.20	AOC	Aon plc	A	2.21	0.20
2007-09-03	NFG	National Fuel Gas	C	-1.85	0.30	PGN	Progress Energy	A	2.18	0.30
2007-09-03	ES	Eversource Energy	C	-1.86	0.40	AAPL	Apple	A	2.65	0.40
2007-09-03	NWL	Newell Brands	D	-2.87	0.40	CL	Colgate-palmolive	A	2.23	0.40
2007-09-03	PCG	Pg&e	C	-1.86	0.40	JNPR	Juniper Networks	A	2.45	0.40
2007-09-03	PFE	Pfizer	D	-2.85	1.00	TMO	Thermo Fisher Scientific	A	2.37	1.00
2007-09-03	PNW	Pinnacle West Capital	D	-2.87	0.30	PCP	Precision Castparts	A	2.40	0.30
2007-09-03	DGE	Diageo	C	-1.84	1.20	TEX	Terex	A	2.34	1.20
2007-09-03	STI	Suntrust Banks	C	-1.86	0.40	CBSS	Compass Bancshares	A	2.25	0.40
2007-09-03	ALL	Allstate	D	-2.86	0.10	AFL	Aflac	A	2.20	0.10
2007-09-03	WEC	Wec Energy	C	-1.85	0.30	WFR	SunEdison	A	2.38	0.30
2007-09-03	WMT	Wal-mart Stores	D	-2.86	0.20	APOL	Apollo Educat Grp	A	2.29	0.20
2007-09-03	BMO	Bank Of Montreal	D	-2.85	1.10	EMC	EMC Corp	A	2.34	1.10
2007-09-03		National Bank Of Canada	D	-2.86	0.90	HLT	Hilton Hotels Corp	A	2.32	0.90
2007-09-03	T	Telus	C	-1.86	0.40	VRSN	Verisign	A	2.31	0.40
2007-09-03	SRE	Sempra Energy	C	-1.86	0.40	LMT	Lockheed Martin	A	2.36	0.40
2007-09-03	FD	Macy's	D	-2.89	0.20	TIF	Tiffany	A	2.29	0.20
2007-09-03	GS	Goldman Sachs	C	-1.87	0.00	NTRS	Northern Trust	A	2.26	0.00
2007-09-03	MRO	Marathon Oil	C	-1.86	1.40	WMB	Williams Companies	A	3.00	1.40
2007-09-03	KIM	Kimco Realty	D	-2.87	0.30	NOV	National Oilwell Varco	A	2.36	0.30
2007-09-03	JPM	Jpmorgan Chase	C	-1.86	1.80	TROW	T Rowe Price	A	2.24	1.80
2007-09-03	WYE	Wyeth	C	-1.87	0.80	ESRX	Express Scripts Holding	A	2.31	0.80
2007-09-03	USB	Us Bancorp	D	-2.85	0.90	CBH	Commerce Bancorp NJ	A	2.19	0.90
2007-09-03	WB	Wachovia	D	-2.86	0.80	CMA	Comerica	A	2.18	0.80
2007-09-03	BTU	Peabody Energy Corp	C	-1.87	1.20	FCX	Freeport-mcmoran	A	2.27	1.20
2007-09-03	MDLZ	Mondelez International	D	-2.85	0.20	LUK	Leucadia National	A	2.29	0.20
2007-10-01	DTE	Dte Energy	C	-1.85	0.40	AYE	Allegheny Energy	A	2.33	0.40
2007-10-01	HUSQB	Husqvarna	C	-1.86	0.40	NOV	National Oilwell Varco	A	2.41	0.40
2007-10-01	FE	Firstenergy	C	-1.85	0.60	STR	Questar Corp	A	2.26	0.60
2007-10-01	ELUXB	Electrolux	C	-1.88	0.60	TMO	Thermo Fisher Scientific	A	2.40	0.60
2007-10-01	GAS	AGL Resources	C	-1.85	0.40	EIX	Edison International	A	2.24	0.40
2007-10-01	AVP	Avon Products	C	-1.85	0.60	JCI	Johnson Controls	A	2.29	0.60
2007-10-01	AXP	American Express	C	-1.85	0.30	JNS	Janus Capital	A	2.35	0.30
2007-10-01	BEN	Franklin Resources	C	-1.85	0.00	NTRS	Northern Trust	A	2.29	0.00
2007-10-01	CLX	Clorox	D	-2.85	0.70	NKE	Nike	A	2.26	0.70
2007-10-01	ED	Consolidated Edison	D	-2.85	0.20	CNP	Centerpoint Energy	A	2.23	0.20
2007-10-01	SPG	Simon Property	D	-2.86	0.30	PCL	Plum Creek Timber Co	A	2.22	0.30
2007-10-01	TRV	Travelers Companies	C	-1.85	1.40	L	Loews	A	2.44	1.40
2007-10-01	GIS	General Mills	C	-1.84	0.30	MON	Monsanto	A	2.50	0.30
2007-10-01	HOG	Harley-davidson	D	-2.90	0.00	GT	Goodyear Tire & Rubber	A	2.51	0.00
2007-10-01	MS	Morgan Stanley	C	-1.86	0.80	TROW	T Rowe Price	A	2.27	0.80
2007-10-01	KMB	Kimberly-clark	C	-1.84	0.70	CL	Colgate-palmolive	A	2.25	0.70
2007-10-01	LB	L Brands	D	-2.87	0.40	AMZN	Amazon.com	A	2.52	0.40
2007-10-01	MDU	Mdu Resources	C	-1.85	0.10	FLR	Fluor	A	2.33	0.10
2007-10-01	MHFI	McGraw Hill Fin	D	-2.88	0.70	HCBK	Hudson City Bancorp	A	2.22	0.70
2007-10-01	MMC	Marsh & McLennan Cos	D	-2.87	0.20	PFG	Principal Financial	A	2.29	0.20
2007-10-01	ES	Eversource Energy	C	-1.86	0.40	TXU	TXU Corporation	A	2.21	0.40
2007-10-01	NWL	Newell Brands	D	-2.85	0.50	EL	Estee Lauder Companies	A	2.20	0.50
2007-10-01	PCG	Pg&e	C	-1.85	0.40	DYNIQ	Dynegy	A	2.20	0.40
2007-10-01	PFE	Pfizer	D	-2.85	0.90	CELG	Celgene	A	2.89	0.90
2007-10-01	PNW	Pinnacle West Capital	D	-2.87	0.30	PGN	Progress Energy	A	2.19	0.30

Date	Ticker	Name	R	SM	W (%)	Ticker	Name	R	SM	W (%)
2007-10-01	DGE	Diageo	C	-1.83	1.20	LMT	Lockheed Martin	A	2.40	1.20
2007-10-01	STI	Suntrust Banks	C	-1.86	0.40	CBH	Commerce Bancorp NJ	A	2.20	0.40
2007-10-01	ALL	Allstate	D	-2.85	0.10	UNM	Unum	A	2.26	0.10
2007-10-01	WEC	Wec Energy	D	-2.85	0.30	AEE	Ameren	A	2.19	0.30
2007-10-01	WMT	Wal-mart Stores	D	-2.86	0.20	TIF	Tiffany	A	2.30	0.20
2007-10-01	BMO	Bank Of Montreal	D	-2.85	1.00	TEX	Terex	A	2.39	1.00
2007-10-01		National Bank Of Canada	D	-2.86	0.90	CMI	Cummins	A	2.39	0.90
2007-10-01	T	Telus	D	-2.85	0.40	WFR	SunEdison	A	2.37	0.40
2007-10-01	SRE	Semptra Energy	C	-1.85	0.40	AAPL	Apple	A	2.74	0.40
2007-10-01	FD	Macy's	D	-2.88	0.10	APOL	Apollo Educat Grp	A	2.30	0.10
2007-10-01	GS	Goldman Sachs	C	-1.84	0.00	FII	Federated Investors	A	2.22	0.00
2007-10-01	MRO	Marathon Oil	C	-1.86	1.40	WMB	Williams Companies	A	3.00	1.40
2007-10-01	TLB	Talbots	D	-2.88	0.00	EBAY	Ebay	A	2.29	0.00
2007-10-01	JPM	Jpmorgan Chase	D	-2.85	1.80	STT	State Street	A	2.21	1.80
2007-10-01	WYE	Wyeth	D	-2.87	0.80	GILD	Gilead Sciences	A	2.45	0.80
2007-10-01	USB	Us Bancorp	D	-2.85	0.80	BBT	Bb&t	B	1.19	0.80
2007-10-01	WB	Wachovia	D	-2.86	0.80	JNPR	Juniper Networks	A	2.50	0.80
2007-10-01	BTU	Peabody Energy Corp	C	-1.85	1.30	FCX	Freeport-mcmoran	A	2.35	1.30
2007-10-01	C	Citigroup	D	-2.86	2.50	PCP	Precision Castparts	A	2.46	2.50
2007-11-01	ABT	Abbott Laboratories	C	-1.84	0.50	CELG	Celgene	A	2.79	0.50
2007-11-01	DTE	Dte Energy	C	-1.85	0.40	AYE	Allegheny Energy	A	2.37	0.40
2007-11-01	HUSQB	Husqvarna	C	-1.87	0.30	NBL	Noble Energy	A	2.77	0.30
2007-11-01	ELUXB	Electrolux	C	-1.89	0.50	JNPR	Juniper Networks	A	2.47	0.50
2007-11-01	GAS	AGL Resources	C	-1.85	0.40	STR	Questar Corp	A	2.27	0.40
2007-11-01	AXP	American Express	C	-1.85	0.30	JNS	Janus Capital	A	2.39	0.30
2007-11-01	BEN	Franklin Resources	C	-1.86	0.00	NTRS	Northern Trust	A	2.31	0.00
2007-11-01	CAT	Caterpillar	C	-1.86	1.10	PCP	Precision Castparts	A	2.46	1.10
2007-11-01	WIN	Windstream Holdings	D	-2.86	0.40	EQ	Embarq	A	2.22	0.40
2007-11-01	CLX	Clorox	D	-2.85	0.70	JCI	Johnson Controls	A	2.31	0.70
2007-11-01	DUK	Duke Energy	C	-1.85	0.60	EIX	Edison International	A	2.25	0.60
2007-11-01	GIS	General Mills	C	-1.85	0.30	MON	Monsanto	A	2.55	0.30
2007-11-01	HOG	Harley-davidson	D	-2.89	0.00	GT	Goodyear Tire & Rubber	A	2.50	0.00
2007-11-01	MS	Morgan Stanley	D	-2.85	0.80	TROW	T Rowe Price	A	2.30	0.80
2007-11-01	LNC	Lincoln National	D	-2.85	0.90	L	Loews	A	2.43	0.90
2007-11-01	LB	L Brands	D	-2.88	0.30	AMZN	Amazon.com	A	2.48	0.30
2007-11-01	MDU	Mdu Resources	C	-1.85	0.10	JEC	Jacobs Engineering	A	2.75	0.10
2007-11-01	MHFI	McGraw Hill Fin	D	-2.89	0.60	FII	Federated Investors	A	2.23	0.60
2007-11-01	MMC	Marsh & McLennan Cos	D	-2.87	0.20	PFG	Principal Financial	A	2.30	0.20
2007-11-01	NWL	Newell Brands	D	-2.85	0.50	NKE	Nike	A	2.28	0.50
2007-11-01	PFE	Pfizer	D	-2.86	0.90	GILD	Gilead Sciences	A	2.49	0.90
2007-11-01	PNW	Pinnacle West Capital	D	-2.87	0.30	CNP	Centerpoint Energy	A	2.24	0.30
2007-11-01	PPG	Ppg Industries	C	-1.85	0.00	SIAL	Sigma Aldrich International	A	2.30	0.00
2007-11-01	ROH	Rohm & Haas	C	-1.86	0.70	IFF	Flavors & Fragrances	A	2.27	0.70
2007-11-01	STI	Suntrust Banks	D	-2.87	0.30	CBH	Commerce Bancorp NJ	A	2.20	0.30
2007-11-01	ALL	Allstate	D	-2.87	0.10	UNM	Unum	A	2.26	0.10
2007-11-01	WMT	Wal-mart Stores	D	-2.86	0.20	APOL	Apollo Educat Grp	A	2.39	0.20
2007-11-01	BMO	Bank Of Montreal	D	-2.86	1.00	EMC	EMC Corp	A	2.43	1.00
2007-11-01		National Bank Of Canada	D	-2.86	0.80	WFR	SunEdison	A	2.43	0.80
2007-11-01	T	Telus	D	-2.86	0.40	EXPE	Expedia	A	2.41	0.40
2007-11-01	FD	Macy's	D	-2.89	0.10	TIF	Tiffany	A	2.29	0.10
2007-11-01	CBS	Cbs	C	-1.87	0.80	DJ	Dow Jones & Co	A	2.29	0.80
2007-11-01	MRO	Marathon Oil	C	-1.85	1.40	WMB	Williams Companies	A	3.00	1.40
2007-11-01	TLB	Talbots	D	-2.91	0.00	EBAY	Ebay	A	2.25	0.00

Date	Ticker	Name	R	SM	W (%)	Ticker	Name	R	SM	W (%)
2007-11-01	JPM	Jpmorgan Chase	D	-2.86	1.70	CME	Cme	A	2.22	1.70
2007-11-01	WYE	Wyeth	D	-2.87	0.80	TMO	Thermo Fisher Scientific	A	2.40	0.80
2007-11-01	WB	Wachovia	D	-2.88	0.70	BBT	Bb&t	B	1.16	0.70
2007-11-01	C	Citigroup	D	-2.88	2.00	AAPL	Apple	A	2.88	2.00
2007-11-01	BSL	Bluescope Steel	C	-1.85	1.30	LMT	Lockheed Martin	A	2.40	1.30
2007-12-03	HUSQB	Husqvarna	D	-2.89	0.30	AAPL	Apple	A	2.84	0.30
2007-12-03	ELUXB	Electrolux	D	-2.91	0.50	NBL	Noble Energy	A	2.75	0.50
2007-12-03	GAS	AGL Resources	C	-1.86	0.40	AYE	Allegheny Energy	A	2.38	0.40
2007-12-03	AXP	American Express	D	-2.85	0.30	JNS	Janus Capital	A	2.40	0.30
2007-12-03	TECK.B	Teck Resources	C	-1.88	0.30	MON	Monsanto	A	2.60	0.30
2007-12-03	BEN	Franklin Resources	C	-1.86	0.00	NTRS	Northern Trust	A	2.34	0.00
2007-12-03	CAT	Caterpillar	C	-1.86	1.10	LMT	Lockheed Martin	A	2.40	1.10
2007-12-03	WIN	Windstream Holdings	D	-2.86	0.40	EQ	Embarq	A	2.21	0.40
2007-12-03	DD	E.i. Du Pont De Nemours	D	-2.85	0.90	SIAL	Sigma Aldrich	A	2.31	0.90
2007-12-03	HOG	Harley-davidson	D	-2.90	0.00	GT	Goodyear Tire & Rubber	A	2.48	0.00
2007-12-03	MS	Morgan Stanley	D	-2.87	0.70	TROW	T Rowe Price	A	2.28	0.70
2007-12-03	LNC	Lincoln National	D	-2.85	1.00	L	Loews	A	2.42	1.00
2007-12-03	LB	L Brands	D	-2.89	0.30	APOL	Apollo Educat Grp Jacobs Engineering	A	2.37	0.30
2007-12-03	MDU	Mdu Resources	C	-1.86	0.10	JEC	Engineering	A	2.77	0.10
2007-12-03	MHFI	McGraw Hill Fin Marsh & McLennan Cos	D	-2.89	0.60	STT	State Street	A	2.23	0.60
2007-12-03	MMC	Marsh & McLennan Cos	D	-2.87	0.20	PFG	Principal Financial	A	2.29	0.20
2007-12-03	PFE	Pfizer	D	-2.86	0.90	CELG	Celgene International	A	2.74	0.90
2007-12-03	PPG	Ppg Industries	C	-1.86	0.00	IFF	Flavors & Fragrances	A	2.26	0.00
2007-12-03	ROH	Rohm & Haas	C	-1.85	0.80	ECL	Ecolab	A	2.21	0.80
2007-12-03	STI	Suntrust Banks	D	-2.87	0.40	CBH	Commerce Bancorp NJ	A	2.20	0.40
2007-12-03	ALL	Allstate	D	-2.87	0.10	UNM	Unum	A	2.25	0.10
2007-12-03	BMO	Bank Of Montreal National Bank Of Canada	D	-2.86	1.00	WFR	SunEdison	A	2.46	1.00
2007-12-03	T	Telus	D	-2.88	0.30	EXPE	Expedia	A	2.42	0.90
2007-12-03	FD	Macy's	D	-2.89	0.10	JNPR	Juniper Networks	A	2.41	0.30
2007-12-03	CBS	Cbs	D	-2.87	0.80	TIF	Tiffany	A	2.27	0.10
2007-12-03	TLB	Talbots	D	-2.90	0.00	DJ	Dow Jones & Co	A	2.29	0.80
2007-12-03	JPM	Jpmorgan Chase	D	-2.86	1.80	SVU	Supervalu	A	2.26	0.00
2007-12-03	WYE	Wyeth	D	-2.86	0.80	SCHW	Charles Schwab	A	2.22	1.80
2007-12-03	WB	Wachovia	D	-2.88	0.70	GILD	Gilead Sciences	A	2.49	0.80
2007-12-03	C	Citigroup	D	-2.90	1.80	PNC	Pnc Financial Services	B	1.18	0.70
2007-12-03	BSL	Bluescope Steel	C	-1.87	1.20	WMB	Williams Companies	A	3.00	1.80
2007-12-03	HUSQB	Husqvarna	D	-2.87	0.30	NOV	National Oilwell Varco	A	2.39	1.20
2008-01-01	ELUXB	Electrolux	D	-2.90	0.50	EXPE	Expedia	A	2.40	0.30
2008-01-01	GAS	AGL Resources	D	-2.86	0.40	TMO	Thermo Fisher Scientific	A	2.40	0.50
2008-01-01	AXP	American Express	D	-2.87	0.30	AYE	Allegheny Energy	A	2.40	0.40
2008-01-01	TECK.B	Teck Resources	D	-2.89	0.30	JNS	Janus Capital	A	2.39	0.30
2008-01-01	BAC	Bank Of America	D	-2.87	2.30	HES	Hess	A	2.38	0.30
2008-01-01	BEN	Franklin Resources	C	-1.87	0.00	CBH	Commerce Bancorp NJ	A	2.19	2.30
2008-01-01	CAT	Caterpillar	C	-1.84	1.10	NTRS	Northern Trust	A	2.33	0.00
2008-01-01	WIN	Windstream Holdings	D	-2.86	0.40	LMT	Lockheed Martin	A	2.38	1.10
2008-01-01	TCO	Taubman Centers	C	-1.87	0.40	WMB	Williams Companies	A	3.00	0.40
2008-01-01	DD	E.i. Du Pont De Nemours	D	-2.86	0.90	PCL	Plum Creek Timber Co	A	2.23	0.40
2008-01-01	DOW	Dow Chemical	C	-1.86	0.20	SIAL	Sigma Aldrich International	A	2.33	0.90
2008-01-01	SPG	Simon Property	D	-2.87	0.30	IFF	Flavors & Fragrances	A	2.25	0.20
2008-01-01						AAPL	Apple	A	2.93	0.30

Date	Ticker	Name	R	SM	W (%)	Ticker	Name	R	SM	W (%)
2008-01-01	GE	General Electric	C	-1.85	2.40	CMI	Cummins	A	2.37	2.40
2008-01-01	HOG	Harley-davidson	D	-2.90	0.00	GT	Goodyear Tire & Rubber	A	2.48	0.00
2008-01-01	MS	Morgan Stanley	D	-2.87	0.70	TROW	T Rowe Price	A	2.29	0.70
2008-01-01	IP	International Paper	D	-2.87	0.40	FCX	Freeport-mcmoran	A	2.32	0.40
2008-01-01	MBT	Manitoba Telecom Sv	D	-2.85	0.40	VRSN	Verisign	A	2.37	0.40
2008-01-01	LNC	Lincoln National	D	-2.86	0.90	L	Loews	A	2.45	0.90
2008-01-01	LB	L Brands	D	-2.89	0.30	GME	Gamestop Corp New	A	2.56	0.30
2008-01-01	MDU	Mdu Resources	C	-1.85	0.10	JEC	Jacobs Engineering	A	2.85	0.10
2008-01-01	MHFI	McGraw Hill Fin	D	-2.90	0.60	STT	State Street	A	2.24	0.60
2008-01-01	MMC	Marsh & McLennan Cos	D	-2.87	0.20	PFG	Principal Financial	A	2.31	0.20
2008-01-01	NWL	Newell Brands	D	-2.85	0.40	NKE	Nike	A	2.28	0.40
2008-01-01	PCG	Pg&e	D	-2.85	0.40	STR	Questar Corp	A	2.26	0.40
2008-01-01	PFE	Pfizer	D	-2.86	0.90	GILD	Gilead Sciences	A	2.49	0.90
2008-01-01	PPG	Ppg Industries	C	-1.86	0.00	ECL	Ecolab	A	2.21	0.00
2008-01-01	T	At&t	C	-1.84	3.30	NBL	Noble Energy	A	2.81	3.30
2008-01-01	STI	Suntrust Banks	D	-2.89	0.30	PNC	Pnc Financial Services	B	1.16	0.30
2008-01-01	TIN	Temple Inland	D	-2.93	0.50	GR	Goodrich	A	2.31	0.50
2008-01-01	ALL	Allstate	D	-2.87	0.10	AFL	Aflac	A	2.24	0.10
2008-01-01	WFC	Wells Fargo	D	-2.87	1.10	MON	Monsanto	A	2.65	1.10
2008-01-01	BMO	Bank Of Montreal	D	-2.87	0.90	RRC	Range Resources	A	2.34	0.90
2008-01-01		National Bank Of Canada	D	-2.87	0.80	SII	Smith International	A	2.34	0.80
2008-01-01	T	Telus	D	-2.87	0.30	MHS	Medco Health Solutions	A	2.34	0.30
2008-01-01	AWC	Alumina	D	-2.88	0.40	WAT	Waters	A	2.33	0.40
2008-01-01	FD	Macy's	D	-2.91	0.10	APOL	Apollo Educat Grp	A	2.35	0.10
2008-01-01	CBS	Cbs	D	-2.87	0.80	VIAB	Viacom	A	2.19	0.80
2008-01-01	KIM	Kimco Realty	D	-2.87	0.30	WFR	SunEdison	A	2.54	0.30
2008-01-01	TLB	Talbots	D	-2.92	0.00	CVS	Cvs Health	A	2.24	0.00
2008-01-01	JPM	Jpmorgan Chase	D	-2.86	1.70	SCHW	Charles Schwab	A	2.24	1.70
2008-01-01	BMJ	Bristol-myers Squibb	C	-1.86	0.40	ESRX	Express Scripts Holding	A	2.41	0.40
2008-01-01	USB	Us Bancorp	D	-2.84	0.80	JNPR	Juniper Networks	A	2.45	0.80
2008-01-01	WB	Wachovia	D	-2.89	0.60	NOV	National Oilwell Varco	A	2.41	0.60
2008-01-01	C	Citigroup	D	-2.91	1.60	BMC	BMC Software	A	2.41	1.60
2008-01-01	BSL	Bluescope Steel	C	-1.87	1.20	FLR	Fluor	A	2.33	1.20
2008-02-01	ROK	Rockwell Automation	C	-1.87	0.40	LMT	Lockheed Martin	A	2.39	0.40
2008-02-01	ELUXB	Electrolux	D	-2.91	0.30	SYK	Stryker	A	2.28	0.30
2008-02-01	GAS	AGL Resources	D	-2.85	0.30	AYE	Allegheny Energy	A	2.35	0.30
2008-02-01	AVP	Avon Products	C	-1.86	0.50	NKE	Nike	A	2.27	0.50
2008-02-01	AXP	American Express	D	-2.87	0.20	NTRS	Northern Trust	A	2.32	0.20
2008-02-01	TECK.B	Teck Resources	D	-2.89	0.30	HUM	Humana	A	2.26	0.30
2008-02-01	BAC	Bank Of America	D	-2.86	2.30	PNC	Pnc Financial Services	B	1.16	2.30
2008-02-01	BEN	Franklin Resources	D	-2.88	0.00	STT	State Street	A	2.25	0.00
2008-02-01	CAT	Caterpillar	C	-1.84	1.10	GR	Goodrich	A	2.28	1.10
2008-02-01	CB	Chubb Corp	C	-1.84	0.60	L	Loews	A	2.42	0.60
2008-02-01	WIN	Windstream Holdings	D	-2.87	0.30	MON	Monsanto	A	2.67	0.30
2008-02-01	TCO	Taubman Centers	D	-2.86	0.20	PCL	Plum Creek Timber Co	A	2.22	0.20
2008-02-01	DD	E.i. Du Pont De Nemours	D	-2.86	1.10	SIAL	Sigma Aldrich	A	2.30	1.10
2008-02-01	DOW	Dow Chemical	D	-2.86	0.30	ECL	Ecolab	A	2.20	0.30
2008-02-01	EQT	Eqst	C	-1.84	1.00	NBL	Noble Energy	A	2.75	1.00
2008-02-01	SPG	Simon Property	D	-2.85	0.20	PSA	Public Storage	B	1.20	0.20
2008-02-01	GE	General Electric	C	-1.86	2.40	HON	Honeywell International	A	2.28	2.40
2008-02-01	HAL	Halliburton	C	-1.86	0.80	RRC	Range Resources	A	2.35	0.80
2008-02-01	MS	Morgan Stanley	D	-2.88	0.90	FII	Federated Investors	A	2.24	0.90
2008-02-01	IP	International Paper	D	-2.87	0.40	NEM	Newmont Mining	A	2.22	0.40
2008-02-01	KMB	Kimberly-clark	C	-1.84	0.90	JCI	Johnson Controls	A	2.26	0.90

Date	Ticker	Name	R	SM	W (%)	Ticker	Name	R	SM	W (%)
2008-02-01	MBT	Manitoba Telecom Sv	D	-2.86	0.40	SII	Smith International	A	2.26	0.40
2008-02-01	COL	Rockwell Collins	C	-1.86	0.40	LLL	L-3 Communications	A	2.27	0.40
2008-02-01	LNC	Lincoln National	D	-2.86	0.90	PFG	Principal Financial	A	2.28	0.90
2008-02-01	LB	L Brands	D	-2.89	0.30	APOL	Apollo Educat Grp	A	2.40	0.30
2008-02-01	MHFI	McGraw Hill Fin	D	-2.90	0.30	WU	The Western Union	A	2.21	0.30
2008-02-01	MSFT	Microsoft	C	-1.86	0.50	WFR	SunEdison	A	2.46	0.50
2008-02-01	NOC	Northrop Grumman	C	-1.84	1.20	UNP	Union Pacific	A	2.27	1.20
2008-02-01	NWL	Newell Brands	D	-2.86	0.30	CL	Colgate-palmolive	A	2.26	0.30
2008-02-01	PCG	Pg&e	D	-2.86	0.50	STR	Questar Corp	A	2.26	0.50
2008-02-01	PFE	Pfizer	D	-2.86	1.10	GILD	Gilead Sciences	A	2.49	1.10
2008-02-01	PPG	Ppg Industries	D	-2.86	0.00	VRSN	Verisign	A	2.35	0.00
2008-02-01	DGE	Diageo	C	-1.85	1.40	APA	Apache	A	2.26	1.40
2008-02-01	SCCO	Southern Copper	C	-1.88	0.70	X	United States Steel	A	2.21	0.70
2008-02-01	T	At&t	C	-1.85	3.10	MHS	Medco Health Solutions	A	2.34	3.10
2008-02-01	SLB	Schlumberger	C	-1.88	0.80	HES	Hess	A	2.35	0.80
2008-02-01	BP	Bp Adr	C	-1.87	0.80	WFT	Weatherford International	A	2.26	0.80
2008-02-01	STI	Suntrust Banks	D	-2.87	0.30	PEP	Pepsico	A	2.31	0.30
2008-02-01	TIN	Temple Inland	D	-2.94	0.30	DHR	Danaher	A	2.26	0.30
2008-02-01	ALL	Allstate	D	-2.88	0.50	AFL	Aflac	A	2.23	0.50
2008-02-01	UTX	United Technologies	C	-1.85	1.50	TXT	Textron	A	2.22	1.50
2008-02-01	VFC	Vf	D	-2.86	0.00	UST	UST Inc	A	2.19	0.00
2008-02-01	BMO	Bank Of Montreal	D	-2.87	0.80	WAT	Waters	A	2.26	0.80
2008-02-01	BNS	Bank Of Nova Scotia	D	-2.85	0.40	CSCO	Cisco Systems	A	2.24	0.40
2008-02-01	CCO	Cameco	D	-2.91	1.00	ADM	Archer Daniels Midland	A	2.24	1.00
2008-02-01		National Bank Of Canada	D	-2.87	0.90	ADSK	Autodesk	A	2.23	0.90
2008-02-01	T	Telus	D	-2.89	0.40	EOG	Eog Resources	A	2.23	0.40
2008-02-01	AWC	Alumina	D	-2.90	0.20	HSP	Hospira	A	2.22	0.20
2008-02-01	CBS	Cbs	D	-2.88	0.60	VIAB	Viacom	A	2.17	0.60
2008-02-01	ACH	Aluminum Corporation Of China Adr	C	-1.89	0.60	AA	Alcoa	A	2.20	0.60
2008-02-01	KIM	Kimco Realty	D	-2.87	0.20	AET	Aetna	A	2.29	0.20
2008-02-01	BHP	Bhp Billiton	C	-1.87	2.80	AIZ	Assurant	A	2.22	2.80
2008-02-01	TLB	Talbots	D	-2.94	0.00	COST	Costco Wholesale	A	2.21	0.00
2008-02-01	BMJ	Bristol-myers Squibb	D	-2.88	0.40	ESRX	Express Scripts Holding	A	2.37	0.40
2008-02-01	WB	Wachovia	D	-2.89	0.40	BAX	Baxter International	A	2.28	0.40
2008-02-01	C	Citigroup	D	-2.91	1.60	TT	Trane	A	2.28	1.60
2008-02-01	XOM	Exxon Mobil	C	-1.85	3.70	APC	Anadarko Petroleum	A	2.26	3.70
2008-02-01	VZ	Verizon Communications	C	-1.86	1.70	EMC	EMC Corp	A	2.28	1.70
2008-02-01	HPQ	Hp	C	-1.86	1.10	BMC	BMC Software	A	2.39	1.10
2008-02-01	BSL	Bluescope Steel	C	-1.86	1.50	AOC	Aon plc	A	2.22	1.50
2008-03-03	DTE	Dte Energy	D	-2.87	0.20	AYE	Allegheny Energy	A	2.32	0.20
2008-03-03	AEP	American Electric Power	D	-2.87	0.30	STR	Questar Corp	A	2.28	0.30
2008-03-03	ROK	Rockwell Automation	C	-1.88	0.40	HON	Honeywell International	A	2.27	0.40
2008-03-03	ELUXB	Electrolux	D	-2.91	0.30	VAR	Varian Medical Systems	A	2.21	0.30
2008-03-03	GAS	AGL Resources	D	-2.87	0.30	ETR	Entergy	A	2.18	0.30
2008-03-03	AVP	Avon Products	C	-1.85	0.60	CL	Colgate-palmolive	A	2.26	0.60
2008-03-03	AXP	American Express	D	-2.89	0.20	STT	State Street	A	2.23	0.20
2008-03-03	TECK.B	Teck Resources	D	-2.87	0.30	CHK	Chesapeake Energy	A	2.21	0.30
2008-03-03	BAC	Bank Of America	D	-2.88	2.10	VRSN	Verisign	A	2.34	2.10
2008-03-03	BEN	Franklin Resources	D	-2.89	0.00	FII	Federated Investors	A	2.22	0.00
2008-03-03	CAT	Caterpillar	C	-1.84	1.10	GR	Goodrich	A	2.27	1.10
2008-03-03	CB	Chubb Corp	C	-1.85	0.50	L	Loews	A	2.37	0.50
2008-03-03	WIN	Windstream Holdings	D	-2.87	0.30	EOG	Eog Resources	A	2.31	0.30
2008-03-03	CLX	Clorox	D	-2.85	0.80	NKE	Nike	A	2.26	0.80

Date	Ticker	Name	R	SM	W (%)	Ticker	Name	R	SM	W (%)
2008-03-03	TCO	Taubman Centers	D	-2.87	0.20	PCL	Plum Creek Timber Co	A	2.20	0.20
2008-03-03	D	Dominion Resources	C	-1.86	0.70	POM	Pepco Holdings	A	2.17	0.70
2008-03-03	DD	E.i. Du Pont De Nemours	D	-2.85	1.10	SIAL	Sigma Aldrich	A	2.34	1.10
2008-03-03	DOW	Dow Chemical	D	-2.87	0.30	ECL	Ecolab	A	2.19	0.30
2008-03-03	DUK	Duke Energy	C	-1.86	0.90	AEE	Ameren	A	2.15	0.90
2008-03-03	ED	Consolidated Edison	D	-2.86	0.30	APA	Apache	A	2.30	0.30
2008-03-03	EMR	Emerson Electric	C	-1.85	0.00	LLL	L-3 Communications	A	2.27	0.00
2008-03-03	SPG	Simon Property	D	-2.87	0.20	PSA	Public Storage	A	2.19	0.20
2008-03-03	TRV	Travelers Companies	D	-2.86	1.40	PFG	Principal Financial	A	2.25	1.40
2008-03-03	NEE	Nextera Energy	C	-1.86	1.00	SII	Smith International	A	2.29	1.00
2008-03-03	GD	General Dynamics	C	-1.86	1.30	UNP	Union Pacific	A	2.26	1.30
2008-03-03	GE	General Electric	D	-2.87	2.30	DHR	Danaher	A	2.25	2.30
2008-03-03	GIS	General Mills	D	-2.84	0.40	MON	Monsanto	A	2.70	0.40
2008-03-03	HAL	Halliburton	C	-1.85	0.90	NBL	Noble Energy	A	2.83	0.90
2008-03-03	MS	Morgan Stanley	D	-2.90	0.80	HCBK	Hudson City Bancorp	A	2.19	0.80
2008-03-03	IP	International Paper	D	-2.87	0.40	AA	Alcoa	A	2.23	0.40
2008-03-03	JNJ	Johnson & Johnson	C	-1.85	0.80	GILD	Gilead Sciences	A	2.52	0.80
2008-03-03	KMB	Kimberly-clark	D	-2.85	0.90	JCI	Johnson Controls	A	2.24	0.90
2008-03-03	MBT	Manitoba Telecom Sv	D	-2.86	0.40	BCR	C R Bard	A	2.21	0.40
2008-03-03	COL	Rockwell Collins	D	-2.87	0.40	R	Ryder System	A	2.25	0.40
2008-03-03	LNC	Lincoln National	D	-2.88	0.90	AFL	Aflac	A	2.24	0.90
2008-03-03	LB	L Brands	D	-2.91	0.30	APOL	Apollo Educat Grp International	A	2.28	0.30
2008-03-03	MCD	Mcdonald's	C	-1.86	0.90	IGT	Game Technology PLC	A	2.21	0.90
2008-03-03	MHFI	McGraw Hill Fin	D	-2.91	0.30	WU	The Western Union	A	2.19	0.30
2008-03-03	MRK	Merck & Co	C	-1.88	0.20	ESRX	Express Scripts Holding	A	2.35	0.20
2008-03-03	MSFT	Microsoft	C	-1.88	0.40	WFR	SunEdison	A	2.48	0.40
2008-03-03	NOC	Northrop Grumman	C	-1.84	1.30	QLGC	QLogic Corp	A	2.22	1.30
2008-03-03	ES	Eversource Energy	D	-2.87	0.30	WFT	Weatherford International	A	2.29	0.30
2008-03-03	NWL	Newell Brands	D	-2.87	0.30	UST	UST Inc	A	2.19	0.30
2008-03-03	PCG	Pg&e	D	-2.87	0.50	TT	Trane	A	2.28	0.50
2008-03-03	PFE	Pfizer	D	-2.87	1.10	MHS	Medco Health Solutions	A	2.29	1.10
2008-03-03	PG	Procter & Gamble	C	-1.85	1.50	PHM	Pultegroup	B	1.24	1.50
2008-03-03	PPG	Ppg Industries	D	-2.87	0.00	EMN	Eastman Chemical	A	2.19	0.00
2008-03-03	DGE	Diageo	C	-1.85	1.40	CCE	Coca-Cola Enterprises	A	2.20	1.40
2008-03-03	SCCO	Southern Copper	C	-1.86	0.80	NEM	Newmont Mining	A	2.22	0.80
2008-03-03	T	At&t	C	-1.86	2.90	APC	Anadarko Petroleum	A	2.28	2.90
2008-03-03	SLB	Schlumberger	C	-1.87	1.00	RRC	Range Resources	A	2.42	1.00
2008-03-03	BP	Bp Adr	C	-1.86	0.90	HES	Hess	A	2.36	0.90
2008-03-03	STI	Suntrust Banks	D	-2.89	0.20	EMC	EMC Corp	A	2.27	0.20
2008-03-03	TIN	Temple Inland	D	-2.96	0.20					
2008-03-03	ALL	Allstate	D	-2.88	0.50	AIZ	Assurant	A	2.21	0.50
2008-03-03	UTX	United Technologies	C	-1.86	1.40	TXT	Textron	A	2.21	1.40
2008-03-03	VFC	Vf	D	-2.87	0.00	DHI	D.r. Horton	B	1.22	0.00
2008-03-03	WFC	Wells Fargo	D	-2.86	0.90	WAT	Waters	A	2.25	0.90
2008-03-03	WY	Weyerhaeuser	D	-2.88	0.80	EQR	Equity Residential	B	1.20	0.80
2008-03-03	BMO	Bank Of Montreal	D	-2.89	0.60	EP	El Paso Corporation	A	2.20	0.60
2008-03-03	BNS	Bank Of Nova Scotia	D	-2.86	0.40	BDX	Becton Dickinson	A	2.20	0.40
2008-03-03	CCO	Cameco	D	-2.89	1.20	NUE	Nucor	A	2.20	1.20
2008-03-03		National Bank Of Canada	D	-2.88	0.80	GENZ	Genzyme General	A	2.19	0.80
2008-03-03	T	Telus	D	-2.89	0.40	ORCL	Oracle	A	2.19	0.40
2008-03-03	AWC	Alumina	D	-2.88	0.30	STJ	St Jude Medical Inc	A	2.19	0.30

Date	Ticker	Name	R	SM	W (%)	Ticker	Name	R	SM	W (%)
2008-03-03	SRE	Sempra Energy	C	-1.86	0.40	XTO	XTO Energy Inc	A	2.25	0.40
2008-03-03	CBS	Cbs	D	-2.89	0.60	SSP	E.w. Scripps	A	2.18	0.60
2008-03-03	MWV	MeadWestvaco Aluminum	D	-2.88	0.40	CSX	Csx	A	2.20	0.40
2008-03-03	ACH	Corporation Of China Adr	C	-1.87	0.80	X	United States Steel	A	2.21	0.80
2008-03-03	KIM	Kimco Realty	D	-2.88	0.20	ESV	Ensco	A	2.25	0.20
2008-03-03	BHP	Bhp Billiton	C	-1.87	2.80	GPS	Gap	A	2.19	2.80
2008-03-03	TLB	Talbots	D	-2.94	0.00	TJX	Tjx Companies	A	2.20	0.00
2008-03-03	BMY	Bristol-myers Squibb	D	-2.88	0.40	BAX	Baxter International	A	2.27	0.40
2008-03-03	WYE	Wyeth	D	-2.85	0.70	SYK	Stryker	A	2.27	0.70
2008-03-03	WB	Wachovia	D	-2.91	0.30	ADM	Archer Daniels Midland	A	2.24	0.30
2008-03-03	C	Citigroup	D	-2.93	1.30	DVN	Devon Energy	A	2.22	1.30
2008-03-03	VZ	Verizon Communications	C	-1.87	1.60	HUM	Humana	A	2.22	1.60
2008-03-03	VOD	Vodafone	C	-1.86	0.60	BNI	Burlington Northern	A	2.19	0.60
2008-03-03	HPQ	Hp	C	-1.85	1.20	BMC	BMC Software	A	2.37	1.20
2008-03-03	MDLZ	Mondelez International	D	-2.85	0.40	PEP	Pepsico	A	2.31	0.40
2008-04-01	THI	Restaurant Brands International	D	-2.85	0.20	LH	Laboratory Corp Of America	A	2.17	0.20
2008-04-01	DTE	Dte Energy	D	-2.87	0.20	AYE	Allegheny Energy	A	2.32	0.20
2008-04-01	AEP	American Electric Power	D	-2.86	0.30	STR	Questar Corp	A	2.28	0.30
2008-04-01	ROK	Rockwell Automation	D	-2.87	0.40	LLL	L-3 Communications	A	2.28	0.40
2008-04-01	ELUXB	Electrolux	D	-2.91	0.30	HUM	Humana	A	2.15	0.30
2008-04-01	APD	Air Products & Chemicals	C	-1.85	0.70	SIAL	Sigma Aldrich	A	2.37	0.70
2008-04-01	GAS	AGL Resources	D	-2.87	0.30	ETR	Entergy	A	2.19	0.30
2008-04-01	AVP	Avon Products	C	-1.84	0.60	DHI	D.r. Horton	A	2.28	0.60
2008-04-01	AXP	American Express	D	-2.88	0.20	STT	State Street	A	2.25	0.20
2008-04-01	BAC	Bank Of America	D	-2.87	2.10	PNC	Pnc Financial Services	B	1.20	2.10
2008-04-01	BEN	Franklin Resources	D	-2.88	0.00	HCBK	Hudson City Bancorp	A	2.22	0.00
2008-04-01	BK	Bank Of New York Mellon	C	-1.85	0.10	FII	Federated Investors	A	2.22	0.10
2008-04-01	CAT	Caterpillar	C	-1.83	1.20	R	Ryder System	A	2.27	1.20
2008-04-01	CB	Chubb Corp	D	-2.84	0.50	AFL	Aflac	A	2.26	0.50
2008-04-01	WIN	Windstream Holdings	D	-2.87	0.30	TT	Trane	A	2.29	0.30
2008-04-01	CLX	Clorox	D	-2.86	0.80	CL	Colgate-palmolive	A	2.27	0.80
2008-04-01	D	Dominion Resources	D	-2.86	0.70	XTO	XTO Energy Inc	A	2.25	0.70
2008-04-01	DOW	Dow Chemical	D	-2.87	0.30	EMN	Eastman Chemical	A	2.18	0.30
2008-04-01	DUK	Duke Energy	D	-2.85	0.90	NBR	Nabors Industries	A	2.23	0.90
2008-04-01	ED	Consolidated Edison	D	-2.86	0.30	DVN	Devon Energy	A	2.22	0.30
2008-04-01	EMR	Emerson Electric	C	-1.85	0.00	DHR	Danaher	A	2.27	0.00
2008-04-01	TRV	Travelers Companies	D	-2.85	1.50	TMK	Torchmark	B	1.18	1.50
2008-04-01	NEE	Nextera Energy	C	-1.85	1.00	ADM	Archer Daniels Midland	A	2.22	1.00
2008-04-01	GD	General Dynamics	C	-1.85	1.30	GR	Goodrich	A	2.26	1.30
2008-04-01	MS	Morgan Stanley	D	-2.88	1.00	COF	Capital One Financial	B	1.22	1.00
2008-04-01	IP	International Paper	D	-2.89	0.40	X	United States Steel	A	2.26	0.40
2008-04-01	JNJ	Johnson & Johnson	C	-1.84	0.90	GILD	Gilead Sciences	A	2.57	0.90
2008-04-01	KMB	Kimberly-clark	D	-2.85	0.90	SNA	Snap-on	A	2.23	0.90
2008-04-01	MBT	Manitoba Telecom Sv	D	-2.87	0.40	THC	Tenet Healthcare	B	1.31	0.40
2008-04-01	COL	Rockwell Collins	D	-2.87	0.40	CSX	Csx	A	2.24	0.40
2008-04-01	LNC	Lincoln National	D	-2.87	0.90	CHK	Chesapeake Energy	A	2.22	0.90
2008-04-01	LB	L Brands	D	-2.90	0.30	APOL	Apollo Educat Grp International	A	2.22	0.30
2008-04-01	MCD	Mcdonald's	C	-1.85	0.90	IGT	Game Technology PLC	A	2.18	0.90

Date	Ticker	Name	R	SM	W (%)	Ticker	Name	R	SM	W (%)
2008-04-01	MHFI	McGraw Hill Fin	D	-2.91	0.30	BCR	C R Bard	A	2.21	0.30
2008-04-01		Minnesota Mng.& Mfg	D	-2.86	0.90	QLGC	QLogic Corp	A	2.22	0.90
2008-04-01	MO	Altria	C	-1.85	0.70	NKE	Nike	A	2.20	0.70
2008-04-01	MRK	Merck & Co	D	-2.89	0.20	ESRX	Express Scripts Holding	A	2.38	0.20
2008-04-01	MSFT	Microsoft	C	-1.87	0.50	WFR	SunEdison	A	2.46	0.50
2008-04-01	NOC	Northrop Grumman	C	-1.85	1.20	TXT	Textron	A	2.22	1.20
2008-04-01	ES	Eversource Energy	D	-2.87	0.30	ACS	Affiliated Computer	A	2.21	0.30
2008-04-01	NWL	Newell Brands	D	-2.86	0.30	UST	UST Inc	A	2.19	0.30
2008-04-01	COP	Conocophillips	C	-1.86	1.60	RRC	Range Resources	A	2.43	1.60
2008-04-01	PCG	Pg&e	D	-2.87	0.50	ORCL	Oracle	A	2.21	0.50
2008-04-01	PEG	Public Service Enterprise	C	-1.87	0.50	GENZ	Genzyme General	A	2.20	0.50
2008-04-01	PFE	Pfizer	D	-2.87	1.00	BAX	Baxter International	A	2.28	1.00
2008-04-01	PG	Procter & Gamble	C	-1.84	1.60	EL	Estee Lauder Companies	A	2.19	1.60
2008-04-01	PPG	Ppg Industries	D	-2.87	0.00	VAR	Varian Medical Systems	A	2.20	0.00
2008-04-01	ROH	Rohm & Haas	C	-1.83	0.80	STJ	St Jude Medical Inc	A	2.20	0.80
2008-04-01	SLB	Schlumberger	C	-1.87	1.00	HES	Hess	A	2.35	1.00
2008-04-01	BP	Bp Adr	D	-2.87	0.80	APA	Apache	A	2.31	0.80
2008-04-01	SO	Southern	D	-2.85	0.60	BDX	Becton Dickinson Forest Laboratories	A	2.20	0.60
2008-04-01	STI	Suntrust Banks	D	-2.89	0.20	FRX		A	2.19	0.20
2008-04-01	TIN	Temple Inland	D	-2.96	0.20					
2008-04-01	ALL	Allstate	D	-2.87	0.60	GPS	Gap	A	2.19	0.60
2008-04-01	UN	Unilever	C	-1.85	1.10	PHM	Pultegroup	B	1.30	1.10
2008-04-01	UTX	United Technologies	C	-1.86	1.40	BNI	Burlington Northern	A	2.21	1.40
2008-04-01	WEC	Wec Energy	D	-2.85	0.20	TMO	Thermo Fisher Scientific	A	2.19	0.20
2008-04-01	WY	Weyerhaeuser	D	-2.87	0.80	PSA	Public Storage	A	2.22	0.80
2008-04-01	BMO	Bank Of Montreal	D	-2.89	0.60	BIG	Big Lots	B	1.30	0.60
2008-04-01	BNS	Bank Of Nova Scotia	D	-2.85	0.40	LEN	Lennar	B	1.27	0.40
2008-04-01	CCO	Cameco	D	-2.90	1.00	KBH	Kb Home	B	1.27	1.00
2008-04-01		National Bank Of Canada	D	-2.88	0.80	TER	Teradyne	B	1.24	0.80
2008-04-01	T	Telus	D	-2.88	0.40	BJS	BJ Services Co	B	1.24	0.40
2008-04-01	INTC	Intel	D	-2.87	0.40	EMC	EMC Corp	A	2.26	0.40
2008-04-01	AWC	Alumina	D	-2.89	0.30	HOT	Strw Htl Res Wrlwd	B	1.24	0.30
2008-04-01	SRE	Sempra Energy	D	-2.86	0.40	AGN	Allergan	A	2.19	0.40
2008-04-01	CBS	Cbs	D	-2.89	0.60	NYT	New York Times	B	1.22	0.60
2008-04-01	MWV	MeadWestvaco	D	-2.87	0.40	CHRW	C.h.robinson Worldwide	A	2.20	0.40
2008-04-01	MRO	Marathon Oil	D	-2.88	1.20	EOG	Eog Resources	A	2.31	1.20
2008-04-01	PX	Praxair	C	-1.84	0.50	MON	Monsanto	A	2.19	0.50
2008-04-01	ACH	Aluminum Corporation Of China Adr	C	-1.88	0.70	AA	Alcoa	A	2.22	0.70
2008-04-01	BHP	Bhp Billiton	C	-1.87	2.60	CTX	Centex Corp	B	1.24	2.60
2008-04-01	TLB	Talbots	D	-2.92	0.00	TJX	Tjx Companies	A	2.21	0.00
2008-04-01	SE	Spectra Energy	D	-2.87	0.30	WFT	Weatherford International	A	2.30	0.30
2008-04-01	BCE	Bce	D	-2.86	0.30	EQR	Equity Residential	B	1.23	0.30
2008-04-01	BMJ	Bristol-myers Squibb	D	-2.88	0.30	SYK	Stryker	A	2.27	0.30
2008-04-01	WYE	Wyeth	D	-2.85	0.70	WAT	Waters	A	2.24	0.70
2008-04-01	WB	Wachovia	D	-2.92	0.30	NSC	Norfolk Southern	A	2.19	0.30
2008-04-01	BTU	Peabody Energy Corp	C	-1.86	0.80	NUE	Nucor	A	2.21	0.80
2008-04-01	C	Citigroup	D	-2.93	1.30	GME	Gamestop Corp New	A	2.18	1.30
2008-04-01	CEG	Constellation Energy	C	-1.86	0.50	QCOM	Qualcomm	A	2.18	0.50
2008-04-01	XOM	Exxon Mobil	C	-1.84	3.80	APC	Anadarko Petroleum	A	2.27	3.80
2008-04-01	VZ	Verizon Communications	D	-2.86	1.70	BF.B	Brown-forman	A	2.17	1.70

Date	Ticker	Name	R	SM	W (%)	Ticker	Name	R	SM	W (%)
2008-04-01	VOD	Vodafone	C	-1.87	0.60	HAS	Hasbro	B	1.22	0.60
2008-04-01	CVX	Chevron	C	-1.85	2.70	ESV	Enesco	A	2.26	2.70
2008-04-01	HPQ	Hp	C	-1.85	1.20	YHOO	Yahoo	A	2.25	1.20
2008-04-01	MDLZ	Mondelez International	D	-2.85	0.40	PEP	Pepsico	A	2.32	0.40
2008-05-01	ABT	Abbott Laboratories	D	-2.85	0.50	GILD	Gilead Sciences	A	2.57	0.50
2008-05-01	DTE	Dte Energy	D	-2.86	0.20	STR	Questar Corp	A	2.30	0.20
2008-05-01	AEP	American Electric Power	D	-2.85	0.30	DYNIQ	Dynegy	B	1.23	0.30
2008-05-01	ROK	Rockwell Automation	D	-2.88	0.40	GR	Goodrich	A	2.31	0.40
2008-05-01	ELUXB	Electrolux	D	-2.92	0.20	CHK	Chesapeake Energy	A	2.24	0.20
2008-05-01	GAS	AGL Resources	D	-2.87	0.30	D	Dominion Resources	B	1.19	0.30
2008-05-01	AXP	American Express	D	-2.87	0.20	HCBK	Hudson City Bancorp	A	2.23	0.20
2008-05-01	BAC	Bank Of America	D	-2.87	1.90	BBT	Bb&t	B	1.23	1.90
2008-05-01	BEN	Franklin Resources	D	-2.88	0.00	TROW	T Rowe Price	A	2.23	0.00
2008-05-01	BK	Bank Of New York Mellon	C	-1.85	0.10	NTRS	Northern Trust	A	2.20	0.10
2008-05-01	WIN	Windstream Holdings	D	-2.87	0.40	SIAL	Sigma Aldrich	A	2.34	0.40
2008-05-01	CLX	Clorox	D	-2.85	0.70	HAS	Hasbro	A	2.28	0.70
2008-05-01	DUK	Duke Energy Consolidated	D	-2.85	0.80	TE	Teco Energy	B	1.18	0.80
2008-05-01	ED	Edison	D	-2.86	0.20	ETR	Entergy	B	1.17	0.20
2008-05-01	EMR	Emerson Electric	C	-1.85	0.00	R	Ryder System	A	2.31	0.00
2008-05-01	NEE	Nextera Energy	C	-1.84	1.00	APA	Apache	A	2.33	1.00
2008-05-01	MS	Morgan Stanley International	D	-2.88	0.90	GS	Goldman Sachs	B	1.22	0.90
2008-05-01	IP	Paper	D	-2.89	0.30	X	United States Steel	A	2.30	0.30
2008-05-01	JNJ	Johnson & Johnson	C	-1.83	0.90	ESRX	Express Scripts Holding	A	2.40	0.90
2008-05-01	KMB	Kimberly-clark	D	-2.85	0.90	DHI	D.r. Horton	A	2.26	0.90
2008-05-01	KO	Coca-cola	C	-1.85	1.10	PEP	Pepsico	A	2.31	1.10
2008-05-01	MBT	Manitoba Telecom Sv	D	-2.87	0.30	FLR	Fluor	A	2.23	0.30
2008-05-01	COL	Rockwell Collins	D	-2.86	0.40	LLL	L-3 Communications	A	2.28	0.40
2008-05-01	LNC	Lincoln National	D	-2.87	0.90	AFL	Aflac	A	2.26	0.90
2008-05-01	MHFI	McGraw Hill Fin	D	-2.90	0.20	JNS	Janus Capital	B	1.21	0.20
2008-05-01		Minnesota Mng.& Mfg	D	-2.86	0.80	CSX	Csx	A	2.27	0.80
2008-05-01	MO	Altria	C	-1.86	0.20	SNA	Snap-on	A	2.25	0.20
2008-05-01	MRK	Merck & Co	D	-2.89	0.20	THC	Tenet Healthcare	A	2.35	0.20
2008-05-01	MSFT	Microsoft	D	-2.85	0.40	WFR	SunEdison	A	2.40	0.40
2008-05-01	NOC	Northrop Grumman	C	-1.85	1.10	DHR	Danaher	A	2.27	1.10
2008-05-01	ES	Eversource Energy	D	-2.86	0.30	WFT	Weatherford International	A	2.33	0.30
2008-05-01	NWL	Newell Brands	D	-2.88	0.20	NKE	Nike	A	2.20	0.20
2008-05-01	COP	Conocophillips	C	-1.84	1.60	RRC	Range Resources	A	2.44	1.60
2008-05-01	PCG	Pg&e	D	-2.86	0.40	EOG	Eog Resources	A	2.32	0.40
2008-05-01	PEG	Public Service Enterprise	D	-2.86	0.50	TT	Trane	A	2.29	0.50
2008-05-01	PFE	Pfizer	D	-2.88	0.90	BAX	Baxter International	A	2.29	0.90
2008-05-01	PG	Procter & Gamble	C	-1.85	1.50	UST	UST Inc	A	2.18	1.50
2008-05-01	DGE	Diageo	D	-2.84	1.40	TXT	Textron	A	2.23	1.40
2008-05-01	STI	Suntrust Banks	D	-2.89	0.20	MTB	M&t Bank	B	1.23	0.20
2008-05-01	TIN	Temple Inland	D	-2.96	0.10					
2008-05-01	ALL	Allstate	D	-2.87	0.60	SAF	Safeco Corp	B	1.26	0.60
2008-05-01	UN	Unilever	C	-1.85	1.00	EL	Estee Lauder Companies	A	2.18	1.00
2008-05-01	UTX	United Technologies	C	-1.85	1.40	CMI	Cummins	A	2.26	1.40
2008-05-01	WFC	Wells Fargo	D	-2.84	0.80	PNC	Pnc Financial Services	B	1.19	0.80
2008-05-01	WY	Weyerhaeuser	D	-2.88	0.80	EQR	Equity Residential	A	2.22	0.80
2008-05-01	BMO	Bank Of Montreal	D	-2.88	0.60	DVN	Devon Energy	A	2.23	0.60
2008-05-01	BNS	Bank Of Nova Scotia	D	-2.85	0.60	CHRW	C.h.robinson Worldwide	A	2.23	0.60
2008-05-01	CCO	Cameco	D	-2.90	0.90	BNI	Burlington Northern	A	2.23	0.90

Date	Ticker	Name	R	SM	W (%)	Ticker	Name	R	SM	W (%)
2008-05-01	T	Telus	D	-2.88	0.40	TYC	Tyco International	A	2.23	0.40
2008-05-01	INTC	Intel	D	-2.86	0.30	MCHP	Microchip Technology	A	2.24	0.30
2008-05-01	SRE	Sempra Energy	D	-2.85	0.30	APC	Anadarko Petroleum	A	2.28	0.30
2008-05-01	CBS	Cbs	D	-2.89	0.60	NYT	New York Times	B	1.23	0.60
2008-05-01	MWV	MeadWestvaco	D	-2.88	0.40	QLGC	QLogic Corp	A	2.24	0.40
2008-05-01	MRO	Marathon Oil Aluminum Corporation Of China Adr	D	-2.87	1.20	HES	Hess	A	2.39	1.20
2008-05-01	ACH	Corporation Of China Adr	C	-1.88	0.60	FCX	Freeport-mcmoran	A	2.23	0.60
2008-05-01	ABX	Barrick Gold	C	-1.88	0.30	ADM	Archer Daniels Midland	A	2.22	0.30
2008-05-01	BCE	Bce	D	-2.85	0.20	ORCL	Oracle	A	2.22	0.20
2008-05-01	BMJ	Bristol-myers Squibb	D	-2.88	0.50	BCR	C R Bard	A	2.20	0.50
2008-05-01	WB	Wachovia	D	-2.91	0.30	APOL	Apollo Educat Grp	A	2.27	0.30
2008-05-01	C	Citigroup	D	-2.92	1.40	ESV	Ensco	A	2.26	1.40
2008-05-01	CEG	Constellation Energy	C	-1.87	0.40	NBR	Nabors Industries	A	2.25	0.40
2008-05-01	VZ	Verizon Communications	D	-2.86	1.80	XTO	XTO Energy Inc	A	2.24	1.80
2008-05-01	VOD	Vodafone	C	-1.86	0.60	PH	Parker-hannifin	A	2.22	0.60
2008-05-01	HPQ	Hp	C	-1.85	1.10	YHOO	Yahoo	A	2.23	1.10
2008-05-01	MDLZ	Mondelez International	D	-2.85	0.40	WWY	Wrigley	A	2.23	0.40
2008-06-02	AEP	American Electric Power	D	-2.86	0.30	STR	Questar Corp	A	2.32	0.30
2008-06-02	ROK	Rockwell Automation	D	-2.87	0.40	R	Ryder System	A	2.31	0.40
2008-06-02	ELUXB	Electrolux	D	-2.93	0.20	WFT	Weatherford International	A	2.37	0.20
2008-06-02	GAS	AGL Resources	D	-2.87	0.30	DYNIQ	Dynegy	A	2.24	0.30
2008-06-02	BAC	Bank Of America	D	-2.89	1.70	MTB	M&t Bank	B	1.20	1.70
2008-06-02	BEN	Franklin Resources	D	-2.88	0.00	HPC	Hercules	A	2.22	0.00
2008-06-02	BK	Bank Of New York Mellon	C	-1.86	0.10	HCBK	Hudson City Bancorp	A	2.21	0.10
2008-06-02	CLX	Clorox	D	-2.86	0.70	HAS	Hasbro	A	2.28	0.70
2008-06-02	DUK	Duke Energy	D	-2.84	0.80	TE	Teco Energy	A	2.23	0.80
2008-06-02	ED	Consolidated Edison	D	-2.86	0.20	D	Dominion Resources	A	2.20	0.20
2008-06-02	MS	Morgan Stanley	D	-2.89	0.80	TROW	T Rowe Price	A	2.21	0.80
2008-06-02	IP	International Paper	D	-2.89	0.30	X	United States Steel	A	2.34	0.30
2008-06-02	KMB	Kimberly-clark	D	-2.85	0.90	SNA	Snap-on	A	2.26	0.90
2008-06-02	KO	Coca-cola	C	-1.86	1.10	PEP	Pepsico	A	2.30	1.10
2008-06-02	MBT	Manitoba Telecom Sv	D	-2.86	0.30	APA	Apache	A	2.35	0.30
2008-06-02		Minnesota Mng.& Mfg	D	-2.87	0.80	CSX	Csx	A	2.28	0.80
2008-06-02	MO	Altria	C	-1.85	0.30	NKE	Nike	A	2.20	0.30
2008-06-02	MRK	Merck & Co	D	-2.90	0.10	GILD	Gilead Sciences	A	2.58	0.10
2008-06-02	MSFT	Microsoft	D	-2.85	0.40	WFR	SunEdison	A	2.41	0.40
2008-06-02	NOC	Northrop Grumman	D	-2.85	1.10	GR	Goodrich	A	2.28	1.10
2008-06-02	ES	Eversource Energy	D	-2.87	0.30	ETR	Entergy	A	2.18	0.30
2008-06-02	NWL	Newell Brands	D	-2.89	0.20	UST	UST Inc	A	2.19	0.20
2008-06-02	PCG	Pg&e	D	-2.87	0.40	GAS	Nicor	B	1.21	0.40
2008-06-02	PEG	Public Service Enterprise	D	-2.86	0.50	CNP	Centerpoint Energy	B	1.20	0.50
2008-06-02	PFE	Pfizer	D	-2.88	0.80	ESRX	Express Scripts Holding	A	2.41	0.80
2008-06-02	PG	Procter & Gamble	C	-1.85	1.40	EL	Estee Lauder Companies	A	2.19	1.40
2008-06-02	DGE	Diageo	D	-2.85	1.30	SIAL	Sigma Aldrich	A	2.35	1.30
2008-06-02	RTN	Raytheon	C	-1.84	1.80	CMI	Cummins	A	2.28	1.80
2008-06-02	STI	Suntrust Banks	D	-2.91	0.20	PNC	Pnc Financial Services	B	1.17	0.20
2008-06-02	TIN	Temple Inland	D	-2.96	0.20					
2008-06-02	WFC	Wells Fargo	D	-2.86	0.70	HES	Hess	A	2.48	0.70
2008-06-02	WY	Weyerhaeuser	D	-2.85	0.80	EQR	Equity Residential	A	2.21	0.80
2008-06-02	BMO	Bank Of Montreal	D	-2.89	0.60	APC	Anadarko Petroleum	A	2.33	0.60
2008-06-02	T	Telus	D	-2.88	0.40	EOG	Eog Resources	A	2.32	0.40

Date	Ticker	Name	R	SM	W (%)	Ticker	Name	R	SM	W (%)
2008-06-02	CBS	Cbs	D	-2.90	0.50	CM-CSA	Comcast	A	2.23	0.50
2008-06-02	MWV	MeadWestvaco	D	-2.88	0.40	LLL	L-3 Communications	A	2.26	0.40
2008-06-02	ACH	Aluminum Corporation Of China Adr	C	-1.88	0.60	FCX	Freeport-mcmoran	A	2.25	0.60
2008-06-02	ABX	Barrick Gold	C	-1.87	0.40	ESV	Ensco	A	2.30	0.40
2008-06-02	BMJ	Bristol-myers Squibb	D	-2.89	0.50	THC	Tenet Healthcare	A	2.32	0.50
2008-06-02	WB	Wachovia	D	-2.93	0.20	RRC	Range Resources	A	2.44	0.20
2008-06-02	C	Citigroup	D	-2.94	1.10	BIG	Big Lots	A	2.41	1.10
2008-06-02	CEG	Constellation Energy	D	-2.86	0.40	AES	Aes	B	1.20	0.40
2008-06-02	VOD	Vodafone	D	-2.86	0.60	FLR	Fluor	A	2.29	0.60
2008-06-02	HPQ	Hp	C	-1.84	1.10	LSI	LSI	A	2.30	1.10
2008-07-01	THI	Restaurant Brands International	D	-2.86	0.20	BIG	Big Lots	A	2.42	0.20
2008-07-01	AEP	American Electric Power	D	-2.87	0.30	STR	Questar Corp	A	2.36	0.30
2008-07-01	ROK	Rockwell Automation	D	-2.90	0.30	R	Ryder System	A	2.29	0.30
2008-07-01	ELUXB	Electrolux	D	-2.94	0.20	WFT	Weatherford International	A	2.40	0.20
2008-07-01	GAS	AGL Resources	D	-2.87	0.30	TE	Teco Energy	A	2.24	0.30
2008-07-01	AVP	Avon Products	C	-1.85	0.50	HAS	Hasbro	A	2.27	0.50
2008-07-01	BAC	Bank Of America	D	-2.92	1.20	MTB	M&t Bank	B	1.17	1.20
2008-07-01	BK	Bank Of New York Mellon	D	-2.87	0.10	WU	The Western Union	A	2.21	0.10
2008-07-01	CAT	Caterpillar	C	-1.85	1.20	DHR	Danaher	A	2.26	1.20
2008-07-01	CLX	Clorox	D	-2.87	0.70	SNA	Snap-on	A	2.22	0.70
2008-07-01	DD	E.i. Du Pont De Nemours	C	-1.86	1.20	EMN	Eastman Chemical	A	2.20	1.20
2008-07-01	ED	Consolidated Edison	D	-2.87	0.20	DYNIQ	Dynegy	A	2.23	0.20
2008-07-01	GE	General Electric	D	-2.88	1.90	CMI	Cummins	A	2.25	1.90
2008-07-01	MS	Morgan Stanley	D	-2.91	0.70	HCBK	Hudson City Bancorp	A	2.20	0.70
2008-07-01	IP	International Paper	D	-2.91	0.30	MEE	Massey Energy Corp	A	2.80	0.30
2008-07-01	KMB	Kimberly-clark	D	-2.86	0.90	UST	UST Inc	A	2.19	0.90
2008-07-01	KO	Coca-cola	C	-1.87	1.00	PEP	Pepsico	A	2.29	1.00
2008-07-01		Minnesota Mng.& Mfg	D	-2.88	0.80	CSX	Csx	A	2.25	0.80
2008-07-01	MO	Altria	C	-1.86	0.30	EL	Estee Lauder Companies	A	2.18	0.30
2008-07-01	MRK	Merck & Co	D	-2.89	0.20	GILD	Gilead Sciences	A	2.56	0.20
2008-07-01	MSFT	Microsoft	D	-2.86	0.40	WFR	SunEdison	A	2.37	0.40
2008-07-01	NOC	Northrop Grumman	D	-2.87	1.00	DOV	Dover	A	2.23	1.00
2008-07-01	NWL	Newell Brands	D	-2.90	0.20	NKE	Nike	A	2.17	0.20
2008-07-01	PFE	Pfizer	D	-2.89	0.80	ESRX	Express Scripts Holding	A	2.35	0.80
2008-07-01	PG	Procter & Gamble	C	-1.86	1.40	EA	Electronic Arts	A	2.17	1.40
2008-07-01	DGE	Diageo	D	-2.86	1.30	APA	Apache	A	2.37	1.30
2008-07-01	ROH	Rohm & Haas	D	-2.87	0.70	SWN	Southwestern Energy	A	2.56	0.70
2008-07-01	RTN	Raytheon	C	-1.86	1.80	AW	Allied Waste	A	2.22	1.80
2008-07-01	STI	Suntrust Banks	D	-2.93	0.10	PNC	Pnc Financial Services	B	1.16	0.10
2008-07-01	TIN	Temple Inland	D	-2.96	0.10					
2008-07-01	UN	Unilever	C	-1.86	0.90	LEG	Leggett & Platt	B	1.19	0.90
2008-07-01	WFC	Wells Fargo	D	-2.88	0.70	HES	Hess	A	2.48	0.70
2008-07-01	WY	Weyerhaeuser	D	-2.88	0.70	EQR	Equity Residential	A	2.19	0.70
2008-07-01	BMO	Bank Of Montreal	D	-2.90	0.50	COG	Cabot Oil & Gas	A	2.36	0.50
2008-07-01	T	Telus	D	-2.89	0.40	ESV	Ensco	A	2.34	0.40
2008-07-01	CBS	Cbs	D	-2.91	0.50	CM-CSA	Comcast	A	2.19	0.50
2008-07-01	MWV	MeadWestvaco	D	-2.89	0.40	BNI	Burlington Northern	A	2.21	0.40
2008-07-01	ACH	Aluminum Corporation Of China Adr	D	-2.92	0.40	X	United States Steel	A	2.35	0.40
2008-07-01	ABX	Barrick Gold	C	-1.86	0.40	EOG	Eog Resources	A	2.33	0.40
2008-07-01	BMJ	Bristol-myers Squibb	D	-2.89	0.50	THC	Tenet Healthcare	A	2.30	0.50

Date	Ticker	Name	R	SM	W (%)	Ticker	Name	R	SM	W (%)
2008-07-01	WB	Wachovia	D	-2.95	0.10					
2008-07-01	C	Citigroup	D	-2.95	1.00	RRC	Range Resources	A	2.45	1.00
2008-07-01	CEG	Constellation Energy	D	-2.87	0.40	D	Dominion Resources	A	2.20	0.40
2008-07-01	VOD	Vodafone	D	-2.87	0.60	NBR	Nabors Industries	A	2.33	0.60
2008-07-01	HPQ	Hp	D	-2.85	1.10	BRCM	Broadcom Corp	A	2.28	1.10
2008-08-01	THI	Restaurant Brands International	D	-2.87	0.10	FDO	Family Dollar Stores	A	2.25	0.10
2008-08-01	AEP	American Electric Power	D	-2.87	0.30	STR	Questar Corp	A	2.25	0.30
2008-08-01	ROK	Rockwell Automation	D	-2.90	0.30	JBL	Jabil Circuit	A	2.31	0.30
2008-08-01	ELUXB	Electrolux	D	-2.94	0.10	FLR	Fluor	A	2.25	0.10
2008-08-01	GAS	AGL Resources	D	-2.87	0.20	TE	Teco Energy	A	2.20	0.20
2008-08-01	AXP	American Express	D	-2.88	0.10	MA	Mastercard	A	2.90	0.10
2008-08-01	BAC	Bank Of America	D	-2.89	1.80	SOV	Sovereign Bncp	B	1.27	1.80
2008-08-01	BK	Bank Of New York Mellon	D	-2.88	0.10	WU	The Western Union	A	2.23	0.10
2008-08-01	CAT	Caterpillar	C	-1.87	1.30	R	Ryder System	A	2.28	1.30
2008-08-01	CLX	Clorox	D	-2.86	0.80	HAS	Hasbro	A	2.30	0.80
2008-08-01	TCO	Taubman Centers	C	-1.86	0.10	EQR	Equity Residential	A	2.22	0.10
2008-08-01	DD	E.i. Du Pont De Nemours	D	-2.85	1.30	BAX	Baxter International	A	2.31	1.30
2008-08-01	DOW	Dow Chemical	D	-2.87	0.40	WFR	SunEdison	A	2.28	0.40
2008-08-01	DUK	Duke Energy Consolidated	D	-2.84	0.70	TEG	Integrus Energy	A	2.19	0.70
2008-08-01	ED	Edison	D	-2.87	0.20	DYNIQ	Dynegy	A	2.17	0.20
2008-08-01	EQT	Eq	C	-1.88	1.00	SWN	Southwestern Energy	A	2.42	1.00
2008-08-01	SPG	Simon Property	C	-1.85	0.10	VNO	Vornado Realty Trust	A	2.20	0.10
2008-08-01	TRV	Travelers Companies	D	-2.86	1.70	SAF	Safeco Corp	A	2.26	1.70
2008-08-01	NEE	Nextera Energy	C	-1.85	1.00	ETR	Entergy	A	2.16	1.00
2008-08-01	GE	General Electric	D	-2.88	2.30	CSX	Csx	A	2.27	2.30
2008-08-01	MS	Morgan Stanley International	D	-2.90	0.90	TROW	T Rowe Price	A	2.22	0.90
2008-08-01	IP	Paper	D	-2.89	0.30	MEE	Massey Energy Corp	A	2.66	0.30
2008-08-01	KMB	Kimberly-clark	D	-2.86	0.80	SNA	Snap-on	A	2.23	0.80
2008-08-01	KO	Coca-cola	D	-2.86	1.10	BUD	Anheuser-Busch	A	2.25	1.10
2008-08-01	COL	Rockwell Collins	D	-2.88	0.30	DHR	Danaher	A	2.27	0.30
2008-08-01	LNC	Lincoln National	D	-2.86	0.80	PGR	Progressive	A	2.22	0.80
2008-08-01	LB	L Brands	D	-2.86	0.20	BIG	Big Lots	A	2.41	0.20
2008-08-01	MMC	Marsh & McLennan Cos	C	-1.84	0.10	AOC	Aon plc	A	2.19	0.10
2008-08-01		Minnesota Mng.& Mfg	D	-2.88	0.80	CMI	Cummins	A	2.26	0.80
2008-08-01	MO	Altria	C	-1.86	0.30	UST	UST Inc	A	2.18	0.30
2008-08-01	MRK	Merck & Co	D	-2.91	0.10	GILD	Gilead Sciences	A	2.58	0.10
2008-08-01	MSFT	Microsoft	D	-2.87	0.30	LSI	LSI	A	2.30	0.30
2008-08-01	NOC	Northrop Grumman	D	-2.87	1.10	QLGC	QLogic Corp	A	2.26	1.10
2008-08-01	ES	Eversource Energy	D	-2.85	0.20	GAS	Nicor	B	1.20	0.20
2008-08-01	NWL	Newell Brands	D	-2.90	0.10	EL	Estee Lauder Companies	A	2.18	0.10
2008-08-01	PCG	Pg&e	D	-2.85	0.30	CNP	Centerpoint Energy	B	1.18	0.30
2008-08-01	PFE	Pfizer	D	-2.89	0.80	ESRX	Express Scripts Holding	A	2.39	0.80
2008-08-01	PG	Procter & Gamble	D	-2.86	1.50	NKE	Nike	A	2.17	1.50
2008-08-01	DGE	Diageo	D	-2.86	1.30	NBR	Nabors Industries	A	2.24	1.30
2008-08-01	RTN	Raytheon	D	-2.86	1.80	NSC	Norfolk Southern	A	2.24	1.80
2008-08-01	SCCO	Southern Copper	C	-1.90	0.50	X	United States Steel	A	2.30	0.50
2008-08-01	T	At&t	D	-2.87	2.40	CTL	Centurylink	B	1.20	2.40
2008-08-01	SO	Southern	D	-2.84	0.50	PGN	Progress Energy	B	1.17	0.50
2008-08-01	STI	Suntrust Banks	D	-2.92	0.10	PNC	Pnc Financial Services	B	1.24	0.10
2008-08-01	ALL	Allstate	D	-2.85	0.50	L	Loews	A	2.19	0.50
2008-08-01	UN	Unilever	D	-2.87	1.10	LEG	Leggett & Platt	B	1.23	1.10
2008-08-01	UTX	United Technologies	D	-2.86	1.30	DOV	Dover	A	2.23	1.30
2008-08-01	WY	Weyerhaeuser	D	-2.86	0.70	PCL	Plum Creek Timber Co	A	2.20	0.70
2008-08-01	BMO	Bank Of Montreal	D	-2.89	0.50	BRCM	Broadcom Corp	A	2.24	0.50

Date	Ticker	Name	R	SM	W (%)	Ticker	Name	R	SM	W (%)
2008-08-01	RIO	Rio Tinto	C	-1.87	2.30	WWY	Wrigley	A	2.24	2.30
2008-08-01	T	Telus	D	-2.90	0.30	HRB	H.& R.block	A	2.24	0.30
2008-08-01	AWC	Alumina	D	-2.89	0.20	COG	Cabot Oil & Gas	A	2.24	0.20
2008-08-01	SRE	Sempra Energy	C	-1.84	0.30	POM	Pepco Holdings	B	1.17	0.30
2008-08-01	CBS	Cbs	D	-2.92	0.40	CM- CSA	Comcast	A	2.20	0.40
2008-08-01	MWV	MeadWestvaco	D	-2.88	0.30	UNP	Union Pacific	A	2.22	0.30
2008-08-01	MRO	Marathon Oil	D	-2.86	1.20	HES	Hess	A	2.38	1.20
2008-08-01	TOT	Total Adr	C	-1.86	2.30	WFT	Weatherford International	A	2.32	2.30
2008-08-01	CNX	Consol Energy Aluminum	C	-1.90	0.80	AKS	Ak Steel	A	2.28	0.80
2008-08-01	ACH	Corporation Of China Adr	D	-2.93	0.30	NEM	Newmont Mining	A	2.18	0.30
2008-08-01	KIM	Kimco Realty	D	-2.86	0.10	AVB	Avalonbay Communities	B	1.20	0.10
2008-08-01	BHP	Bhp Billiton	C	-1.87	2.90	BJS	BJ Services Co	A	2.24	2.90
2008-08-01	JPM	Jpmorgan Chase	D	-2.86	2.80	HPC	Hercules	A	2.22	2.80
2008-08-01	BMJ	Bristol-myers Squibb	D	-2.89	0.80	THC	Tenet Healthcare	A	2.32	0.80
2008-08-01	USB	Us Bancorp	D	-2.85	1.10	AMGN	Amgen	A	2.26	1.10
2008-08-01	DO	Diamond Offshore Drilling	C	-1.87	0.80	ESV	Ensco	A	2.29	0.80
2008-08-01	C	Citigroup	D	-2.94	1.20	EDS	Electronic Data Systems-EDS	A	2.26	1.20
2008-08-01	CEG	Constellation Energy	D	-2.88	0.40	CMS	Cms Energy	B	1.17	0.40
2008-08-01	XOM	Exxon Mobil	D	-2.86	3.30	NOV	National Oilwell Varco	A	2.26	3.30
2008-08-01	VZ	Verizon Communications	D	-2.85	1.70	FTR	Frontier Communications	B	1.19	1.70
2008-08-01	VOD	Vodafone	D	-2.88	0.50	LUV	Southwest Airlines	A	2.23	0.50
2008-08-01	CVX	Chevron	C	-1.86	2.70	APC	Anadarko Petroleum	A	2.25	2.70
2008-08-01	HPQ	Hp	D	-2.85	1.10	CPWR	Compuware Corp	A	2.29	1.10
2008-08-01	ITC	Itc Hldng	C	-1.85	0.30	AES	Aes	B	1.16	0.30
2008-09-01	THI	Restaurant Brands International	D	-2.84	0.10	RSHCQ	RS Legacy Corp	A	2.26	0.10
2008-09-01	DTE	Dte Energy	D	-2.84	0.20	STR	Questar Corp	A	2.25	0.20
2008-09-01	AEP	American Electric Power	D	-2.87	0.30	GAS	Nicor	A	2.23	0.30
2008-09-01	ROK	Rockwell Automation	D	-2.90	0.30	JBL	Jabil Circuit	A	2.31	0.30
2008-09-01	ELUXB	Electrolux	D	-2.92	0.20	AMGN	Amgen	A	2.26	0.20
2008-09-01	APD	Air Products & Chemicals	C	-1.86	0.70	CF	Cf Industries	A	2.20	0.70
2008-09-01	GAS	AGL Resources	D	-2.88	0.20	TE	Teco Energy	A	2.20	0.20
2008-09-01	AXP	American Express	D	-2.87	0.10	MA	Mastercard	A	2.92	0.10
2008-09-01	TECK.B	Teck Resources	C	-1.86	0.30	FDO	Family Dollar Stores	A	2.26	0.30
2008-09-01	BAC	Bank Of America	D	-2.90	1.70	PNC	Pnc Financial Services	A	2.24	1.70
2008-09-01	BK	Bank Of New York Mellon	D	-2.88	0.10	WU	The Western Union	A	2.23	0.10
2008-09-01	CAT	Caterpillar	C	-1.86	1.40	R	Ryder System	A	2.28	1.40
2008-09-01	CB	Chubb Corp	D	-2.85	0.90	SAF	Safeco Corp	A	2.27	0.90
2008-09-01	WIN	Windstream Holdings	C	-1.84	0.50	CTL	Centurylink	A	2.21	0.50
2008-09-01	TCO	Taubman Centers	D	-2.86	0.10	EQR	Equity Residential	A	2.21	0.10
2008-09-01	DD	E.i. Du Pont De Nemours	D	-2.85	1.30	SIAL	Sigma Aldrich	A	2.18	1.30
2008-09-01	DE	Deere	D	-2.88	1.70	DHR	Danaher	A	2.28	1.70
2008-09-01	DOW	Dow Chemical	D	-2.87	0.40	AVY	Avery Dennison	B	1.19	0.40
2008-09-01	DUK	Duke Energy	D	-2.84	0.70	TEG	Integrays Energy	A	2.19	0.70
2008-09-01	ED	Consolidated Edison	D	-2.86	0.20	ETR	Entergy	A	2.16	0.20
2008-09-01	EMR	Emerson Electric	D	-2.87	0.00	CSX	Csx	A	2.27	0.00
2008-09-01	EQT	Eq	C	-1.89	1.00	SWN	Southwestern Energy	A	2.44	1.00
2008-09-01	SPG	Simon Property	C	-1.85	0.10	VNO	Vornado Realty Trust	A	2.21	0.10
2008-09-01	TRV	Travelers Companies	D	-2.86	1.70	UNM	Unum	A	2.21	1.70
2008-09-01	NEE	Nextera Energy	C	-1.85	0.90	PNW	Pinnacle West Capital	B	1.19	0.90

Date	Ticker	Name	R	SM	W (%)	Ticker	Name	R	SM	W (%)
2008-09-01	GE	General Electric	D	-2.88	2.20	QLGC	QLogic Corp	A	2.26	2.20
2008-09-01	MS	Morgan Stanley	D	-2.90	0.80	HPC	Hercules	A	2.23	0.80
2008-09-01	KMB	Kimberly-clark	D	-2.85	0.90	HAS	Hasbro	A	2.29	0.90
2008-09-01	KO	Coca-cola	D	-2.87	1.00	BUD	Anheuser-Busch	A	2.25	1.00
2008-09-01	COL	Rockwell Collins	D	-2.87	0.40	CMI	Cummins	A	2.25	0.40
2008-09-01	LNC	Lincoln National	D	-2.85	0.90	AOC	Aon plc	A	2.20	0.90
2008-09-01		Minnesota Mng.& Mfg	D	-2.88	0.80	NSC	Norfolk Southern	A	2.25	0.80
2008-09-01	MO	Altria	D	-2.86	0.30	LEG	Leggett & Platt	A	2.26	0.30
2008-09-01	MRK	Merck & Co	D	-2.90	0.10	GILD	Gilead Sciences	A	2.56	0.10
2008-09-01	MSFT	Microsoft	D	-2.86	0.30	CPWR	Compuware Corp	A	2.30	0.30
2008-09-01	NOC	Northrop Grumman	D	-2.86	1.10	AW	Allied Waste	A	2.24	1.10
2008-09-01	NWL	Newell Brands	D	-2.89	0.10	SNA	Snap-on	A	2.24	0.10
2008-09-01	OXY	Occidental Petroleum	C	-1.86	1.10	WFT	Weatherford International	A	2.32	1.10
2008-09-01	COP	Conocophillips	C	-1.86	1.60	ESV	Ensco	A	2.28	1.60
2008-09-01	PEG	Public Service Enterprise	D	-2.85	0.50	CNP	Centerpoint Energy	B	1.19	0.50
2008-09-01	PFE	Pfizer	D	-2.88	0.80	ESRX	Express Scripts Holding	A	2.41	0.80
2008-09-01	RTN	Raytheon	D	-2.85	1.90	UNP	Union Pacific	A	2.24	1.90
2008-09-01	SCCO	Southern Copper	D	-2.90	0.50	X	United States Steel	A	2.26	0.50
2008-09-01	T	At&t	D	-2.87	2.50	FTR	Frontier Communications	A	2.21	2.50
2008-09-01	BP	Bp Adr	D	-2.87	1.00	APC	Anadarko Petroleum	A	2.27	1.00
2008-09-01	STI	Suntrust Banks	D	-2.92	0.10	SOV	Sovereign Bncp	B	1.26	0.10
2008-09-01	ALL	Allstate	D	-2.86	0.50	AIZ	Assurant	A	2.17	0.50
2008-09-01	UN	Unilever	D	-2.86	1.10	JNY	Jones Group	A	2.23	1.10
2008-09-01	UTX	United Technologies	D	-2.85	1.40	BNI	Burlington Northern	A	2.23	1.40
2008-09-01	WEC	Wec Energy	C	-1.84	0.20	PGN	Progress Energy	B	1.18	0.20
2008-09-01	WY	Weyerhaeuser	D	-2.86	0.70	PCL	Plum Creek Timber Co	A	2.20	0.70
2008-09-01	BMO	Bank Of Montreal	D	-2.89	0.40	HRB	H.& R.block	A	2.25	0.40
2008-09-01	BNS	Bank Of Nova Scotia	C	-1.84	1.10	FLR	Fluor	A	2.25	1.10
2008-09-01	RIO	Rio Tinto	C	-1.87	2.40	BRCM	Broadcom Corp	A	2.24	2.40
2008-09-01		National Bank Of Canada	D	-2.85	0.90	WWY	Wrigley	A	2.24	0.90
2008-09-01	T	Telus	D	-2.89	0.30	COV	Covidien	A	2.24	0.30
2008-09-01	AWC	Alumina	D	-2.89	0.20	VAR	Varian Medical Systems	A	2.23	0.20
2008-09-01	SRE	Sempra Energy	C	-1.83	0.30	BIG	Big Lots	A	2.39	0.30
2008-09-01	CBS	Cbs	D	-2.92	0.40	CM-CSA	Comcast	A	2.21	0.40
2008-09-01	MRO	Marathon Oil	D	-2.86	1.20	NOV	National Oilwell Varco	A	2.24	1.20
2008-09-01	TOT	Total Adr	C	-1.87	2.20	NBR	Nabors Industries	A	2.24	2.20
2008-09-01	CNX	Consol Energy Aluminum	C	-1.90	0.80	NEM	Newmont Mining	A	2.18	0.80
2008-09-01	ACH	Corporation Of China Adr	D	-2.94	0.30	BAX	Baxter International	A	2.31	0.30
2008-09-01	BHP	Bhp Billiton	C	-1.86	3.00	ADBE	Adobe Systems	A	2.23	3.00
2008-09-01	JPM	Jpmorgan Chase	D	-2.86	2.60	TROW	T Rowe Price	A	2.22	2.60
2008-09-01	BMJ	Bristol-myers Squibb	D	-2.89	0.90	THC	Tenet Healthcare	A	2.32	0.90
2008-09-01	DO	Diamond Offshore Drilling	C	-1.88	0.70	COG	Cabot Oil & Gas	A	2.23	0.70
2008-09-01	C	Citigroup	D	-2.94	1.20	BRL	Barr Pharmaceuticals	A	2.30	1.20
2008-09-01	CEG	Constellation Energy	D	-2.90	0.30	LSI	LSI	A	2.29	0.30
2008-09-01	XOM	Exxon Mobil	D	-2.86	3.30	CHK	Chesapeake Energy	A	2.22	3.30
2008-09-01	VZ	Verizon Communications	D	-2.85	1.70	EQ	Embarq	A	2.20	1.70
2008-09-01	VOD	Vodafone	D	-2.88	0.50	DOV	Dover	A	2.23	0.50
2008-09-01	CVX	Chevron	C	-1.86	2.70	BSJ	BJ Services Co	A	2.22	2.70
2008-09-01	BSL	Bluescope Steel	D	-2.87	1.40	XLNX	Xilinx	A	2.23	1.40
2008-10-01	AEP	American Electric Power	D	-2.88	0.30	GAS	Nicor	A	2.23	0.30
2008-10-01	ROK	Rockwell Automation	D	-2.92	0.30	APH	Amphenol	A	2.33	0.30

Date	Ticker	Name	R	SM	W (%)	Ticker	Name	R	SM	W (%)
2008-10-01	APD	Air Products & Chemicals	D	-2.89	0.60	ECL	Ecolab	A	2.19	0.60
2008-10-01	GAS	AGL Resources	D	-2.88	0.20	TEG	Integrays Energy	A	2.19	0.20
2008-10-01	AXP	American Express	D	-2.88	0.10	SCHW	Charles Schwab	A	2.22	0.10
2008-10-01	TECK.B	Teck Resources	D	-2.91	0.20	DVA	Davita	A	2.22	0.20
2008-10-01	BK	Bank Of New York Mellon	D	-2.89	0.10	HPC	Hercules	A	2.21	0.10
2008-10-01	CAT	Caterpillar	D	-2.89	1.20	DHR	Danaher	A	2.23	1.20
2008-10-01	WIN	Windstream Holdings	D	-2.86	0.50	CTL	Centurylink	A	2.20	0.50
2008-10-01	TCO	Taubman Centers	D	-2.86	0.10	EQR	Equity Residential	A	2.22	0.10
2008-10-01	DE	Deere	D	-2.92	1.20	FAST	Fastenal	A	2.23	1.20
2008-10-01	DOW	Dow Chemical	D	-2.86	0.40	PPG	Ppg Industries	A	2.18	0.40
2008-10-01	EMR	Emerson Electric	D	-2.89	0.00	NSC	Norfolk Southern	A	2.22	0.00
2008-10-01	EQT	Eqt	D	-2.92	0.80	SWN	Southwestern Energy	A	2.35	0.80
2008-10-01	SPG	Simon Property	C	-1.85	0.10	PSA	Public Storage	A	2.22	0.10
2008-10-01	NEE	Nextera Energy	D	-2.88	0.90	PGN	Progress Energy	A	2.18	0.90
2008-10-01	GD	General Dynamics	C	-1.87	1.30	QLGC	QLogic Corp	A	2.22	1.30
2008-10-01	GE	General Electric	D	-2.89	2.10	PTV	Pactiv Corp	A	2.22	2.10
2008-10-01	HAL	Halliburton	C	-1.91	0.80	APC	Anadarko Petroleum	A	2.21	0.80
2008-10-01	MS	Morgan Stanley	D	-2.94	0.60	TROW	T Rowe Price	A	2.21	0.60
2008-10-01	KO	Coca-cola	D	-2.86	1.20	WWY	Wrigley	A	2.24	1.20
2008-10-01	MBT	Manitoba Telecom Sv	D	-2.84	0.30	CPB	Campbell Soup	A	2.22	0.30
2008-10-01	COL	Rockwell Collins	D	-2.88	0.40	CVG	Convergys	A	2.21	0.40
2008-10-01	LNC	Lincoln National	D	-2.87	0.80	UNM	Unum	A	2.21	0.80
2008-10-01		Minnesota Mng.& Mfg	D	-2.88	0.90	BNI	Burlington Northern	A	2.19	0.90
2008-10-01	MO	Altria	D	-2.86	0.30	HAS	Hasbro	A	2.26	0.30
2008-10-01	MRK	Merck & Co	D	-2.91	0.10	GILD	Gilead Sciences	A	2.49	0.10
2008-10-01	MSFT	Microsoft	D	-2.86	0.30	CPWR	Compuware Corp	A	2.25	0.30
2008-10-01	NOC	Northrop Grumman	D	-2.89	1.00	UNP	Union Pacific	A	2.19	1.00
2008-10-01	NWL	Newell Brands	D	-2.90	0.10	LEG	Leggett & Platt	A	2.26	0.10
2008-10-01	OXY	Occidental Petroleum	C	-1.89	1.10	WFT	Weatherford International	A	2.20	1.10
2008-10-01	COP	Conocophillips	D	-2.88	1.50	COG	Cabot Oil & Gas	A	2.18	1.50
2008-10-01	PEG	Public Service Enterprise	D	-2.88	0.40	XEL	Xcel Energy	A	2.17	0.40
2008-10-01	PPL	Ppl	D	-2.89	0.70	PNW	Pinnacle West Capital	B	1.19	0.70
2008-10-01	RTN	Raytheon	D	-2.87	1.90	GWW	Ww Grainger	A	2.19	1.90
2008-10-01	SCCO	Southern Copper	D	-2.93	0.40	BIG	Big Lots	A	2.36	0.40
2008-10-01	T	At&t	D	-2.88	2.40	FTR	Frontier Communications	A	2.19	2.40
2008-10-01	SLB	Schlumberger	C	-1.88	0.90	CHK	Chesapeake Energy	A	2.16	0.90
2008-10-01	BP	Bp Adr	D	-2.89	0.90	BRL	Barr Pharmaceuticals	A	2.29	0.90
2008-10-01	ALL	Allstate	D	-2.86	0.60	PRU	Prudential Financial	A	2.19	0.60
2008-10-01	UN	Unilever	D	-2.86	1.30	PHM	Pultegroup	A	2.24	1.30
2008-10-01	UTX	United Technologies	D	-2.87	1.30	CTAS	Cintas	A	2.19	1.30
2008-10-01	WEC	Wec Energy	C	-1.84	0.20	CNP	Centerpoint Energy	B	1.17	0.20
2008-10-01	BNS	Bank Of Nova Scotia	C	-1.84	1.20	VAR	Varian Medical Systems	A	2.21	1.20
2008-10-01	CCO	Cameco	D	-2.91	0.70	JNY	Jones Group	A	2.21	0.70
2008-10-01	RIO	Rio Tinto	D	-2.90	2.00	HCP	Hcp	A	2.21	2.00
2008-10-01	T	Telus	D	-2.90	0.30	LOW	Lowe's Companies	A	2.21	0.30
2008-10-01	AWC	Alumina	D	-2.91	0.10	LUV	Southwest Airlines	A	2.21	0.10
2008-10-01	SRE	Sempra Energy	C	-1.85	0.30	THC	Tenet Healthcare	A	2.28	0.30
2008-10-01	CBS	Cbs	D	-2.93	0.40	DIS	Walt Disney	B	1.16	0.40
2008-10-01	ENB	Enbridge	C	-1.85	0.90	ACS	Affiliated Computer	A	2.21	0.90
2008-10-01	MRO	Marathon Oil	D	-2.88	1.10	PNC	Pnc Financial Services	A	2.26	1.10
2008-10-01	PX	Praxair	C	-1.88	0.60	SIAL	Sigma Aldrich	A	2.17	0.60
2008-10-01	TOT	Total Adr	D	-2.89	2.00	FDO	Family Dollar Stores	A	2.26	2.00
2008-10-01	CNX	Consol Energy	C	-1.94	0.60	AMGN	Amgen	A	2.25	0.60

Date	Ticker	Name	R	SM	W (%)	Ticker	Name	R	SM	W (%)
2008-10-01	ACH	Aluminum Corporation Of China Adr	D	-2.96	0.20					
2008-10-01	ABX	Barrick Gold	D	-2.86	0.40	UST	UST Inc	A	2.21	0.40
2008-10-01	BHP	Bhp Billiton	D	-2.89	2.60	ADBE	Adobe Systems	A	2.21	2.60
2008-10-01	SE	Spectra Energy	C	-1.87	0.30	BBT	Bb&t	A	2.24	0.30
2008-10-01	BMJ	Bristol-myers Squibb	D	-2.89	0.90	ESRX	Express Scripts Holding	A	2.41	0.90
2008-10-01	WYE	Wyeth	D	-2.87	0.70	BAX	Baxter International	A	2.31	0.70
2008-10-01	DO	Diamond Offshore Drilling	D	-2.89	0.70	BUD	Anheuser-Busch	A	2.24	0.70
2008-10-01	BTU	Peabody Energy Corp	C	-1.92	0.50	HRB	H.& R.block	A	2.23	0.50
2008-10-01	CEG	Constellation Energy	D	-2.96	0.10					
2008-10-01	XOM	Exxon Mobil	D	-2.86	3.60	RSHCQ	RS Legacy Corp	A	2.23	3.60
2008-10-01	VZ	Verizon Communications	D	-2.87	1.70	EQ	Embarq	A	2.17	1.70
2008-10-01	EXC	Exelon	D	-2.89	1.00	COV	Covidien	A	2.23	1.00
2008-10-01	VOD	Vodafone	D	-2.89	0.50	GENZ	Genzyme General	A	2.21	0.50
2008-10-01	CVX	Chevron	D	-2.87	2.80	APOL	Apollo Educat Grp	A	2.23	2.80
2008-10-01	HPQ	Hp	D	-2.84	1.30	LSI	LSI	A	2.23	1.30
2008-10-01	BSL	Bluescope Steel	D	-2.89	1.30	HSY	The Hershey	A	2.21	1.30
2008-11-03	DTE	Dte Energy	D	-2.85	0.20	GAS	Nicor	A	2.24	0.20
2008-11-03	FE	Firstenergy	D	-2.89	0.60	TEG	Integrays Energy	A	2.18	0.60
2008-11-03	AEP	American Electric Power	D	-2.89	0.40	XEL	Xcel Energy	A	2.15	0.40
2008-11-03	ROK	Rockwell Automation	D	-2.94	0.20	PTV	Pactiv Corp	A	2.21	0.20
2008-11-03	APD	Air Products & Chemicals	D	-2.91	0.50	PPG	Ppg Industries	A	2.15	0.50
2008-11-03	GAS	AGL Resources	D	-2.88	0.20	PNW	Pinnacle West Capital	B	1.18	0.20
2008-11-03	AVP	Avon Products	D	-2.91	0.60	UST	UST Inc	A	2.21	0.60
2008-11-03	AXP	American Express	D	-2.91	0.10	HCBK	Hudson City Bancorp	A	2.19	0.10
2008-11-03	TD	The Toronto-dominion Bank	D	-2.87	0.80	HCP	Hcp	A	2.15	0.80
2008-11-03	TECK.B	Teck Resources	D	-2.96	0.10					
2008-11-03	BK	Bank Of New York Mellon	D	-2.89	0.10	HPC	Hercules	A	2.18	0.10
2008-11-03	CAT	Caterpillar	D	-2.92	1.00	FAST	Fastenal	A	2.21	1.00
2008-11-03	WIN	Windstream Holdings	D	-2.89	0.40	CTL	Centurylink	A	2.15	0.40
2008-11-03	D	Dominion Resources	D	-2.87	0.70	FDO	Family Dollar Stores	A	2.28	0.70
2008-11-03	DE	Deere	D	-2.93	1.20	BNI	Burlington Northern	A	2.19	1.20
2008-11-03	DOW	Dow Chemical	D	-2.88	0.50	ECL	Ecolab	A	2.15	0.50
2008-11-03	EMR	Emerson Electric	D	-2.91	0.00	UNP	Union Pacific	A	2.18	0.00
2008-11-03	SPG	Simon Property	C	-1.89	0.10	PSA	Public Storage	A	2.17	0.10
2008-11-03	NEE	Nextera Energy	D	-2.89	0.80	APOL	Apollo Educat Grp	A	2.26	0.80
2008-11-03	GD	General Dynamics	D	-2.89	1.20	CTAS	Cintas	A	2.16	1.20
2008-11-03	GE	General Electric	D	-2.92	2.20	ADP	Automatic Data Processing	A	2.14	2.20
2008-11-03	HAL	Halliburton	D	-2.94	0.50	SWN	Southwestern Energy	A	2.39	0.50
2008-11-03	IBM	IBM	C	-1.88	1.30	ACS	Affiliated Computer	A	2.17	1.30
2008-11-03	KO	Coca-cola	D	-2.88	1.20	BUD	Anheuser-Busch	A	2.23	1.20
2008-11-03	COL	Rockwell Collins	D	-2.90	0.30	LMT	Lockheed Martin	A	2.13	0.30
2008-11-03	LNC	Lincoln National	D	-2.94	0.50	UNM	Unum	A	2.14	0.50
2008-11-03	MCD	McDonald's	C	-1.86	1.60	CCL	Carnival	B	1.11	1.60
2008-11-03		Minnesota Mng.& Mfg	D	-2.89	1.00	FISV	Fiserv	A	2.12	1.00
2008-11-03	MO	Altria	D	-2.87	0.50	LEG	Leggett & Platt	A	2.20	0.50
2008-11-03	MRK	Merck & Co	D	-2.92	0.10	GILD	Gilead Sciences	A	2.51	0.10
2008-11-03	MSFT	Microsoft	D	-2.88	0.40	LSI	LSI	A	2.17	0.40
2008-11-03	MUR	Murphy Oil	D	-2.92	0.30	PNC	Pnc Financial Services	A	2.23	0.30
2008-11-03	NOC	Northrop Grumman	D	-2.91	1.00	CVG	Convergys	A	2.11	1.00

Date	Ticker	Name	R	SM	W (%)	Ticker	Name	R	SM	W (%)
2008-11-03	ES	Eversource Energy	D	-2.87	0.20	THC	Tenet Healthcare	A	2.22	0.20
2008-11-03	NWL	Newell Brands	D	-2.92	0.40	PHM	Pultegroup International	A	2.16	0.40
2008-11-03	OLN	Olin	C	-1.90	0.60	IFF	Flavors & Fragrances	B	1.14	0.60
2008-11-03	OXY	Occidental Petroleum	D	-2.91	0.90	BBT	Bb&t	A	2.22	0.90
2008-11-03	COP	Conocophillips	D	-2.91	1.30	GIS	General Mills	A	2.21	1.30
2008-11-03	PEG	Public Service Enterprise	D	-2.90	0.40	CPB	Campbell Soup	A	2.21	0.40
2008-11-03	PFE	Pfizer	D	-2.84	1.10	ESRX	Express Scripts Holding	A	2.34	1.10
2008-11-03	PPL	Ppl	D	-2.90	0.60	COV	Covidien	A	2.19	0.60
2008-11-03	RTN	Raytheon	D	-2.88	2.10	PAYX	Paychex	B	1.16	2.10
2008-11-03	SCCO	Southern Copper	D	-2.94	0.40	HRB	H.& R.block	A	2.19	0.40
2008-11-03	T	At&t	D	-2.89	2.60	FTR	Frontier Communications	A	2.15	2.60
2008-11-03	SLB	Schlumberger	D	-2.92	0.70	HSY	The Hershey	A	2.19	0.70
2008-11-03	BP	Bp Adr	D	-2.89	1.00	LOW	Lowe's Companies	A	2.19	1.00
2008-11-03	ALL	Allstate	D	-2.91	0.70	PRU	Prudential Financial	A	2.10	0.70
2008-11-03	UN	Unilever	D	-2.88	1.50	CL	Colgate-palmolive	A	2.16	1.50
2008-11-03	UTX	United Technologies	D	-2.88	1.50	SEE	Sealed Air	B	1.13	1.50
2008-11-03	WEC	Wec Energy	D	-2.85	0.30	AZO	Autozone	A	2.18	0.30
2008-11-03	BNS	Bank Of Nova Scotia	D	-2.87	1.30	VMC	Vulcan Materials Co	A	2.15	1.30
2008-11-03	CCO	Cameco	D	-2.93	0.50	KSS	Kohl's	A	2.15	0.50
2008-11-03	RIO	Rio Tinto	D	-2.91	1.30	PCL	Plum Creek Timber Co	A	2.15	1.30
2008-11-03	INTC	Intel	D	-2.90	0.30	INTU	Intuit	A	2.16	0.30
2008-11-03	AWC	Alumina	D	-2.94	0.10	TROW	T Rowe Price	A	2.15	0.10
2008-11-03	SRE	Sempra Energy	C	-1.88	0.30	K	Kellogg	A	2.18	0.30
2008-11-03	CBS	Cbs	D	-2.95	0.30					
2008-11-03	ENB	Enbridge	C	-1.85	0.90	BBBY	Bed Bath & Beyond	A	2.14	0.90
2008-11-03	MRO	Marathon Oil	D	-2.92	0.90	SCHW	Charles Schwab	A	2.18	0.90
2008-11-03	PX	Praxair	D	-2.89	0.60	RSHCQ	RS Legacy Corp	A	2.18	0.60
2008-11-03	TOT	Total Adr	D	-2.90	2.50	DGX	Quest Diagnostics	A	2.17	2.50
2008-11-03	CNX	Consol Energy Aluminum Corporation Of China Adr	D	-2.95	0.50					
2008-11-03	ACH		D	-2.97	0.10					
2008-11-03	BHP	Bhp Billiton	D	-2.90	2.10	EL	Estee Lauder Companies	A	2.14	2.10
2008-11-03	SE	Spectra Energy	D	-2.89	0.40	SHW	Sherwin-williams	A	2.17	0.40
2008-11-03	BMJ	Bristol-myers Squibb	D	-2.89	1.40	BRL	Barr Pharmaceuticals	A	2.28	1.40
2008-11-03	WYE	Wyeth	D	-2.88	0.80	AMGN	Amgen	A	2.26	0.80
2008-11-03	DO	Diamond Offshore Drilling	D	-2.91	1.00	KFT	Mondelez International Inc.	A	2.17	1.00
2008-11-03	BTU	Peabody Energy Corp	D	-2.94	0.40	USB	Us Bancorp	A	2.17	0.40
2008-11-03	XOM	Exxon Mobil	D	-2.87	3.80	BCR	C R Bard	A	2.17	3.80
2008-11-03	VZ	Verizon Communications	D	-2.87	2.10	EQR	Equity Residential	A	2.17	2.10
2008-11-03	EXC	Exelon	D	-2.90	0.90	HNZ	Heinz	A	2.17	0.90
2008-11-03	VOD	Vodafone	D	-2.90	0.50	MHS	Medco Health Solutions	A	2.14	0.50
2008-11-03	CVX	Chevron	D	-2.88	3.10	SYX	Sysco	A	2.16	3.10
2008-11-03	HPQ	Hp	D	-2.86	1.30	SYMC	Symantec	A	2.13	1.30
2008-11-03	BSL	Bluescope Steel	D	-2.93	0.60	NTRS	Northern Trust	A	2.14	0.60
2008-12-01	THI	Restaurant Brands International	D	-2.86	0.10					
2008-12-01	ABT	Abbott Laboratories	C	-1.86	1.20	BRL	Barr Pharmaceuticals	A	2.27	1.20
2008-12-01	DTE	Dte Energy	D	-2.87	0.20	APOL	Apollo Educat Grp	A	2.27	0.20
2008-12-01	FE	Firstenergy	D	-2.89	0.70	COV	Covidien	A	2.15	0.70
2008-12-01	AEP	American Electric Power	D	-2.90	0.40	K	Kellogg	A	2.14	0.40
2008-12-01	ROK	Rockwell Automation	D	-2.94	0.30	FAST	Fastenal	A	2.17	0.30
2008-12-01	ELUXB	Electrolux	D	-2.87	0.10					

Date	Ticker	Name	R	SM	W (%)	Ticker	Name	R	SM	W (%)
2008-12-01	APD	Air Products & Chemicals	D	-2.93	0.50	OR01	Citigroup	B	1.08	0.50
2008-12-01	GAS	AGL Resources	D	-2.89	0.30					
2008-12-01	AVP	Avon Products	D	-2.93	0.50	UST	UST Inc	A	2.21	0.50
2008-12-01	AXP	American Express	D	-2.94	0.10	SCHW	Charles Schwab	A	2.14	0.10
2008-12-01	TD	Toronto-dominion Bank	D	-2.90	0.70					
2008-12-01	TECK.B	Teck Resources	D	-2.98	0.00					
2008-12-01	BEN	Franklin Resources	D	-2.92	0.00					
2008-12-01	BK	Bank Of New York Mellon	D	-2.91	0.10					
2008-12-01	CAT	Caterpillar	D	-2.93	1.10	BNI	Burlington Northern	A	2.16	1.10
2008-12-01	CB	Chubb Corp	D	-2.88	1.30					
2008-12-01	WIN	Windstream Holdings	D	-2.89	0.50					
2008-12-01	CLX	Clorox	C	-1.85	1.50	LEG	Leggett & Platt	A	2.16	1.50
2008-12-01	D	Dominion Resources	D	-2.88	0.80					
2008-12-01	DD	E.i. Du Pont De Nemours	D	-2.92	1.30					
2008-12-01	DE	Deere	D	-2.95	1.10	UNP	Union Pacific	A	2.13	1.10
2008-12-01	DOW	Dow Chemical	D	-2.92	0.40					
2008-12-01	DUK	Duke Energy	D	-2.87	0.80					
2008-12-01	ED	Consolidated Edison	D	-2.86	0.40					
2008-12-01	EMR	Emerson Electric	D	-2.91	0.00					
2008-12-01	SPG	Simon Property	D	-2.94	0.10	PSA	Public Storage	A	2.12	0.10
2008-12-01	TRV	Travelers Companies	D	-2.88	2.10					
2008-12-01	NEE	Nextera Energy	D	-2.89	0.90					
2008-12-01	GD	General Dynamics	D	-2.91	1.10					
2008-12-01	GE	General Electric	D	-2.93	2.10					
2008-12-01	HAL	Halliburton	D	-2.95	0.50					
2008-12-01	IBM	IBM	D	-2.90	1.30	INTU	Intuit	A	2.13	1.30
2008-12-01	IP	International Paper	D	-2.94	0.20					
2008-12-01	JNJ	Johnson & Johnson	D	-2.87	1.20	AMGN	Amgen	A	2.23	1.20
2008-12-01	KO	Coca-cola	D	-2.89	1.40	GIS	General Mills	A	2.19	1.40
2008-12-01	COL	Rockwell Collins	D	-2.92	0.30					
2008-12-01	LNC	Lincoln National	D	-2.96	0.40					
2008-12-01	LB	L Brands	D	-2.94	0.10	FDO	Family Dollar Stores	A	2.27	0.10
2008-12-01	MCD	McDonald's	C	-1.86	1.80					
2008-12-01	MHFI	McGraw Hill Fin	D	-2.92	0.10					
2008-12-01	MMC	Marsh & McLennan Cos	C	-1.89	0.10					
2008-12-01		Minnesota Mng.& Mfg	D	-2.89	1.10					
2008-12-01	MO	Altria	D	-2.90	0.50	PHM	Pultegroup	A	2.14	0.50
2008-12-01	MRK	Merck & Co	D	-2.93	0.10	CEPH	Cephalon	A	2.20	0.10
2008-12-01	MSFT	Microsoft	D	-2.90	0.40					
2008-12-01	MUR	Murphy Oil	D	-2.93	0.30	SWN	Southwestern Energy	A	2.33	0.30
2008-12-01	NOC	Northrop Grumman	D	-2.92	0.90					
2008-12-01	ES	Eversource Energy	D	-2.87	0.30					
2008-12-01	NWL	Newell Brands	D	-2.93	0.40					
2008-12-01	OLN	Olin	D	-2.92	0.50					
2008-12-01	OXY	Occidental Petroleum	D	-2.92	0.90					
2008-12-01	COP	Conocophillips	D	-2.92	1.40					
2008-12-01	PCG	Pg&e	D	-2.86	0.40					
2008-12-01	PEG	Public Service Enterprise	D	-2.90	0.40					
2008-12-01	PFE	Pfizer	D	-2.87	1.10	DGX	Quest Diagnostics	A	2.16	1.10
2008-12-01	PG	Procter & Gamble	D	-2.86	2.30					
2008-12-01	PPL	Ppl	D	-2.91	0.70					
2008-12-01	BXP	Boston Properties	D	-2.93	0.30					
2008-12-01	DGE	Diageo	D	-2.86	1.60					
2008-12-01	RTN	Raytheon	D	-2.89	2.20					
2008-12-01	SCCO	Southern Copper	D	-2.95	0.30					

Date	Ticker	Name	R	SM	W (%)	Ticker	Name	R	SM	W (%)
2008-12-01	T	At&t	D	-2.89	2.90					
2008-12-01	SLB	Schlumberger	D	-2.94	0.60					
2008-12-01	BP	Bp Adr	D	-2.90	1.10					
2008-12-01	SO	Southern	D	-2.85	1.00					
2008-12-01	STI	Suntrust Banks	D	-2.93	0.10	FHN	First Horizon National	B	1.29	0.10
2008-12-01	TIN	Temple Inland	D	-2.97	0.00					
2008-12-01	ALL	Allstate	D	-2.93	0.60					
2008-12-01	UN	Unilever	D	-2.89	1.50					
2008-12-01	UTX	United Technologies	D	-2.90	1.40					
2008-12-01	VNO	Vornado Realty Trust	D	-2.93	0.20					
2008-12-01	WEC	Wec Energy	D	-2.86	0.30					
2008-12-01	WFC	Wells Fargo	C	-1.90	1.20	MTB	M&t Bank	B	1.16	1.20
2008-12-01	BMO	Bank Of Montreal	D	-2.88	0.30					
2008-12-01	BNS	Bank Of Nova Scotia	D	-2.89	1.40					
2008-12-01	CCO	Cameco	D	-2.92	0.60					
2008-12-01	RIO	Rio Tinto	D	-2.95	0.80					
2008-12-01		National Bank Of Canada	D	-2.88	1.10					
2008-12-01	INTC	Intel	D	-2.92	0.30					
2008-12-01	AWC	Alumina	D	-2.97	0.00					
2008-12-01	SRE	Sempra Energy	D	-2.88	0.30					
2008-12-01	CBS	Cbs	D	-2.97	0.20					
2008-12-01	MWV	MeadWestvaco	D	-2.94	0.30					
2008-12-01	ENB	Enbridge	C	-1.86	1.00					
2008-12-01	MRO	Marathon Oil	D	-2.93	0.90					
2008-12-01	PX	Praxair	D	-2.91	0.60					
2008-12-01	TOT	Total Adr	D	-2.91	2.50					
2008-12-01	CNX	Consol Energy	D	-2.97	0.40					
2008-12-01	ACH	Aluminum Corporation Of China Adr	D	-2.97	0.20					
2008-12-01	KIM	Kimco Realty	D	-2.95	0.00					
2008-12-01	BHP	Bhp Billiton	D	-2.90	2.40					
2008-12-01	SE	Spectra Energy	D	-2.91	0.30					
2008-12-01	BCE	Bce	D	-2.90	0.10					
2008-12-01	BMJ	Bristol-myers Squibb	D	-2.85	1.50					
2008-12-01	WYE	Wyeth	D	-2.89	0.90					
2008-12-01	DO	Diamond Offshore Drilling	D	-2.93	0.90					
2008-12-01	BTU	Peabody Energy Corp	D	-2.96	0.30					
2008-12-01	XOM	Exxon Mobil	D	-2.87	4.40					
2008-12-01	VZ	Verizon Communications	D	-2.87	2.50					
2008-12-01	EXC	Exelon	D	-2.91	1.00					
2008-12-01	VOD	Vodafone	D	-2.90	0.60					
2008-12-01	CVX	Chevron	D	-2.88	3.50					
2008-12-01	HPQ	Hp	D	-2.88	1.30					
2008-12-01	BSL	Bluescope Steel	D	-2.94	0.60					
2008-12-01	ITC	Itc Hldng	D	-2.89	0.30					
2008-12-01	MDLZ	Mondelez International	D	-2.88	1.00	CPB	Campbell Soup	A	2.16	1.00
2009-01-01	ABT	Abbott Laboratories	D	-2.85	1.20	AMGN	Amgen	A	2.24	1.20
2009-01-01	DTE	Dte Energy	D	-2.86	0.20	FDO	Family Dollar Stores	A	2.27	0.20
2009-01-01	FE	Firstenergy	D	-2.90	0.60	VMC	Vulcan Materials Co	B	1.20	0.60
2009-01-01	AEP	American Electric Power	D	-2.89	0.40	AZO	Autozone	B	1.20	0.40
2009-01-01	ROK	Rockwell Automation	D	-2.93	0.30	CHRW	C.h.robinson Worldwide	B	1.20	0.30
2009-01-01	ELUXB	Electrolux	D	-2.87	0.10					
2009-01-01	APD	Air Products & Chemicals	D	-2.92	0.50	SHW	Sherwin-williams	B	1.18	0.50
2009-01-01	GAS	AGL Resources	D	-2.88	0.30					
2009-01-01	AVP	Avon Products	D	-2.91	0.60	UST	UST Inc	A	2.22	0.60
2009-01-01	AXP	American Express	D	-2.94	0.10					

Date	Ticker	Name	R	SM	W (%)	Ticker	Name	R	SM	W (%)
2009-01-01	TD	The Toronto-dominion Bank	D	-2.90	0.60					
2009-01-01	TECK.B	Teck Resources	D	-2.98	0.00					
2009-01-01	BAC	Bank Of America	D	-2.94	1.30	FHN	First Horizon National	B	1.36	1.30
2009-01-01	BEN	Franklin Resources	D	-2.90	0.00					
2009-01-01	BK	Bank Of New York Mellon	D	-2.91	0.10					
2009-01-01	CAT	Caterpillar	D	-2.91	1.20	PTV	Pactiv Corp	B	1.19	1.20
2009-01-01	WIN	Windstream Holdings	D	-2.88	0.50					
2009-01-01	CLX	Clorox	C	-1.86	1.40					
2009-01-01	D	Dominion Resources	D	-2.88	0.70					
2009-01-01	DD	E.i. Du Pont De Nemours	D	-2.91	1.40					
2009-01-01	DE	Deere	D	-2.93	1.30					
2009-01-01	DOW	Dow Chemical	D	-2.93	0.30					
2009-01-01	DUK	Duke Energy	D	-2.87	0.70					
2009-01-01	ED	Consolidated Edison	D	-2.85	0.30					
2009-01-01	EMR	Emerson Electric	D	-2.90	0.00					
2009-01-01	SPG	Simon Property	D	-2.91	0.10					
2009-01-01	NEE	Nextera Energy	D	-2.88	0.90					
2009-01-01	GD	General Dynamics	D	-2.90	1.20					
2009-01-01	GE	General Electric	D	-2.93	2.00					
2009-01-01	HAL	Halliburton	D	-2.94	0.60	SWN	Southwestern Energy	A	2.33	0.60
2009-01-01	IBM	IBM	D	-2.89	1.30	MFE	McAfee	B	1.22	1.30
2009-01-01	IP	International Paper	D	-2.94	0.20					
2009-01-01	JNJ	Johnson & Johnson	D	-2.86	1.20	CEPH	Cephalon	A	2.22	1.20
2009-01-01	KMB	Kimberly-clark	D	-2.87	1.00					
2009-01-01	KO	Coca-cola	D	-2.88	1.30	ADM	Archer Daniels Midland	B	1.31	1.30
2009-01-01	COL	Rockwell Collins	D	-2.90	0.30					
2009-01-01	LNC	Lincoln National	D	-2.94	0.50	CINF	Cincinnati Financial	B	1.26	0.50
2009-01-01	LB	L Brands	D	-2.92	0.10	APOL	Apollo Educat Grp	A	2.29	0.10
2009-01-01	MCD	McDonald's	C	-1.84	1.80					
2009-01-01	MHFI	McGraw Hill Fin	D	-2.92	0.10					
2009-01-01	MMC	Marsh & McLennan Cos	D	-2.88	0.10	AOC	Aon plc	B	1.19	0.10
2009-01-01		Minnesota Mng.& Mfg	D	-2.90	0.90					
2009-01-01	MO	Altria	D	-2.90	0.40					
2009-01-01	MRK	Merck & Co	D	-2.92	0.10	KG	King Pharmaceuticals	B	1.22	0.10
2009-01-01	MSFT	Microsoft	D	-2.90	0.40					
2009-01-01	MUR	Murphy Oil	D	-2.93	0.30	SUN	Sunoco	B	1.30	0.30
2009-01-01	NOC	Northrop Grumman	D	-2.91	1.00					
2009-01-01	ES	Eversource Energy	D	-2.86	0.30					
2009-01-01	NWL	Newell Brands	D	-2.94	0.30					
2009-01-01	OLN	Olin	D	-2.90	0.60					
2009-01-01	OXY	Occidental Petroleum	D	-2.90	1.10					
2009-01-01	COP	Conocophillips	D	-2.91	1.40					
2009-01-01	PEG	Public Service Enterprise	D	-2.90	0.40					
2009-01-01	PFE	Pfizer	D	-2.84	1.10	GILD	Gilead Sciences	B	1.21	1.10
2009-01-01	PG	Procter & Gamble	D	-2.86	2.10					
2009-01-01	PPL	Ppl	D	-2.91	0.60					
2009-01-01	BXP	Boston Properties	D	-2.91	0.30					
2009-01-01	RTN	Raytheon	D	-2.87	2.30					
2009-01-01	SCCO	Southern Copper	D	-2.94	0.40					
2009-01-01	T	At&t	D	-2.88	2.80					
2009-01-01	SLB	Schlumberger	D	-2.94	0.60					
2009-01-01	BP	Bp Adr	D	-2.90	1.10					
2009-01-01	STI	Suntrust Banks	D	-2.92	0.10					
2009-01-01	TIN	Temple Inland	D	-2.96	0.10					
2009-01-01	ALL	Allstate	D	-2.89	0.80					

Date	Ticker	Name	R	SM	W (%)	Ticker	Name	R	SM	W (%)
2009-01-01	UN	Unilever	D	-2.88	1.60					
2009-01-01	UTX	United Technologies	D	-2.88	1.60					
2009-01-01	VNO	Vornado Realty Trust	D	-2.90	0.30					
2009-01-01	WEC	Wec Energy	D	-2.86	0.30					
2009-01-01	WFC	Wells Fargo	C	-1.88	1.30					
2009-01-01	WY	Weyerhaeuser	D	-2.92	0.50					
2009-01-01	BMO	Bank Of Montreal	D	-2.90	0.20					
2009-01-01	BNS	Bank Of Nova Scotia	D	-2.89	1.20					
2009-01-01	CCO	Cameco	D	-2.92	0.60					
2009-01-01	RIO	Rio Tinto	D	-2.96	0.60					
2009-01-01		National Bank Of Canada	D	-2.90	0.80					
2009-01-01	INTC	Intel	D	-2.90	0.30					
2009-01-01	AWC	Alumina	D	-2.96	0.00					
2009-01-01	SRE	Sempra Energy	D	-2.88	0.30					
2009-01-01	CBS	Cbs	D	-2.96	0.30					
2009-01-01	MWV	MeadWestvaco	D	-2.93	0.30					
2009-01-01	ENB	Enbridge	D	-2.86	0.90					
2009-01-01	MRO	Marathon Oil	D	-2.92	1.00					
2009-01-01	PX	Praxair	D	-2.90	0.60					
2009-01-01	TOT	Total Adr	D	-2.90	2.70					
2009-01-01	CNX	Consol Energy Aluminum Corporation Of China Adr	D	-2.96	0.40					
2009-01-01	ACH	Corporation Of China Adr	D	-2.96	0.20					
2009-01-01	KIM	Kimco Realty	D	-2.93	0.10					
2009-01-01	BHP	Bhp Billiton	D	-2.90	2.30					
2009-01-01	JPM	Jpmorgan Chase	D	-2.89	3.10					
2009-01-01	SE	Spectra Energy	D	-2.91	0.30					
2009-01-01	BCE	Bce	D	-2.89	0.10					
2009-01-01	WYE	Wyeth	D	-2.87	1.00	DGX	Quest Diagnostics	B	1.20	1.00
2009-01-01	DO	Diamond Offshore Drilling	D	-2.93	0.80					
2009-01-01	BTU	Peabody Energy Corp	D	-2.96	0.30					
2009-01-01	C	Citigroup	D	-2.95	0.60					
2009-01-01	VZ	Verizon Communications	D	-2.85	2.50					
2009-01-01	EXC	Exelon	D	-2.90	1.00					
2009-01-01	VOD	Vodafone	D	-2.88	0.70					
2009-01-01	CVX	Chevron	D	-2.88	3.30					
2009-01-01	HPQ	Hp	D	-2.87	1.30					
2009-01-01	BSL	Bluescope Steel	D	-2.95	0.50					
2009-01-01	ITC	Itc Hldng	D	-2.88	0.30					
2009-01-01	MDLZ	Mondelez International	D	-2.87	0.90					
2009-02-02	DTE	Dte Energy	D	-2.87	0.20	PNW	Pinnacle West Capital	B	1.20	0.20
2009-02-02	FE	Firstenergy	D	-2.90	0.70	FDO	Family Dollar Stores	A	2.29	0.70
2009-02-02	AEP	American Electric Power	D	-2.89	0.50	AZO	Autozone	A	2.19	0.50
2009-02-02	ROK	Rockwell Automation	D	-2.95	0.20	BLL	Ball	B	1.23	0.20
2009-02-02	ELUXB	Electrolux	D	-2.88	0.10					
2009-02-02	APD	Air Products & Chemicals	D	-2.92	0.50	MYL	Mylan N.V.	B	1.33	0.50
2009-02-02	GAS	AGL Resources	D	-2.88	0.30	HUM	Humana	B	1.27	0.30
2009-02-02	AVP	Avon Products	D	-2.93	0.50	PHM	Pultegroup	B	1.17	0.50
2009-02-02	AXP	American Express The	D	-2.94	0.10	SLM	Slm	B	1.35	0.10
2009-02-02	TD	Toronto-dominion Bank	D	-2.91	0.60					
2009-02-02	TECK.B	Teck Resources	D	-2.99	0.00					
2009-02-02	BAC	Bank Of America	D	-2.97	0.60					
2009-02-02	BEN	Franklin Resources	D	-2.92	0.00	ABC	Amerisourcebergen	B	1.22	0.00
2009-02-02	BK	Bank Of New York Mellon	D	-2.91	0.10	BIIB	Biogen	B	1.21	0.10
2009-02-02	CAT	Caterpillar	D	-2.94	0.90	WM	Waste Management	B	1.20	0.90

Date	Ticker	Name	R	SM	W (%)	Ticker	Name	R	SM	W (%)
2009-02-02	CB	Chubb Corp	D	-2.86	1.20	CINF	Cincinnati Financial	B	1.19	1.20
2009-02-02	WIN	Windstream Holdings	D	-2.89	0.50	QWST	Qwest Communications	B	1.25	0.50
2009-02-02	CLX	Clorox	D	-2.87	1.40	GILD	Gilead Sciences	B	1.21	1.40
2009-02-02	D	Dominion Resources	D	-2.87	0.80	MHS	Medco Health Solutions	B	1.20	0.80
2009-02-02	DD	E.i. Du Pont De Nemours	D	-2.92	1.40	DGX	Quest Diagnostics	B	1.19	1.40
2009-02-02	DE	Deere	D	-2.94	1.30	PTV	Pactiv Corp	B	1.17	1.30
2009-02-02	DOW	Dow Chemical	D	-2.95	0.20					
2009-02-02	DUK	Duke Energy	D	-2.87	0.80	HSY	The Hershey	B	1.18	0.80
2009-02-02	EMR	Emerson Electric	D	-2.91	0.00	SHW	Sherwin-williams	B	1.14	0.00
2009-02-02	SPG	Simon Property	D	-2.93	0.10					
2009-02-02	TRV	Travelers Companies	D	-2.86	2.20					
2009-02-02	GD	General Dynamics	D	-2.90	1.30					
2009-02-02	GE	General Electric	D	-2.95	1.60					
2009-02-02	HAL	Halliburton	D	-2.95	0.60	SUN	Sunoco	A	2.30	0.60
2009-02-02	IBM	IBM	D	-2.88	1.50	TLAB	Tellabs	B	1.21	1.50
2009-02-02	IP	International Paper	D	-2.96	0.10					
2009-02-02	JNJ	Johnson & Johnson	D	-2.87	1.30	UNH	Unitedhealth	A	2.30	1.30
2009-02-02	KMB	Kimberly-clark	D	-2.87	1.10					
2009-02-02	KO	Coca-cola	D	-2.89	1.30	ADM	Archer Daniels Midland	B	1.30	1.30
2009-02-02	MBT	Manitoba Telecom Sv	D	-2.87	0.30					
2009-02-02	COL	Rockwell Collins	D	-2.91	0.30					
2009-02-02	LNC	Lincoln National	D	-2.95	0.50					
2009-02-02	LB	L Brands	D	-2.94	0.10	APOL	Apollo Educat Grp	A	2.33	0.10
2009-02-02	MCD	Mcdonald's	C	-1.85	1.90	DRI	Darden Restaurants	B	1.32	1.90
2009-02-02	MHFI	McGraw Hill Fin	D	-2.92	0.20					
2009-02-02	MMC	Marsh & McLennan Cos	D	-2.90	0.10					
2009-02-02		Minnesota Mng.& Mfg	D	-2.91	0.90					
2009-02-02	MO	Altria	D	-2.89	0.50					
2009-02-02	MRK	Merck & Co	D	-2.92	0.10	AMGN	Amgen	A	2.23	0.10
2009-02-02	MSFT	Microsoft	D	-2.91	0.40					
2009-02-02	MUR	Murphy Oil	D	-2.93	0.30	TSO	Tesoro	B	1.40	0.30
2009-02-02	NOC	Northrop Grumman	D	-2.91	1.10					
2009-02-02	NWL	Newell Brands	D	-2.95	0.30					
2009-02-02	OLN	Olin	D	-2.92	0.50					
2009-02-02	OXY	Occidental Petroleum	D	-2.91	1.10	EQT	Eqt	B	1.25	1.10
2009-02-02	COP	Conocophillips	D	-2.92	1.30					
2009-02-02	PFE	Pfizer	D	-2.87	1.00	CEPH	Cephalon	A	2.23	1.00
2009-02-02	PG	Procter & Gamble	D	-2.88	2.00					
2009-02-02	PPL	Ppl	D	-2.91	0.70					
2009-02-02	BXP	Boston Properties	D	-2.93	0.30					
2009-02-02	RTN	Raytheon	D	-2.88	2.40					
2009-02-02	SCCO	Southern Copper	D	-2.94	0.40	NEM	Newmont Mining	B	1.30	0.40
2009-02-02	T	At&t	D	-2.90	2.70					
2009-02-02	SLB	Schlumberger	D	-2.94	0.60					
2009-02-02	BP	Bp Adr	D	-2.91	1.00					
2009-02-02	STI	Suntrust Banks	D	-2.97	0.00					
2009-02-02	TIN	Temple Inland	D	-2.95	0.10					
2009-02-02	ALL	Allstate	D	-2.93	0.60					
2009-02-02	UN	Unilever	D	-2.89	1.60					
2009-02-02	UTX	United Technologies	D	-2.89	1.50					
2009-02-02	VNO	Vornado Realty Trust	D	-2.92	0.30					
2009-02-02	WFC	Wells Fargo	D	-2.92	1.00	FHN	First Horizon National	B	1.31	1.00
2009-02-02	WY	Weyerhaeuser	D	-2.93	0.50					
2009-02-02	BMO	Bank Of Montreal	D	-2.89	0.30					
2009-02-02	BNS	Bank Of Nova Scotia	D	-2.90	1.20					
2009-02-02	CCO	Cameco	D	-2.93	0.60					
2009-02-02	RIO	Rio Tinto	D	-2.95	0.80					

Date	Ticker	Name	R	SM	W (%)	Ticker	Name	R	SM	W (%)
2009-02-02		National Bank Of Canada	D	-2.89	1.00					
2009-02-02	T	Telus	D	-2.87	0.30					
2009-02-02	INTC	Intel	D	-2.91	0.30					
2009-02-02	AWC	Alumina	D	-2.97	0.00					
2009-02-02	SRE	Sempra Energy	D	-2.87	0.30					
2009-02-02	CBS	Cbs	D	-2.97	0.20					
2009-02-02	MWV	MeadWestvaco	D	-2.93	0.40					
2009-02-02	ENB	Enbridge	D	-2.85	1.10					
2009-02-02	MRO	Marathon Oil	D	-2.92	1.00					
2009-02-02	PX	Praxair	D	-2.90	0.70					
2009-02-02	TOT	Total Adr	D	-2.91	2.70					
2009-02-02	CNX	Consol Energy Aluminum	D	-2.96	0.40					
2009-02-02	ACH	Corporation Of China Adr	D	-2.97	0.20					
2009-02-02	KIM	Kimco Realty	D	-2.95	0.10					
2009-02-02	BHP	Bhp Billiton	D	-2.90	2.40					
2009-02-02	JPM	Jpmorgan Chase	D	-2.92	2.80					
2009-02-02	SE	Spectra Energy	D	-2.92	0.30					
2009-02-02	BCE	Bce	D	-2.89	0.10					
2009-02-02	DO	Diamond Offshore Drilling	D	-2.93	0.90					
2009-02-02	BTU	Peabody Energy Corp	D	-2.95	0.40					
2009-02-02	C	Citigroup	D	-2.97	0.40					
2009-02-02	EXC	Exelon	D	-2.90	1.10					
2009-02-02	CVX	Chevron	D	-2.89	3.40					
2009-02-02	HPQ	Hp	D	-2.88	1.40					
2009-02-02	BSL	Bluescope Steel	D	-2.95	0.50					
2009-02-02	ITC	Itc Hldng	D	-2.88	0.30					
2009-02-02	MDLZ	Mondelez International	D	-2.87	1.10	TAP	Molson Coors Brewing	B	1.19	1.10
2009-03-02	DTE	Dte Energy	D	-2.90	0.20	PNW	Pinnacle West Capital	A	2.15	0.20
2009-03-02	FE	Firstenergy	D	-2.92	0.60	CMS	Cms Energy	B	1.21	0.60
2009-03-02	ROK	Rockwell Automation	D	-2.96	0.20					
2009-03-02	ELUXB	Electrolux	D	-2.89	0.10	EMC	EMC Corp	B	1.19	0.10
2009-03-02	APD	Air Products & Chemicals	D	-2.93	0.60	AZO	Autozone	A	2.20	0.60
2009-03-02	AVP	Avon Products	D	-2.94	0.50	DHI	D.r. Horton	B	1.23	0.50
2009-03-02	AXP	American Express The	D	-2.96	0.10					
2009-03-02	TD	Toronto-dominion Bank	D	-2.92	0.70	BRCM	Broadcom Corp	B	1.19	0.70
2009-03-02	TECK.B	Teck Resources	D	-2.99	0.00					
2009-03-02	BAC	Bank Of America	D	-2.98	0.40	MS	Morgan Stanley	B	1.33	0.00
2009-03-02	BEN	Franklin Resources	D	-2.93	0.00	NTRS	Northern Trust	B	1.24	0.10
2009-03-02	BK	Bank Of New York Mellon	D	-2.93	0.10					
2009-03-02	CAT	Caterpillar	D	-2.96	0.80	HRB	H.& R.block	A	2.20	1.30
2009-03-02	CB	Chubb Corp	D	-2.88	1.30	QWST	Qwest Communications	B	1.25	0.50
2009-03-02	WIN	Windstream Holdings	D	-2.91	0.50	PHM	Pultegroup	B	1.14	1.50
2009-03-02	CLX	Clorox	D	-2.88	1.50	STR	Questar Corp	B	1.20	0.80
2009-03-02	D	Dominion Resources	D	-2.90	0.80	DGX	Quest Diagnostics	A	2.17	1.30
2009-03-02	DD	E.i. Du Pont De Nemours	D	-2.94	1.30					
2009-03-02	DE	Deere	D	-2.96	1.10					
2009-03-02	DOW	Dow Chemical	D	-2.97	0.20	XEL	Xcel Energy	B	1.16	0.80
2009-03-02	DUK	Duke Energy Consolidated	D	-2.88	0.80	CNP	Centerpoint Energy	B	1.16	0.40
2009-03-02	ED	Edison	D	-2.86	0.40	BLL	Ball	B	1.23	0.00
2009-03-02	EMR	Emerson Electric	D	-2.93	0.00					
2009-03-02	SPG	Simon Property	D	-2.95	0.10					
2009-03-02	GD	General Dynamics	D	-2.93	1.20		Fidelity National Information Services	B	1.23	1.20
2009-03-02	GE	General Electric	D	-2.97	1.20					
2009-03-02	HAL	Halliburton International	D	-2.95	0.60					
2009-03-02	IP	International Paper	D	-2.97	0.10					

Date	Ticker	Name	R	SM	W (%)	Ticker	Name	R	SM	W (%)
2009-03-02	JNJ	Johnson & Johnson	D	-2.89	1.20	AMGN	Amgen	A	2.20	1.20
2009-03-02	KMB	Kimberly-clark	D	-2.88	1.20	AN	Autonation	B	1.39	1.20
2009-03-02	KO	Coca-cola	D	-2.90	1.50	ADM	Archer Daniels Midland	A	2.28	1.50
2009-03-02	MBT	Manitoba Telecom Sv	D	-2.87	0.30	BIIB	Biogen	B	1.19	0.30
2009-03-02	COL	Rockwell Collins	D	-2.93	0.30	GR	Goodrich	B	1.20	0.30
2009-03-02	LNC	Lincoln National	D	-2.98	0.30					
2009-03-02	LB	L Brands	D	-2.95	0.10	FDO	Family Dollar Stores	A	2.29	0.10
2009-03-02	MCD	Mcdonald's	C	-1.87	2.00	DRI	Darden Restaurants	B	1.32	2.00
2009-03-02	MHFI	McGraw Hill Fin	D	-2.93	0.10	SLM	Slm	B	1.11	0.10
2009-03-02	MMC	Marsh & McLennan Cos	D	-2.91	0.10	MYL	Mylan N.V.	B	1.34	0.10
2009-03-02		Minnesota Mng.& Mfg	D	-2.93	0.90	WM	Waste Management	B	1.17	0.90
2009-03-02	MO	Altria	D	-2.90	0.50	AMZN	Amazon.com	B	1.29	0.50
2009-03-02	MRK	Merck & Co	D	-2.94	0.10	CEPH	Cephalon	A	2.18	0.10
2009-03-02	MSFT	Microsoft	D	-2.92	0.40	AKAM	Akamai Technologies	B	1.29	0.40
2009-03-02	MUR	Murphy Oil	D	-2.94	0.30	SUN	Sunoco	A	2.21	0.30
2009-03-02	NOC	Northrop Grumman	D	-2.93	1.00	CHRW	C.h.robinson Worldwide	B	1.15	1.00
2009-03-02	NWL	Newell Brands	D	-2.97	0.20					
2009-03-02	OLN	Olin	D	-2.94	0.40	NEM	Newmont Mining	B	1.29	0.40
2009-03-02	OXY	Occidental Petroleum	D	-2.92	1.10	TSO	Tesoro	B	1.33	1.10
2009-03-02	COP	Conocophillips	D	-2.94	1.20	NBL	Noble Energy	B	1.20	1.20
2009-03-02	PFE	Pfizer	D	-2.90	1.00	UNH	Unitedhealth	A	2.18	1.00
2009-03-02	PG	Procter & Gamble	D	-2.89	2.10	SVU	Supervalu	B	1.28	2.10
2009-03-02	PPL	Ppl	D	-2.92	0.70	BBY	Best Buy	B	1.26	0.70
2009-03-02	BXP	Boston Properties	D	-2.95	0.30	WFM	Whole Foods Market	B	1.24	0.30
2009-03-02	RTN	Raytheon	D	-2.91	2.20	KSS	Kohl's	B	1.23	2.20
2009-03-02	T	At&t	D	-2.91	2.90	EQ	Embarq	B	1.22	2.90
2009-03-02	SLB	Schlumberger	D	-2.95	0.70	EQT	Eqt	B	1.20	0.70
2009-03-02	BP	Bp Adr	D	-2.92	1.00	VLO	Valero Energy	B	1.20	1.00
2009-03-02	SO	Southern	D	-2.87	1.00	MCK	Mckesson	B	1.23	1.00
2009-03-02	STI	Suntrust Banks	D	-2.97	0.10					
2009-03-02	TIN	Temple Inland	D	-2.97	0.10					
2009-03-02	ALL	Allstate	D	-2.95	0.50	CCE	Coca-Cola Enterprises	B	1.23	0.50
2009-03-02	UN	Unilever	D	-2.91	1.60	BMC	BMC Software	B	1.22	1.60
2009-03-02	UTX	United Technologies	D	-2.91	1.50	LIFE	Life Technologies	B	1.22	1.50
2009-03-02	VNO	Vornado Realty Trust	D	-2.95	0.20					
2009-03-02	WFC	Wells Fargo	D	-2.95	0.60					
2009-03-02	WMT	Wal-mart Stores	D	-2.87	1.80	APOL	Apollo Educat Grp	A	2.27	1.80
2009-03-02	WY	Weyerhaeuser	D	-2.94	0.40	NVDA	Nvidia	B	1.21	0.40
2009-03-02	BMO	Bank Of Montreal	D	-2.91	0.30	TLAB	Tellabs	B	1.19	0.30
2009-03-02	BNS	Bank Of Nova Scotia	D	-2.91	1.30	ABC	Amerisourcebergen	B	1.19	1.30
2009-03-02	CCO	Cameco	D	-2.93	0.60	WAG	Walgreens Boots Alliance	B	1.18	0.60
2009-03-02	RIO	Rio Tinto	D	-2.95	1.00					
2009-03-02		National Bank Of Canada	D	-2.88	1.20	GILD	Gilead Sciences	B	1.18	1.20
2009-03-02	T	Telus	D	-2.87	0.30	ANTM	Anthem	B	1.17	0.30
2009-03-02	INTC	Intel	D	-2.92	0.30	CSC	Computer Sciences	B	1.23	0.30
2009-03-02	AWC	Alumina	D	-2.97	0.10					
2009-03-02	SRE	Sempra Energy	D	-2.86	0.30	GOOGL	Google Class A	B	1.21	0.30
2009-03-02	CBS	Cbs	D	-2.98	0.20					
2009-03-02	MWV	MeadWestvaco	D	-2.95	0.30	NTAP	Netapp	B	1.21	0.30
2009-03-02	MRO	Marathon Oil	D	-2.94	1.00	APC	Anadarko Petroleum	B	1.19	1.00
2009-03-02	PX	Praxair	D	-2.91	0.70	BSX	Boston Scientific	B	1.20	0.70
2009-03-02	TOT	Total Adr	D	-2.92	2.80	XTO	XTO Energy Inc	B	1.18	2.80
2009-03-02	CNX	Consol Energy	D	-2.97	0.40					
2009-03-02	KIM	Kimco Realty	D	-2.97	0.00					
2009-03-02	JPM	Jpmorgan Chase	D	-2.93	2.70	ACS	Affiliated Computer	B	1.20	2.70

Date	Ticker	Name	R	SM	W (%)	Ticker	Name	R	SM	W (%)
2009-03-02	SE	Spectra Energy	D	-2.93	0.30	COG	Cabot Oil & Gas	B	1.14	0.30
2009-03-02	BCE	Bce	D	-2.89	0.20	MHS	Medco Health Solutions	B	1.17	0.20
2009-03-02	DO	Diamond Offshore Drilling	D	-2.93	1.00	AET	Aetna	B	1.20	1.00
2009-03-02	BTU	Peabody Energy Corp	D	-2.96	0.40					
2009-03-02	C	Citigroup	D	-2.99	0.10					
2009-03-02	XOM	Exxon Mobil	D	-2.87	4.60	CTSH	Cognizant Technology Solutions	B	1.20	4.60
2009-03-02	CVX	Chevron	D	-2.91	3.30	HRS	Harris	B	1.19	3.30
2009-03-02	HPQ	Hp	D	-2.90	1.30	SYMC	Symantec	B	1.22	1.30
2009-03-02	BSL	Bluescope Steel	D	-2.97	0.40					
2009-03-02	ITC	Itc Hldng	D	-2.90	0.30	MIL	Millipore	B	1.19	0.30
2009-03-02	MDLZ	Mondelez International	D	-2.89	1.00	TAP	Molson Coors Brewing	B	1.17	1.00
2009-04-01	DTE	Dte Energy	D	-2.89	0.10	PNW	Pinnacle West Capital	A	2.16	0.10
2009-04-01	FE	Firstenergy	D	-2.92	0.50	CMS	Cms Energy	B	1.23	0.50
2009-04-01	AEP	American Electric Power	D	-2.87	0.40	XEL	Xcel Energy	B	1.17	0.40
2009-04-01	ROK	Rockwell Automation	D	-2.95	0.20					
2009-04-01	ELUXB	Electrolux	D	-2.88	0.10	IPG	Interpublic Group Of Companies	B	1.28	0.10
2009-04-01	AVP	Avon Products	D	-2.93	0.50	DHI	D.r. Horton	B	1.28	0.50
2009-04-01	AXP	American Express The	D	-2.95	0.10					
2009-04-01	TD	Toronto-dominion Bank	D	-2.90	0.70	AMD	Advanced Micro Devices	B	1.28	0.70
2009-04-01	TECK.B	Teck Resources	D	-2.98	0.10					
2009-04-01	BAC	Bank Of America	D	-2.97	0.80					
2009-04-01	BEN	Franklin Resources	D	-2.92	0.00	MS	Morgan Stanley	B	1.43	0.00
2009-04-01	BK	Bank Of New York Mellon	D	-2.91	0.10	GS	Goldman Sachs	B	1.35	0.10
2009-04-01	CAT	Caterpillar	D	-2.94	0.90	CVG	Convergys	B	1.34	0.90
2009-04-01	CB	Chubb Corp	D	-2.86	1.30	NEM	Newmont Mining	A	2.37	1.30
2009-04-01	WIN	Windstream Holdings	D	-2.89	0.50	S	Sprint Nextel	B	1.48	0.50
2009-04-01	CLX	Clorox	D	-2.86	1.40	VFC	Vf	B	1.24	1.40
2009-04-01	D	Dominion Resources	D	-2.89	0.70	CNP	Centerpoint Energy	B	1.17	0.70
2009-04-01	DD	E.i. Du Pont De Nemours	D	-2.92	1.50	CF	Cf Industries	B	1.31	1.50
2009-04-01	DE	Deere	D	-2.94	1.30	BLL	Ball	B	1.26	1.30
2009-04-01	DOW	Dow Chemical	D	-2.96	0.20					
2009-04-01	DUK	Duke Energy	D	-2.87	0.80	AN	Autonation	B	1.55	0.80
2009-04-01	EMR	Emerson Electric	D	-2.92	0.00	APH	Amphenol	B	1.26	0.00
2009-04-01	SPG	Simon Property	D	-2.95	0.00	FCX	Freeport-mcmoran	B	1.39	0.00
2009-04-01	GD	General Dynamics	D	-2.93	1.00	FLS	Flowserve	B	1.25	1.00
2009-04-01	GE	General Electric	D	-2.96	1.40					
2009-04-01	HAL	Halliburton International	D	-2.95	0.60					
2009-04-01	IP	International Paper	D	-2.96	0.10					
2009-04-01	JNJ	Johnson & Johnson	D	-2.88	1.20	MYL	Mylan N.V.	A	2.39	1.20
2009-04-01	KMB	Kimberly-clark	D	-2.88	1.00	PHM	Pultegroup	B	1.19	1.00
2009-04-01	KO	Coca-cola	D	-2.89	1.40	ADM	Archer Daniels Midland	A	2.31	1.40
2009-04-01	MBT	Manitoba Telecom Sv	D	-2.88	0.20	WFR	SunEdison	B	1.27	0.20
2009-04-01	COL	Rockwell Collins	D	-2.92	0.30	GR	Goodrich	B	1.24	0.30
2009-04-01	LNC	Lincoln National	D	-2.98	0.20					
2009-04-01	LB	L Brands	D	-2.93	0.10	FDO	Family Dollar Stores	A	2.35	0.10
2009-04-01	MCD	Mcdonald's	D	-2.86	1.80	DRI	Darden Restaurants	A	2.43	1.80
2009-04-01	MHFI	McGraw Hill Fin	D	-2.92	0.20	NTRS	Northern Trust	B	1.28	0.20
2009-04-01	MMC	Marsh & McLennan Cos	D	-2.90	0.10	SNDK	Sandisk Corp	B	1.39	0.10
2009-04-01		Minnesota Mng.& Mfg	D	-2.91	0.90		Fidelity National Information Services	B	1.23	0.90

Date	Ticker	Name	R	SM	W (%)	Ticker	Name	R	SM	W (%)
2009-04-01	MRK	Merck & Co	D	-2.93	0.10	UNH	Unitedhealth	A	2.21	0.10
2009-04-01	MSFT	Microsoft	D	-2.90	0.50	JAVA	Sun Microsystems	B	1.47	0.50
2009-04-01	NOC	Northrop Grumman	D	-2.91	1.10	CTAS	Cintas	B	1.23	1.10
2009-04-01	NWL	Newell Brands	D	-2.96	0.20					
2009-04-01	OLN	Olin	D	-2.92	0.50	IFF	International Flavors & Fragrances	B	1.20	0.50
2009-04-01	OXY	Occidental Petroleum	D	-2.90	1.10	SUN	Sunoco	A	2.18	1.10
2009-04-01	COP	Conocophillips	D	-2.93	1.20	TSO	Tesoro	B	1.33	1.20
2009-04-01	PFE	Pfizer	D	-2.88	1.00	AMGN	Amgen	A	2.20	1.00
2009-04-01	PG	Procter & Gamble	D	-2.89	1.90	LO	Lorillard	B	1.19	1.90
2009-04-01	PPL	Ppl	D	-2.91	0.60	BBY	Best Buy	B	1.37	0.60
2009-04-01	BXP	Boston Properties	D	-2.94	0.20	JWN	Nordstrom	B	1.37	0.20
2009-04-01	DGE	Diageo	D	-2.86	1.50	CIEN	Ciena	B	1.27	1.50
2009-04-01	RTN	Raytheon	D	-2.90	2.00	PCP	Precision Castparts	B	1.21	2.00
2009-04-01	T	At&t	D	-2.89	2.90	QWST	Qwest Communications	B	1.29	2.90
2009-04-01	SLB	Schlumberger	D	-2.94	0.70	NBL	Noble Energy	B	1.28	0.70
2009-04-01	BP	Bp Adr	D	-2.91	1.00	NOV	National Oilwell Varco	B	1.27	1.00
2009-04-01	SO	Southern	D	-2.86	0.90	AKAM	Akamai Technologies	B	1.36	0.90
2009-04-01	STI	Suntrust Banks	D	-2.97	0.10					
2009-04-01	ALL	Allstate	D	-2.94	0.60	WFM	Whole Foods Market	B	1.36	0.60
2009-04-01	UN	Unilever	D	-2.90	1.50	AMZN	Amazon.com	B	1.35	1.50
2009-04-01	UTX	United Technologies	D	-2.90	1.40	DHR	Danaher	B	1.18	1.40
2009-04-01	VNO	Vornado Realty Trust	D	-2.95	0.20	GLW	Corning	B	1.30	0.20
2009-04-01	WFC	Wells Fargo	D	-2.94	0.70	FHN	First Horizon National	B	1.24	0.70
2009-04-01	WMT	Wal-mart Stores	D	-2.86	1.70	AZO	Autozone	A	2.24	1.70
2009-04-01	WY	Weyerhaeuser	D	-2.92	0.50	KSS	Kohl's	B	1.29	0.50
2009-04-01	BMO	Bank Of Montreal	D	-2.89	0.30	BIG	Big Lots	B	1.27	0.30
2009-04-01	BNS	Bank Of Nova Scotia	D	-2.90	1.30	MDP	Meredith	B	1.27	1.30
2009-04-01	CCO	Cameco	D	-2.91	0.70	AGN	Allergan	B	1.27	0.70
2009-04-01	T	Telus	D	-2.86	0.30	NVLS	Novellus Systems	B	1.27	0.30
2009-04-01	AWC	Alumina	D	-2.96	0.10					
2009-04-01	CBS	Cbs	D	-2.98	0.20					
2009-04-01	MRO	Marathon Oil	D	-2.92	1.10	CHK	Chesapeake Energy	B	1.26	1.10
2009-04-01	PX	Praxair	D	-2.88	0.80	CCE	Coca-Cola Enterprises	B	1.29	0.80
2009-04-01	TOT	Total Adr	D	-2.91	2.70	APC	Anadarko Petroleum	B	1.25	2.70
2009-04-01	CNX	Consol Energy	D	-2.96	0.40					
2009-04-01	KIM	Kimco Realty	D	-2.97	0.00					
2009-04-01	JPM	Jpmorgan Chase	D	-2.91	3.20	CME	Cme	B	1.25	3.20
2009-04-01	SE	Spectra Energy	D	-2.92	0.30	HES	Hess	B	1.24	0.30
2009-04-01	BCE	Bce	D	-2.89	0.10	SVU	Supervalu	B	1.27	0.10
2009-04-01	DO	Diamond Offshore Drilling	D	-2.93	0.90	EQT	Eqt	B	1.23	0.90
2009-04-01	C	Citigroup	D	-2.98	0.30					
2009-04-01	XOM	Exxon Mobil	D	-2.86	4.20	RRC	Range Resources	B	1.22	4.20
2009-04-01	VZ	Verizon Communications	D	-2.85	2.60	EQ	Embarq	B	1.25	2.60
2009-04-01	PM	Philip Morris International	D	-2.89	1.60	ANF	Abercrombie & Fitch	B	1.29	1.60
2009-04-01	VOD	Vodafone	D	-2.86	0.70	SBUX	Starbucks	B	1.26	0.70
2009-04-01	CVX	Chevron	D	-2.89	3.40	VLO	Valero Energy	B	1.22	3.40
2009-04-01	HPQ	Hp	D	-2.88	1.30	MU	Micron Technology	B	1.41	1.30
2009-04-01	BSL	Bluescope Steel	D	-2.97	0.40					
2009-04-01	ITC	Itc Hldng	D	-2.88	0.40	NVDA	Nvidia	B	1.29	0.40
2009-04-01	MDLZ	Mondelez International	D	-2.89	0.90	TSN	Tyson Foods	B	1.37	0.90
2009-05-01	ABT	Abbott Laboratories	D	-2.88	1.00	MYL	Mylan N.V.	A	2.38	1.00
2009-05-01	DTE	Dte Energy	D	-2.88	0.20	CMS	Cms Energy	A	2.23	0.20
2009-05-01	FE	Firstenergy	D	-2.92	0.50	NI	Nisource	B	1.24	0.50
2009-05-01	AEP	American Electric Power	D	-2.86	0.40	XEL	Xcel Energy	B	1.17	0.40

Date	Ticker	Name	R	SM	W (%)	Ticker	Name	R	SM	W (%)
2009-05-01	AVP	Avon Products	D	-2.91	0.60	DHI	D.r. Horton	A	2.35	0.60
2009-05-01	BAC	Bank Of America	D	-2.96	0.90					
2009-05-01	BEN	Franklin Resources	D	-2.91	0.00	MS	Morgan Stanley	A	2.47	0.00
2009-05-01	CAT	Caterpillar	D	-2.93	1.10	GR	Goodrich	A	2.28	1.10
2009-05-01	CB	Chubb Corp	D	-2.87	1.10	PGR	Progressive	B	1.26	1.10
2009-05-01	WIN	Windstream Holdings	D	-2.89	0.50	QWST	Qwest Communications	A	2.31	0.50
2009-05-01	D	Dominion Resources	D	-2.89	0.70	F	Ford Motor	A	2.75	0.70
2009-05-01	DE	Deere	D	-2.92	1.60		Fidelity National Information Services	A	2.24	1.60
2009-05-01	DOW	Dow Chemical	D	-2.93	0.30	EMN	Eastman Chemical	B	1.37	0.30
2009-05-01	DUK	Duke Energy	D	-2.87	0.70	MU	Micron Technology	A	2.48	0.70
2009-05-01	ED	Consolidated Edison	D	-2.84	0.30	WFM	Whole Foods Market	A	2.43	0.30
2009-05-01	EMR	Emerson Electric	D	-2.90	0.00	CTAS	Cintas	A	2.24	0.00
2009-05-01	SPG	Simon Property	D	-2.92	0.10	IRM	Iron Mountain	A	2.28	0.10
2009-05-01	GD	General Dynamics	D	-2.91	1.20	BLL	Ball	A	2.23	1.20
2009-05-01	GE	General Electric	D	-2.94	1.70	OI	Owens Illinois Rg	B	1.42	1.70
2009-05-01	HAL	Halliburton	D	-2.94	0.70	DNR	Denbury Resources	A	2.50	0.70
2009-05-01	JNJ	Johnson & Johnson	D	-2.88	1.10	LIFE	Life Technologies	A	2.29	1.10
2009-05-01	KMB	Kimberly-clark	D	-2.87	1.00	KBH	Kb Home	B	1.36	1.00
2009-05-01	KO	Coca-cola	D	-2.89	1.30	TSN	Tyson Foods	B	1.40	1.30
2009-05-01	MBT	Manitoba Telecom Sv	D	-2.87	0.20	NTAP	Netapp	A	2.30	0.20
2009-05-01	COL	Rockwell Collins	D	-2.90	0.30	JBL	Jabil Circuit	B	1.42	0.30
2009-05-01	LNC	Lincoln National	D	-2.97	0.30					
2009-05-01	MCD	Mcdonald's	D	-2.87	1.70	DRI	Darden Restaurants	A	2.44	1.70
2009-05-01	MMC	Marsh & McLennan Cos	D	-2.90	0.10	GS	Goldman Sachs	A	2.41	0.10
2009-05-01		Minnesota Mng.& Mfg	D	-2.90	1.00	CVG	Convergys	B	1.42	1.00
2009-05-01	MRK	Merck & Co	D	-2.93	0.10	AGN	Allergan	A	2.25	0.10
2009-05-01	NOC	Northrop Grumman	D	-2.90	1.20	TEL	TE Connectivity	B	1.40	1.20
2009-05-01	ES	Eversource Energy	D	-2.86	0.30	AKAM	Akamai Technologies	A	2.40	0.30
2009-05-01	OLN	Olin	D	-2.93	0.50	CF	Cf Industries	B	1.32	0.50
2009-05-01	OXY	Occidental Petroleum	D	-2.90	1.10	TSO	Tesoro	A	2.39	1.10
2009-05-01	COP	Conocophillips	D	-2.93	1.20	NBL	Noble Energy	A	2.30	1.20
2009-05-01	PEG	Public Service Enterprise	D	-2.84	0.40	AMZN	Amazon.com	A	2.38	0.40
2009-05-01	PFE	Pfizer	D	-2.88	0.90	AMGN	Amgen	A	2.20	0.90
2009-05-01	PG	Procter & Gamble	D	-2.89	1.80	JCI	Johnson Controls	B	1.36	1.80
2009-05-01	PPL	Ppl	D	-2.91	0.70	CCE	Coca-Cola Enterprises	A	2.37	0.70
2009-05-01	BXP	Boston Properties	D	-2.93	0.30	PCL	Plum Creek Timber Co	B	1.24	0.30
2009-05-01	DGE	Diageo	D	-2.86	1.40	KSS	Kohl's	A	2.28	1.40
2009-05-01	RTN	Raytheon	D	-2.89	2.20	MWW	Monster Worldwide	B	1.39	2.20
2009-05-01	T	At&t	D	-2.89	2.70	EQ	Embarq	A	2.25	2.70
2009-05-01	BP	Bp Adr	D	-2.90	1.10	APC	Anadarko Petroleum	A	2.28	1.10
2009-05-01	SO	Southern	D	-2.87	0.80	BBY	Best Buy	A	2.36	0.80
2009-05-01	STI	Suntrust Banks	D	-2.96	0.10					
2009-05-01	ALL	Allstate	D	-2.93	0.60	FDO	Family Dollar Stores	A	2.34	0.60
2009-05-01	UN	Unilever	D	-2.90	1.40	CTX	Centex Corp	B	1.33	1.40
2009-05-01	UTX	United Technologies	D	-2.89	1.50	PTV	Pactiv Corp	B	1.33	1.50
2009-05-01	VNO	Vornado Realty Trust	D	-2.93	0.30	AVB	Avalonbay Communities	B	1.22	0.30
2009-05-01	WEC	Wec Energy	D	-2.85	0.30	NVDA	Nvidia	A	2.33	0.30
2009-05-01	WFC	Wells Fargo	D	-2.92	1.00	FHN	First Horizon National	A	2.24	1.00
2009-05-01	WMT	Wal-mart Stores	D	-2.87	1.60	AN	Autonation	A	2.69	1.60
2009-05-01	T	Telus	D	-2.89	0.20	CTSH	Cognizant Technology Solutions	A	2.28	0.20
2009-05-01	CBS	Cbs	D	-2.97	0.30					

Date	Ticker	Name	R	SM	W (%)	Ticker	Name	R	SM	W (%)
2009-05-01	ENB	Enbridge	D	-2.85	1.00	AAPL	Apple	A	2.27	1.00
2009-05-01	TOT	Total Adr	D	-2.90	2.70	RRC	Range Resources	A	2.22	2.70
2009-05-01	CNX	Consol Energy	D	-2.95	0.50					
2009-05-01	KIM	Kimco Realty	D	-2.96	0.00					
2009-05-01	SE	Spectra Energy	D	-2.91	0.30	SWN	Southwestern Energy	A	2.22	0.30
2009-05-01	BMY	Bristol-myers Squibb	D	-2.85	1.50	BIIB	Biogen	A	2.20	1.50
2009-05-01	BTU	Peabody Energy Corp	D	-2.84	0.40	NEM	Newmont Mining	A	2.30	0.40
2009-05-01	C	Citigroup	D	-2.98	0.30					
2009-05-01	XOM	Exxon Mobil	D	-2.86	4.00	PXD	Pioneer Natural Resources	B	1.34	4.00
2009-05-01	PM	Philip Morris International	D	-2.89	1.60	VFC	Vf	B	1.25	1.60
2009-05-01	EXC	Exelon	D	-2.86	0.90	GLW	Corning	A	2.30	0.90
2009-05-01	CVX	Chevron	D	-2.89	3.20	NBR	Nabors Industries	B	1.32	3.20
2009-05-01	HPQ	Hp	D	-2.87	1.40	JAVA	Sun Microsystems	A	2.54	1.40
2009-05-01	BSL	Bluescope Steel	D	-2.97	0.30					
2009-05-01	MDLZ	Mondelez International	D	-2.89	0.90	PBG	Pepsi Bottling	B	1.32	0.90
2009-06-01	ABT	Abbott Laboratories	D	-2.87	1.00	CI	Cigna	A	2.44	1.00
2009-06-01	DTE	Dte Energy	D	-2.88	0.10	AES	Aes	A	2.36	0.10
2009-06-01	FE	Firstenergy	D	-2.92	0.50	CMS	Cms Energy	A	2.22	0.50
2009-06-01	AEP	American Electric Power	D	-2.86	0.40	DYNIQ	Dynegy	B	1.37	0.40
2009-06-01	CB	Chubb Corp	D	-2.87	1.00	GNW	Genworth Financial	A	3.00	1.00
2009-06-01	WIN	Windstream Holdings	D	-2.89	0.50	S	Sprint Nextel	A	2.61	0.50
2009-06-01	D	Dominion Resources	D	-2.89	0.70	CEG	Constellation Energy	B	1.30	0.70
2009-06-01	DUK	Duke Energy	D	-2.87	0.70	NI	Nisource	B	1.23	0.70
2009-06-01	ED	Consolidated Edison	D	-2.85	0.30	STR	Questar Corp	B	1.20	0.30
2009-06-01	JNJ	Johnson & Johnson	D	-2.87	1.10	MYL	Mylan N.V.	A	2.39	1.10
2009-06-01	MBT	Manitoba Telecom Sv	D	-2.87	0.20	MS	Morgan Stanley	A	2.54	0.20
2009-06-01	MMC	Marsh & McLennan Cos	D	-2.91	0.10	PRU	Prudential Financial	A	2.58	0.10
2009-06-01	MRK	Merck & Co	D	-2.92	0.10	CVH	Coventry Health Care	A	2.38	0.10
2009-06-01	ES	Eversource Energy	D	-2.86	0.20	XEL	Xcel Energy	B	1.17	0.20
2009-06-01	OLN	Olin	D	-2.92	0.50	EMN	Eastman Chemical	A	2.40	0.50
2009-06-01	COP	Conocophillips	D	-2.92	1.30	DNR	Denbury Resources	A	2.54	1.30
2009-06-01	PFE	Pfizer	D	-2.87	0.90	LIFE	Life Technologies	A	2.31	0.90
2009-06-01	PG	Procter & Gamble	D	-2.88	1.80	JCI	Johnson Controls	A	2.41	1.80
2009-06-01	DGE	Diageo	D	-2.85	1.40	MU	Micron Technology	A	2.52	1.40
2009-06-01	RTN	Raytheon	D	-2.89	2.00	OI	Owens Illinois Rg	A	2.50	2.00
2009-06-01	T	At&t	D	-2.90	2.40	QWST	Qwest Communications	A	2.33	2.40
2009-06-01	SO	Southern	D	-2.87	0.80	F	Ford Motor	A	2.81	0.80
2009-06-01	STI	Suntrust Banks	D	-2.96	0.10					
2009-06-01	WEC	Wec Energy	D	-2.85	0.30	WYN	Wyndham Worldwide	A	2.71	0.30
2009-06-01	WMT	Wal-mart Stores	D	-2.87	1.50	AN	Autonation	A	2.67	1.50
2009-06-01	T	Telus	D	-2.87	0.20	SNDK	Sandisk Corp	A	2.50	0.20
2009-06-01	ENB	Enbridge	D	-2.85	0.90	AKS	Ak Steel	A	2.49	0.90
2009-06-01	KIM	Kimco Realty	D	-2.95	0.00					
2009-06-01	BMY	Bristol-myers Squibb	D	-2.85	1.40	BSX	Boston Scientific	A	2.29	1.40
2009-06-01	C	Citigroup	D	-2.97	0.30					
2009-06-01	XOM	Exxon Mobil	D	-2.86	3.90	TSO	Tesoro	A	2.43	3.90
2009-06-01	EXC	Exelon	D	-2.86	0.90	GT	Goodyear Tire & Rubber	A	2.58	0.90
2009-06-01	CVX	Chevron	D	-2.89	3.00	PXD	Pioneer Natural Resources	A	2.41	3.00
2009-06-01	HPQ	Hp	D	-2.87	1.30	JAVA	Sun Microsystems	A	2.54	1.30
2009-06-01	BSL	Bluescope Steel	D	-2.96	0.30					
2009-06-01	AWK	American Water Works	D	-2.88	0.50	FCX	Freeport-mcmoran	A	2.58	0.50
2009-06-01	MDLZ	Mondelez International	D	-2.87	0.90	TSN	Tyson Foods	A	2.50	0.90

Date	Ticker	Name	R	SM	W (%)	Ticker	Name	R	SM	W (%)
2009-07-01	THI	Restaurant Brands International	D	-2.86	0.10	F	Ford Motor	A	2.78	0.10
2009-07-01	ABT	Abbott Laboratories	D	-2.86	1.00	THC	Tenet Healthcare	A	2.53	1.00
2009-07-01	FE	Firstenergy	D	-2.92	0.50	AES	Aes	A	2.40	0.50
2009-07-01	CB	Chubb Corp	D	-2.87	1.10	GNW	Genworth Financial	A	3.00	1.10
2009-07-01	WIN	Windstream Holdings	D	-2.89	0.50	S	Sprint Nextel	A	2.56	0.50
2009-07-01	ED	Consolidated Edison	D	-2.84	0.30	DYNIQ	Dynegy	A	2.37	0.30
2009-07-01	JNJ	Johnson & Johnson	D	-2.87	1.20	CI	Cigna	A	2.46	1.20
2009-07-01	OLN	Olin	D	-2.93	0.40	EMN	Eastman Chemical	A	2.35	0.40
2009-07-01	PCG	Pg&e	C	-1.83	0.40	CEG	Constellation Energy	A	2.29	0.40
2009-07-01	RTN	Raytheon	D	-2.89	2.00	OI	Owens Illinois Rg	A	2.50	2.00
2009-07-01	T	At&t	D	-2.90	2.50	QWST	Qwest Communications	A	2.31	2.50
2009-07-01	WMT	Wal-mart Stores	D	-2.84	1.40	AN	Autonation	A	2.70	1.40
2009-07-01	T	Telus	D	-2.88	0.20	WYN	Wyndham Worldwide	A	2.70	0.20
2009-07-01	KIM	Kimco Realty	D	-2.96	0.00					
2009-07-01	BCE	Bce	D	-2.85	0.10	AKS	Ak Steel	A	2.61	0.10
2009-07-01	BMJ	Bristol-myers Squibb	D	-2.84	1.50	CVH	Coventry Health Care	A	2.40	1.50
2009-07-01	C	Citigroup	D	-2.98	0.30					
2009-07-01	VOD	Vodafone	D	-2.85	0.60	PRU	Prudential Financial	A	2.55	0.60
2009-07-01	BSL	Bluescope Steel	D	-2.97	0.30					
2009-08-03	THI	Restaurant Brands International	D	-2.85	0.10	FITB	Fifth Third Bancorp	A	3.00	0.10
2009-08-03	ABT	Abbott Laboratories	D	-2.87	0.90	THC	Tenet Healthcare	A	2.78	0.90
2009-08-03	FE	Firstenergy	D	-2.92	0.50	AES	Aes	A	2.45	0.50
2009-08-03	BK	Bank Of New York Mellon	C	-1.84	0.10	COF	Capital One Financial	A	2.63	0.10
2009-08-03	WIN	Windstream Holdings	D	-2.88	0.50	S	Sprint Nextel	A	2.49	0.50
2009-08-03	JNJ	Johnson & Johnson	D	-2.86	1.10	CI	Cigna	A	2.53	1.10
2009-08-03	MMC	Marsh & McLennan Cos	D	-2.83	0.10	GNW	Genworth Financial	A	3.00	0.10
2009-08-03	NOC	Northrop Grumman	D	-2.84	1.00	OI	Owens Illinois Rg	A	2.59	1.00
2009-08-03	RTN	Raytheon	D	-2.88	2.00	JBL	Jabil Circuit	A	2.50	2.00
2009-08-03	WMT	Wal-mart Stores	D	-2.84	1.40	AN	Autonation	A	2.82	1.40
2009-08-03	T	Telus	D	-2.88	0.20	F	Ford Motor	A	3.00	0.20
2009-08-03	KIM	Kimco Realty	D	-2.96	0.00					
2009-08-03	BCE	Bce	D	-2.84	0.10	GT	Goodyear Tire & Rubber	A	2.85	0.10
2009-08-03	C	Citigroup	D	-2.98	0.30					
2009-09-01	FE	Firstenergy	D	-2.91	0.50	AES	Aes	A	2.45	0.50
2009-09-01	BK	Bank Of New York Mellon	C	-1.84	0.10	COF	Capital One Financial	A	2.70	0.10
2009-09-01	PPL	Ppl	C	-1.86	0.50	CEG	Constellation Energy	A	2.34	0.50
2009-09-01	RTN	Raytheon	D	-2.88	1.90	JBL	Jabil Circuit	A	2.58	1.90
2009-09-01	KIM	Kimco Realty	D	-2.95	0.00					
2009-09-01	XOM	Exxon Mobil	D	-2.85	3.50	DNR	Denbury Resources	A	2.43	3.50
2009-10-01	PPL	Ppl	C	-1.85	0.50	AES	Aes	A	2.47	0.50
2009-10-01	XOM	Exxon Mobil	D	-2.85	3.40	PXD	Pioneer Natural Resources	A	2.48	3.40
2009-11-02	THI	Restaurant Brands International	C	-1.84	0.10	FITB	Fifth Third Bancorp	A	3.00	0.10
2009-11-02	NEE	Nextera Energy	C	-1.86	0.80	AES	Aes	A	2.45	0.80
2009-11-02	MBT	Manitoba Telecom Sv	D	-2.85	0.20	F	Ford Motor	A	3.00	0.20
2009-11-02	PEG	Public Service Enterprise	C	-1.85	0.40	CEG	Constellation Energy	A	2.34	0.40
2009-11-02	PPL	Ppl	C	-1.86	0.50	TEG	Integrys Energy	A	2.29	0.50
2009-11-02	VZ	Verizon Communications	D	-2.84	2.00	QWST	Qwest Communications	A	2.27	2.00
2009-11-02	EXC	Exelon	C	-1.85	0.80	TE	Teco Energy	A	2.28	0.80
2009-12-01	THI	Restaurant Brands International	C	-1.84	0.10	FITB	Fifth Third Bancorp	A	3.00	0.10

Date	Ticker	Name	R	SM	W (%)	Ticker	Name	R	SM	W (%)
2009-12-01	BK	Bank Of New York Mellon	C	-1.85	0.10	COF	Capital One Financial	A	2.76	0.10
2009-12-01	NEE	Nextera Energy	C	-1.85	0.80	AES	Aes	A	2.45	0.80
2009-12-01	MBT	Manitoba Telecom Sv	D	-2.85	0.20	F	Ford Motor	A	3.00	0.20
2009-12-01	PEG	Public Service Enterprise	C	-1.84	0.40	CEG	Constellation Energy	A	2.35	0.40
2009-12-01	EXC	Exelon	C	-1.84	0.80	TEG	Integrys Energy	A	2.33	0.80
2010-01-01	BK	Bank Of New York Mellon	C	-1.85	0.10	COF	Capital One Financial	A	2.77	0.10
2010-01-01	NEE	Nextera Energy	C	-1.85	0.80	AES	Aes	A	2.45	0.80
2010-01-01	MUR	Murphy Oil	C	-1.86	0.30	PXD	Pioneer Natural Resources	A	2.66	0.30
2010-01-01	T	Telus	C	-1.84	0.20	FITB	Fifth Third Bancorp	A	3.00	0.20
2010-01-01	EXC	Exelon	C	-1.84	0.80	CEG	Constellation Energy	A	2.38	0.80
2010-02-01	NEE	Nextera Energy	C	-1.86	0.80	AES	Aes	A	2.44	0.80
2010-02-01	MMC	Marsh & McLennan Cos	C	-1.86	0.10	HIG	The Hartford Financial Services	A	3.00	0.10
2010-02-01	MUR	Murphy Oil	C	-1.86	0.30	PXD	Pioneer Natural Resources	A	2.63	0.30
2010-02-01	PX	Praxair	C	-1.85	0.70	EMN	Eastman Chemical	A	2.56	0.70
2010-02-01	JPM	Jpmorgan Chase	C	-1.86	3.50	COF	Capital One Financial	A	2.74	3.50
2010-02-01	PM	Philip Morris International	C	-1.85	1.60	WHR	Whirlpool	A	2.65	1.60
2010-02-01	BSL	Bluescope Steel	C	-1.88	0.30	FITB	Fifth Third Bancorp	A	3.00	0.30
2010-03-01	APD	Air Products & Chemicals	C	-1.86	0.60	EMN	Eastman Chemical	A	2.56	0.60
2010-03-01	NEE	Nextera Energy	C	-1.87	0.80	CEG	Constellation Energy	A	2.38	0.80
2010-03-01	MMC	Marsh & McLennan Cos	C	-1.85	0.10	HIG	The Hartford Financial Services	A	3.00	0.10
2010-03-01	MUR	Murphy Oil	C	-1.86	0.30	PXD	Pioneer Natural Resources	A	2.65	0.30
2010-03-01	PX	Praxair	C	-1.85	0.70	CF	Cf Industries	A	2.46	0.70
2010-03-01	DO	Diamond Offshore Drilling	C	-1.86	1.00	FTI	Fmc Technologies	A	2.47	1.00
2010-03-01	XOM	Exxon Mobil	D	-2.86	3.10	NBR	Nabors Industries	A	2.44	3.10
2010-03-01	VZ	Verizon Communications	C	-1.86	1.90	QWST	Qwest Communications	A	2.35	1.90
2010-03-01	PM	Philip Morris International	C	-1.84	1.70	HAR	Harman Ind Inc	A	2.77	1.70
2010-03-01	BSL	Bluescope Steel	C	-1.88	0.30	FITB	Fifth Third Bancorp	A	3.00	0.30
2010-04-01	APD	Air Products & Chemicals	C	-1.85	0.60	EMN	Eastman Chemical	A	2.60	0.60
2010-04-01	NEE	Nextera Energy	D	-2.86	0.80	OKE	Oneok	A	2.43	0.80
2010-04-01	MBT	Manitoba Telecom Sv	D	-2.85	0.20	FITB	Fifth Third Bancorp	A	3.00	0.20
2010-04-01	MUR	Murphy Oil	C	-1.85	0.30	PXD	Pioneer Natural Resources	A	2.81	0.30
2010-04-01	PFE	Pfizer	C	-1.86	0.90	THC	Tenet Healthcare	A	3.00	0.90
2010-04-01	PPL	Ppl	D	-2.86	0.50	TEG	Integrys Energy	A	2.40	0.50
2010-04-01	UN	Unilever	C	-1.84	1.70	HAR	Harman Ind Inc	A	2.84	1.70
2010-04-01	AWC	Alumina	C	-1.86	0.10	F	Ford Motor	A	3.00	0.10
2010-04-01	CNX	Consol Energy	C	-1.87	0.50	CLF	Cliffs Natural Resources	A	3.00	0.50
2010-04-01	DO	Diamond Offshore Drilling	C	-1.86	1.00	FTI	Fmc Technologies	A	2.54	1.00
2010-04-01	XOM	Exxon Mobil	D	-2.85	3.00	APC	Anadarko Petroleum	A	2.46	3.00
2010-04-01	EXC	Exelon	D	-2.85	0.70	CEG	Constellation Energy	A	2.39	0.70
2010-04-01	BSL	Bluescope Steel	C	-1.83	0.30	MU	Micron Technology	A	3.00	0.30
2010-05-03	ABT	Abbott Laboratories	C	-1.85	0.90	THC	Tenet Healthcare	A	3.00	0.90
2010-05-03	FE	Firstenergy	D	-2.87	0.40	OKE	Oneok	A	2.46	0.40
2010-05-03	APD	Air Products & Chemicals	C	-1.85	0.60	EMN	Eastman Chemical	A	2.62	0.60
2010-05-03	MRK	Merck & Co	C	-1.86	0.10	ISRG	Intuitive Surgical	A	2.73	0.10
2010-05-03	PFE	Pfizer	C	-1.86	0.90	MYL	Mylan N.V.	A	2.64	0.90
2010-05-03	PPL	Ppl	D	-2.87	0.40	TEG	Integrys Energy	A	2.42	0.40

Date	Ticker	Name	R	SM	W (%)	Ticker	Name	R	SM	W (%)
2010-05-03	BP	Bp Adr	C	-1.87	0.90	PXD	Pioneer Natural Resources	A	2.91	0.90
2010-05-03	UN	Unilever	C	-1.85	1.60	WHR	Whirlpool	A	2.96	1.60
2010-05-03	CCO	Cameco	D	-2.88	0.50	FITB	Fifth Third Bancorp	A	3.00	0.50
2010-05-03	AWC	Alumina	C	-1.87	0.00	HBAN	Huntington Bancshares	A	3.00	0.00
2010-05-03	CNX	Consol Energy	C	-1.87	0.50	CLF	Cliffs Natural Resources	A	2.82	0.50
2010-05-03	DO	Diamond Offshore Drilling	C	-1.88	0.90	FTI	Fmc Technologies	A	2.56	0.90
2010-05-03	XOM	Exxon Mobil	D	-2.85	3.00	SII	Smith International	A	2.42	3.00
2010-05-03	VZ	Verizon Communications	D	-2.84	1.80	QWST	Qwest Communications	A	2.41	1.80
2010-05-03	EXC	Exelon	D	-2.85	0.70	AES	Aes	A	2.41	0.70
2010-05-03	BSL	Bluescope Steel	C	-1.85	0.30	JDSU	JDS Uniphase Corporation	A	3.00	0.30
2010-05-03	AWK	American Water Works	C	-1.84	0.50	CEG	Constellation Energy	A	2.39	0.50
2010-06-01	ABT	Abbott Laboratories	C	-1.86	1.00	THC	Tenet Healthcare	A	2.87	1.00
2010-06-01	FE	Firstenergy	D	-2.88	0.40	OKE	Oneok	A	2.39	0.40
2010-06-01	AEP	American Electric Power	C	-1.86	0.40	CEG	Constellation Energy	A	2.37	0.40
2010-06-01	APD	Air Products & Chemicals	C	-1.87	0.60	EMN	Eastman Chemical	A	2.54	0.60
2010-06-01	IBM	IBM	C	-1.85	1.70	SNDK	Sandisk Corp	A	3.00	1.70
2010-06-01	MBT	Manitoba Telecom Sv	D	-2.86	0.20	FITB	Fifth Third Bancorp	A	3.00	0.20
2010-06-01	MRK	Merck & Co	C	-1.86	0.10	MYL	Mylan N.V.	A	2.55	0.10
2010-06-01	PFE	Pfizer	C	-1.88	0.90	MIL	Millipore	A	2.40	0.90
2010-06-01	PPL	Ppl	D	-2.87	0.50	TEG	Integrays Energy	A	2.37	0.50
2010-06-01	BP	Bp Adr	C	-1.90	0.80	PXD	Pioneer Natural Resources	A	2.85	0.80
2010-06-01	UN	Unilever	C	-1.86	1.60	WHR	Whirlpool	A	2.85	1.60
2010-06-01	WMT	Wal-mart Stores	C	-1.85	1.40	JWN	Nordstrom	A	2.84	1.40
2010-06-01	CCO	Cameco	D	-2.88	0.60	F	Ford Motor	A	3.00	0.60
2010-06-01	AWC	Alumina	C	-1.86	0.10	HIG	The Hartford Financial Services	A	3.00	0.10
2010-06-01	TOT	Total Adr	D	-2.89	2.10	FTI	Fmc Technologies	A	2.40	2.10
2010-06-01	CNX	Consol Energy	C	-1.90	0.50	TIE	Titanium Metals	A	2.69	0.50
2010-06-01	DO	Diamond Offshore Drilling	D	-2.91	0.70	EOG	Eog Resources	A	2.37	0.70
2010-06-01	XOM	Exxon Mobil	D	-2.87	3.00	WMB	Williams Companies	A	2.32	3.00
2010-06-01	VZ	Verizon Communications	D	-2.86	1.90	QWST	Qwest Communications	A	2.40	1.90
2010-06-01	EXC	Exelon	D	-2.87	0.60	NI	Nisource	A	2.31	0.60
2010-06-01	BSL	Bluescope Steel	C	-1.87	0.30	GNW	Genworth Financial	A	3.00	0.30
2010-06-01	AWK	American Water Works	C	-1.86	0.50	TE	Teco Energy	A	2.29	0.50
2010-07-01	ABT	Abbott Laboratories	C	-1.86	1.00	THC	Tenet Healthcare	A	2.80	1.00
2010-07-01	FE	Firstenergy	D	-2.88	0.40	OKE	Oneok	A	2.39	0.40
2010-07-01	AEP	American Electric Power	C	-1.85	0.40	TEG	Integrays Energy	A	2.36	0.40
2010-07-01	APD	Air Products & Chemicals	C	-1.87	0.60	EMN	Eastman Chemical	A	2.49	0.60
2010-07-01	AVP	Avon Products	D	-2.88	0.60	HAR	Harman Ind Inc	A	2.53	0.60
2010-07-01	TD	Toronto-dominion Bank	C	-1.85	1.00	F	Ford Motor	A	3.00	1.00
2010-07-01	BEN	Franklin Resources	C	-1.88	0.00	COF	Capital One Financial	A	2.79	0.00
2010-07-01	BK	Bank Of New York Mellon	C	-1.87	0.10	AMP	Ameriprise Financial	A	2.48	0.10
2010-07-01	GE	General Electric	C	-1.88	1.60	CMI	Cummins	A	2.61	1.60
2010-07-01	KMB	Kimberly-clark	C	-1.85	1.10	JCI	Johnson Controls	A	2.52	1.10
2010-07-01	MBT	Manitoba Telecom Sv	D	-2.86	0.20	GNW	Genworth Financial	A	3.00	0.20
2010-07-01	LB	L Brands	C	-1.87	0.30	WFM	Whole Foods Market	A	2.72	0.30
2010-07-01	MRK	Merck & Co	C	-1.86	0.10	HSP	Hospira	A	2.45	0.10

Date	Ticker	Name	R	SM	W (%)	Ticker	Name	R	SM	W (%)
2010-07-01	ES	Eversource Energy	C	-1.85	0.30	NI	Nisource	A	2.30	0.30
2010-07-01	PFE	Pfizer	C	-1.88	0.90	MIL	Millipore	A	2.40	0.90
2010-07-01	PG	Procter & Gamble	C	-1.85	2.00	SWK	Stanley Black & Decker	A	2.37	2.00
2010-07-01	PPL	Ppl	D	-2.87	0.50	TE	Teco Energy	A	2.29	0.50
2010-07-01	DGE	Diageo	C	-1.85	1.60	WYN	Wyndham Worldwide	A	3.00	1.60
2010-07-01	BP	Bp Adr	D	-2.92	0.60	PXD	Pioneer Natural Resources	A	2.81	0.60
2010-07-01	ALL	Allstate	C	-1.87	0.70	HIG	The Hartford Financial Services	A	3.00	0.70
2010-07-01	UN	Unilever	C	-1.86	1.70	MAT	Mattel	A	2.34	1.70
2010-07-01	WMT	Wal-mart Stores	C	-1.86	1.30	JWN	Nordstrom	A	2.70	1.30
2010-07-01	CCO	Cameco	D	-2.89	0.60	HBAN	Huntington Bancshares	A	2.89	0.60
2010-07-01	INTC	Intel	C	-1.87	0.40	SNDK	Sandisk Corp	A	3.00	0.40
2010-07-01	AWC	Alumina	C	-1.88	0.10	WYNN	Wynn Resorts	A	2.82	0.10
2010-07-01	SRE	Sempra Energy	D	-2.86	0.30	CMS	Cms Energy	A	2.28	0.30
2010-07-01	TOT	Total Adr	D	-2.89	2.10	FTI	Fmc Technologies	A	2.44	2.10
2010-07-01	CNX	Consol Energy	C	-1.90	0.50	TIE	Titanium Metals	A	2.71	0.50
2010-07-01	ACH	Aluminum Corporation Of China Adr	D	-2.91	0.30	ATI	Allegheny Technologies	A	2.49	0.30
2010-07-01	BMJ	Bristol-myers Squibb	C	-1.85	1.70	LIFE	Life Technologies	A	2.37	1.70
2010-07-01	DO	Diamond Offshore Drilling	D	-2.90	0.80	EOG	Eog Resources	A	2.36	0.80
2010-07-01	C	Citigroup	C	-1.88	0.30	FITB	Fifth Third Bancorp	A	3.00	0.30
2010-07-01	XOM	Exxon Mobil	D	-2.88	2.90	SII	Smith International	A	2.33	2.90
2010-07-01	VZ	Verizon Communications	D	-2.85	2.00	QWST	Qwest Communications	A	2.40	2.00
2010-07-01	EXC	Exelon	D	-2.87	0.70	GAS	Nicor	A	2.24	0.70
2010-07-01	VOD	Vodafone	C	-1.85	0.60	PRU	Prudential Financial	A	2.80	0.60
2010-07-01	BSL	Bluescope Steel	D	-2.88	0.30	SCN	Prologis	A	2.75	0.30
2010-07-01	AWK	American Water Works	C	-1.86	0.60	PNW	Pinnacle West Capital	A	2.24	0.60
2010-07-01	MDLZ	Mondelez International	C	-1.85	0.90	TSN	Tyson Foods	A	2.62	0.90
2010-08-02	ABT	Abbott Laboratories	C	-1.85	0.90	HSP	Hospira	A	2.41	0.90
2010-08-02	FE	Firstenergy	D	-2.87	0.40	OKE	Oneok	A	2.44	0.40
2010-08-02	ROK	Rockwell Automation	C	-1.85	0.40	CMI	Cummins	A	2.76	0.40
2010-08-02	ELUXB	Electrolux	C	-1.85	0.30	CRM	Salesforce.com	A	2.77	0.30
2010-08-02	APD	Air Products & Chemicals	D	-2.85	0.60	ECL	Ecolab	A	2.27	0.60
2010-08-02	AXP	American Express	C	-1.84	0.10	AMP	Ameriprise Financial	A	2.59	0.10
2010-08-02	TD	The Toronto-dominion Bank	C	-1.84	0.90	HST	Host Hotels & Resorts	A	2.73	0.90
2010-08-02	BAC	Bank Of America	D	-2.88	1.20	HBAN	Huntington Bancshares	A	3.00	1.20
2010-08-02	BEN	Franklin Resources	C	-1.86	0.00	DFS	Discover Financial Services	A	2.54	0.00
2010-08-02	BK	Bank Of New York Mellon	D	-2.87	0.10	TROW	T Rowe Price	A	2.40	0.10
2010-08-02	CB	Chubb Corp	C	-1.84	1.20	HIG	The Hartford Financial Services	A	3.00	1.20
2010-08-02	GE	General Electric	C	-1.86	1.70	PTV	Pactiv Corp	A	2.47	1.70
2010-08-02	IP	International Paper	C	-1.85	0.30	TIE	Titanium Metals	A	2.92	0.30
2010-08-02	JNJ	Johnson & Johnson	D	-2.85	1.00	ESRX	Express Scripts Holding	A	2.35	1.00
2010-08-02	MBT	Manitoba Telecom Sv	D	-2.86	0.20	NTAP	Netapp	A	2.71	0.20
2010-08-02	COL	Rockwell Collins	C	-1.86	0.40	GR	Goodrich	A	2.46	0.40
2010-08-02	LNC	Lincoln National	C	-1.87	0.60	AFL	Aflac	A	2.74	0.60
2010-08-02	LB	L Brands	C	-1.85	0.30	WFM	Whole Foods Market	A	2.79	0.30
2010-08-02	MHFI	McGraw Hill Fin	D	-2.86	0.20	V	Visa	A	2.28	0.20

Date	Ticker	Name	R	SM	W (%)	Ticker	Name	R	SM	W (%)
2010-08-02	MRK	Merck & Co	C	-1.86	0.10	VAR	Varian Medical Systems	A	2.33	0.10
2010-08-02	NOC	Northrop Grumman	C	-1.86	1.10	FLS	Flowserve	A	2.45	1.10
2010-08-02	NWL	Newell Brands	C	-1.85	0.40	HAR	Harman Ind Inc	A	2.57	0.40
2010-08-02	OLN	Olin	C	-1.84	0.60	ARG	Airgas Inc	A	2.26	0.60
2010-08-02	OXY	Occidental Petroleum	C	-1.85	1.20	FTI	Fmc Technologies	A	2.53	1.20
2010-08-02	COP	Conocophillips	C	-1.84	1.30	CAM	Cameron International Corp.	A	2.41	1.30
2010-08-02	PFE	Pfizer	D	-2.87	0.90	HUM	Humana	A	2.30	0.90
2010-08-02	PG	Procter & Gamble	C	-1.84	1.90	JCI	Johnson Controls	A	2.56	1.90
2010-08-02	PPL	Ppl	D	-2.86	0.50	TEG	Integrys Energy	A	2.40	0.50
2010-08-02	DGE	Diageo	C	-1.84	1.60	RHT	Red Hat	A	2.69	1.60
2010-08-02	BP	Bp Adr	D	-2.89	0.80	SII	Smith International	A	2.38	0.80
2010-08-02	TIN	Temple Inland	C	-1.86	0.20	CSX	Csx	A	2.43	0.20
2010-08-02	ALL	Allstate	C	-1.86	0.60	TMK	Torchmark	A	2.53	0.60
2010-08-02	UN	Unilever	C	-1.85	1.70	HAS	Hasbro	A	2.34	1.70
2010-08-02	WMT	Wal-mart Stores	C	-1.85	1.30	KMX	Carmax	A	2.58	1.30
2010-08-02	WY	Weyerhaeuser	D	-2.95	0.20	SCN	Prologis	A	2.83	0.20
2010-08-02	CCO	Cameco	D	-2.87	0.60	CCE	Coca-Cola Enterprises	A	2.62	0.60
2010-08-02		National Bank Of Canada	D	-2.85	1.30	AMZN	Amazon.com	A	2.57	1.30
2010-08-02	INTC	Intel	C	-1.85	0.40	SNDK	Sandisk Corp	A	3.00	0.40
2010-08-02	AWC	Alumina	D	-2.87	0.00	AAPL	Apple	A	2.56	0.00
2010-08-02	CBS	Cbs	C	-1.85	0.50	DISCA	Discovery Communications	A	2.64	0.50
2010-08-02	PX	Praxair	C	-1.83	0.80	AVY	Avery Dennison	A	2.25	0.80
2010-08-02	TOT	Total Adr	D	-2.87	2.20	NBL	Noble Energy	A	2.35	2.20
2010-08-02	CNX	Consol Energy Aluminum	D	-2.89	0.50	NEM	Newmont Mining	A	2.24	0.50
2010-08-02	ACH	Corporation Of China Adr	D	-2.89	0.30	WYNN	Wynn Resorts	A	2.97	0.30
2010-08-02	BMJ	Bristol-myers Squibb	C	-1.84	1.60	ZBH	Zimmer Biomet	A	2.28	1.60
2010-08-02	DO	Diamond Offshore Drilling	D	-2.90	0.70	WMB	Williams Companies	A	2.34	0.70
2010-08-02	C	Citigroup	C	-1.87	0.30	CMA	Comerica	A	2.53	0.30
2010-08-02	XOM	Exxon Mobil	D	-2.87	2.90	EP	El Paso Corporation	A	2.33	2.90
2010-08-02	EXC	Exelon	D	-2.86	0.70	NI	Nisource	A	2.35	0.70
2010-08-02	VOD	Vodafone	C	-1.84	0.60	DPS	Dr Pepper Snapple	A	2.53	0.60
2010-08-02	BSL	Bluescope Steel	D	-2.87	0.30	MTB	M&t Bank	A	2.49	0.30
2010-08-02	AWK	American Water Works	C	-1.84	0.60	TE	Teco Energy	A	2.33	0.60
2010-08-02	MDLZ	Mondelez International	C	-1.84	0.90	TSN	Tyson Foods	A	2.67	0.90
2010-09-01	ABT	Abbott Laboratories	C	-1.85	1.00	HSP	Hospira	A	2.41	1.00
2010-09-01	ROK	Rockwell Automation	C	-1.86	0.40	CMI	Cummins	A	2.75	0.40
2010-09-01	ELUXB	Electrolux	C	-1.87	0.20	WYNN	Wynn Resorts	A	2.89	0.20
2010-09-01	AXP	American Express	C	-1.86	0.10	AMP	Ameriprise Financial	A	2.62	0.10
2010-09-01	TD	The Toronto-dominion Bank	C	-1.84	0.90	CCE	Coca-Cola Enterprises	A	2.63	0.90
2010-09-01	BAC	Bank Of America	D	-2.89	1.10	HBAN	Huntington Bancshares	A	2.89	1.10
2010-09-01	BEN	Franklin Resources	D	-2.86	0.00	DFS	Discover Financial Services	A	2.52	0.00
2010-09-01	BK	Bank Of New York Mellon	D	-2.87	0.10	TROW	T Rowe Price	A	2.36	0.10
2010-09-01	GD	General Dynamics	D	-2.88	1.10	PTV	Pactiv Corp	A	2.50	1.10
2010-09-01	GE	General Electric	D	-2.87	1.60	GR	Goodrich	A	2.45	1.60
2010-09-01	IBM	IBM	C	-1.84	1.70	CRM	Salesforce.com	A	2.88	1.70
2010-09-01	IP	International Paper	C	-1.87	0.30	TIE	Titanium Metals	A	2.77	0.30
2010-09-01	JNJ	Johnson & Johnson	D	-2.85	1.00	ESRX	Express Scripts Holding	A	2.33	1.00
2010-09-01	MBT	Manitoba Telecom Sv	D	-2.86	0.20	KMX	Carmax	A	2.56	0.20

Date	Ticker	Name	R	SM	W (%)	Ticker	Name	R	SM	W (%)
2010-09-01	COL	Rockwell Collins	C	-1.86	0.40	FDX	Fedex	A	2.40	0.40
2010-09-01	LNC	Lincoln National	D	-2.87	0.60	AFL	Aflac	A	2.72	0.60
2010-09-01	LB	L Brands	C	-1.86	0.30	WFM	Whole Foods Market	A	2.72	0.30
2010-09-01	MHFI	McGraw Hill Fin	D	-2.87	0.20	V	Visa	A	2.28	0.20
2010-09-01		Minnesota Mng.& Mfg	C	-1.85	1.20	APH	Amphenol	A	2.39	1.20
2010-09-01	MRK	Merck & Co	C	-1.86	0.10	VAR	Varian Medical Systems	A	2.33	0.10
2010-09-01	MSFT	Microsoft	D	-2.87	0.40	RHT	Red Hat	A	2.75	0.40
2010-09-01	NOC	Northrop Grumman	C	-1.86	1.10	UNP	Union Pacific	A	2.38	1.10
2010-09-01	NWL	Newell Brands	C	-1.85	0.40	JCI	Johnson Controls	A	2.53	0.40
2010-09-01	OLN	Olin	C	-1.86	0.60	ECL	Ecolab	A	2.27	0.60
2010-09-01	OXY	Occidental Petroleum	C	-1.86	1.20	FTI	Fmc Technologies	A	2.53	1.20
2010-09-01	COP	Conocophillips	C	-1.85	1.30	WMB	Williams Companies	A	2.32	1.30
2010-09-01	PFE	Pfizer	D	-2.86	0.90	HUM	Humana	A	2.30	0.90
2010-09-01	PG	Procter & Gamble	C	-1.85	1.80	HAS	Hasbro	A	2.33	1.80
2010-09-01	SLB	Schlumberger	D	-2.87	0.70	EP	El Paso Corporation	A	2.31	0.70
2010-09-01	BP	Bp Adr	D	-2.90	0.70	SUN	Sunoco	A	2.26	0.70
2010-09-01	TIN	Temple Inland	C	-1.88	0.20	BA	Boeing	A	2.35	0.20
2010-09-01	ALL	Allstate	D	-2.87	0.60	TMK	Torchmark	A	2.50	0.60
2010-09-01	UN	Unilever	D	-2.86	1.60	RAI	Reynolds American	A	2.29	1.60
2010-09-01	WFC	Wells Fargo	D	-2.88	1.00	CMA	Comerica	A	2.48	1.00
2010-09-01	WMT	Wal-mart Stores	D	-2.85	1.30	AMZN	Amazon.com	A	2.63	1.30
2010-09-01	WY	Weyerhaeuser	D	-2.95	0.20	HST	Host Hotels & Resorts	A	2.67	0.20
2010-09-01	INTC	Intel	C	-1.88	0.30	NTAP	Netapp	A	2.67	0.30
2010-09-01	CBS	Cbs	C	-1.85	0.50	DISCA	Discovery Communications	A	2.63	0.50
2010-09-01	MWV	MeadWestvaco	D	-2.87	0.60		Fidelity National Information Services	A	2.35	0.60
2010-09-01	TOT	Total Adr	D	-2.88	2.10	BHI	Baker Hughes	A	2.25	2.10
2010-09-01	CNX	Consol Energy	D	-2.90	0.40	NEM	Newmont Mining	A	2.26	0.40
2010-09-01	ACH	Aluminum Corporation Of China Adr	D	-2.90	0.30	CLF	Cliffs Natural Resources	A	2.24	0.30
2010-09-01	JPM	Jpmorgan Chase	D	-2.85	3.30	NDAQ	Nasdaq	B	1.18	3.30
2010-09-01	DO	Diamond Offshore Drilling	D	-2.91	0.70	FSLR	First Solar	A	2.21	0.70
2010-09-01	C	Citigroup	C	-1.88	0.30	MTB	M&t Bank	A	2.48	0.30
2010-09-01	XOM	Exxon Mobil	D	-2.87	2.90	PXD	Pioneer Natural Resources	A	2.17	2.90
2010-09-01	EXC	Exelon	D	-2.86	0.70	TEG	Integrys Energy	A	2.42	0.70
2010-09-01	HPQ	Hp	D	-2.88	1.20	AAPL	Apple	A	2.53	1.20
2010-09-01	BSL	Bluescope Steel	D	-2.88	0.30	DPS	Dr Pepper Snapple	A	2.53	0.30
2010-09-01	MDLZ	Mondelez International	C	-1.84	0.90	TSN	Tyson Foods	A	2.63	0.90
2010-10-01	ABT	Abbott Laboratories	C	-1.84	1.00	HSP	Hospira	A	2.44	1.00
2010-10-01	ELUXB	Electrolux	D	-2.86	0.20	WFM	Whole Foods Market	A	2.75	0.20
2010-10-01	BAC	Bank Of America	D	-2.89	1.10	HBAN	Huntington Bancshares	A	2.93	1.10
2010-10-01	BK	Bank Of New York Mellon	D	-2.87	0.10	AMP	Ameriprise Financial	A	2.64	0.10
2010-10-01	GD	General Dynamics	D	-2.87	1.10	CMI	Cummins	A	2.86	1.10
2010-10-01	IP	International Paper	D	-2.87	0.20	TIE	Titanium Metals	A	2.82	0.20
2010-10-01	MBT	Manitoba Telecom Sv	D	-2.86	0.20	KMX	Carmax	A	2.74	0.20
2010-10-01	LNC	Lincoln National	D	-2.88	0.60	AFL	Aflac	A	2.76	0.60
2010-10-01	MSFT	Microsoft	D	-2.87	0.40	RHT	Red Hat	A	2.87	0.40
2010-10-01	NOC	Northrop Grumman	C	-1.86	1.10	PTV	Pactiv Corp	A	2.51	1.10
2010-10-01	OLN	Olin	C	-1.85	0.60	ECL	Ecolab	A	2.29	0.60
2010-10-01	RTN	Raytheon	D	-2.88	1.70	GR	Goodrich	A	2.47	1.70
2010-10-01	TIN	Temple Inland	C	-1.87	0.20	APH	Amphenol	A	2.43	0.20
2010-10-01	WFC	Wells Fargo	D	-2.87	1.00	KEY	Keycorp	A	2.28	1.00
2010-10-01	WY	Weyerhaeuser	D	-2.95	0.20	HST	Host Hotels & Resorts	A	2.72	0.20

Date	Ticker	Name	R	SM	W (%)	Ticker	Name	R	SM	W (%)
2010-10-01	INTC	Intel	D	-2.87	0.30	CRM	Salesforce.com	A	2.85	0.30
2010-10-01	CNX	Consol Energy	D	-2.89	0.50	NEM	Newmont Mining	A	2.27	0.50
2010-10-01	C	Citigroup	C	-1.87	0.30	WYNN	Wynn Resorts	A	2.94	0.30
2010-10-01	XOM	Exxon Mobil	D	-2.86	2.90	FTI	Fmc Technologies	A	2.57	2.90
2010-10-01	HPQ	Hp	D	-2.88	1.20	NTAP	Netapp	A	2.78	1.20
2010-11-01	DTE	Dte Energy	C	-1.84	0.20	TEG	Integrays Energy	A	2.44	0.20
2010-11-01	AXP	American Express	C	-1.84	0.10	AMP	Ameriprise Financial	A	2.69	0.10
2010-11-01	BAC	Bank Of America	D	-2.90	0.90	KEY	Keycorp	A	2.28	0.90
2010-11-01	BK	Bank Of New York Mellon	D	-2.87	0.00	DFS	Discover Financial Services	A	2.61	0.00
2010-11-01	LNC	Lincoln National	D	-2.88	0.60	AFL	Aflac	A	2.81	0.60
2010-11-01	RTN	Raytheon	D	-2.87	1.70	CMI	Cummins	A	2.83	1.70
2010-11-01	TIN	Temple Inland	C	-1.86	0.20	GR	Goodrich	A	2.52	0.20
2010-11-01	WFC	Wells Fargo	D	-2.87	1.00	USB	Us Bancorp	B	1.18	1.00
2010-11-01	WY	Weyerhaeuser	D	-2.95	0.20	HST	Host Hotels & Resorts	A	2.78	0.20
2010-11-01	BMO	Bank Of Montreal	C	-1.85	0.40	NTAP	Netapp	A	2.85	0.40
2010-11-01	INTC	Intel	D	-2.86	0.40	RHT	Red Hat	A	2.90	0.40
2010-11-01	JPM	Jpmorgan Chase	D	-2.85	3.10	TROW	T Rowe Price	A	2.44	3.10
2010-11-01	C	Citigroup	C	-1.87	0.30	WYNN	Wynn Resorts	A	3.00	0.30
2010-11-01	HPQ	Hp	D	-2.87	1.30	CRM	Salesforce.com	A	2.86	1.30
2010-12-01	DTE	Dte Energy	C	-1.85	0.20	TEG	Integrays Energy	A	2.41	0.20
2010-12-01	AXP	American Express	C	-1.83	0.10	AMP	Ameriprise Financial	A	2.71	0.10
2010-12-01	BAC	Bank Of America	D	-2.90	0.90	OR01	Citigroup	A	2.20	0.90
2010-12-01	KMB	Kimberly-clark	C	-1.84	1.00	JCI	Johnson Controls	A	2.73	1.00
2010-12-01	PEG	Public Service Enterprise	C	-1.85	0.30	NI	Nisource	A	2.36	0.30
2010-12-01	WY	Weyerhaeuser	D	-2.95	0.20	HST	Host Hotels & Resorts	A	2.82	0.20
2010-12-01	BMO	Bank Of Montreal	C	-1.84	0.40	WYNN	Wynn Resorts	A	3.00	0.40
2010-12-01	JPM	Jpmorgan Chase	D	-2.84	3.10	DFS	Discover Financial Services	A	2.64	3.10
2010-12-01	HPQ	Hp	D	-2.87	1.20	CRM	Salesforce.com	A	3.00	1.20
2010-12-01	BSL	Bluescope Steel	D	-2.87	0.20	RHT	Red Hat	A	2.98	0.20
2011-01-03	DTE	Dte Energy	C	-1.84	0.20	TEG	Integrays Energy	A	2.41	0.20
2011-01-03	TD	Toronto-dominion Bank	C	-1.84	0.80	CMI	Cummins	A	3.00	0.80
2011-01-03	KMB	Kimberly-clark	C	-1.84	1.00	JCI	Johnson Controls	A	2.76	1.00
2011-01-03	PEG	Public Service Enterprise	C	-1.85	0.30	NI	Nisource	A	2.38	0.30
2011-01-03	WY	Weyerhaeuser	D	-2.94	0.20	HST	Host Hotels & Resorts	A	2.90	0.20
2011-01-03	ACH	Aluminum Corporation Of China Adr	C	-1.84	0.30	MEE	Massey Energy Corp	A	2.33	0.30
2011-01-03	BSL	Bluescope Steel	D	-2.85	0.20	WFM	Whole Foods Market	A	3.00	0.20
2011-02-01	ABT	Abbott Laboratories	D	-2.86	0.80	ESRX	Express Scripts Holding	A	2.44	0.80
2011-02-01	DTE	Dte Energy	C	-1.84	0.20	TEG	Integrays Energy	A	2.40	0.20
2011-02-01	GAS	AGL Resources	D	-2.84	0.20	NI	Nisource	A	2.40	0.20
2011-02-01	JNJ	Johnson & Johnson	C	-1.84	0.90	VAR	Varian Medical Systems	A	2.41	0.90
2011-02-01	KMB	Kimberly-clark	C	-1.84	1.00	JCI	Johnson Controls	A	2.74	1.00
2011-02-01	MRK	Merck & Co	C	-1.85	0.10	HUM	Humana	A	2.36	0.10
2011-02-01	OLN	Olin	C	-1.85	0.50	CF	Cf Industries	A	2.37	0.50
2011-02-01	PEG	Public Service Enterprise	C	-1.84	0.30	CMS	Cms Energy	A	2.37	0.30
2011-02-01	PPL	Ppl	D	-2.85	0.40	TE	Teco Energy	A	2.36	0.40
2011-02-01	ALL	Allstate	C	-1.84	0.60	AFL	Aflac	A	2.85	0.60
2011-02-01	WY	Weyerhaeuser	D	-2.93	0.30	HST	Host Hotels & Resorts	A	2.93	0.30
2011-02-01	ACH	Aluminum Corporation Of China Adr	C	-1.83	0.30	MEE	Massey Energy Corp	A	2.38	0.30
2011-02-01	BSL	Bluescope Steel	D	-2.85	0.20	CMI	Cummins	A	3.00	0.20
2011-03-01	ABT	Abbott Laboratories	D	-2.85	0.80	ESRX	Express Scripts Holding	A	2.42	0.80
2011-03-01	DTE	Dte Energy	C	-1.84	0.20	TEG	Integrays Energy	A	2.41	0.20
2011-03-01	AEP	American Electric Power	C	-1.84	0.40	NI	Nisource	A	2.40	0.40
2011-03-01	AVP	Avon Products	D	-2.87	0.50	JCI	Johnson Controls	A	2.77	0.50

Date	Ticker	Name	R	SM	W (%)	Ticker	Name	R	SM	W (%)
2011-03-01	JNJ	Johnson & Johnson	C	-1.84	0.90	VAR	Varian Medical Systems	A	2.42	0.90
2011-03-01	MRK	Merck & Co	D	-2.86	0.10	HUM	Humana	A	2.39	0.10
2011-03-01	OLN	Olin	C	-1.85	0.50	CF	Cf Industries	A	2.37	0.50
2011-03-01	PCG	Pg&e	C	-1.84	0.40	CMS	Cms Energy	A	2.36	0.40
2011-03-01	PEG	Public Service Enterprise	C	-1.85	0.30	TE	Teco Energy	A	2.35	0.30
2011-03-01	PPL	Ppl	D	-2.85	0.40	PNW	Pinnacle West Capital	A	2.28	0.40
2011-04-01	AEP	American Electric Power	C	-1.84	0.30	TEG	Integrays Energy	A	2.42	0.30
2011-04-01	AVP	Avon Products	D	-2.87	0.50	JCI	Johnson Controls	A	2.81	0.50
2011-04-01	BAC	Bank Of America	C	-1.85	0.90	MI	Marshall & Ilsley	A	2.29	0.90
2011-04-01	JNJ	Johnson & Johnson	D	-2.84	0.90	ESRX	Express Scripts Holding	A	2.43	0.90
2011-04-01	MRK	Merck & Co	D	-2.85	0.10	HUM	Humana	A	2.43	0.10
2011-04-01	PCG	Pg&e	C	-1.85	0.30	NI	Nisource	A	2.41	0.30
2011-04-01	PPL	Ppl	D	-2.85	0.40	CMS	Cms Energy	A	2.37	0.40
2011-04-01	UN	Unilever	C	-1.84	1.50	RAI	Reynolds American	A	2.37	1.50
2011-05-02	AEP	American Electric Power	C	-1.84	0.40	TEG	Integrays Energy	A	2.44	0.40
2011-05-02	ELUXB	Electrolux	D	-2.87	0.20	WFM	Whole Foods Market	A	3.00	0.20
2011-05-02	BAC	Bank Of America	C	-1.86	0.80	MI	Marshall & Ilsley	A	2.29	0.80
2011-05-02	NOC	Northrop Grumman	C	-1.85	1.00	CMI	Cummins	A	3.00	1.00
2011-05-02	PCG	Pg&e	C	-1.84	0.30	NI	Nisource	A	2.41	0.30
2011-05-02	PEG	Public Service Enterprise	C	-1.84	0.30	CMS	Cms Energy	A	2.38	0.30
2011-05-02	WFC	Wells Fargo	C	-1.86	1.00	RF	Regions Financial	A	2.24	1.00
2011-05-02	EXC	Exelon	C	-1.84	0.50	TE	Teco Energy	A	2.37	0.50
2011-05-02	HPQ	Hp	D	-2.86	1.00	CRM	Salesforce.com	A	3.00	1.00
2011-06-01	ELUXB	Electrolux	D	-2.86	0.20	WFM	Whole Foods Market	A	3.00	0.20
2011-06-01	BAC	Bank Of America	C	-1.87	0.80	MI	Marshall & Ilsley	A	2.28	0.80
2011-06-01	EMR	Emerson Electric	C	-1.86	0.00	CMI	Cummins	A	2.94	0.00
2011-06-01	COL	Rockwell Collins	C	-1.85	0.40	GR	Goodrich	A	2.54	0.40
2011-06-01	MSFT	Microsoft	D	-2.86	0.40	CRM	Salesforce.com	A	3.00	0.40
2011-06-01	NOC	Northrop Grumman	C	-1.85	1.10	UNP	Union Pacific	A	2.50	1.10
2011-06-01	NWL	Newell Brands	C	-1.86	0.40	JCI	Johnson Controls	A	2.73	0.40
2011-06-01	PCG	Pg&e	C	-1.85	0.30	TEG	Integrays Energy	A	2.43	0.30
2011-06-01	STI	Suntrust Banks	C	-1.87	0.10	ZION	Zions Bancorp	A	2.21	0.10
2011-06-01	WFC	Wells Fargo	C	-1.87	0.90	BBT	Bb&t	A	2.20	0.90
2011-06-01	RIO	Rio Tinto	C	-1.85	1.30	WYNN	Wynn Resorts	A	3.00	1.30
2011-06-01	ACH	Aluminum Corporation Of China Adr	C	-1.86	0.30	MEE	Massey Energy Corp	A	2.39	0.30
2011-06-01	JPM	Jpmorgan Chase	C	-1.85	3.10	DFS	Discover Financial Services	A	2.80	3.10
2011-06-01	EXC	Exelon	C	-1.84	0.60	NI	Nisource	A	2.42	0.60
2011-06-01	VOD	Vodafone	C	-1.85	0.60	NFLX	Netflix	A	3.00	0.60
2011-06-01	HPQ	Hp	D	-2.88	1.00	NTAP	Netapp	A	2.85	1.00
2011-06-01	BSL	Bluescope Steel	D	-2.90	0.10	CMG	Chipotle Mexican Grill	A	3.00	0.10
2011-07-01	ELUXB	Electrolux	D	-2.87	0.20	WFM	Whole Foods Market	A	3.00	0.20
2011-07-01	BAC	Bank Of America	D	-2.88	0.80	MI	Marshall & Ilsley	A	2.29	0.80
2011-07-01	DE	Deere	C	-1.86	2.10	CMI	Cummins	A	3.00	2.10
2011-07-01	GD	General Dynamics	C	-1.84	1.20	GR	Goodrich	A	2.61	1.20
2011-07-01	GE	General Electric	C	-1.85	1.70	UNP	Union Pacific	A	2.53	1.70
2011-07-01	COL	Rockwell Collins	C	-1.84	0.40	BLL	Ball	A	2.46	0.40
2011-07-01	NWL	Newell Brands	C	-1.87	0.30	RAI	Reynolds American	A	2.39	0.30
2011-07-01	PCG	Pg&e	D	-2.85	0.30	TEG	Integrays Energy	A	2.44	0.30
2011-07-01	STI	Suntrust Banks	C	-1.86	0.10	ZION	Zions Bancorp	A	2.22	0.10
2011-07-01	WFC	Wells Fargo	C	-1.86	1.00	BBT	Bb&t	A	2.21	1.00
2011-07-01	BMO	Bank Of Montreal	C	-1.84	0.40	WYNN	Wynn Resorts	A	3.00	0.40
2011-07-01	RIO	Rio Tinto	C	-1.84	1.30	NFLX	Netflix	A	3.00	1.30
2011-07-01	CNX	Consol Energy	C	-1.85	0.50	CLF	Cliffs Natural Resources	A	2.35	0.50
2011-07-01	ACH	Aluminum Corporation Of China Adr	C	-1.85	0.30	FCX	Freeport-mcmoran	A	2.27	0.30

Date	Ticker	Name	R	SM	W (%)	Ticker	Name	R	SM	W (%)
2011-07-01	JPM	Jpmorgan Chase	C	-1.86	3.00	DFS	Discover Financial Services	A	2.90	3.00
2011-07-01	DO	Diamond Offshore Drilling	C	-1.85	0.70	FTI	Fmc Technologies	A	2.73	0.70
2011-07-01	BTU	Peabody Energy Corp	C	-1.86	0.60	ATI	Allegheny Technologies	A	2.26	0.60
2011-07-01	VOD	Vodafone	C	-1.85	0.60	CMG	Chipotle Mexican Grill	A	3.00	0.60
2011-07-01	HPQ	Hp	D	-2.87	1.00	CRM	Salesforce.com	A	3.00	1.00
2011-07-01	BSL	Bluescope Steel	D	-2.91	0.10	AMZN	Amazon.com	A	3.00	0.10
2011-08-01	ROK	Rockwell Automation	C	-1.88	0.50	GR	Goodrich	A	2.59	0.50
2011-08-01	ELUXB	Electrolux	D	-2.90	0.20	WYNN	Wynn Resorts	A	3.00	0.20
2011-08-01	AVP	Avon Products	D	-2.86	0.50	RAI	Reynolds American	A	2.36	0.50
2011-08-01	TD	The Toronto-dominion Bank	C	-1.85	0.80	NFLX	Netflix	A	3.00	0.80
2011-08-01	BAC	Bank Of America	D	-2.89	0.70	BBT	Bb&t	A	2.20	0.70
2011-08-01	WIN	Windstream Holdings	C	-1.86	0.50	S	Sprint Nextel	A	2.17	0.50
2011-08-01	DD	E.i. Du Pont De Nemours	C	-1.85	2.20	CF	Cf Industries	A	2.42	2.20
2011-08-01	DE	Deere	C	-1.87	2.00	UNP	Union Pacific	A	2.50	2.00
2011-08-01	DOW	Dow Chemical	C	-1.86	0.50	EMN	Eastman Chemical	A	2.31	0.50
2011-08-01	EMR	Emerson Electric	C	-1.86	0.00	BLL	Ball	A	2.45	0.00
2011-08-01	TRV	Travelers Companies	C	-1.86	2.20	CB	Chubb	A	2.24	2.20
2011-08-01	GD	General Dynamics	C	-1.86	1.10	ACN	Accenture Cl A	A	2.37	1.10
2011-08-01	GE	General Electric	C	-1.86	1.70	FAST	Fastenal	A	2.34	1.70
2011-08-01	COL	Rockwell Collins	C	-1.87	0.30	PCP	Precision Castparts	A	2.26	0.30
2011-08-01	LNC	Lincoln National	C	-1.85	0.60	AOC	Aon plc	A	2.22	0.60
2011-08-01	MRK	Merck & Co	C	-1.85	0.10	EW	Edwards Lifesciences	A	2.52	0.10
2011-08-01	NWL	Newell Brands	D	-2.87	0.30	EL	Estee Lauder Companies	A	2.31	0.30
2011-08-01	OLN	Olin	C	-1.87	0.50	ECL	Ecolab	A	2.28	0.50
2011-08-01	OXY	Occidental Petroleum	C	-1.86	1.30	FTI	Fmc Technologies	A	2.74	1.30
2011-08-01	PCG	Pg&e	D	-2.86	0.30	NI	Nisource	A	2.43	0.30
2011-08-01	PG	Procter & Gamble	C	-1.85	1.60	VFC	Vf	A	2.28	1.60
2011-08-01	T	At&t	C	-1.85	2.20	WFM	Whole Foods Market	A	3.00	2.20
2011-08-01	STI	Suntrust Banks	C	-1.88	0.10	USB	Us Bancorp	A	2.18	0.10
2011-08-01	WFC	Wells Fargo	C	-1.86	1.00	PNC	Pnc Financial Services	A	2.17	1.00
2011-08-01	WMT	Wal-mart Stores	C	-1.85	1.20	AMZN	Amazon.com	A	3.00	1.20
2011-08-01	BMO	Bank Of Montreal	C	-1.84	0.40	CMG	Chipotle Mexican Grill	A	3.00	0.40
2011-08-01	CCO	Cameco	D	-2.90	0.50	AAPL	Apple	A	2.85	0.50
2011-08-01	RIO	Rio Tinto	C	-1.85	1.30	TDC	Teradata	A	2.81	1.30
2011-08-01	SRE	Sempra Energy	C	-1.85	0.20	TE	Teco Energy	A	2.36	0.20
2011-08-01	ACH	Aluminum Corporation Of China Adr	D	-2.86	0.30	CLF	Cliffs Natural Resources	A	2.33	0.30
2011-08-01	JPM	Jpmorgan Chase	C	-1.86	3.10	DFS	Discover Financial Services	A	2.87	3.10
2011-08-01	DO	Diamond Offshore Drilling	C	-1.86	0.70	EP	El Paso Corporation	A	2.53	0.70
2011-08-01	BTU	Peabody Energy Corp	C	-1.87	0.60	FCX	Freeport-mcmoran	A	2.27	0.60
2011-08-01	VOD	Vodafone	C	-1.84	0.60	NTAP	Netapp	A	2.74	0.60
2011-08-01	HPQ	Hp	D	-2.88	1.00	CRM	Salesforce.com	A	3.00	1.00
2011-08-01	BSL	Bluescope Steel	D	-2.92	0.10	EQR	Equity Residential	A	2.61	0.10
2011-09-01	THI	Restaurant Brands International	C	-1.84	0.20	AVB	Avalonbay Communities	A	2.56	0.20
2011-09-01	ABT	Abbott Laboratories	C	-1.84	0.90	EW	Edwards Lifesciences	A	2.55	0.90
2011-09-01	DTE	Dte Energy	C	-1.84	0.20	NI	Nisource	A	2.45	0.20
2011-09-01	FE	Firstenergy	C	-1.84	0.40	CNP	Centerpoint Energy	A	2.34	0.40
2011-09-01	AEP	American Electric Power	C	-1.84	0.40	OKE	Oneok	A	2.28	0.40

Date	Ticker	Name	R	SM	W (%)	Ticker	Name	R	SM	W (%)
2011-09-01	ROK	Rockwell Automation	C	-1.89	0.40	GR	Goodrich	A	2.55	0.40
2011-09-01	ELUXB	Electrolux	D	-2.91	0.20	TWC	Time Warner Cable Inc.	A	2.49	0.20
2011-09-01	AVP	Avon Products	D	-2.88	0.40	RL	Ralph Lauren	A	2.31	0.40
2011-09-01	TD	Toronto-dominion Bank	C	-1.85	0.90	MJN	Mead Johnson Nutrition	A	2.45	0.90
2011-09-01	BAC	Bank Of America	D	-2.91	0.60	BBT	Bb&t	A	2.17	0.60
2011-09-01	BK	Bank Of New York Mellon	D	-2.89	0.00	DFS	Discover Financial Services	A	2.85	0.00
2011-09-01	CAT	Caterpillar	C	-1.87	1.90	UNP	Union Pacific	A	2.45	1.90
2011-09-01	CB	Chubb Corp	C	-1.84	1.30	AOC	Aon plc	A	2.22	1.30
2011-09-01	WIN	Windstream Holdings	C	-1.85	0.60	WYNN	Wynn Resorts	A	3.00	0.60
2011-09-01	DD	E.i. Du Pont De Nemours	C	-1.86	2.10	CF	Cf Industries	A	2.49	2.10
2011-09-01	DE	Deere	C	-1.87	2.20	BLL	Ball	A	2.42	2.20
2011-09-01	DOW	Dow Chemical	C	-1.89	0.40	ECL	Ecolab	A	2.29	0.40
2011-09-01	DUK	Duke Energy	C	-1.84	0.70	CEG	Constellation Energy	A	2.23	0.70
2011-09-01	EMR	Emerson Electric	D	-2.87	0.00	FAST	Fastenal	A	2.34	0.00
2011-09-01	TRV	Travelers Companies	C	-1.87	2.10	PRU	Prudential Financial	A	2.16	2.10
2011-09-01	NEE	Nextera Energy	C	-1.84	0.80	GAS	Nicor	A	2.23	0.80
2011-09-01	GD	General Dynamics	C	-1.87	1.10	ACN	Accenture Cl A	A	2.33	1.10
2011-09-01	GE	General Electric	C	-1.87	1.60	PCP	Precision Castparts	A	2.26	1.60
2011-09-01	IP	International Paper	C	-1.87	0.30	CLF	Cliffs Natural Resources	A	2.31	0.30
2011-09-01	MBT	Manitoba Telecom Sv	C	-1.84	0.20	AZO	Autozone	A	2.45	0.20
2011-09-01	COL	Rockwell Collins	D	-2.88	0.30	GWW	Ww Grainger	A	2.26	0.30
2011-09-01	LNC	Lincoln National	C	-1.89	0.40	CMG	Chipotle Mexican Grill	A	3.00	0.40
2011-09-01	LB	L Brands	C	-1.85	0.40	AMZN	Amazon.com	A	3.00	0.40
2011-09-01	MO	Altria	C	-1.84	0.60	EL	Estee Lauder Companies	A	2.29	0.60
2011-09-01	MRK	Merck & Co	C	-1.85	0.10	HUM	Humana	A	2.47	0.10
2011-09-01	MUR	Murphy Oil	D	-2.88	0.30	FTI	Fmc Technologies	A	2.71	0.30
2011-09-01	ES	Eversource Energy	C	-1.84	0.30	NRG	Nrg Energy	A	2.21	0.30
2011-09-01	NWL	Newell Brands	D	-2.89	0.30	VFC	Vf	A	2.27	0.30
2011-09-01	OLN	Olin	C	-1.88	0.50	SIAL	Sigma Aldrich	A	2.23	0.50
2011-09-01	OXY	Occidental Petroleum	C	-1.88	1.20	COG	Cabot Oil & Gas	A	2.46	1.20
2011-09-01	COP	Conocophillips	C	-1.86	1.40	BHI	Baker Hughes	A	2.38	1.40
2011-09-01	PCG	Pg&e	D	-2.86	0.30	AEE	Ameren	A	2.19	0.30
2011-09-01	PFE	Pfizer	C	-1.85	1.00	BIIB	Biogen	A	2.34	1.00
2011-09-01	PG	Procter & Gamble	C	-1.84	1.80	LO	Lorillard	A	2.25	1.80
2011-09-01	RTN	Raytheon	D	-2.86	1.50	PLL	Pall Corp	A	2.26	1.50
2011-09-01	SCCO	Southern Copper	D	-2.89	0.70	FCX	Freeport-mcmoran	A	2.23	0.70
2011-09-01	T	At&t	C	-1.85	2.20	TDC	Teradata	A	2.74	2.20
2011-09-01	STI	Suntrust Banks	D	-2.90	0.10	USB	Us Bancorp	A	2.16	0.10
2011-09-01	ALL	Allstate	D	-2.87	0.50	EQR	Equity Residential	A	2.60	0.50
2011-09-01	WFC	Wells Fargo	C	-1.88	0.90	PBCT	People's United Financial	A	2.15	0.90
2011-09-01	WMT	Wal-mart Stores	D	-2.85	1.20	WFM	Whole Foods Market	A	3.00	1.20
2011-09-01	BMO	Bank Of Montreal	C	-1.84	0.40	CVC	Cablevision Systems Corp	A	2.43	0.40
2011-09-01	CCO	Cameco	D	-2.91	0.50	PSA	Public Storage	A	2.42	0.50
2011-09-01	RIO	Rio Tinto	C	-1.86	1.30	YUM	Yum Brands	A	2.40	1.30
2011-09-01		National Bank Of Canada	C	-1.85	1.50	AN	Autonation	A	2.37	1.50
2011-09-01	INTC	Intel	C	-1.86	0.30	CRM	Salesforce.com	A	2.96	0.30
2011-09-01	MWV	MeadWestvaco	C	-1.87	0.60	ROP	Roper Technologies	A	2.23	0.60
2011-09-01	ACH	Aluminum Corporation Of China Adr	D	-2.88	0.20	ATI	Allegheny Technologies	A	2.20	0.20
2011-09-01	JPM	Jpmorgan Chase	C	-1.87	2.90	MA	Mastercard	A	2.29	2.90
2011-09-01	SE	Spectra Energy	C	-1.85	0.40	RRC	Range Resources	A	2.33	0.40
2011-09-01	DO	Diamond Offshore Drilling	C	-1.87	0.70	EQT	Eqt	A	2.31	0.70
2011-09-01	BTU	Peabody Energy Corp	C	-1.89	0.50	NEM	Newmont Mining	A	2.19	0.50

Date	Ticker	Name	R	SM	W (%)	Ticker	Name	R	SM	W (%)
2011-09-01	C	Citigroup	D	-2.90	0.20	PNC	Pnc Financial Services	A	2.15	0.20
2011-09-01	VOD	Vodafone	C	-1.85	0.60	GPC	Genuine Parts	A	2.37	0.60
2011-09-01	HPQ	Hp	D	-2.91	0.70	AAPL	Apple	A	2.81	0.70
2011-09-01	BSL	Bluescope Steel	D	-2.94	0.10	HRL	Hormel Foods	A	2.36	0.10
2011-09-01	AWK	American Water Works	C	-1.84	0.70	SCG	Scana	B	1.19	0.70
2011-10-03	ABT	Abbott Laboratories	C	-1.85	1.00	EW	Edwards Lifesciences	A	2.51	1.00
2011-10-03	DTE	Dte Energy	C	-1.84	0.20	NI	Nisource	A	2.44	0.20
2011-10-03	ROK	Rockwell Automation	D	-2.91	0.40	GR	Goodrich	A	2.75	0.40
2011-10-03	ELUXB	Electrolux	D	-2.91	0.20	ISRG	Intuitive Surgical	A	2.23	0.20
2011-10-03	APD	Air Products & Chemicals	D	-2.87	0.60	CF	Cf Industries	A	2.33	0.60
2011-10-03	GAS	AGL Resources	C	-1.85	0.30	CNP	Centerpoint Energy	A	2.33	0.30
2011-10-03	AVP	Avon Products	D	-2.90	0.40	RL	Ralph Lauren	A	2.29	0.40
2011-10-03	AXP	American Express	C	-1.86	0.10	MA	Mastercard	A	2.27	0.10
2011-10-03	TD	Toronto-dominion Bank	C	-1.86	0.90	EBAY	Ebay	A	2.23	0.90
2011-10-03	TECK.B	Teck Resources	D	-2.93	0.20	AGN	Allergan	A	2.23	0.20
2011-10-03	BAC	Bank Of America	D	-2.94	0.50	WFM	Whole Foods Market	A	3.00	0.50
2011-10-03	BK	Bank Of New York Mellon	D	-2.91	0.00	V	Visa	A	2.21	0.00
2011-10-03	CAT	Caterpillar	C	-1.90	1.70	UNP	Union Pacific	A	2.40	1.70
2011-10-03	CB	Chubb Corp	C	-1.85	1.30	AOC	Aon plc	A	2.19	1.30
2011-10-03	WIN	Windstream Holdings	D	-2.85	0.60	CMG	Chipotle Mexican Grill	A	3.00	0.60
2011-10-03	CLX	Clorox	C	-1.86	1.40	VFC	Vf	A	2.28	1.40
2011-10-03	DD	E.i. Du Pont De Nemours	C	-1.89	1.90	SIAL	Sigma Aldrich	A	2.22	1.90
2011-10-03	DE	Deere	D	-2.90	1.80	BLL	Ball	A	2.36	1.80
2011-10-03	DOW	Dow Chemical	D	-2.91	0.40	FMC	Fmc	A	2.20	0.40
2011-10-03	EMR	Emerson Electric	D	-2.88	0.00	ACN	Accenture Cl A	A	2.32	0.00
2011-10-03	TRV	Travelers Companies	D	-2.88	2.20	TDC	Teradata	A	2.74	2.20
2011-10-03	NEE	Nextera Energy	C	-1.85	0.90	GAS	Nicor	A	2.22	0.90
2011-10-03	GD	General Dynamics	D	-2.88	1.10	GWW	Ww Grainger	A	2.25	1.10
2011-10-03	GE	General Electric	C	-1.89	1.60	PCP	Precision Castparts	A	2.24	1.60
2011-10-03	IP	International Paper	C	-1.89	0.30	NEM	Newmont Mining	A	2.19	0.30
2011-10-03	JNJ	Johnson & Johnson	C	-1.85	1.10	BIIB	Biogen	A	2.32	1.10
2011-10-03	MBT	Manitoba Telecom Sv	C	-1.85	0.20	TJX	Tjx Companies	A	2.23	0.20
2011-10-03	COL	Rockwell Collins	D	-2.87	0.40	PLL	Pall Corp	A	2.21	0.40
2011-10-03	LNC	Lincoln National	D	-2.92	0.40	TWC	Time Warner Cable Inc.	A	2.47	0.40
2011-10-03	MMC	Marsh & McLennan Cos	C	-1.86	0.10	AZO	Autozone	A	2.45	0.10
2011-10-03		Minnesota Mng.& Mfg	D	-2.88	1.00	ROP	Roper Technologies	A	2.20	1.00
2011-10-03	MO	Altria	C	-1.84	0.60	LO	Lorillard	A	2.25	0.60
2011-10-03	MRK	Merck & Co	D	-2.86	0.10	CEPH	Cephalon	A	2.25	0.10
2011-10-03	MUR	Murphy Oil	D	-2.91	0.30	FTI	Fmc Technologies	A	2.59	0.30
2011-10-03	NOC	Northrop Grumman	D	-2.88	1.00	CSX	Csx	A	2.19	1.00
2011-10-03	ES	Eversource Energy	C	-1.85	0.30	CEG	Constellation Energy	A	2.22	0.30
2011-10-03	NWL	Newell Brands	D	-2.91	0.30	CL	Colgate-palmolive	A	2.19	0.30
2011-10-03	OLN	Olin	D	-2.89	0.50	PPG	Ppg Industries	A	2.18	0.50
2011-10-03	OXY	Occidental Petroleum	C	-1.90	1.10	BHI	Baker Hughes	A	2.28	1.10
2011-10-03	COP	Conocophillips	C	-1.87	1.40	RRC	Range Resources	A	2.28	1.40
2011-10-03	PFE	Pfizer	C	-1.87	1.00	DVA	Davita	A	2.24	1.00
2011-10-03	PG	Procter & Gamble	C	-1.84	1.90	SNA	Snap-on	A	2.18	1.90
2011-10-03	BXP	Boston Properties	C	-1.87	0.40	PSA	Public Storage	A	2.37	0.40
2011-10-03	DGE	Diageo	C	-1.84	1.80	CAH	Cardinal Health	A	2.22	1.80
2011-10-03	RTN	Raytheon	D	-2.87	1.60	NSC	Norfolk Southern	A	2.19	1.60

Date	Ticker	Name	R	SM	W (%)	Ticker	Name	R	SM	W (%)
2011-10-03	SCCO	Southern Copper	D	-2.92	0.60	CLF	Cliffs Natural Resources	A	2.18	0.60
2011-10-03	T	At&t	C	-1.85	2.40	HRL	Hormel Foods	A	2.35	2.40
2011-10-03	STI	Suntrust Banks	D	-2.91	0.10	CERN	Cerner	A	2.30	0.10
2011-10-03	ALL	Allstate	D	-2.89	0.50	AN	Autonation	A	2.29	0.50
2011-10-03	WFC	Wells Fargo	D	-2.89	0.90	JWN	Nordstrom	A	2.26	0.90
2011-10-03	WMT	Wal-mart Stores	D	-2.85	1.30	AMZN	Amazon.com	A	3.00	1.30
2011-10-03	BMO	Bank Of Montreal	D	-2.85	0.40	NVDA	Nvidia	A	2.22	0.40
2011-10-03	BNS	Bank Of Nova Scotia	D	-2.86	1.70	BAX	Baxter International	A	2.22	1.70
2011-10-03	CCO	Cameco	D	-2.93	0.40	ABC	Amerisourcebergen	A	2.22	0.40
2011-10-03	RIO	Rio Tinto	D	-2.89	1.10	HSY	The Hershey	A	2.21	1.10
2011-10-03		National Bank Of Canada	C	-1.86	1.50	CI	Cigna	A	2.21	1.50
2011-10-03	INTC	Intel	C	-1.86	0.40	CRM	Salesforce.com	A	2.85	0.40
2011-10-03	AWC	Alumina	D	-2.91	0.00	HRB	H.& R.block	A	2.21	0.00
2011-10-03	SRE	Sempra Energy	D	-2.84	0.30	PGN	Progress Energy	A	2.20	0.30
2011-10-03	MWV	MeadWestvaco	C	-1.89	0.60	DOV	Dover	A	2.18	0.60
2011-10-03	TOT	Total Adr Aluminum	D	-2.89	1.80	EQT	Eqt	A	2.26	1.80
2011-10-03	ACH	Corporation Of China Adr	D	-2.93	0.20	SBUX	Starbucks	A	2.26	0.20
2011-10-03	BHP	Bhp Billiton	D	-2.89	2.20	EXPE	Expedia	A	2.21	2.20
2011-10-03	JPM	Jpmorgan Chase	D	-2.90	2.50	HOG	Harley-davidson	A	2.26	2.50
2011-10-03	SE	Spectra Energy	C	-1.86	0.50	NOV	National Oilwell Varco	A	2.23	0.50
2011-10-03	DO	Diamond Offshore Drilling	D	-2.89	0.60	APC	Anadarko Petroleum	A	2.22	0.60
2011-10-03	BTU	Peabody Energy Corp	D	-2.93	0.40	BBBY	Bed Bath & Beyond	A	2.26	0.40
2011-10-03	C	Citigroup	D	-2.92	0.20	QCOM	Qualcomm	A	2.25	0.20
2011-10-03	HPQ	Hp	D	-2.92	0.70	AAPL	Apple	A	2.80	0.70
2011-10-03	BSL	Bluescope Steel	D	-2.95	0.10					
2011-10-03	MDLZ	Mondelez International	C	-1.85	1.00	MJN	Mead Johnson Nutrition	A	2.43	1.00
2011-11-01	ROK	Rockwell Automation	D	-2.89	0.50	GR	Goodrich	A	2.77	0.50
2011-11-01	ELUXB	Electrolux	D	-2.90	0.20	AN	Autonation	A	2.35	0.20
2011-11-01	AVP	Avon Products	D	-2.90	0.30	RL	Ralph Lauren	A	2.36	0.30
2011-11-01	AXP	American Express	C	-1.85	0.10	MA	Mastercard	A	2.29	0.10
2011-11-01	TD	The Toronto-dominion Bank	C	-1.86	0.90	NOV	National Oilwell Varco	A	2.31	0.90
2011-11-01	TECK.B	Teck Resources	D	-2.90	0.20	SBUX	Starbucks	A	2.30	0.20
2011-11-01	BAC	Bank Of America	D	-2.93	0.50	PBCT	People's United Financial	B	1.18	0.50
2011-11-01	BEN	Franklin Resources	D	-2.88	0.00	V	Visa	A	2.23	0.00
2011-11-01	BK	Bank Of New York Mellon	D	-2.90	0.00	STT	State Street	B	1.21	0.00
2011-11-01	CAT	Caterpillar	D	-2.87	2.00	BLL	Ball	A	2.40	2.00
2011-11-01	WIN	Windstream Holdings	D	-2.85	0.50	AMZN	Amazon.com	A	3.00	0.50
2011-11-01	CLX	Clorox	C	-1.85	1.30	VFC	Vf	A	2.32	1.30
2011-11-01	DD	E.i. Du Pont De Nemours	D	-2.86	2.10	CF	Cf Industries	A	2.43	2.10
2011-11-01	DE	Deere	D	-2.88	2.00	ACN	Accenture Cl A	A	2.36	2.00
2011-11-01	DOW	Dow Chemical	D	-2.89	0.40	PPG	Ppg Industries	B	1.19	0.40
2011-11-01	EMR	Emerson Electric	D	-2.86	0.00	GWW	Ww Grainger	A	2.29	0.00
2011-11-01	NEE	Nextera Energy	C	-1.84	0.80	NI	Nisource	A	2.45	0.80
2011-11-01	GD	General Dynamics	D	-2.87	1.10	PCP	Precision Castparts	A	2.26	1.10
2011-11-01	GE	General Electric	D	-2.88	1.60	ROP	Roper Technologies	A	2.24	1.60
2011-11-01	JNJ	Johnson & Johnson	C	-1.84	1.00	BIIB	Biogen	A	2.41	1.00
2011-11-01	COL	Rockwell Collins	D	-2.87	0.40	NSC	Norfolk Southern	A	2.23	0.40
2011-11-01	LNC	Lincoln National	D	-2.90	0.40	AOC	Aon plc	A	2.21	0.40
2011-11-01		Minnesota Mng.& Mfg	D	-2.87	1.00	TSS	Total System Services	A	2.20	1.00
2011-11-01	MUR	Murphy Oil	D	-2.88	0.30	RRC	Range Resources	A	2.35	0.30
2011-11-01	NOC	Northrop Grumman	D	-2.87	1.00	FAST	Fastenal	A	2.19	1.00
2011-11-01	ES	Eversource Energy	C	-1.85	0.30	CNP	Centerpoint Energy	A	2.35	0.30

Date	Ticker	Name	R	SM	W (%)	Ticker	Name	R	SM	W (%)
2011-11-01	NWL	Newell Brands	D	-2.88	0.40	LO	Lorillard	A	2.24	0.40
2011-11-01	OLN	Olin	D	-2.86	0.50	ARG	Airgas Inc	B	1.18	0.50
2011-11-01	COP	Conocophillips	C	-1.86	1.40	BHI	Baker Hughes	A	2.34	1.40
2011-11-01	PFE	Pfizer	C	-1.85	1.00	ISRG	Intuitive Surgical	A	2.29	1.00
2011-11-01	BXP	Boston Properties	C	-1.86	0.50	PSA	Public Storage	A	2.44	0.50
2011-11-01	RTN	Raytheon	D	-2.86	1.50	LMT	Lockheed Martin	A	2.18	1.50
2011-11-01	SCCO	Southern Copper	D	-2.90	0.60	NEM	Newmont Mining	A	2.20	0.60
2011-11-01	T	At&t	D	-2.84	2.30	WFM	Whole Foods Market	A	3.00	2.30
2011-11-01	SLB	Schlumberger	D	-2.88	0.80	EQT	Eqst	A	2.31	0.80
2011-11-01	STI	Suntrust Banks	D	-2.90	0.10	USB	Us Bancorp	B	1.18	0.10
2011-11-01	ALL	Allstate	D	-2.87	0.50	CB	Chubb	A	2.20	0.50
2011-11-01	UTX	United Technologies	D	-2.86	1.80	PH	Parker-hannifin	B	1.22	1.80
2011-11-01	VNO	Vornado Realty Trust	D	-2.87	0.30	HCP	Hcp	A	2.19	0.30
2011-11-01	WFC	Wells Fargo	D	-2.88	0.90	CMG	Chipotle Mexican Grill	A	3.00	0.90
2011-11-01	WY	Weyerhaeuser	D	-2.89	0.20	VTR	Ventas	B	1.19	0.20
2011-11-01	BMO	Bank Of Montreal	D	-2.84	0.40	HOG	Harley-davidson	A	2.29	0.40
2011-11-01	BNS	Bank Of Nova Scotia	D	-2.86	1.50	JWN	Nordstrom	A	2.29	1.50
2011-11-01	CCO	Cameco	D	-2.92	0.50	BBBY	Bed Bath & Beyond	A	2.29	0.50
2011-11-01	RIO	Rio Tinto	D	-2.87	1.20	CERN	Cerner	A	2.28	1.20
2011-11-01		National Bank Of Canada	C	-1.86	1.40	NVDA	Nvidia	A	2.26	1.40
2011-11-01	AWC	Alumina	D	-2.91	0.00	QCOM	Qualcomm	A	2.26	0.00
2011-11-01	MWV	MeadWestvaco	C	-1.87	0.60	TEL	Te Connectivity	B	1.21	0.60
2011-11-01	CNX	Consol Energy	D	-2.87	0.50	TIE	Titanium Metals	B	1.20	0.50
2011-11-01	ACH	Aluminum Corporation Of China Adr	D	-2.91	0.20	TDC	Teradata	A	2.83	0.20
2011-11-01	KIM	Kimco Realty	D	-2.85	0.00	TWC	Time Warner Cable Inc.	A	2.48	0.00
2011-11-01	BHP	Bhp Billiton	D	-2.88	2.20	TJX	Tjx Companies	A	2.25	2.20
2011-11-01	JPM	Jpmorgan Chase	D	-2.89	2.60	EFX	Equifax	B	1.19	2.60
2011-11-01	BTU	Peabody Energy Corp	D	-2.91	0.40	AZO	Autozone	A	2.47	0.40
2011-11-01	C	Citigroup	D	-2.91	0.20	HRL	Hormel Foods	A	2.38	0.20
2011-11-01	PM	Philip Morris International	C	-1.84	2.20	RAI	Reynolds American	A	2.19	2.20
2011-11-01	EXC	Exelon	C	-1.84	0.60	CEG	Constellation Energy	A	2.23	0.60
2011-11-01	HPQ	Hp	D	-2.91	0.70	AAPL	Apple	A	2.85	0.70
2011-11-01	BSL	Bluescope Steel	D	-2.94	0.10	ABC	Amerisourcebergen	A	2.24	0.10
2011-11-01	MDLZ	Mondelez International	C	-1.84	1.00	MJN	Mead Johnson Nutrition	A	2.45	1.00
2011-12-01	ELUXB	Electrolux	D	-2.90	0.20	NI	Nisource	A	2.48	0.20
2011-12-01	APD	Air Products & Chemicals	D	-2.85	0.60	ARG	Airgas Inc	A	2.20	0.60
2011-12-01	AVP	Avon Products	D	-2.91	0.30	RL	Ralph Lauren	A	2.33	0.30
2011-12-01	AXP	American Express The	C	-1.85	0.10	MA	Mastercard	A	2.33	0.10
2011-12-01	TD	Toronto-dominion Bank	D	-2.86	0.80	AZO	Autozone	A	2.48	0.80
2011-12-01	TECK.B	Teck Resources	D	-2.90	0.20	HRL	Hormel Foods	A	2.40	0.20
2011-12-01	BAC	Bank Of America	D	-2.94	0.40	USB	Us Bancorp	A	2.19	0.40
2011-12-01	BEN	Franklin Resources	D	-2.88	0.00	V	Visa	A	2.25	0.00
2011-12-01	BK	Bank Of New York Mellon	D	-2.90	0.00	MCO	Moody's	A	2.22	0.00
2011-12-01	WIN	Windstream Holdings	D	-2.85	0.50	CTL	Centurylink	B	1.19	0.50
2011-12-01	CLX	Clorox	C	-1.85	1.30	VFC	Vf	A	2.33	1.30
2011-12-01	DD	E.i. Du Pont De Nemours	D	-2.86	2.10	ECL	Ecolab	A	2.19	2.10
2011-12-01	DE	Deere	D	-2.87	2.10	GR	Goodrich	A	2.77	2.10
2011-12-01	DOW	Dow Chemical	D	-2.89	0.40	PPG	Ppg Industries	B	1.20	0.40
2011-12-01	GE	General Electric	D	-2.88	1.50	ACN	Accenture Cl A	A	2.36	1.50
2011-12-01	HAL	Halliburton	D	-2.89	0.90	RRC	Range Resources	A	2.36	0.90
2011-12-01	JNJ	Johnson & Johnson	C	-1.84	1.00	BIIB	Biogen	A	2.42	1.00
2011-12-01	KO	Coca-cola	C	-1.84	1.50	MJN	Mead Johnson Nutrition	A	2.48	1.50

Date	Ticker	Name	R	SM	W (%)	Ticker	Name	R	SM	W (%)
2011-12-01	MBT	Manitoba Telecom Sv	C	-1.84	0.20	CNP	Centerpoint Energy	A	2.34	0.20
2011-12-01	COL	Rockwell Collins	D	-2.86	0.40	GWW	Ww Grainger	A	2.32	0.40
2011-12-01	LNC	Lincoln National	D	-2.89	0.40	AOC	Aon plc	A	2.21	0.40
2011-12-01		Minnesota Mng.& Mfg	D	-2.86	1.00	PCP	Precision Castparts	A	2.27	1.00
2011-12-01	MUR	Murphy Oil	D	-2.88	0.30	EQT	Eqst	A	2.31	0.30
2011-12-01	NOC	Northrop Grumman	D	-2.86	1.00	ROP	Roper Technologies	A	2.26	1.00
2011-12-01	OLN	Olin	D	-2.85	0.50	FMC	Fmc	B	1.19	0.50
2011-12-01	COP	Conocophillips	C	-1.85	1.50	HP	Helmerich & Payne	A	2.25	1.50
2011-12-01	BXP	Boston Properties	C	-1.86	0.40	PSA	Public Storage	A	2.45	0.40
2011-12-01	SCCO	Southern Copper	D	-2.90	0.70	NEM	Newmont Mining	A	2.21	0.70
2011-12-01	SLB	Schlumberger	D	-2.87	0.80	EP	El Paso Corporation	A	2.25	0.80
2011-12-01	STI	Suntrust Banks	D	-2.91	0.10	FITB	Fifth Third Bancorp	B	1.22	0.10
2011-12-01	UTX	United Technologies	D	-2.86	1.80	JBL	Jabil Circuit	A	2.24	1.80
2011-12-01	VNO	Vornado Realty Trust	D	-2.87	0.30	HCP	Hcp	A	2.19	0.30
2011-12-01	WFC	Wells Fargo	D	-2.87	0.90	PBCT	People's United Financial	B	1.19	0.90
2011-12-01	WY	Weyerhaeuser	D	-2.89	0.20	VTR	Ventas	B	1.18	0.20
2011-12-01	BMO	Bank Of Montreal	D	-2.84	0.40	SBUX	Starbucks	A	2.32	0.40
2011-12-01	BNS	Bank Of Nova Scotia	D	-2.86	1.50	ISRG	Intuitive Surgical	A	2.29	1.50
2011-12-01	CCO	Cameco	D	-2.93	0.40	HOG	Harley-davidson	A	2.29	0.40
2011-12-01	RIO	Rio Tinto	D	-2.88	1.10	QCOM	Qualcomm	A	2.29	1.10
2011-12-01		National Bank Of Canada	D	-2.86	1.30	CERN	Cerner	A	2.28	1.30
2011-12-01	AWC	Alumina	D	-2.91	0.00	BBBY	Bed Bath & Beyond	A	2.28	0.00
2011-12-01	CNX	Consol Energy	D	-2.87	0.50	NUE	Nucor	B	1.21	0.50
2011-12-01	ACH	Corporation Of Aluminum	D	-2.92	0.20	WFM	Whole Foods Market	A	3.00	0.20
2011-12-01	KIM	Kimco Realty	D	-2.85	0.00	CMG	Chipotle Mexican Grill	A	3.00	0.00
2011-12-01	BHP	Bhp Billiton	D	-2.88	2.10	JWN	Nordstrom	A	2.27	2.10
2011-12-01	JPM	Jpmorgan Chase	D	-2.89	2.40	NDAQ	Nasdaq	A	2.21	2.40
2011-12-01	DO	Diamond Offshore Drilling	D	-2.85	0.60	COG	Cabot Oil & Gas	A	2.23	0.60
2011-12-01	BTU	Peabody Energy Corp	D	-2.91	0.40	AMZN	Amazon.com	A	2.94	0.40
2011-12-01	C	Citigroup	D	-2.91	0.20	TDC	Teradata	A	2.79	0.20
2011-12-01	HPQ	Hp	D	-2.90	0.80	AAPL	Apple	A	2.83	0.80
2011-12-01	BSL	Bluescope Steel	D	-2.97	0.00					
2012-01-02	FE	Firstenergy	C	-1.84	0.40	NI	Nisource	A	2.50	0.40
2012-01-02	ELUXB	Electrolux	D	-2.90	0.20	WFM	Whole Foods Market	A	3.00	0.20
2012-01-02	AVP	Avon Products	D	-2.90	0.30	RL	Ralph Lauren	A	2.32	0.30
2012-01-02	TD	Toronto-dominion Bank	D	-2.85	0.90	CMG	Chipotle Mexican Grill	A	3.00	0.90
2012-01-02	TECK.B	Teck Resources	D	-2.91	0.20	DLTR	Dollar Tree	A	2.98	0.20
2012-01-02	BAC	Bank Of America	D	-2.94	0.40	USB	Us Bancorp	A	2.20	0.40
2012-01-02	BEN	Franklin Resources	D	-2.88	0.00	MA	Mastercard	A	2.32	0.00
2012-01-02	BK	Bank Of New York Mellon	D	-2.90	0.00	V	Visa	A	2.26	0.00
2012-01-02	WIN	Windstream Holdings	D	-2.85	0.50	CTL	Centurylink	B	1.19	0.50
2012-01-02	CLX	Clorox	C	-1.85	1.30	VFC	Vf	A	2.30	1.30
2012-01-02	DE	Deere	D	-2.87	2.00	GR	Goodrich	A	2.78	2.00
2012-01-02	HAL	Halliburton	D	-2.90	0.80	RRC	Range Resources	A	2.31	0.80
2012-01-02	KO	Coca-cola	C	-1.84	1.50	MJN	Mead Johnson Nutrition	A	2.44	1.50
2012-01-02	MBT	Manitoba Telecom Sv	C	-1.85	0.20	TDC	Teradata	A	2.71	0.20
2012-01-02	COL	Rockwell Collins	D	-2.86	0.40	ACN	Accenture Cl A	A	2.33	0.40
2012-01-02	LNC	Lincoln National	D	-2.89	0.40	AIZ	Assurant	A	2.22	0.40
2012-01-02		Minnesota Mng.& Mfg	D	-2.86	1.00	GWW	Ww Grainger	A	2.32	1.00

Date	Ticker	Name	R	SM	W (%)	Ticker	Name	R	SM	W (%)
2012-01-02	PCG	Pg&e	D	-2.84	0.30	CNP	Centerpoint Energy	A	2.34	0.30
2012-01-02	PEG	Public Service Enterprise	C	-1.84	0.30	CEG	Constellation Energy	A	2.24	0.30
2012-01-02	BXP	Boston Properties	C	-1.85	0.40	PSA	Public Storage	A	2.47	0.40
2012-01-02	SCCO	Southern Copper	D	-2.90	0.60	NEM	Newmont Mining	A	2.18	0.60
2012-01-02	SLB	Schlumberger	D	-2.88	0.70	EQT	Eq	A	2.28	0.70
2012-01-02	STI	Suntrust Banks	D	-2.91	0.10	FHN	First Horizon National	B	1.24	0.10
2012-01-02	UTX	United Technologies	D	-2.87	1.60	PCP	Precision Castparts	A	2.27	1.60
2012-01-02	VNO	Vornado Realty Trust	D	-2.87	0.30	HCP	Hcp	A	2.20	0.30
2012-01-02	BMO	Bank Of Montreal	D	-2.85	0.30	AZO	Autozone	A	2.46	0.30
2012-01-02	BNS	Bank Of Nova Scotia	D	-2.86	1.40	BIIB	Biogen	A	2.40	1.40
2012-01-02	CCO	Cameco	D	-2.93	0.40	HRL	Hormel Foods	A	2.39	0.40
2012-01-02	RIO	Rio Tinto	D	-2.89	1.00	SBUX	Starbucks	A	2.33	1.00
2012-01-02		National Bank Of Canada	D	-2.85	1.40	ISRG	Intuitive Surgical	A	2.31	1.40
2012-01-02	AWC	Alumina	D	-2.93	0.00	MMI	Motorola Mobility Holdings	A	2.31	0.00
2012-01-02	CNX	Consol Energy	D	-2.89	0.40	ATI	Allegheny Technologies	B	1.24	0.40
2012-01-02	ACH	Aluminum Corporation Of China Adr	D	-2.93	0.10	NUE	Nucor	B	1.21	0.10
2012-01-02	BHP	Bhp Billiton	D	-2.88	2.00	HOG	Harley-davidson	A	2.30	2.00
2012-01-02	JPM	Jpmorgan Chase	D	-2.88	2.60	EFX	Equifax	A	2.22	2.60
2012-01-02	DO	Diamond Offshore Drilling	D	-2.87	0.60	EP	El Paso Corporation	A	2.26	0.60
2012-01-02	BTU	Peabody Energy Corp	D	-2.92	0.40	TIE	Titanium Metals	B	1.18	0.40
2012-01-02	C	Citigroup	D	-2.91	0.20	FITB	Fifth Third Bancorp	B	1.23	0.20
2012-01-02	HPQ	Hp	D	-2.91	0.70	AAPL	Apple	A	2.86	0.70
2012-01-02	BSL	Bluescope Steel	D	-2.97	0.00					
2012-02-01	FE	Firstenergy	C	-1.85	0.40	NI	Nisource	A	2.50	0.40
2012-02-01	ELUXB	Electrolux	D	-2.89	0.20	WFM	Whole Foods Market	A	3.00	0.20
2012-02-01	AVP	Avon Products	D	-2.90	0.30	RL	Ralph Lauren	A	2.36	0.30
2012-02-01	CLX	Clorox	C	-1.85	1.30	VFC	Vf	A	2.31	1.30
2012-02-01	HAL	Halliburton	D	-2.89	0.90	HP	Helmerich & Payne	A	2.27	0.90
2012-02-01	MBT	Manitoba Telecom Sv	C	-1.84	0.20	CMG	Chipotle Mexican Grill	A	3.00	0.20
2012-02-01	COL	Rockwell Collins	D	-2.85	0.40	GR	Goodrich	A	2.79	0.40
2012-02-01	PCG	Pg&e	D	-2.84	0.30	AES	Aes	A	2.23	0.30
2012-02-01	PEG	Public Service Enterprise	C	-1.85	0.30	CMS	Cms Energy	A	2.21	0.30
2012-02-01	PPL	Ppl	C	-1.85	0.40	OKE	Oneok	A	2.21	0.40
2012-02-01	UN	Unilever	C	-1.84	1.70	LEN	Lennar	A	2.29	1.70
2012-02-01	AWC	Alumina	D	-2.92	0.00	DLTR	Dollar Tree	A	3.00	0.00
2012-02-01	CNX	Consol Energy	D	-2.89	0.40	NUE	Nucor	A	2.24	0.40
2012-02-01	ACH	Aluminum Corporation Of China Adr	D	-2.92	0.10	FCX	Freeport-mcmoran	B	1.26	0.10
2012-02-01	BHP	Bhp Billiton	D	-2.88	2.00	AZO	Autozone	A	2.50	2.00
2012-02-01	DO	Diamond Offshore Drilling	D	-2.85	0.60	EP	El Paso Corporation	A	2.27	0.60
2012-02-01	BTU	Peabody Energy Corp	D	-2.92	0.40	X	United States Steel	B	1.26	0.40
2012-02-01	C	Citigroup	D	-2.90	0.20	FITB	Fifth Third Bancorp	A	2.24	0.20
2012-02-01	EXC	Exelon	C	-1.85	0.50	PGN	Progress Energy	A	2.21	0.50
2012-02-01	HPQ	Hp	D	-2.90	0.80	AAPL	Apple	A	2.97	0.80
2012-02-01	BSL	Bluescope Steel	D	-2.97	0.00					
2012-03-01	FE	Firstenergy	C	-1.84	0.40	NI	Nisource	A	2.51	0.40
2012-03-01	CLX	Clorox	C	-1.85	1.20	RL	Ralph Lauren	A	2.41	1.20
2012-03-01	HAL	Halliburton	D	-2.89	0.80	DNR	Denbury Resources	A	2.31	0.80
2012-03-01	PEG	Public Service Enterprise	D	-2.85	0.30	AES	Aes	A	2.24	0.30
2012-03-01	PPL	Ppl	C	-1.84	0.40	OKE	Oneok	A	2.21	0.40
2012-03-01	UN	Unilever	C	-1.84	1.60	PHM	Pultegroup	A	2.40	1.60
2012-03-01	AWC	Alumina	D	-2.92	0.00	WFM	Whole Foods Market	A	3.00	0.00

Date	Ticker	Name	R	SM	W (%)	Ticker	Name	R	SM	W (%)
2012-03-01	CNX	Consol Energy	D	-2.89	0.40	NUE	Nucor	A	2.24	0.40
2012-03-01	ACH	Aluminum Corporation Of China Adr	D	-2.91	0.20	FCX	Freeport-mcmoran	B	1.24	0.20
2012-03-01	BHP	Bhp Billiton	D	-2.88	1.90	CMG	Chipotle Mexican Grill	A	3.00	1.90
2012-03-01	BTU	Peabody Energy Corp	D	-2.92	0.40	X	United States Steel	B	1.23	0.40
2012-03-01	C	Citigroup	D	-2.89	0.20	RF	Regions Financial	A	2.32	0.20
2012-03-01	EXC	Exelon	D	-2.86	0.50	EIX	Edison International	A	2.21	0.50
2012-03-01	HPQ	Hp	D	-2.91	0.70	AAPL	Apple	A	3.00	0.70
2012-03-01	BSL	Bluescope Steel	D	-2.97	0.00					
2012-04-02	AEP	American Electric Power	C	-1.84	0.40	NI	Nisource	A	2.52	0.40
2012-04-02	HAL	Halliburton	D	-2.90	0.80	EP	El Paso Corporation	A	2.30	0.80
2012-04-02	PEG	Public Service Enterprise	D	-2.85	0.30	AES	Aes	A	2.23	0.30
2012-04-02	PPL	Ppl	C	-1.84	0.40	CMS	Cms Energy	A	2.22	0.40
2012-04-02	AWC	Alumina	D	-2.92	0.00	WFM	Whole Foods Market	A	3.00	0.00
2012-04-02	CNX	Consol Energy	D	-2.89	0.40	X	United States Steel	A	2.25	0.40
2012-04-02	BHP	Bhp Billiton	D	-2.88	1.90	CMG	Chipotle Mexican Grill	A	3.00	1.90
2012-04-02	BTU	Peabody Energy Corp	D	-2.93	0.30	NUE	Nucor	A	2.23	0.30
2012-04-02	EXC	Exelon	D	-2.86	0.50	EIX	Edison International	A	2.21	0.50
2012-04-02	HPQ	Hp	D	-2.92	0.60	AAPL	Apple	A	3.00	0.60
2012-04-02	BSL	Bluescope Steel	D	-2.97	0.00					
2012-05-01	AEP	American Electric Power	C	-1.84	0.40	NI	Nisource	A	2.54	0.40
2012-05-01	GAS	AGL Resources	D	-2.85	0.20	CMS	Cms Energy	A	2.23	0.20
2012-05-01	WIN	Windstream Holdings	D	-2.85	0.50	CTL	Centurylink	A	2.20	0.50
2012-05-01	ED	Consolidated Edison	C	-1.84	0.40	OKE	Oneok	A	2.23	0.40
2012-05-01	COL	Rockwell Collins	C	-1.85	0.30	GR	Goodrich	A	2.79	0.30
2012-05-01	PEG	Public Service Enterprise	D	-2.85	0.30	AES	Aes	A	2.22	0.30
2012-05-01	PPL	Ppl	C	-1.85	0.40	EIX	Edison International	A	2.22	0.40
2012-05-01	SCCO	Southern Copper	C	-1.84	0.60	FCX	Freeport-mcmoran	B	1.21	0.60
2012-05-01	RIO	Rio Tinto	D	-2.85	1.00	CMG	Chipotle Mexican Grill	A	3.00	1.00
2012-05-01	AWC	Alumina	D	-2.93	0.00	DLTR	Dollar Tree	A	3.00	0.00
2012-05-01	CNX	Consol Energy	D	-2.89	0.40	CLF	Cliffs Natural Resources	B	1.17	0.40
2012-05-01	BHP	Bhp Billiton	D	-2.88	1.90	FOSL	Fossil	A	3.00	1.90
2012-05-01	BCE	Bce	C	-1.84	0.10	AZO	Autozone	A	2.57	0.10
2012-05-01	BTU	Peabody Energy Corp	D	-2.93	0.30	WFM	Whole Foods Market	A	3.00	0.30
2012-05-01	EXC	Exelon	D	-2.86	0.50	AEE	Ameren	A	2.21	0.50
2012-05-01	HPQ	Hp	D	-2.91	0.70	AAPL	Apple	A	3.00	0.70
2012-05-01	BSL	Bluescope Steel	D	-2.97	0.00					
2012-06-01	AEP	American Electric Power	C	-1.85	0.40	NI	Nisource	A	2.52	0.40
2012-06-01	GAS	AGL Resources	D	-2.86	0.20	CMS	Cms Energy	A	2.22	0.20
2012-06-01	TECK.B	Teck Resources	D	-2.88	0.20	MA	Mastercard	A	2.34	0.20
2012-06-01	CAT	Caterpillar	C	-1.88	1.80	GR	Goodrich	A	2.79	1.80
2012-06-01	WIN	Windstream Holdings	D	-2.88	0.40	CTL	Centurylink	A	2.19	0.40
2012-06-01	EMR	Emerson Electric	D	-2.86	0.00	GWW	Ww Grainger	A	2.32	0.00
2012-06-01	HAL	Halliburton	D	-2.86	0.80	SUN	Sunoco	A	2.31	0.80
2012-06-01	IP	International Paper	C	-1.87	0.30	WFM	Whole Foods Market	A	3.00	0.30
2012-06-01	COL	Rockwell Collins	D	-2.86	0.30	ROP	Roper Technologies	A	2.30	0.30
2012-06-01	LNC	Lincoln National	C	-1.88	0.40	CINF	Cincinnati Financial	A	2.23	0.40
2012-06-01	MCD	Mcdonald's	C	-1.86	2.00	CMG	Chipotle Mexican Grill	A	3.00	2.00
2012-06-01		Minnesota Mng.& Mfg	C	-1.85	1.10	CBE	Cooper Industries	A	2.26	1.10

Date	Ticker	Name	R	SM	W (%)	Ticker	Name	R	SM	W (%)
2012-06-01	MUR	Murphy Oil	D	-2.88	0.20	WMB	Williams Companies	A	2.25	0.20
2012-06-01	OLN	Olin	C	-1.86	0.50	PPG	Ppg Industries	A	2.23	0.50
2012-06-01	OXY	Occidental Petroleum	D	-2.88	1.10	KMI	Kinder Morgan	A	2.23	1.10
2012-06-01	COP	Conocophillips	D	-2.86	1.40	TSO	Tesoro	A	2.21	1.40
2012-06-01	PG	Procter & Gamble	C	-1.85	1.70	FOSL	Fossil	A	3.00	1.70
2012-06-01	PPL	Ppl	D	-2.85	0.40	EIX	Edison International	A	2.22	0.40
2012-06-01	SCCO	Southern Copper	C	-1.86	0.60	DLTR	Dollar Tree	A	3.00	0.60
2012-06-01	SLB	Schlumberger	D	-2.87	0.70	RRC	Range Resources	A	2.17	0.70
2012-06-01	BP	Bp Adr	D	-2.87	0.70	ALXN	Alexion Pharmaceuticals	A	2.89	0.70
2012-06-01	UTX	United Technologies	C	-1.86	1.70	IR	Ingersoll-rand	A	2.25	1.70
2012-06-01	BMO	Bank Of Montreal	D	-2.85	0.30	ISRG	Intuitive Surgical	A	2.34	0.30
2012-06-01	CCO	Cameco	C	-1.87	0.40	LEN	Lennar	A	2.33	0.40
2012-06-01	RIO	Rio Tinto	D	-2.87	0.90	VFC	Vf	A	2.32	0.90
2012-06-01	AWC	Alumina	D	-2.94	0.00	PRGO	Perrigo Company plc	A	2.31	0.00
2012-06-01	MRO	Marathon Oil	C	-1.89	1.10	AZO	Autozone	A	2.53	1.10
2012-06-01	TOT	Total Adr	D	-2.88	1.60	MJN	Mead Johnson Nutrition	A	2.50	1.60
2012-06-01	CNX	Consol Energy Aluminum Corporation Of China Adr	D	-2.91	0.30	PSA	Public Storage	A	2.46	0.30
2012-06-01	ACH	Corporation Of China Adr	D	-2.87	0.10	BIIB	Biogen	A	2.46	0.10
2012-06-01	BHP	Bhp Billiton	D	-2.89	1.90	DHI	D.r. Horton	A	2.30	1.90
2012-06-01	SE	Spectra Energy	C	-1.86	0.50	PHM	Pultegroup	A	2.39	0.50
2012-06-01	BCE	Bce	C	-1.84	0.20	ROST	Ross Stores	A	2.30	0.20
2012-06-01	DO	Diamond Offshore Drilling	C	-1.87	0.60	SBUX	Starbucks	A	2.38	0.60
2012-06-01	BTU	Peabody Energy Corp	D	-2.95	0.30	HOG	Harley-davidson	A	2.36	0.30
2012-06-01	C	Citigroup	C	-1.89	0.20	RF	Regions Financial	A	2.32	0.20
2012-06-01	EXC	Exelon	D	-2.87	0.50	PNW	Pinnacle West Capital	A	2.22	0.50
2012-06-01	CVX	Chevron	C	-1.86	3.40	TJX	Tjx Companies	A	2.34	3.40
2012-06-01	HPQ	Hp	D	-2.93	0.60	AAPL	Apple	A	3.00	0.60
2012-06-01	BSL	Bluescope Steel	D	-2.98	0.00					
2012-07-02	APD	Air Products & Chemicals	D	-2.86	0.60	CF	Cf Industries	A	2.25	0.60
2012-07-02	GAS	AGL Resources	D	-2.85	0.20	NI	Nisource	A	2.53	0.20
2012-07-02	AVP	Avon Products	D	-2.88	0.30	PHM	Pultegroup	A	2.51	0.30
2012-07-02	TECK.B	Teck Resources	D	-2.88	0.20	SBUX	Starbucks	A	2.38	0.20
2012-07-02	BK	Bank Of New York Mellon	C	-1.85	0.00	MA	Mastercard	A	2.38	0.00
2012-07-02	CAT	Caterpillar	D	-2.88	1.70	GR	Goodrich	A	2.80	1.70
2012-07-02	WIN	Windstream Holdings	D	-2.87	0.40	S	Sprint Nextel	A	2.27	0.40
2012-07-02	EMR	Emerson Electric	D	-2.86	0.00	GWW	Ww Grainger	A	2.32	0.00
2012-07-02	GD	General Dynamics	D	-2.85	1.10	ROP	Roper Technologies	A	2.30	1.10
2012-07-02	HAL	Halliburton	D	-2.86	0.70	SUN	Sunoco	A	2.32	0.70
2012-07-02	IBM	IBM	C	-1.84	2.20	AAPL	Apple	A	3.00	2.20
2012-07-02	IP	International Paper	C	-1.87	0.30	WFM	Whole Foods Market	A	3.00	0.30
2012-07-02	COL	Rockwell Collins	D	-2.86	0.30	TXT	Textron	A	2.27	0.30
2012-07-02	LNC	Lincoln National	C	-1.87	0.40	AIG	American International	A	2.26	0.40
2012-07-02	MCD	Mcdonald's	C	-1.86	1.90	CMG	Chipotle Mexican Grill	A	3.00	1.90
2012-07-02		Minnesota Mng.& Mfg	C	-1.83	1.10	IR	Ingersoll-rand	A	2.27	1.10
2012-07-02	MUR	Murphy Oil	D	-2.87	0.30	WMB	Williams Companies	A	2.25	0.30
2012-07-02	OLN	Olin	C	-1.84	0.50	FMC	Fmc	A	2.24	0.50
2012-07-02	OXY	Occidental Petroleum	D	-2.86	1.10	TSO	Tesoro	A	2.23	1.10
2012-07-02	COP	Conocophillips	D	-2.85	1.40	RRC	Range Resources	A	2.19	1.40
2012-07-02	PG	Procter & Gamble	C	-1.85	1.60	LEN	Lennar	A	2.41	1.60
2012-07-02	PPL	Ppl	D	-2.84	0.40	EIX	Edison International	A	2.23	0.40
2012-07-02	SLB	Schlumberger	D	-2.86	0.70	COG	Cabot Oil & Gas	B	1.21	0.70

Date	Ticker	Name	R	SM	W (%)	Ticker	Name	R	SM	W (%)
2012-07-02	BP	Bp Adr	D	-2.86	0.70	EQT	Eq	B	1.20	0.70
2012-07-02	UTX	United Technologies	D	-2.86	1.60	CBE	Cooper Industries	A	2.26	1.60
2012-07-02	BMO	Bank Of Montreal	D	-2.84	0.30	ISRG	Intuitive Surgical	A	2.38	0.30
2012-07-02	BNS	Bank Of Nova Scotia	C	-1.85	1.40	DHI	D.r. Horton	A	2.37	1.40
2012-07-02	CCO	Cameco	C	-1.85	0.40	TJX	Tjx Companies	A	2.36	0.40
2012-07-02	RIO	Rio Tinto	D	-2.87	0.90	PRGO	Perrigo Company plc	A	2.36	0.90
2012-07-02		National Bank Of Canada	C	-1.85	1.40	HOG	Harley-davidson	A	2.35	1.40
2012-07-02	AWC	Alumina	D	-2.95	0.00	MAS	Masco	A	2.34	0.00
2012-07-02	MRO	Marathon Oil	D	-2.88	1.10	VLO	Valero Energy	B	1.20	1.10
2012-07-02	TOT	Total Adr	D	-2.87	1.60	DLTR	Dollar Tree	A	3.00	1.60
2012-07-02	CNX	Consol Energy	D	-2.91	0.30	ALXN	Alexion Pharmaceuticals	A	3.00	0.30
2012-07-02	ACH	Aluminum Corporation Of China Adr	D	-2.86	0.10	MNST	Monster Beverage	A	3.00	0.10
2012-07-02	BHP	Bhp Billiton	D	-2.89	1.70	WYN	Wyndham Worldwide	A	2.33	1.70
2012-07-02	JPM	Jpmorgan Chase	C	-1.87	2.70	V	Visa	A	2.32	2.70
2012-07-02	SE	Spectra Energy	C	-1.85	0.50	BIIB	Biogen	A	2.53	0.50
2012-07-02	DO	Diamond Offshore Drilling	C	-1.86	0.60	AZO	Autozone	A	2.52	0.60
2012-07-02	BTU	Peabody Energy Corp	D	-2.94	0.30	MJN	Mead Johnson Nutrition	A	2.51	0.30
2012-07-02	C	Citigroup	C	-1.88	0.20	RF	Regions Financial	A	2.38	0.20
2012-07-02	EXC	Exelon	D	-2.86	0.50	PNW	Pinnacle West Capital	A	2.23	0.50
2012-07-02	CVX	Chevron	C	-1.84	3.50	PSA	Public Storage	A	2.50	3.50
2012-07-02	HPQ	Hp	D	-2.93	0.50	AKAM	Akamai Technologies	A	2.28	0.50
2012-07-02	BSL	Bluescope Steel	D	-2.98	0.00					
2012-08-01	APD	Air Products & Chemicals	D	-2.85	0.60	CF	Cf Industries	A	2.25	0.60
2012-08-01	AVP	Avon Products	D	-2.88	0.30	PHM	Pultegroup	A	2.52	0.30
2012-08-01	TECK.B	Teck Resources	D	-2.89	0.10	NI	Nisource	A	2.54	0.10
2012-08-01	BK	Bank Of New York Mellon	C	-1.86	0.00	MA	Mastercard	A	2.37	0.00
2012-08-01	CAT	Caterpillar	D	-2.88	1.60	GWW	Ww Grainger	A	2.35	1.60
2012-08-01	CB	Chubb Corp	C	-1.84	1.40	AIG	American International	A	2.26	1.40
2012-08-01	WIN	Windstream Holdings	D	-2.87	0.40	S	Sprint Nextel	A	2.34	0.40
2012-08-01	DD	E.i. Du Pont De Nemours	C	-1.85	2.00	PPG	Ppg Industries	A	2.25	2.00
2012-08-01	DOW	Dow Chemical	C	-1.86	0.40	FMC	Fmc	A	2.24	0.40
2012-08-01	EMR	Emerson Electric	D	-2.85	0.00	ROP	Roper Technologies	A	2.31	0.00
2012-08-01	GD	General Dynamics	D	-2.86	1.00	TXT	Textron	A	2.28	1.00
2012-08-01	IBM	IBM	C	-1.84	2.10	AAPL	Apple	A	3.00	2.10
2012-08-01	IP	International Paper	C	-1.85	0.30	WFM	Whole Foods Market	A	3.00	0.30
2012-08-01	COL	Rockwell Collins	D	-2.86	0.30	CBE	Cooper Industries	A	2.27	0.30
2012-08-01	LNC	Lincoln National	C	-1.88	0.40	CINF	Cincinnati Financial	A	2.25	0.40
2012-08-01	MCD	Mcdonald's	C	-1.85	1.90	EXPE	Expedia	A	2.36	1.90
2012-08-01	OLN	Olin	C	-1.85	0.50	ECL	Ecolab	A	2.23	0.50
2012-08-01	OXY	Occidental Petroleum	D	-2.86	1.10	SUN	Sunoco	A	2.32	1.10
2012-08-01	PG	Procter & Gamble	C	-1.84	1.60	LEN	Lennar	A	2.38	1.60
2012-08-01	BP	Bp Adr	D	-2.86	0.70	MPC	Marathon Petroleum	A	2.29	0.70
2012-08-01	UN	Unilever	C	-1.83	1.70	VFC	Vf	A	2.34	1.70
2012-08-01	UTX	United Technologies	D	-2.86	1.60	IR	Ingersoll-rand	A	2.26	1.60
2012-08-01	BNS	Bank Of Nova Scotia	C	-1.85	1.40	BIIB	Biogen	A	2.52	1.40
2012-08-01	RIO	Rio Tinto	D	-2.88	0.80	AZO	Autozone	A	2.52	0.80
2012-08-01		National Bank Of Canada	C	-1.85	1.40	PSA	Public Storage	A	2.52	1.40
2012-08-01	INTC	Intel	C	-1.85	0.40	AKAM	Akamai Technologies	A	2.31	0.40

Date	Ticker	Name	R	SM	W (%)	Ticker	Name	R	SM	W (%)
2012-08-01	AWC	Alumina	D	-2.96	0.00					
2012-08-01	MRO	Marathon Oil	D	-2.87	1.10	WMB	Williams Companies	A	2.28	1.10
2012-08-01	PX	Praxair	C	-1.85	0.80	MOS	The Mosaic	A	2.21	0.80
2012-08-01	TOT	Total Adr	D	-2.86	1.60	TSO	Tesoro	A	2.25	1.60
2012-08-01	CNX	Consol Energy	D	-2.91	0.30	DLTR	Dollar Tree	A	3.00	0.30
2012-08-01	ACH	Aluminum Corporation Of China Adr	D	-2.87	0.10	ALXN	Alexion Pharmaceuticals	A	3.00	0.10
2012-08-01	BHP	Bhp Billiton	D	-2.89	1.70	MJN	Mead Johnson Nutrition	A	2.46	1.70
2012-08-01	JPM	Jpmorgan Chase	C	-1.87	2.60	V	Visa	A	2.32	2.60
2012-08-01	SE	Spectra Energy	C	-1.84	0.50	VLO	Valero Energy	A	2.22	0.50
2012-08-01	DO	Diamond Offshore Drilling	C	-1.85	0.60	COG	Cabot Oil & Gas	A	2.22	0.60
2012-08-01	BTU	Peabody Energy Corp	D	-2.95	0.20					
2012-08-01	C	Citigroup	D	-2.88	0.20	RF	Regions Financial	A	2.38	0.20
2012-08-01	HPQ	Hp	D	-2.94	0.50	VRSN	Verisign	A	2.27	0.50
2012-08-01	BSL	Bluescope Steel	D	-2.98	0.00					
2012-09-03	THI	Restaurant Brands International	C	-1.86	0.20	WFM	Whole Foods Market	A	3.00	0.20
2012-09-03	AVP	Avon Products	D	-2.88	0.30	PHM	Pultegroup	A	2.64	0.30
2012-09-03	TECK.B	Teck Resources	D	-2.90	0.10	DLTR	Dollar Tree	A	3.00	0.10
2012-09-03	BK	Bank Of New York Mellon	C	-1.85	0.00	MA	Mastercard	A	2.37	0.00
2012-09-03	CAT	Caterpillar	D	-2.88	1.70	GWW	Ww Grainger	A	2.35	1.70
2012-09-03	CB	Chubb Corp	C	-1.83	1.40	AIG	American International	A	2.29	1.40
2012-09-03	WIN	Windstream Holdings	D	-2.87	0.40	S	Sprint Nextel	A	2.38	0.40
2012-09-03	DD	E.i. Du Pont De Nemours	C	-1.85	2.00	CF	Cf Industries	A	2.27	2.00
2012-09-03	DOW	Dow Chemical	C	-1.86	0.40	PPG	Ppg Industries	A	2.25	0.40
2012-09-03	GD	General Dynamics	D	-2.85	1.00	ROP	Roper Technologies	A	2.31	1.00
2012-09-03	IBM	IBM	C	-1.84	2.10	AAPL	Apple	A	3.00	2.10
2012-09-03	COL	Rockwell Collins	D	-2.86	0.30	TXT	Textron	A	2.29	0.30
2012-09-03	MCD	Mcdonald's	D	-2.85	1.90	EXPE	Expedia	A	2.33	1.90
2012-09-03	NWL	Newell Brands	C	-1.85	0.40	LEN	Lennar	A	2.42	0.40
2012-09-03	VNO	Vornado Realty Trust	C	-1.85	0.30	PSA	Public Storage	A	2.50	0.30
2012-09-03	RIO	Rio Tinto	D	-2.89	0.80	ALXN	Alexion Pharmaceuticals	A	3.00	0.80
2012-09-03		National Bank Of Canada	C	-1.85	1.40	BIIB	Biogen	A	2.53	1.40
2012-09-03	INTC	Intel	C	-1.86	0.40	AKAM	Akamai Technologies	A	2.34	0.40
2012-09-03	AWC	Alumina	D	-2.95	0.00					
2012-09-03	PX	Praxair	C	-1.85	0.80	FMC	Fmc	A	2.24	0.80
2012-09-03	CNX	Consol Energy	D	-2.91	0.30	NUE	Nucor	A	2.18	0.30
2012-09-03	ACH	Aluminum Corporation Of China Adr	D	-2.88	0.10	FCX	Freeport-mcmoran	B	1.19	0.10
2012-09-03	BHP	Bhp Billiton	D	-2.89	1.70	AZO	Autozone	A	2.52	1.70
2012-09-03	JPM	Jpmorgan Chase	C	-1.87	2.70	V	Visa	A	2.33	2.70
2012-09-03	SE	Spectra Energy	C	-1.85	0.40	TSO	Tesoro	A	2.36	0.40
2012-09-03	BTU	Peabody Energy Corp	D	-2.95	0.20					
2012-09-03	HPQ	Hp	D	-2.94	0.40	VRSN	Verisign	A	2.29	0.40
2012-09-03	ITC	Itc Hldng	D	-2.84	0.40	NI	Nisource	A	2.52	0.40
2012-10-01	THI	Restaurant Brands International	C	-1.85	0.20	WFM	Whole Foods Market	A	3.00	0.20
2012-10-01	AVP	Avon Products	D	-2.88	0.30	PHM	Pultegroup	A	2.72	0.30
2012-10-01	TECK.B	Teck Resources	D	-2.89	0.10	ALXN	Alexion Pharmaceuticals	A	3.00	0.10
2012-10-01	DOW	Dow Chemical	C	-1.86	0.40	CF	Cf Industries	A	2.29	0.40
2012-10-01	DUK	Duke Energy	C	-1.85	2.20	NI	Nisource	A	2.54	2.20
2012-10-01	VNO	Vornado Realty Trust	C	-1.84	0.30	PSA	Public Storage	A	2.48	0.30
2012-10-01	CCO	Cameco	C	-1.86	0.40	BIIB	Biogen	A	2.54	0.40
2012-10-01	RIO	Rio Tinto	D	-2.88	0.80	AZO	Autozone	A	2.53	0.80
2012-10-01	INTC	Intel	C	-1.87	0.30	AAPL	Apple	A	3.00	0.30
2012-10-01	AWC	Alumina	D	-2.95	0.00	MJN	Mead Johnson Nutrition	A	2.46	0.00

Date	Ticker	Name	R	SM	W (%)	Ticker	Name	R	SM	W (%)
2012-10-01	PX	Praxair	C	-1.85	0.80	PPG	Ppg Industries	A	2.26	0.80
2012-10-01	SE	Spectra Energy	C	-1.85	0.40	TSO	Tesoro	A	2.39	0.40
2012-10-01	BTU	Peabody Energy Corp	D	-2.95	0.20	NUE	Nucor	A	2.19	0.20
2012-10-01	HPQ	Hp	D	-2.94	0.40	AKAM	Akamai Technologies	A	2.34	0.40
2012-11-01	THI	Restaurant Brands International	C	-1.86	0.10	WFM	Whole Foods Market	A	3.00	0.10
2012-11-01	AXP	American Express	C	-1.84	0.10	MA	Mastercard	A	2.41	0.10
2012-11-01	D	Dominion Resources	C	-1.84	0.80	NI	Nisource	A	2.54	0.80
2012-11-01	DOW	Dow Chemical	C	-1.86	0.40	PPG	Ppg Industries	A	2.28	0.40
2012-11-01	DUK	Duke Energy	C	-1.84	2.20	NRG	Nrg Energy	A	2.25	2.20
2012-11-01	ED	Consolidated Edison	C	-1.85	0.40	OKE	Oneok	A	2.24	0.40
2012-11-01	KO	Coca-cola	C	-1.85	1.50	MJN	Mead Johnson Nutrition	A	2.41	1.50
2012-11-01	MBT	Manitoba Telecom Sv	C	-1.84	0.20	AZO	Autozone	A	2.54	0.20
2012-11-01	MO	Altria	C	-1.85	0.60	PHM	Pultegroup	A	2.84	0.60
2012-11-01	PEG	Public Service Enterprise	C	-1.85	0.30	CMS	Cms Energy	A	2.24	0.30
2012-11-01	VNO	Vornado Realty Trust	C	-1.84	0.30	CCI	Crown Castle Intl Corp	A	2.29	0.30
2012-11-01	CCO	Cameco	C	-1.87	0.30	BIIB	Biogen	A	2.50	0.30
2012-11-01	INTC	Intel	D	-2.87	0.30	AAPL	Apple	A	3.00	0.30
2012-11-01	ENB	Enbridge	C	-1.84	1.40	LEN	Lennar	A	2.50	1.40
2012-11-01	PX	Praxair	C	-1.84	0.80	CF	Cf Industries	A	2.27	0.80
2012-11-01	SE	Spectra Energy	D	-2.85	0.40	FSLR	First Solar	A	2.35	0.40
2012-11-01	BMJ	Bristol-myers Squibb	C	-1.85	1.70	ALXN	Alexion Pharmaceuticals	A	2.94	1.70
2012-11-01	EXC	Exelon	D	-2.86	0.40	EIX	Edison International	A	2.23	0.40
2012-11-01	VOD	Vodafone	C	-1.85	0.60	S	Sprint Nextel	A	2.44	0.60
2012-11-01	HPQ	Hp	D	-2.95	0.40					
2012-12-03	THI	Restaurant Brands International	D	-2.87	0.10	WFM	Whole Foods Market	A	3.00	0.10
2012-12-03	GAS	AGL Resources	C	-1.84	0.20	NI	Nisource	A	2.52	0.20
2012-12-03	AXP	American Express	C	-1.85	0.10	MA	Mastercard	A	2.42	0.10
2012-12-03	CAT	Caterpillar	D	-2.85	1.60	ROP	Roper Technologies	A	2.34	1.60
2012-12-03	D	Dominion Resources	C	-1.85	0.70	NRG	Nrg Energy	A	2.25	0.70
2012-12-03	DD	E.i. Du Pont De Nemours	D	-2.86	1.70	PPG	Ppg Industries	A	2.28	1.70
2012-12-03	DOW	Dow Chemical	D	-2.86	0.40	CF	Cf Industries	A	2.27	0.40
2012-12-03	DUK	Duke Energy	C	-1.85	2.20	OKE	Oneok	A	2.23	2.20
2012-12-03	ED	Consolidated Edison	D	-2.86	0.30	EIX	Edison International	A	2.23	0.30
2012-12-03	HAL	Halliburton	C	-1.85	0.80	FSLR	First Solar	A	2.39	0.80
2012-12-03	KO	Coca-cola	C	-1.85	1.50	STZ	Constellation Brands	A	2.33	1.50
2012-12-03	MBT	Manitoba Telecom Sv	C	-1.84	0.20	BIIB	Biogen	A	2.54	0.20
2012-12-03	MO	Altria	C	-1.84	0.70	PHM	Pultegroup	A	2.80	0.70
2012-12-03	OLN	Olin	C	-1.85	0.50	ECL	Ecolab	A	2.25	0.50
2012-12-03	OXY	Occidental Petroleum	D	-2.87	0.90	TSO	Tesoro	A	2.38	0.90
2012-12-03	PEG	Public Service Enterprise	D	-2.85	0.30	XEL	Xcel Energy	A	2.21	0.30
2012-12-03	BXP	Boston Properties	C	-1.85	0.40	CCI	Crown Castle Intl Corp	A	2.29	0.40
2012-12-03	SLB	Schlumberger	C	-1.85	0.70	MPC	Marathon Petroleum	A	2.37	0.70
2012-12-03	BP	Bp Adr	C	-1.84	0.70	WMB	Williams Companies	A	2.28	0.70
2012-12-03	VNO	Vornado Realty Trust	C	-1.85	0.30	AMT	American Tower	A	2.26	0.30
2012-12-03	WFC	Wells Fargo	C	-1.85	1.10	FHN	First Horizon National	A	2.28	1.10
2012-12-03	CCO	Cameco	D	-2.87	0.30	AZO	Autozone	A	2.54	0.30
2012-12-03	INTC	Intel	D	-2.89	0.30	AKAM	Akamai Technologies	A	2.32	0.30
2012-12-03	KIM	Kimco Realty	C	-1.85	0.00	AMB	Prologis	A	2.24	0.00
2012-12-03	SE	Spectra Energy	D	-2.86	0.40	VLO	Valero Energy	A	2.26	0.40

Date	Ticker	Name	R	SM	W (%)	Ticker	Name	R	SM	W (%)
2012-12-03	BCE	Bce	C	-1.84	0.20	LEN	Lennar	A	2.49	0.20
2012-12-03	BMJ	Bristol-myers Squibb	C	-1.85	1.70	ALXN	Alexion Pharmaceuticals	A	2.97	1.70
2012-12-03	EXC	Exelon	D	-2.88	0.40	TEG	Integrys Energy	A	2.19	0.40
2012-12-03	VOD	Vodafone	D	-2.86	0.60	S	Sprint Nextel	A	2.45	0.60
2012-12-03	HPQ	Hp	D	-2.96	0.30					
2013-01-01	THI	Restaurant Brands International	D	-2.86	0.10	BIIB	Biogen	A	2.53	0.10
2013-01-01	GAS	AGL Resources	C	-1.84	0.20	NI	Nisource	A	2.53	0.20
2013-01-01	AVP	Avon Products	D	-2.86	0.20	PHM	Pultegroup	A	2.85	0.20
2013-01-01	CAT	Caterpillar	D	-2.84	1.70	GWW	Ww Grainger	A	2.35	1.70
2013-01-01	WIN	Windstream Holdings	D	-2.87	0.30	S	Sprint Nextel	A	2.45	0.30
2013-01-01	D	Dominion Resources	C	-1.84	0.80	NRG	Nrg Energy	A	2.27	0.80
2013-01-01	DD	E.i. Du Pont De Nemours	D	-2.86	1.80	PPG	Ppg Industries	A	2.31	1.80
2013-01-01	ED	Consolidated Edison	D	-2.86	0.30	EIX	Edison International	A	2.23	0.30
2013-01-01	GE	General Electric	C	-1.85	1.80	ROP	Roper Technologies	A	2.34	1.80
2013-01-01	HAL	Halliburton	C	-1.84	0.80	FSLR	First Solar	A	2.44	0.80
2013-01-01	KO	Coca-cola	C	-1.85	1.50	STZ	Constellation Brands	A	2.33	1.50
2013-01-01	MBT	Manitoba Telecom Sv	C	-1.85	0.20	AZO	Autozone	A	2.51	0.20
2013-01-01	MCD	Mcdonald's	D	-2.84	1.90	EXPE	Expedia	A	2.40	1.90
2013-01-01	MO	Altria	C	-1.86	0.60	LEN	Lennar	A	2.51	0.60
2013-01-01	MSFT	Microsoft	D	-2.86	0.40	AKAM	Akamai Technologies	A	2.37	0.40
2013-01-01	OLN	Olin	C	-1.84	0.50	EMN	Eastman Chemical	A	2.26	0.50
2013-01-01	OXY	Occidental Petroleum	D	-2.86	1.00	TSO	Tesoro	A	2.40	1.00
2013-01-01	PCG	Pg&e	D	-2.86	0.30	XEL	Xcel Energy	A	2.20	0.30
2013-01-01	PEG	Public Service Enterprise	D	-2.85	0.30	TEG	Integrys Energy	A	2.19	0.30
2013-01-01	BXP	Boston Properties	C	-1.85	0.40	CCI	Crown Castle Intl Corp	A	2.31	0.40
2013-01-01	SLB	Schlumberger	C	-1.85	0.70	MPC	Marathon Petroleum	A	2.39	0.70
2013-01-01	BP	Bp Adr	C	-1.84	0.70	WMB	Williams Companies	A	2.29	0.70
2013-01-01	SO	Southern	D	-2.85	0.80	CMS	Cms Energy	A	2.18	0.80
2013-01-01	VNO	Vornado Realty Trust	D	-2.84	0.30	AMT	American Tower	A	2.27	0.30
2013-01-01	WFC	Wells Fargo	C	-1.84	1.10	FHN	First Horizon National	A	2.29	1.10
2013-01-01	INTC	Intel	D	-2.88	0.30	CSC	Computer Sciences	A	2.30	0.30
2013-01-01	KIM	Kimco Realty	C	-1.85	0.00	AMB	Prologis	A	2.26	0.00
2013-01-01	SE	Spectra Energy	D	-2.86	0.40	VLO	Valero Energy	A	2.28	0.40
2013-01-01	BCE	Bce	C	-1.84	0.20	MA	Mastercard	A	2.43	0.20
2013-01-01	BMJ	Bristol-myers Squibb	C	-1.85	1.60	ALXN	Alexion Pharmaceuticals	A	2.96	1.60
2013-01-01	PM	Philip Morris International	C	-1.85	2.40	DHI	D.r. Horton	A	2.39	2.40
2013-01-01	EXC	Exelon	D	-2.87	0.40	CNP	Centerpoint Energy	A	2.18	0.40
2013-01-01	VOD	Vodafone	D	-2.87	0.50	MAS	Masco	A	2.40	0.50
2013-01-01	HPQ	Hp	D	-2.95	0.40					
2013-01-01	MDLZ	Mondelez International	D	-2.87	0.80	HSY	The Hershey	A	2.26	0.80
2013-02-01	THI	Restaurant Brands International	D	-2.86	0.10	LEN	Lennar	A	2.54	0.10
2013-02-01	ABT	Abbott Laboratories	C	-1.85	1.00	ALXN	Alexion Pharmaceuticals	A	3.00	1.00
2013-02-01	FE	Firstenergy	D	-2.87	0.30	NI	Nisource	A	2.58	0.30
2013-02-01	DD	E.i. Du Pont De Nemours	D	-2.85	1.80	PPG	Ppg Industries	A	2.32	1.80
2013-02-01	ED	Consolidated Edison	D	-2.85	0.30	NRG	Nrg Energy	A	2.28	0.30
2013-02-01	GE	General Electric	C	-1.84	1.80	GWW	Ww Grainger	A	2.38	1.80
2013-02-01	KO	Coca-cola	C	-1.85	1.40	STZ	Constellation Brands	A	2.30	1.40
2013-02-01	MBT	Manitoba Telecom Sv	D	-2.84	0.20	NFLX	Netflix	A	2.51	0.20

Date	Ticker	Name	R	SM	W (%)	Ticker	Name	R	SM	W (%)
2013-02-01	MRK	Merck & Co	C	-1.85	0.10	BIIB	Biogen	A	2.57	0.10
2013-02-01	MSFT	Microsoft	D	-2.86	0.40	AKAM	Akamai Technologies	A	2.37	0.40
2013-02-01	NOC	Northrop Grumman	C	-1.85	1.00	ROP	Roper Technologies	A	2.36	1.00
2013-02-01	PCG	Pg&e	D	-2.85	0.30	EIX	Edison International	A	2.24	0.30
2013-02-01	PEG	Public Service Enterprise	D	-2.85	0.30	XEL	Xcel Energy	A	2.21	0.30
2013-02-01	BXP	Boston Properties	C	-1.85	0.40	CCI	Crown Castle Intl Corp	A	2.30	0.40
2013-02-01	SO	Southern	D	-2.85	0.80	TEG	Integrys Energy	A	2.20	0.80
2013-02-01	WFC	Wells Fargo	C	-1.84	1.10	FHN	First Horizon National	A	2.31	1.10
2013-02-01	INTC	Intel	D	-2.88	0.30	CSC	Computer Sciences	A	2.32	0.30
2013-02-01	CNX	Consol Energy	C	-1.85	0.30	NUE	Nucor	A	2.23	0.30
2013-02-01	SE	Spectra Energy	D	-2.85	0.40	MPC	Marathon Petroleum	A	2.47	0.40
2013-02-01	BTU	Peabody Energy Corp	C	-1.85	0.20	X	United States Steel	A	2.19	0.20
2013-02-01	VZ	Verizon Communications	C	-1.84	2.30	S	Sprint Nextel	A	2.45	2.30
2013-02-01	PM	Philip Morris International	C	-1.84	2.40	PHM	Pultegroup	A	2.96	2.40
2013-02-01	EXC	Exelon	D	-2.87	0.40	CMS	Cms Energy	A	2.19	0.40
2013-02-01	MDLZ	Mondelez International	D	-2.86	0.90	HSY	The Hershey	A	2.29	0.90
2013-03-01	FE	Firstenergy	D	-2.87	0.30	NI	Nisource	A	2.59	0.30
2013-03-01	WIN	Windstream Holdings	D	-2.85	0.30	S	Sprint Nextel	A	2.46	0.30
2013-03-01	DD	E.i. Du Pont De Nemours	D	-2.85	1.80	PPG	Ppg Industries	A	2.31	1.80
2013-03-01	ED	Consolidated Edison	D	-2.85	0.30	NRG	Nrg Energy	A	2.28	0.30
2013-03-01	MBT	Manitoba Telecom Sv	D	-2.84	0.10	PHM	Pultegroup	A	2.91	0.10
2013-03-01	LB	L Brands	D	-2.86	0.40	NFLX	Netflix	A	2.59	0.40
2013-03-01	MRK	Merck & Co	C	-1.85	0.10	ALXN	Alexion Pharmaceuticals	A	2.88	0.10
2013-03-01	MSFT	Microsoft	D	-2.86	0.40	CSC	Computer Sciences	A	2.36	0.40
2013-03-01	NOC	Northrop Grumman	C	-1.85	1.00	GWW	Ww Grainger	A	2.39	1.00
2013-03-01	BXP	Boston Properties	C	-1.85	0.40	CCI	Crown Castle Intl Corp	A	2.30	0.40
2013-03-01	SO	Southern	D	-2.85	0.80	EIX	Edison International	A	2.24	0.80
2013-03-01	INTC	Intel	D	-2.88	0.30	AKAM	Akamai Technologies	A	2.33	0.30
2013-03-01	CNX	Consol Energy	C	-1.85	0.30	NUE	Nucor	A	2.22	0.30
2013-03-01	BTU	Peabody Energy Corp	C	-1.88	0.20	ATI	Allegheny Technologies	A	2.20	0.20
2013-03-01	EXC	Exelon	D	-2.87	0.40	XEL	Xcel Energy	A	2.22	0.40
2013-03-01	VOD	Vodafone	D	-2.84	0.50	BIIB	Biogen	A	2.61	0.50
2013-03-01	MDLZ	Mondelez International	D	-2.86	0.80	STZ	Constellation Brands	A	2.41	0.80
2013-04-01	FE	Firstenergy	D	-2.86	0.30	NI	Nisource	A	2.62	0.30
2013-04-01	WIN	Windstream Holdings	D	-2.87	0.30	S	Sprint Nextel	A	2.49	0.30
2013-04-01	DD	E.i. Du Pont De Nemours	D	-2.84	1.80	PPG	Ppg Industries	A	2.31	1.80
2013-04-01	MBT	Manitoba Telecom Sv	D	-2.84	0.10	PHM	Pultegroup	A	2.95	0.10
2013-04-01	LB	L Brands	D	-2.86	0.40	NFLX	Netflix	A	2.57	0.40
2013-04-01	MRK	Merck & Co	C	-1.85	0.10	ALXN	Alexion Pharmaceuticals	A	2.97	0.10
2013-04-01	BXP	Boston Properties	C	-1.86	0.40	CCI	Crown Castle Intl Corp	A	2.30	0.40
2013-04-01	RTN	Raytheon	C	-1.84	1.70	ROP	Roper Technologies	A	2.38	1.70
2013-04-01	BTU	Peabody Energy Corp	D	-2.88	0.20	NUE	Nucor	A	2.22	0.20
2013-04-01	MDLZ	Mondelez International	D	-2.85	0.90	STZ	Constellation Brands	A	2.44	0.90
2013-05-01	TECK.B	Teck Resources	D	-2.88	0.10	BIIB	Biogen	A	2.77	0.10

Date	Ticker	Name	R	SM	W (%)	Ticker	Name	R	SM	W (%)
2013-05-01	CAT	Caterpillar	D	-2.86	1.40	GWV	Ww Grainger	A	2.41	1.40
2013-05-01	WIN	Windstream Holdings	D	-2.86	0.30	S	Sprint Nextel	A	2.56	0.30
2013-05-01	DE	Deere	C	-1.85	1.90	ROP	Roper Technologies	A	2.36	1.90
2013-05-01	DOW	Dow Chemical	C	-1.84	0.40	PPG	Ppg Industries	A	2.33	0.40
2013-05-01	MBT	Manitoba Telecom Sv	D	-2.84	0.10	NFLX	Netflix	A	2.66	0.10
2013-05-01	COP	Conocophillips	C	-1.84	1.30	FSLR	First Solar	A	2.65	1.30
2013-05-01	SCCO	Southern Copper	C	-1.87	0.60	NUE	Nucor	A	2.21	0.60
2013-05-01	BP	Bp Adr	C	-1.84	0.60	TSO	Tesoro	A	2.47	0.60
2013-05-01	CCO	Cameco	C	-1.85	0.30	NI	Nisource	A	2.65	0.30
2013-05-01		National Bank Of Canada	C	-1.84	1.20	LEN	Lennar	A	2.53	1.20
2013-05-01	AWC	Alumina	C	-1.88	0.00	DHI	D.r. Horton	A	2.50	0.00
2013-05-01	TOT	Total Adr	C	-1.85	1.60	MPC	Marathon Petroleum	A	2.45	1.60
2013-05-01	ACH	Aluminum Corporation Of China Adr	D	-2.88	0.10	ALXN	Alexion Pharmaceuticals	A	2.98	0.10
2013-05-01	DO	Diamond Offshore Drilling	C	-1.85	0.60	VLO	Valero Energy	A	2.35	0.60
2013-05-01	BTU	Peabody Energy Corp	D	-2.88	0.20	PHM	Pultegroup	A	2.98	0.20
2013-05-01	XOM	Exxon Mobil	C	-1.84	3.10	COG	Cabot Oil & Gas	A	2.34	3.10
2013-06-03	TECK.B	Teck Resources	D	-2.88	0.10	BIIB	Biogen	A	2.82	0.10
2013-06-03	WIN	Windstream Holdings	D	-2.87	0.30	S	Sprint Nextel	A	2.57	0.30
2013-06-03	DE	Deere	C	-1.85	1.90	KSU	Kansas City Southern	A	2.56	1.90
2013-06-03	SCCO	Southern Copper	C	-1.87	0.50	NUE	Nucor	A	2.22	0.50
2013-06-03	BP	Bp Adr	C	-1.84	0.60	FSLR	First Solar	A	2.76	0.60
2013-06-03		National Bank Of Canada	C	-1.84	1.20	REGN	Regeneron Pharmaceuticals	A	2.79	1.20
2013-06-03	AWC	Alumina	C	-1.87	0.00	NFLX	Netflix	A	2.69	0.00
2013-06-03	TOT	Total Adr	C	-1.85	1.60	TSO	Tesoro	A	2.55	1.60
2013-06-03	ACH	Aluminum Corporation Of China Adr	D	-2.88	0.10	PHM	Pultegroup	A	3.00	0.10
2013-06-03	DO	Diamond Offshore Drilling	C	-1.85	0.60	MPC	Marathon Petroleum	A	2.51	0.60
2013-06-03	BTU	Peabody Energy Corp	D	-2.88	0.20	ALXN	Alexion Pharmaceuticals	A	2.97	0.20
2013-07-01	TD	The Toronto-dominion Bank	C	-1.84	0.80	REGN	Regeneron Pharmaceuticals	A	2.77	0.80
2013-07-01	TECK.B	Teck Resources	D	-2.90	0.10	NFLX	Netflix	A	2.69	0.10
2013-07-01	CAT	Caterpillar	D	-2.85	1.50	KSU	Kansas City Southern	A	2.56	1.50
2013-07-01	WIN	Windstream Holdings	D	-2.87	0.30	S	Sprint Nextel	A	2.56	0.30
2013-07-01	DE	Deere	C	-1.86	1.80	GWV	Ww Grainger	A	2.43	1.80
2013-07-01	IBM	IBM	C	-1.85	1.90	MU	Micron Technology	A	2.43	1.90
2013-07-01	DGE	Diageo	C	-1.85	2.10	NI	Nisource	A	2.61	2.10
2013-07-01	SCCO	Southern Copper	D	-2.89	0.50	NUE	Nucor	A	2.21	0.50
2013-07-01	BNS	Bank Of Nova Scotia	C	-1.85	1.30	MA	Mastercard	A	2.51	1.30
2013-07-01		National Bank Of Canada	C	-1.84	1.20	STZ	Constellation Brands	A	2.49	1.20
2013-07-01	AWC	Alumina	C	-1.87	0.00	MAS	Masco	A	2.49	0.00
2013-07-01	TOT	Total Adr	C	-1.85	1.50	FSLR	First Solar	A	2.66	1.50
2013-07-01	ACH	Aluminum Corporation Of China Adr	D	-2.90	0.10	ALXN	Alexion Pharmaceuticals	A	2.98	0.10
2013-07-01	DO	Diamond Offshore Drilling	C	-1.85	0.60	TSO	Tesoro	A	2.48	0.60
2013-07-01	BTU	Peabody Energy Corp	D	-2.91	0.10	BIIB	Biogen	A	2.79	0.10
2013-07-01	PM	Philip Morris International	C	-1.85	2.30	PHM	Pultegroup	A	2.90	2.30
2013-08-01	FE	Firstenergy	D	-2.85	0.30	NI	Nisource	A	2.66	0.30
2013-08-01	TECK.B	Teck Resources	D	-2.89	0.10	MA	Mastercard	A	2.56	0.10

Date	Ticker	Name	R	SM	W (%)	Ticker	Name	R	SM	W (%)
2013-08-01	CAT	Caterpillar	D	-2.84	1.40	KSU	Kansas City Southern	A	2.57	1.40
2013-08-01	WIN	Windstream Holdings	D	-2.86	0.30	ALXN	Alexion Pharmaceuticals	A	3.00	0.30
2013-08-01	DE	Deere	C	-1.85	1.70	GWW	Ww Grainger	A	2.46	1.70
2013-08-01	SPG	Simon Property	C	-1.85	0.10	AMT	American Tower	A	2.25	0.10
2013-08-01	IBM	IBM	D	-2.85	1.80	MU	Micron Technology	A	2.41	1.80
2013-08-01	BXP	Boston Properties	C	-1.85	0.40	PCL	Plum Creek Timber Co	A	2.24	0.40
2013-08-01	DGE	Diageo	C	-1.83	2.10	GNW	Genworth Financial	A	2.53	2.10
2013-08-01	SCCO	Southern Copper	D	-2.90	0.40	NUE	Nucor	A	2.23	0.40
2013-08-01	T	At&t	C	-1.85	2.20	REGN	Regeneron Pharmaceuticals	A	2.93	2.20
2013-08-01	BP	Bp Adr	C	-1.84	0.60	FSLR	First Solar	A	2.68	0.60
2013-08-01	T	Telus	C	-1.86	0.60	GME	Gamestop Corp New	A	2.53	0.60
2013-08-01	AWC	Alumina	C	-1.87	0.00	TRIP	Tripadvisor	A	2.52	0.00
2013-08-01	CNX	Consol Energy Aluminum	C	-1.85	0.30	BIIB	Biogen	A	2.79	0.30
2013-08-01	ACH	Aluminum Corporation Of China Adr	D	-2.90	0.10	NFLX	Netflix	A	2.77	0.10
2013-08-01	DO	Diamond Offshore Drilling	C	-1.84	0.60	TSO	Tesoro	A	2.53	0.60
2013-08-01	BTU	Peabody Energy Corp	D	-2.90	0.10	GILD	Gilead Sciences	A	2.57	0.10
2013-08-01	PM	Philip Morris International	C	-1.84	2.20	LEN	Lennar	A	2.44	2.20
2013-09-02	ABT	Abbott Laboratories	C	-1.86	0.90	ALXN	Alexion Pharmaceuticals	A	3.00	0.90
2013-09-02	FE	Firstenergy	D	-2.86	0.30	NI	Nisource	A	2.62	0.30
2013-09-02	TECK.B	Teck Resources	D	-2.88	0.10	TRIP	Tripadvisor	A	2.50	0.10
2013-09-02	BEN	Franklin Resources	C	-1.86	0.00	MA	Mastercard	A	2.53	0.00
2013-09-02	CAT	Caterpillar	D	-2.84	1.40	KSU	Kansas City Southern	A	2.54	1.40
2013-09-02	CB	Chubb Corp	C	-1.85	1.40	GNW	Genworth Financial	A	2.48	1.40
2013-09-02	WIN	Windstream Holdings	D	-2.87	0.30	FTR	Frontier Communications	A	2.19	0.30
2013-09-02	DE	Deere	C	-1.85	1.80	GWW	Ww Grainger	A	2.42	1.80
2013-09-02	ED	Consolidated Edison	C	-1.85	0.30	NRG	Nrg Energy	A	2.31	0.30
2013-09-02	SPG	Simon Property	C	-1.87	0.10	AMT	American Tower	A	2.24	0.10
2013-09-02	TRV	Travelers Companies	C	-1.85	2.70	AIG	American International	A	2.39	2.70
2013-09-02	IBM	IBM	D	-2.86	1.80	MU	Micron Technology	A	2.41	1.80
2013-09-02	KO	Coca-cola	C	-1.85	1.40	STZ	Constellation Brands	A	2.50	1.40
2013-09-02	MO	Altria	C	-1.85	0.60	EA	Electronic Arts	A	2.41	0.60
2013-09-02	PCG	Pg&e	C	-1.86	0.30	EIX	Edison International	A	2.23	0.30
2013-09-02	BXP	Boston Properties	D	-2.85	0.40	VTR	Ventas	A	2.22	0.40
2013-09-02	SCCO	Southern Copper	D	-2.89	0.50	NUE	Nucor	A	2.22	0.50
2013-09-02	T	At&t	D	-2.86	2.10	REGN	Regeneron Pharmaceuticals	A	2.81	2.10
2013-09-02	BP	Bp Adr	D	-2.84	0.60	COG	Cabot Oil & Gas	A	2.41	0.60
2013-09-02	SO	Southern	D	-2.86	0.70	AES	Aes	A	2.22	0.70
2013-09-02	UN	Unilever	C	-1.85	1.60	WHR	Whirlpool	A	2.39	1.60
2013-09-02	WMT	Wal-mart Stores	C	-1.85	1.40	NFLX	Netflix	A	2.88	1.40
2013-09-02	BNS	Bank Of Nova Scotia	C	-1.83	1.40	DLPH	Delphi Automotive	A	2.47	1.40
2013-09-02	T	Telus	C	-1.86	0.60	CELG	Celgene	A	2.45	0.60
2013-09-02	ENB	Enbridge	C	-1.85	1.30	V	Visa	A	2.44	1.30
2013-09-02	CNX	Consol Energy	D	-2.84	0.30	CLF	Cliffs Natural Resources	B	1.22	0.30
2013-09-02	ACH	Aluminum Corporation Of China Adr	D	-2.90	0.10	BIIB	Biogen	A	2.77	0.10
2013-09-02	KIM	Kimco Realty	C	-1.87	0.00	GILD	Gilead Sciences	A	2.55	0.00
2013-09-02	BCE	Bce	D	-2.85	0.10	FOXA	Twenty-first Century Fox	A	2.43	0.10
2013-09-02	DO	Diamond Offshore Drilling	C	-1.85	0.50	PXD	Pioneer Natural Resources	A	2.37	0.50
2013-09-02	BTU	Peabody Energy Corp	D	-2.90	0.20	GME	Gamestop Corp New	A	2.53	0.20

Date	Ticker	Name	R	SM	W (%)	Ticker	Name	R	SM	W (%)
2013-09-02	VZ	Verizon Communications	C	-1.85	2.40	BBY	Best Buy	A	2.53	2.40
2013-09-02	PM	Philip Morris International	D	-2.86	2.20	PVH	Pvh	A	2.38	2.20
2013-09-02	EXC	Exelon	D	-2.86	0.40	XEL	Xcel Energy	A	2.21	0.40
2013-10-01	ABT	Abbott Laboratories	C	-1.85	0.90	ALXN	Alexion Pharmaceuticals	A	3.00	0.90
2013-10-01	FE	Firstenergy	D	-2.86	0.30	NI	Nisource	A	2.66	0.30
2013-10-01	AVP	Avon Products	C	-1.86	0.30	WHR	Whirlpool	A	2.44	0.30
2013-10-01	CAT	Caterpillar	D	-2.84	1.40	KSU	Kansas City Southern	A	2.57	1.40
2013-10-01	DE	Deere	D	-2.86	1.70	GWW	Ww Grainger	A	2.45	1.70
2013-10-01	ED	Consolidated Edison	D	-2.86	0.30	NRG	Nrg Energy	A	2.32	0.30
2013-10-01	SPG	Simon Property	C	-1.86	0.10	VTR	Ventas	A	2.22	0.10
2013-10-01	IBM	IBM	D	-2.86	1.80	MU	Micron Technology	A	2.54	1.80
2013-10-01	KO	Coca-cola	C	-1.85	1.30	STZ	Constellation Brands	A	2.54	1.30
2013-10-01	MBT	Manitoba Telecom Sv	C	-1.85	0.10	REGN	Regeneron Pharmaceuticals	A	3.00	0.10
2013-10-01	MO	Altria	C	-1.84	0.60	EA	Electronic Arts	A	2.40	0.60
2013-10-01	PCG	Pg&e	C	-1.86	0.30	EIX	Edison International	A	2.23	0.30
2013-10-01	SCCO	Southern Copper	D	-2.89	0.50	NUE	Nucor	A	2.24	0.50
2013-10-01	T	At&t	D	-2.85	2.10	FTR	Frontier Communications	A	2.19	2.10
2013-10-01	SO	Southern	D	-2.86	0.70	AES	Aes	A	2.23	0.70
2013-10-01	UN	Unilever	C	-1.85	1.50	SNA	Snap-on	A	2.35	1.50
2013-10-01	T	Telus	C	-1.85	0.60	BIIB	Biogen	A	2.88	0.60
2013-10-01	AWC	Alumina	C	-1.84	0.00	MA	Mastercard	A	2.59	0.00
2013-10-01	ENB	Enbridge Aluminum Corporation Of China Adr	C	-1.85	1.30	GILD	Gilead Sciences	A	2.58	1.30
2013-10-01	ACH	Corporation Of China Adr	D	-2.88	0.10	CLF	Cliffs Natural Resources	B	1.22	0.10
2013-10-01	KIM	Kimco Realty	C	-1.87	0.00	CBG	Cbre	A	2.19	0.00
2013-10-01	BCE	Bce	D	-2.85	0.10	BBY	Best Buy	A	2.56	0.10
2013-10-01	DO	Diamond Offshore Drilling	D	-2.86	0.50	PXD	Pioneer Natural Resources	A	2.41	0.50
2013-10-01	BTU	Peabody Energy Corp	D	-2.90	0.20	X	United States Steel	B	1.22	0.20
2013-10-01	VZ	Verizon Communications	C	-1.85	2.30	NFLX	Netflix	A	3.00	2.30
2013-10-01	PM	Philip Morris International	D	-2.84	2.20	PVH	Pvh	A	2.34	2.20
2013-10-01	EXC	Exelon	D	-2.86	0.30	CNP	Centerpoint Energy	A	2.22	0.30
2013-11-01	DTE	Dte Energy	C	-1.84	0.20	NI	Nisource	A	2.67	0.20
2013-11-01	FE	Firstenergy	D	-2.86	0.30	NRG	Nrg Energy	A	2.33	0.30
2013-11-01	ELUXB	Electrolux	C	-1.86	0.20	ALXN	Alexion Pharmaceuticals	A	3.00	0.20
2013-11-01	AVP	Avon Products	C	-1.87	0.30	WHR	Whirlpool	A	2.45	0.30
2013-11-01	SPG	Simon Property	D	-2.86	0.10	AMB	Prologis	A	2.19	0.10
2013-11-01	IBM	IBM	D	-2.86	1.60	MU	Micron Technology	A	2.54	1.60
2013-11-01	IP	International Paper	C	-1.85	0.40	CLF	Cliffs Natural Resources	A	2.29	0.40
2013-11-01	KO	Coca-cola	C	-1.85	1.30	STZ	Constellation Brands	A	2.61	1.30
2013-11-01	MBT	Manitoba Telecom Sv	D	-2.86	0.10	REGN	Regeneron Pharmaceuticals	A	2.96	0.10
2013-11-01	PCG	Pg&e	C	-1.85	0.30	EIX	Edison International	A	2.25	0.30
2013-11-01	PEG	Public Service Enterprise	C	-1.85	0.30	AES	Aes	A	2.24	0.30
2013-11-01	PPL	Ppl	C	-1.85	0.40	CNP	Centerpoint Energy	A	2.22	0.40
2013-11-01	DGE	Diageo	C	-1.85	2.00	BIIB	Biogen	A	2.88	2.00
2013-11-01	SO	Southern	D	-2.86	0.70	XEL	Xcel Energy	A	2.22	0.70
2013-11-01	UN	Unilever	C	-1.85	1.50	EA	Electronic Arts	A	2.39	1.50
2013-11-01	WMT	Wal-mart Stores	C	-1.83	1.30	NFLX	Netflix	A	3.00	1.30
2013-11-01	AWC	Alumina	C	-1.84	0.00	GILD	Gilead Sciences	A	2.65	0.00
2013-11-01	ENB	Enbridge	C	-1.84	1.30	MA	Mastercard	A	2.64	1.30
2013-11-01	KIM	Kimco Realty	C	-1.86	0.00	HST	Host Hotels & Resorts	A	2.19	0.00
2013-11-01	DO	Diamond Offshore Drilling	D	-2.86	0.50	PXD	Pioneer Natural Resources	A	2.43	0.50

Date	Ticker	Name	R	SM	W (%)	Ticker	Name	R	SM	W (%)
2013-11-01	VZ	Verizon Communications	C	-1.84	2.40	FTR	Frontier Communications	A	2.20	2.40
2013-11-01	EXC	Exelon	D	-2.87	0.30	OKE	Oneok	A	2.22	0.30
2013-11-01	CVX	Chevron	C	-1.85	3.10	EOG	Eog Resources	A	2.36	3.10
2013-11-01	BSL	Bluescope Steel	C	-1.85	0.10	BBY	Best Buy	A	2.63	0.10
2013-11-01	AWK	American Water Works	C	-1.84	0.80	AEE	Ameren	A	2.21	0.80
2013-12-02	DTE	Dte Energy	C	-1.85	0.20	NI	Nisource	A	2.67	0.20
2013-12-02	FE	Firstenergy	D	-2.88	0.20	NRG	Nrg Energy	A	2.31	0.20
2013-12-02	ELUXB	Electrolux	D	-2.86	0.20	BIIB	Biogen	A	3.00	0.20
2013-12-02	AVP	Avon Products	C	-1.88	0.20	KORS	Michael Kors	A	2.57	0.20
2013-12-02	SPG	Simon Property	D	-2.86	0.10	CCI	Crown Castle Intl Corp	A	2.19	0.10
2013-12-02	IBM	IBM	D	-2.86	1.60	MU	Micron Technology	A	2.65	1.60
2013-12-02	IP	International Paper	C	-1.84	0.40	X	United States Steel	A	2.27	0.40
2013-12-02	MBT	Manitoba Telecom Sv	D	-2.87	0.10	NFLX	Netflix	A	3.00	0.10
2013-12-02	PCG	Pg&e	C	-1.86	0.20	AES	Aes	A	2.25	0.20
2013-12-02	PEG	Public Service Enterprise	C	-1.85	0.30	EIX	Edison International	A	2.23	0.30
2013-12-02	PPL	Ppl	C	-1.85	0.40	OKE	Oneok	A	2.22	0.40
2013-12-02	BXP	Boston Properties	D	-2.85	0.30	HST	Host Hotels & Resorts	A	2.18	0.30
2013-12-02	DGE	Diageo	C	-1.85	1.90	ALXN	Alexion Pharmaceuticals	A	3.00	1.90
2013-12-02	SCCO	Southern Copper	D	-2.86	0.40	CLF	Cliffs Natural Resources	A	2.26	0.40
2013-12-02	SO	Southern	D	-2.86	0.70	XEL	Xcel Energy	A	2.21	0.70
2013-12-02	UN	Unilever	C	-1.85	1.50	WHR	Whirlpool	A	2.45	1.50
2013-12-02	AWC	Alumina	C	-1.84	0.00	REGN	Regeneron Pharmaceuticals	A	2.99	0.00
2013-12-02	ENB	Enbridge	C	-1.85	1.30	GILD	Gilead Sciences	A	2.69	1.30
2013-12-02	KIM	Kimco Realty	C	-1.86	0.00	CBG	Cbre	A	2.18	0.00
2013-12-02	DO	Diamond Offshore Drilling	D	-2.86	0.50	PXD	Pioneer Natural Resources	A	2.38	0.50
2013-12-02	EXC	Exelon	D	-2.87	0.30	CNP	Centerpoint Energy	A	2.21	0.30
2013-12-02	CVX	Chevron	C	-1.84	3.20	HP	Helmerich & Payne	A	2.33	3.20
2014-01-01	DTE	Dte Energy	C	-1.85	0.20	NI	Nisource	A	2.70	0.20
2014-01-01	FE	Firstenergy	D	-2.87	0.20	NRG	Nrg Energy	A	2.33	0.20
2014-01-01	ELUXB	Electrolux	D	-2.85	0.20	BIIB	Biogen	A	3.00	0.20
2014-01-01	AVP	Avon Products	C	-1.88	0.20	MHK	Mohawk Industries	A	2.61	0.20
2014-01-01	IBM	IBM	D	-2.86	1.60	MU	Micron Technology	A	2.66	1.60
2014-01-01	MBT	Manitoba Telecom Sv	D	-2.86	0.10	NFLX	Netflix	A	3.00	0.10
2014-01-01	PCG	Pg&e	D	-2.86	0.20	AES	Aes	A	2.25	0.20
2014-01-01	PEG	Public Service Enterprise	C	-1.85	0.30	OKE	Oneok	A	2.24	0.30
2014-01-01	PPL	Ppl	C	-1.85	0.30	EIX	Edison International	A	2.23	0.30
2014-01-01	BXP	Boston Properties	D	-2.85	0.30	CBG	Cbre	A	2.20	0.30
2014-01-01	DGE	Diageo	C	-1.84	1.90	ALXN	Alexion Pharmaceuticals	A	3.00	1.90
2014-01-01	SCCO	Southern Copper	D	-2.84	0.40	X	United States Steel	A	2.30	0.40
2014-01-01	SO	Southern	D	-2.86	0.60	XEL	Xcel Energy	A	2.21	0.60
2014-01-01	AWC	Alumina	C	-1.83	0.00	REGN	Regeneron Pharmaceuticals	A	2.92	0.00
2014-01-01	KIM	Kimco Realty	C	-1.87	0.00	HST	Host Hotels & Resorts	A	2.20	0.00
2014-01-01	DO	Diamond Offshore Drilling	D	-2.87	0.40	PXD	Pioneer Natural Resources	A	2.39	0.40
2014-01-01	EXC	Exelon	D	-2.87	0.30	CNP	Centerpoint Energy	A	2.21	0.30
2014-01-01	CVX	Chevron	C	-1.84	3.20	HP	Helmerich & Payne	A	2.36	3.20
2014-02-03	THI	Restaurant Brands International	C	-1.85	0.10	REGN	Regeneron Pharmaceuticals	A	2.95	0.10
2014-02-03	DTE	Dte Energy	C	-1.84	0.20	NI	Nisource	A	2.72	0.20
2014-02-03	FE	Firstenergy	D	-2.88	0.20	OKE	Oneok	A	2.26	0.20
2014-02-03	ELUXB	Electrolux	D	-2.88	0.20	GILD	Gilead Sciences	A	2.72	0.20

Date	Ticker	Name	R	SM	W (%)	Ticker	Name	R	SM	W (%)
2014-02-03	AVP	Avon Products	D	-2.90	0.20	MHK	Mohawk Industries	A	2.56	0.20
2014-02-03	TECK.B	Teck Resources	C	-1.86	0.10	STZ	Constellation Brands	A	2.70	0.10
2014-02-03	WIN	Windstream Holdings	D	-2.86	0.20	FTR	Frontier Communications	A	2.19	0.20
2014-02-03	DUK	Duke Energy	C	-1.84	2.10	EIX	Edison International	A	2.24	2.10
2014-02-03	ED	Consolidated Edison	D	-2.85	0.30	AES	Aes	A	2.24	0.30
2014-02-03	SPG	Simon Property	D	-2.84	0.10	CBG	Cbre	A	2.20	0.10
2014-02-03	IBM	IBM	D	-2.87	1.60	MU	Micron Technology	A	2.69	1.60
2014-02-03	MBT	Manitoba Telecom Sv	D	-2.86	0.10	MA	Mastercard	A	2.64	0.10
2014-02-03	COP	Conocophillips	C	-1.86	1.30	HP	Helmerich & Payne	A	2.37	1.30
2014-02-03	PCG	Pg&e	D	-2.86	0.30	AEE	Ameren	A	2.22	0.30
2014-02-03	PEG	Public Service Enterprise	C	-1.85	0.30	CNP	Centerpoint Energy	A	2.21	0.30
2014-02-03	PPL	Ppl	C	-1.85	0.40	CMS	Cms Energy	A	2.20	0.40
2014-02-03	DGE	Diageo	D	-2.86	1.80	GNW	Genworth Financial	A	2.58	1.80
2014-02-03	T	At&t	D	-2.85	2.00	BIIB	Biogen	A	3.00	2.00
2014-02-03	SO	Southern	D	-2.86	0.70	XEL	Xcel Energy	B	1.17	0.70
2014-02-03	MWV	MeadWestvaco	C	-1.85	0.70	ADS	Alliance Data Systems	A	2.67	0.70
2014-02-03	KIM	Kimco Realty	D	-2.86	0.00	AMT	American Tower	A	2.19	0.00
2014-02-03	DO	Diamond Offshore Drilling	D	-2.89	0.40	EQT	Eqt	A	2.35	0.40
2014-02-03	BTU	Peabody Energy Corp	C	-1.86	0.10	X	United States Steel	A	2.26	0.10
2014-02-03	VZ	Verizon Communications	C	-1.85	2.30	NFLX	Netflix	A	3.00	2.30
2014-02-03	PM	Philip Morris International	D	-2.86	1.90	KORS	Michael Kors	A	2.53	1.90
2014-02-03	EXC	Exelon	D	-2.86	0.30	ALXN	Alexion Pharmaceuticals	A	3.00	0.30
2014-02-03	CVX	Chevron	C	-1.86	3.10	EOG	Eog Resources	A	2.32	3.10
2014-03-03	THI	Restaurant Brands International	C	-1.84	0.10	REGN	Regeneron Pharmaceuticals	A	3.00	0.10
2014-03-03	DTE	Dte Energy	C	-1.84	0.20	NI	Nisource	A	2.73	0.20
2014-03-03	FE	Firstenergy	D	-2.88	0.20	OKE	Oneok	A	2.27	0.20
2014-03-03	ELUXB	Electrolux	D	-2.87	0.20	ADS	Alliance Data Systems	A	2.79	0.20
2014-03-03	AVP	Avon Products	D	-2.90	0.20	KORS	Michael Kors	A	2.68	0.20
2014-03-03	TECK.B	Teck Resources	C	-1.87	0.10	STZ	Constellation Brands	A	2.75	0.10
2014-03-03	CB	Chubb Corp	C	-1.85	1.40	GNW	Genworth Financial	A	2.62	1.40
2014-03-03	WIN	Windstream Holdings	D	-2.84	0.30	FTR	Frontier Communications	A	2.21	0.30
2014-03-03	CLX	Clorox	C	-1.85	1.30	MHK	Mohawk Industries	A	2.57	1.30
2014-03-03	DUK	Duke Energy	C	-1.84	2.00	EIX	Edison International	A	2.26	2.00
2014-03-03	ED	Consolidated Edison	D	-2.84	0.30	AES	Aes	A	2.24	0.30
2014-03-03	TRV	Travelers Companies	C	-1.85	2.60	TMK	Torchmark	A	2.38	2.60
2014-03-03	LB	L Brands	C	-1.86	0.50	NFLX	Netflix	A	3.00	0.50
2014-03-03	MCD	Mcdonald's	D	-2.85	1.70	TRIP	Tripadvisor	A	2.68	1.70
2014-03-03	MUR	Murphy Oil	C	-1.85	0.30	HP	Helmerich & Payne	A	2.42	0.30
2014-03-03	OXY	Occidental Petroleum	C	-1.84	1.00	EQT	Eqt	A	2.38	1.00
2014-03-03	COP	Conocophillips	C	-1.85	1.30	EOG	Eog Resources	A	2.38	1.30
2014-03-03	PG	Procter & Gamble	C	-1.85	1.60	WHR	Whirlpool	A	2.43	1.60
2014-03-03	DGE	Diageo	D	-2.86	1.80	GILD	Gilead Sciences	A	2.75	1.80
2014-03-03	T	At&t	D	-2.85	1.90	BIIB	Biogen	A	3.00	1.90
2014-03-03	WMT	Wal-mart Stores	C	-1.85	1.30	SWY	Safeway Inc	A	2.42	1.30
2014-03-03	DO	Diamond Offshore Drilling	D	-2.89	0.40	BHI	Baker Hughes	A	2.26	0.40
2014-03-03	BTU	Peabody Energy Corp	D	-2.85	0.10	AA	Alcoa	A	2.25	0.10
2014-03-03	VZ	Verizon Communications	D	-2.84	2.20	ALXN	Alexion Pharmaceuticals	A	3.00	2.20
2014-03-03	PM	Philip Morris International	D	-2.85	1.90	HAR	Harman Ind Inc	A	2.42	1.90

Date	Ticker	Name	R	SM	W (%)	Ticker	Name	R	SM	W (%)
2014-03-03	CVX	Chevron	C	-1.85	3.00	NBR	Nabors Industries	A	2.26	3.00
2014-04-01	THI	Restaurant Brands International	C	-1.84	0.10	BIIB	Biogen	A	3.00	0.10
2014-04-01	ELUXB	Electrolux	D	-2.88	0.10	ALXN	Alexion Pharmaceuticals	A	3.00	0.10
2014-04-01	AVP	Avon Products	D	-2.90	0.20	KORS	Michael Kors	A	2.66	0.20
2014-04-01	TECK.B	Teck Resources	D	-2.87	0.10	REGN	Regeneron Pharmaceuticals	A	3.00	0.10
2014-04-01	CB	Chubb Corp	D	-2.85	1.30	GNW	Genworth Financial	A	2.72	1.30
2014-04-01	CLX	Clorox	C	-1.85	1.30	MHK	Mohawk Industries	A	2.56	1.30
2014-04-01	ED	Consolidated Edison	D	-2.85	0.30	NI	Nisource	A	2.76	0.30
2014-04-01	EMR	Emerson Electric	C	-1.84	0.00	ADS	Alliance Data Systems	A	2.77	0.00
2014-04-01	TRV	Travelers Companies	C	-1.85	2.60	TMK	Torchmark	A	2.39	2.60
2014-04-01	IP	International Paper	C	-1.85	0.30	X	United States Steel	A	2.29	0.30
2014-04-01	KO	Coca-cola	D	-2.85	1.30	STZ	Constellation Brands	A	2.79	1.30
2014-04-01	LB	L Brands	C	-1.85	0.50	SWY	Safeway Inc	A	2.42	0.50
2014-04-01	MO	Altria	C	-1.84	0.60	WHR	Whirlpool	A	2.47	0.60
2014-04-01	MUR	Murphy Oil	C	-1.84	0.30	HP	Helmerich & Payne	A	2.46	0.30
2014-04-01	COP	Conocophillips	C	-1.84	1.40	EOG	Eog Resources	A	2.39	1.40
2014-04-01	PG	Procter & Gamble	C	-1.84	1.60	HAR	Harman Ind Inc	A	2.44	1.60
2014-04-01	DGE	Diageo	D	-2.86	1.80	MU	Micron Technology	A	2.74	1.80
2014-04-01	WY	Weyerhaeuser	C	-1.85	0.30	CBG	Cbre	A	2.21	0.30
2014-04-01	DO	Diamond Offshore Drilling	D	-2.89	0.40	EQT	Eqt	A	2.37	0.40
2014-04-01	BTU	Peabody Energy Corp	D	-2.86	0.10	AA	Alcoa	A	2.28	0.10
2014-04-01	VZ	Verizon Communications	D	-2.84	2.20	FTR	Frontier Communications	A	2.25	2.20
2014-04-01	PM	Philip Morris International	D	-2.85	1.90	SNA	Snap-on	A	2.40	1.90
2014-04-01	CVX	Chevron	D	-2.84	3.00	NBR	Nabors Industries	A	2.28	3.00
2014-05-01	AVP	Avon Products	D	-2.91	0.20	KORS	Michael Kors	A	2.64	0.20
2014-05-01	TECK.B	Teck Resources	D	-2.86	0.10	BIIB	Biogen	A	3.00	0.10
2014-05-01	BEN	Franklin Resources	C	-1.85	0.00	AMP	Ameriprise Financial	A	2.50	0.00
2014-05-01	CLX	Clorox	C	-1.84	1.30	WHR	Whirlpool	A	2.46	1.30
2014-05-01	EMR	Emerson Electric	C	-1.84	0.00	IR	Ingersoll-rand	A	2.49	0.00
2014-05-01	IP	International Paper	C	-1.84	0.30	AA	Alcoa	A	2.30	0.30
2014-05-01	LB	L Brands	C	-1.86	0.40	SWY	Safeway Inc	A	2.43	0.40
2014-05-01	MUR	Murphy Oil	C	-1.84	0.30	HP	Helmerich & Payne	A	2.45	0.30
2014-05-01	NWL	Newell Brands	C	-1.85	0.50	HAR	Harman Ind Inc	A	2.43	0.50
2014-05-01	DGE	Diageo	D	-2.86	1.70	ALXN	Alexion Pharmaceuticals	A	3.00	1.70
2014-05-01	DO	Diamond Offshore Drilling	D	-2.88	0.40	EQT	Eqt	A	2.41	0.40
2014-05-01	C	Citigroup	D	-2.86	0.20	HBAN	Huntington Bancshares	A	2.33	0.20
2014-05-01	VZ	Verizon Communications	D	-2.84	2.10	FTR	Frontier Communications	A	2.26	2.10
2014-06-02	THI	Restaurant Brands International	C	-1.84	0.10	NI	Nisource	A	2.80	0.10
2014-06-02	AVP	Avon Products	D	-2.90	0.20	KORS	Michael Kors	A	2.65	0.20
2014-06-02	TECK.B	Teck Resources	D	-2.87	0.10	DAL	Delta Air Lines	A	2.79	0.10
2014-06-02	BAC	Bank Of America	C	-1.86	0.80	HBAN	Huntington Bancshares	A	2.34	0.80
2014-06-02	IP	International Paper	C	-1.84	0.40	AA	Alcoa	A	2.30	0.40
2014-06-02	LNC	Lincoln National	C	-1.84	0.80	GNW	Genworth Financial	A	2.70	0.80
2014-06-02	LB	L Brands	C	-1.85	0.40	SWY	Safeway Inc	A	2.43	0.40
2014-06-02	NWL	Newell Brands	C	-1.85	0.50	WHR	Whirlpool	A	2.44	0.50
2014-06-02	PFE	Pfizer	C	-1.85	1.10	BIIB	Biogen	A	3.00	1.10
2014-06-02	CCO	Cameco	C	-1.87	0.30	STZ	Constellation Brands	A	2.78	0.30

Date	Ticker	Name	R	SM	W (%)	Ticker	Name	R	SM	W (%)
2014-06-02	CBS	Cbs	C	-1.85	1.20	DIS	Walt Disney	A	2.48	1.20
2014-06-02	BHP	Bhp Billiton	C	-1.85	1.50	GILD	Gilead Sciences	A	2.75	1.50
2014-06-02	BMY	Bristol-myers Squibb	C	-1.86	2.00	ALXN	Alexion Pharmaceuticals	A	3.00	2.00
2014-06-02	C	Citigroup	D	-2.86	0.20	USB	Us Bancorp	A	2.31	0.20
2014-07-01	THI	Restaurant Brands International	C	-1.84	0.10	NI	Nisource	A	2.83	0.10
2014-07-01	AVP	Avon Products	D	-2.90	0.20	KORS	Michael Kors Constellation Brands	A	2.62	0.20
2014-07-01	TECK.B	Teck Resources	D	-2.87	0.10	STZ	Huntington Bancshares	A	2.82	0.10
2014-07-01	BAC	Bank Of America	C	-1.85	0.80	HBAN	Hewlett-Packard	A	2.35	0.80
2014-07-01	IBM	IBM	C	-1.84	1.60	HPQ	Genworth Financial	A	2.49	1.60
2014-07-01	LNC	Lincoln National	C	-1.84	0.80	GNW	Harman Ind Inc	A	2.71	0.80
2014-07-01	NWL	Newell Brands	C	-1.84	0.50	HAR	Biogen	A	2.45	0.50
2014-07-01	PFE	Pfizer	C	-1.85	1.10	BIIB	Delta Air Lines	A	3.00	1.10
2014-07-01	CCO	Cameco	C	-1.87	0.30	DAL	Walt Disney	A	2.79	0.30
2014-07-01	CBS	Cbs	C	-1.84	1.30	DIS	Alcoa	A	2.50	1.30
2014-07-01	ACH	Aluminum Corporation Of China Adr	C	-1.84	0.10	AA	Gilead Sciences	A	2.32	0.10
2014-07-01	BHP	Bhp Billiton	C	-1.85	1.50	GILD	Alexion Pharmaceuticals	A	2.78	1.50
2014-07-01	BMY	Bristol-myers Squibb	C	-1.86	1.90	ALXN	Us Bancorp	A	3.00	1.90
2014-07-01	C	Citigroup	D	-2.84	0.20	USB	Gilead Sciences	A	2.32	0.20
2014-08-01	THI	Restaurant Brands International	C	-1.83	0.10	GILD	Michael Kors	A	2.84	0.10
2014-08-01	AVP	Avon Products	D	-2.91	0.20	KORS	Us Bancorp	A	2.57	0.20
2014-08-01	BAC	Bank Of America	C	-1.86	0.80	USB	Nisource	A	2.30	0.80
2014-08-01	D	Dominion Resources	C	-1.85	0.80	NI	Ingersoll-rand	A	2.79	0.80
2014-08-01	DE	Deere	C	-1.85	1.70	IR	Ryder System	A	2.48	1.70
2014-08-01	EMR	Emerson Electric	C	-1.85	0.00	R	Hewlett-Packard	A	2.43	0.00
2014-08-01	IBM	IBM	C	-1.84	1.60	HPQ	Delta Air Lines	A	2.50	1.60
2014-08-01	MCD	Mcdonald's	C	-1.85	1.60	DAL	Oneok	A	2.73	1.60
2014-08-01	ES	Eversource Energy	C	-1.85	0.30	OKE	Lyondellbasell Industries	A	2.29	0.30
2014-08-01	OLN	Olin	C	-1.85	0.50	LYB	Edison International	A	2.48	0.50
2014-08-01	PEG	Public Service Enterprise	C	-1.86	0.30	EIX	Biogen	A	2.28	0.30
2014-08-01	PFE	Pfizer	C	-1.85	1.10	BIIB	Whirlpool	A	3.00	1.10
2014-08-01	PG	Procter & Gamble	C	-1.84	1.60	WHR	Constellation Brands	A	2.44	1.60
2014-08-01	DGE	Diageo	D	-2.85	1.70	STZ	Lockheed Martin	A	2.77	1.70
2014-08-01	RTN	Raytheon	C	-1.85	2.30	LMT	Pepco Holdings	A	2.41	2.30
2014-08-01	WEC	Wec Energy	C	-1.85	0.30	POM	Safeway Inc	A	2.25	0.30
2014-08-01	WMT	Wal-mart Stores	C	-1.85	1.20	SWY	Delphi Automotive	A	2.43	1.20
2014-08-01	CCO	Cameco	C	-1.87	0.30	DLPH	Walt Disney	A	2.57	0.30
2014-08-01	CBS	Cbs	C	-1.86	1.20	DIS	Alexion Pharmaceuticals	A	2.49	1.20
2014-08-01	BMY	Bristol-myers Squibb	C	-1.85	2.00	ALXN	Helmerich & Payne	A	3.00	2.00
2014-08-01	DO	Diamond Offshore Drilling	D	-2.85	0.40	HP	Alcoa	A	2.45	0.40
2014-08-01	BTU	Peabody Energy Corp	D	-2.87	0.10	AA	Southwest Airlines	A	2.36	0.10
2014-08-01	BSL	Bluescope Steel	C	-1.84	0.10	LUV	Ingersoll-rand	A	2.54	0.10
2014-09-01	ROK	Rockwell Automation	C	-1.85	0.60	IR	Michael Kors	A	2.49	0.60
2014-09-01	AVP	Avon Products	D	-2.90	0.20	KORS	Principal Financial	A	2.55	0.20
2014-09-01	CB	Chubb Corp	C	-1.84	1.30	PFG	Nisource	A	2.43	1.30
2014-09-01	D	Dominion Resources	C	-1.84	0.80	NI	Ryder System	A	2.84	0.80
2014-09-01	DE	Deere	C	-1.85	1.60	R	Oneok	A	2.45	1.60
2014-09-01	DUK	Duke Energy Consolidated	C	-1.84	2.00	OKE	Edison International	A	2.32	2.00
2014-09-01	ED	Edison	C	-1.83	0.30	EIX	Lockheed Martin	A	2.30	0.30
2014-09-01	EMR	Emerson Electric	C	-1.84	0.00	LMT	Cintas	A	2.43	0.00
2014-09-01	GE	General Electric	C	-1.85	1.80	CTAS	Southwest Airlines	A	2.41	1.80
2014-09-01	MCD	Mcdonald's	C	-1.85	1.60	LUV	Lyondellbasell Industries	A	2.61	1.60
2014-09-01	OLN	Olin	C	-1.84	0.50	LYB	Pepco Holdings	A	2.52	0.50
2014-09-01	PEG	Public Service Enterprise	C	-1.85	0.30	POM	Biogen	A	2.25	0.30
2014-09-01	PFE	Pfizer	C	-1.85	1.00	BIIB		A	3.00	1.00

Date	Ticker	Name	R	SM	W (%)	Ticker	Name	R	SM	W (%)
2014-09-01	DGE	Diageo	D	-2.85	1.60	GILD	Gilead Sciences	A	2.99	1.60
2014-09-01	RTN	Raytheon	C	-1.84	2.40	FISV	Fiserv	A	2.40	2.40
2014-09-01	T	At&t	C	-1.84	1.90	FTR	Frontier Communications	A	2.30	1.90
2014-09-01	WEC	Wec Energy	C	-1.85	0.30	CMS	Cms Energy	A	2.22	0.30
2014-09-01	WMT	Wal-mart Stores	C	-1.84	1.20	SWY	Safeway Inc	A	2.43	1.20
2014-09-01	CCO	Cameco	C	-1.87	0.30	STZ	Constellation Brands	A	2.81	0.30
2014-09-01	CNX	Consol Energy	C	-1.86	0.30	AA	Alcoa	A	2.36	0.30
2014-09-01	BMJ	Bristol-myers Squibb	C	-1.85	2.00	ALXN	Alexion Pharmaceuticals	A	3.00	2.00
2014-09-01	DO	Diamond Offshore Drilling	D	-2.86	0.30	HP	Helmerich & Payne	A	2.45	0.30
2014-09-01	BTU	Peabody Energy Corp	D	-2.86	0.10	ATI	Allegheny Technologies	A	2.26	0.10
2014-09-01	BSL	Bluescope Steel	C	-1.86	0.10	DLPH	Delphi Automotive	A	2.59	0.10
2014-10-01	ROK	Rockwell Automation	C	-1.86	0.50	URI	United Rentals	A	2.64	0.50
2014-10-01	AVP	Avon Products	D	-2.92	0.20	KORS	Michael Kors	A	2.50	0.20
2014-10-01	BEN	Franklin Resources	C	-1.84	0.00	AMP	Ameriprise Financial	A	2.53	0.00
2014-10-01	CAT	Caterpillar	C	-1.85	1.50	R	Ryder System	A	2.44	1.50
2014-10-01	CB	Chubb Corp	C	-1.84	1.40	PFJ	Principal Financial	A	2.40	1.40
2014-10-01	D	Dominion Resources	C	-1.84	0.80	NI	Nisource	A	2.87	0.80
2014-10-01	DE	Deere	C	-1.86	1.60	LMT	Lockheed Martin	A	2.44	1.60
2014-10-01	EMR	Emerson Electric	D	-2.85	0.00	CTAS	Cintas	A	2.43	0.00
2014-10-01	NEE	Nextera Energy	C	-1.85	1.00	OKE	Oneok	A	2.29	1.00
2014-10-01	GE	General Electric	C	-1.85	1.80	FISV	Fiserv	A	2.40	1.80
2014-10-01	MCD	Mcdonald's	D	-2.85	1.60	LUV	Southwest Airlines	A	2.62	1.60
2014-10-01	ES	Eversource Energy	C	-1.84	0.30	EIX	Edison International	A	2.28	0.30
2014-10-01	OLN	Olin	C	-1.86	0.50	LYB	Lyondellbasell Industries	A	2.48	0.50
2014-10-01	OXY	Occidental Petroleum	C	-1.85	1.00	HP	Helmerich & Payne	A	2.40	1.00
2014-10-01	PEG	Public Service Enterprise	C	-1.85	0.30	POM	Pepco Holdings	A	2.24	0.30
2014-10-01	PFE	Pfizer	D	-2.85	1.10	BIIB	Biogen	A	3.00	1.10
2014-10-01	DGE	Diageo	D	-2.85	1.70	ALXN	Alexion Pharmaceuticals	A	3.00	1.70
2014-10-01	SCCO	Southern Copper	C	-1.85	0.50	AA	Alcoa	A	2.34	0.50
2014-10-01	SLB	Schlumberger	C	-1.86	0.80	XEC	Cimarex Energy	A	2.32	0.80
2014-10-01	STI	Suntrust Banks	C	-1.85	0.10	MTB	M&t Bank	A	2.30	0.10
2014-10-01	VNO	Vornado Realty Trust	C	-1.85	0.30	AMT	American Tower	A	2.23	0.30
2014-10-01	WEC	Wec Energy	C	-1.85	0.30	CMS	Cms Energy	A	2.22	0.30
2014-10-01	CCO	Cameco	C	-1.88	0.30	GILD	Gilead Sciences	A	2.97	0.30
2014-10-01	CBS	Cbs	C	-1.86	1.10	DIS	Walt Disney	A	2.50	1.10
2014-10-01	CNX	Consol Energy	C	-1.87	0.30	NEM	Newmont Mining	A	2.18	0.30
2014-10-01	BCE	Bce	C	-1.84	0.10	STZ	Constellation Brands	A	2.79	0.10
2014-10-01	DO	Diamond Offshore Drilling	D	-2.89	0.30	WMB	Williams Companies	A	2.28	0.30
2014-10-01	BTU	Peabody Energy Corp	D	-2.90	0.10	NUE	Nucor	A	2.18	0.10
2014-10-01	XOM	Exxon Mobil	C	-1.85	2.90	NFX	Newfield Exploration	A	2.25	2.90
2014-10-01	BSL	Bluescope Steel	C	-1.86	0.10	DLPH	Delphi Automotive	A	2.52	0.10
2014-11-03	ROK	Rockwell Automation	D	-2.86	0.50	URI	United Rentals	A	2.68	0.50
2014-11-03	APD	Air Products & Chemicals	C	-1.83	0.80	LYB	Lyondellbasell Industries	A	2.40	0.80
2014-11-03	AVP	Avon Products	D	-2.93	0.10	WHR	Whirlpool	A	2.52	0.10
2014-11-03	TECK.B	Teck Resources	D	-2.89	0.10	GILD	Gilead Sciences	A	3.00	0.10
2014-11-03	BEN	Franklin Resources	C	-1.84	0.00	AMP	Ameriprise Financial	A	2.56	0.00
2014-11-03	CAT	Caterpillar	C	-1.85	1.50	LMT	Lockheed Martin	A	2.47	1.50
2014-11-03	DE	Deere	D	-2.85	1.60	CTAS	Cintas	A	2.45	1.60
2014-11-03	EMR	Emerson Electric	D	-2.84	0.00	R	Ryder System	A	2.44	0.00
2014-11-03	GE	General Electric	D	-2.85	1.80	FISV	Fiserv	A	2.43	1.80
2014-11-03	HAL	Halliburton	C	-1.88	1.00	HP	Helmerich & Payne	A	2.36	1.00
2014-11-03	IBM	IBM	C	-1.86	1.40	HPQ	Hewlett-Packard	A	2.51	1.40

Date	Ticker	Name	R	SM	W (%)	Ticker	Name	R	SM	W (%)
2014-11-03	IP	International Paper	C	-1.83	0.40	AA	Alcoa	A	2.37	0.40
2014-11-03	MCD	Mcdonald's	D	-2.85	1.60	LUV	Southwest Airlines	A	2.68	1.60
2014-11-03	MUR	Murphy Oil	D	-2.87	0.20	WMB	Williams Companies	A	2.28	0.20
2014-11-03	OLN	Olin	C	-1.86	0.50	ECL	Ecolab	A	2.38	0.50
2014-11-03	OXY	Occidental Petroleum	C	-1.86	0.90	TSO	Tesoro	A	2.26	0.90
2014-11-03	COP	Conocophillips	C	-1.86	1.30	PSX	Phillips 66	A	2.23	1.30
2014-11-03	SCCO	Southern Copper	C	-1.85	0.40	NUE	Nucor	A	2.18	0.40
2014-11-03	T	At&t	D	-2.84	1.90	FTR	Frontier Communications	A	2.28	1.90
2014-11-03	SLB	Schlumberger	C	-1.86	0.80	KMI	Kinder Morgan	A	2.21	0.80
2014-11-03	BP	Bp Adr	D	-2.87	0.50	FSLR	First Solar	A	2.20	0.50
2014-11-03	STI	Suntrust Banks	C	-1.84	0.10	MTB	M&t Bank	A	2.30	0.10
2014-11-03	UTX	United Technologies	D	-2.85	1.70	UNP	Union Pacific	A	2.42	1.70
2014-11-03	BNS	Bank Of Nova Scotia	C	-1.85	1.40	ALXN	Alexion Pharmaceuticals	A	3.00	1.40
2014-11-03	CCO	Cameco	D	-2.88	0.30	NI	Nisource	A	2.90	0.30
2014-11-03	RIO	Rio Tinto	D	-2.86	0.70	DLPH	Delphi Automotive	A	2.59	0.70
2014-11-03	CBS	Cbs	D	-2.85	1.10	DIS	Walt Disney	A	2.53	1.10
2014-11-03	MWV	MeadWestvaco	C	-1.84	0.80	FDX	Fedex	A	2.33	0.80
2014-11-03	CNX	Consol Energy	C	-1.87	0.30	NEM	Newmont Mining	A	2.15	0.30
2014-11-03	BHP	Bhp Billiton	D	-2.86	1.40	WDC	Western Digital	A	2.50	1.40
2014-11-03	SE	Spectra Energy	C	-1.85	0.50	MPC	Marathon Petroleum	A	2.20	0.50
2014-11-03	DO	Diamond Offshore Drilling	D	-2.89	0.30	APC	Anadarko Petroleum	A	2.19	0.30
2014-11-03	BTU	Peabody Energy Corp	D	-2.91	0.10	BIIB	Biogen	A	3.00	0.10
2014-11-03	XOM	Exxon Mobil	C	-1.85	2.90	HES	Hess	A	2.19	2.90
2014-11-03	VZ	Verizon Communications	C	-1.84	2.20	CTL	Centurylink	A	2.25	2.20
2014-11-03	CVX	Chevron	D	-2.86	2.90	NOV	National Oilwell Varco	A	2.18	2.90
2014-11-03	BSL	Bluescope Steel	C	-1.87	0.10	AMGN	Amgen	A	2.50	0.10
2014-12-01	ROK	Rockwell Automation	D	-2.85	0.50	URI	United Rentals	A	2.65	0.50
2014-12-01	AVP	Avon Products	D	-2.93	0.10	WHR	Whirlpool	A	2.56	0.10
2014-12-01	TECK.B	Teck Resources	D	-2.89	0.10	BIIB	Biogen	A	3.00	0.10
2014-12-01	CAT	Caterpillar	C	-1.85	1.50	LMT	Lockheed Martin Level 3	A	2.47	1.50
2014-12-01	WIN	Windstream Holdings	C	-1.86	0.30	LVLTL	Level 3 Communications	A	2.38	0.30
2014-12-01	HAL	Halliburton	C	-1.91	0.70	HP	Helmerich & Payne	A	2.29	0.70
2014-12-01	IBM	IBM	D	-2.86	1.30	HPQ	Hewlett-Packard	A	2.55	1.30
2014-12-01	MBT	Manitoba Telecom Sv	D	-2.85	0.10	ALXN	Alexion Pharmaceuticals	A	3.00	0.10
2014-12-01	MUR	Murphy Oil	D	-2.88	0.20	TSO	Tesoro	A	2.26	0.20
2014-12-01	OLN	Olin	D	-2.86	0.50	LYB	Lyondellbasell Industries	A	2.35	0.50
2014-12-01	OXY	Occidental Petroleum	D	-2.87	0.80	KMI	Kinder Morgan	A	2.22	0.80
2014-12-01	COP	Conocophillips	C	-1.87	1.30	PSX	Phillips 66	A	2.22	1.30
2014-12-01	SCCO	Southern Copper	C	-1.85	0.40	AA	Alcoa	A	2.37	0.40
2014-12-01	SLB	Schlumberger	C	-1.88	0.70	MPC	Marathon Petroleum	A	2.20	0.70
2014-12-01	BP	Bp Adr	D	-2.88	0.50	NOV	National Oilwell Varco	A	2.17	0.50
2014-12-01	BNS	Bank Of Nova Scotia	C	-1.85	1.40	GILD	Gilead Sciences	A	2.92	1.40
2014-12-01	CCO	Cameco	D	-2.87	0.30	NI	Nisource	A	2.88	0.30
2014-12-01	RIO	Rio Tinto	D	-2.87	0.70	LUV	Southwest Airlines	A	2.77	0.70
2014-12-01	CBS	Cbs	D	-2.85	1.10	DIS	Walt Disney	A	2.53	1.10
2014-12-01	BHP	Bhp Billiton	D	-2.88	1.20	DLPH	Delphi Automotive	A	2.62	1.20
2014-12-01	SE	Spectra Energy	C	-1.86	0.40	HES	Hess	A	2.17	0.40
2014-12-01	DO	Diamond Offshore Drilling	D	-2.90	0.20	APC	Anadarko Petroleum	A	2.16	0.20
2014-12-01	BTU	Peabody Energy Corp	D	-2.92	0.10	NUE	Nucor	A	2.18	0.10
2014-12-01	XOM	Exxon Mobil	D	-2.85	2.80	FSLR	First Solar	A	2.16	2.80
2014-12-01	CVX	Chevron	D	-2.86	2.80	CAM	Cameron International Corp.	A	2.15	2.80

Date	Ticker	Name	R	SM	W (%)	Ticker	Name	R	SM	W (%)
2014-12-01	BSL	Bluescope Steel	D	-2.88	0.10	AMP	Ameriprise Financial	A	2.58	0.10
2015-01-01	AVP	Avon Products	D	-2.94	0.10	WHR	Whirlpool	A	2.59	0.10
2015-01-01	TD	Toronto-dominion Bank	C	-1.84	0.90	AMP	Ameriprise Financial	A	2.59	0.90
2015-01-01	TECK.B	Teck Resources	D	-2.90	0.10	WDC	Western Digital	A	2.55	0.10
2015-01-01	CAT	Caterpillar	C	-1.86	1.40	URI	United Rentals	A	2.62	1.40
2015-01-01	WIN	Windstream Holdings	C	-1.88	0.30	LVL	Level 3 Communications	A	2.39	0.30
2015-01-01	HAL	Halliburton	D	-2.91	0.70	TSO	Tesoro	A	2.26	0.70
2015-01-01	IBM	IBM	D	-2.86	1.30	HPQ	Hewlett-Packard	A	2.57	1.30
2015-01-01	MBT	Manitoba Telecom Sv	D	-2.86	0.10	CVS	Cvs Health	A	2.50	0.10
2015-01-01	MUR	Murphy Oil	D	-2.88	0.20	KMI	Kinder Morgan	A	2.23	0.20
2015-01-01	OLN	Olin	D	-2.87	0.40	LYB	Lyondellbasell Industries	A	2.36	0.40
2015-01-01	OXY	Occidental Petroleum	D	-2.87	0.80	MPC	Marathon Petroleum	A	2.20	0.80
2015-01-01	COP	Conocophillips	C	-1.87	1.30	APC	Anadarko Petroleum	A	2.17	1.30
2015-01-01	SCCO	Southern Copper	C	-1.86	0.40	AA	Alcoa	A	2.34	0.40
2015-01-01	SLB	Schlumberger	C	-1.88	0.70	NOV	National Oilwell Varco	A	2.17	0.70
2015-01-01	BP	Bp Adr	D	-2.88	0.50	COG	Cabot Oil & Gas	B	1.17	0.50
2015-01-01	BMO	Bank Of Montreal	C	-1.84	0.40	AMGN	Amgen	A	2.49	0.40
2015-01-01	BNS	Bank Of Nova Scotia	C	-1.85	1.40	AVGO	Avago Technologies	A	2.49	1.40
2015-01-01	CCO	Cameco	D	-2.89	0.30	CM-CSA	Comcast	A	2.49	0.30
2015-01-01	RIO	Rio Tinto	D	-2.87	0.70	CTAS	Cintas	A	2.49	0.70
2015-01-01	CBS	Cbs	D	-2.85	1.10	DIS	Walt Disney	A	2.54	1.10
2015-01-01	MRO	Marathon Oil	D	-2.89	0.90	BIIB	Biogen	A	3.00	0.90
2015-01-01	TOT	Total Adr	D	-2.88	1.40	ALXN	Alexion Pharmaceuticals	A	3.00	1.40
2015-01-01	BHP	Bhp Billiton	D	-2.88	1.20	CMG	Chipotle Mexican Grill	A	2.48	1.20
2015-01-01	SE	Spectra Energy	C	-1.86	0.40	NI	Nisource	A	2.90	0.40
2015-01-01	DO	Diamond Offshore Drilling	D	-2.88	0.30	GILD	Gilead Sciences	A	2.87	0.30
2015-01-01	BTU	Peabody Energy Corp	D	-2.93	0.10	LUV	Southwest Airlines	A	2.81	0.10
2015-01-01	XOM	Exxon Mobil	D	-2.85	2.80	DLP	Delphi Automotive	A	2.62	2.80
2015-01-01	CVX	Chevron	D	-2.86	2.80	RCL	Royal Caribbean Cruises	A	2.61	2.80
2015-02-02	AVP	Avon Products	D	-2.94	0.10	WHR	Whirlpool	A	2.61	0.10
2015-02-02	TD	Toronto-dominion Bank	C	-1.85	0.80	RCL	Royal Caribbean Cruises	A	2.55	0.80
2015-02-02	TECK.B	Teck Resources	D	-2.89	0.10	DIS	Walt Disney	A	2.53	0.10
2015-02-02	CAT	Caterpillar	C	-1.88	1.20	URI	United Rentals	A	2.52	1.20
2015-02-02	WIN	Windstream Holdings	C	-1.88	0.30	LVL	Level 3 Communications	A	2.39	0.30
2015-02-02	DOW	Dow Chemical	D	-2.86	0.50	SIAL	Sigma Aldrich	A	2.34	0.50
2015-02-02	GE	General Electric	D	-2.85	1.70	CTAS	Cintas	A	2.50	1.70
2015-02-02	HAL	Halliburton	D	-2.91	0.70	TSO	Tesoro	A	2.29	0.70
2015-02-02	IBM	IBM	D	-2.87	1.30	HPQ	Hewlett-Packard	A	2.52	1.30
2015-02-02	JNJ	Johnson & Johnson	C	-1.85	1.10	BIIB	Biogen	A	3.00	1.10
2015-02-02	MBT	Manitoba Telecom Sv	D	-2.87	0.10	CVS	Cvs Health	A	2.52	0.10
2015-02-02	MSFT	Microsoft	C	-1.86	0.50	AVGO	Avago Technologies	A	2.50	0.50
2015-02-02	MUR	Murphy Oil	D	-2.88	0.20	KMI	Kinder Morgan	A	2.22	0.20
2015-02-02	OXY	Occidental Petroleum	D	-2.87	0.80	MPC	Marathon Petroleum	A	2.21	0.80
2015-02-02	COP	Conocophillips	C	-1.87	1.20	VLO	Valero Energy	B	1.21	1.20
2015-02-02	SCCO	Southern Copper	D	-2.86	0.40	AA	Alcoa	A	2.35	0.40
2015-02-02	SLB	Schlumberger	D	-2.88	0.70	COG	Cabot Oil & Gas	B	1.16	0.70
2015-02-02	BP	Bp Adr	D	-2.88	0.50	ALXN	Alexion Pharmaceuticals	A	3.00	0.50
2015-02-02	BMO	Bank Of Montreal	C	-1.86	0.30	CMG	Chipotle Mexican Grill	A	2.50	0.30

Date	Ticker	Name	R	SM	W (%)	Ticker	Name	R	SM	W (%)
2015-02-02	BNS	Bank Of Nova Scotia	C	-1.86	1.30	WDC	Western Digital	A	2.49	1.30
2015-02-02	CCO	Cameco	D	-2.89	0.30	EFX	Equifax	A	2.48	0.30
2015-02-02	RIO	Rio Tinto	D	-2.87	0.70	MCK	Mckesson	A	2.47	0.70
2015-02-02	MRO	Marathon Oil	D	-2.89	0.90	GILD	Gilead Sciences	A	2.98	0.90
2015-02-02	PX	Praxair	D	-2.85	0.70	CF	Cf Industries	A	2.30	0.70
2015-02-02	TOT	Total Adr	D	-2.88	1.50	NI	Nisource	A	2.93	1.50
2015-02-02	BHP	Bhp Billiton	D	-2.88	1.20	AMGN	Amgen	A	2.47	1.20
2015-02-02	SE	Spectra Energy	D	-2.87	0.40	LUV	Southwest Airlines	A	2.85	0.40
2015-02-02	DO	Diamond Offshore Drilling	D	-2.89	0.20	HCA	Hca	A	2.66	0.20
2015-02-02	BTU	Peabody Energy Corp	D	-2.94	0.10	NEM	Newmont Mining	B	1.24	0.10
2015-02-02	XOM	Exxon Mobil	D	-2.86	2.80	DLPH	Delphi Automotive	A	2.60	2.80
2015-02-02	PM	Philip Morris International	C	-1.85	1.90	SNA	Snap-on	A	2.46	1.90
2015-02-02	CVX	Chevron	D	-2.87	2.70	AMP	Ameriprise Financial	A	2.57	2.70
2015-03-02	AVP	Avon Products The	D	-2.94	0.10	WHR	Whirlpool	A	2.65	0.10
2015-03-02	TD	Toronto-dominion Bank	C	-1.84	0.90	DIS	Walt Disney	A	2.61	0.90
2015-03-02	CAT	Caterpillar	D	-2.88	1.20	URI	United Rentals	A	2.58	1.20
2015-03-02	WIN	Windstream Holdings	C	-1.89	0.20	LVLTL	Level 3 Communications	A	2.42	0.20
2015-03-02	EMR	Emerson Electric	D	-2.85	0.00	CTAS	Cintas	A	2.52	0.00
2015-03-02	HAL	Halliburton	D	-2.90	0.80	TSO	Tesoro	A	2.32	0.80
2015-03-02	IBM	IBM	D	-2.86	1.30	AVGO	Avago Technologies	A	2.63	1.30
2015-03-02	JNJ	Johnson & Johnson	C	-1.84	1.10	BIIB	Biogen	A	3.00	1.10
2015-03-02	KO	Coca-cola	C	-1.84	1.30	MNST	Monster Beverage	A	2.46	1.30
2015-03-02	MBT	Manitoba Telecom Sv	D	-2.87	0.10	AMP	Ameriprise Financial	A	2.60	0.10
2015-03-02	MSFT	Microsoft	C	-1.85	0.50	WDC	Western Digital	A	2.54	0.50
2015-03-02	MUR	Murphy Oil	D	-2.88	0.20	MPC	Marathon Petroleum	A	2.22	0.20
2015-03-02	OXY	Occidental Petroleum	D	-2.88	0.80	VLO	Valero Energy	A	2.22	0.80
2015-03-02	COP	Conocophillips	D	-2.88	1.20	KMI	Kinder Morgan	A	2.22	1.20
2015-03-02	T	At&t	D	-2.84	1.90	FTR	Frontier Communications	A	2.35	1.90
2015-03-02	SLB	Schlumberger	D	-2.88	0.70	FSLR	First Solar	B	1.26	0.70
2015-03-02	BP	Bp Adr	D	-2.87	0.50	PSX	Phillips 66	B	1.22	0.50
2015-03-02	BMO	Bank Of Montreal	C	-1.85	0.30	RCL	Royal Caribbean Cruises	A	2.59	0.30
2015-03-02	BNS	Bank Of Nova Scotia	C	-1.85	1.40	CVS	Cvs Health	A	2.54	1.40
2015-03-02	CCO	Cameco	D	-2.89	0.30	EFX	Equifax	A	2.53	0.30
2015-03-02	INTC	Intel	C	-1.85	0.40	CSC	Computer Sciences	A	2.53	0.40
2015-03-02	MRO	Marathon Oil	D	-2.89	0.90	BHI	Baker Hughes	B	1.19	0.90
2015-03-02	TOT	Total Adr	D	-2.88	1.40	ALXN	Alexion Pharmaceuticals	A	3.00	1.40
2015-03-02	CNX	Consol Energy	D	-2.87	0.30	NEM	Newmont Mining	B	1.24	0.30
2015-03-02	SE	Spectra Energy	D	-2.86	0.40	GILD	Gilead Sciences	A	2.95	0.40
2015-03-02	DO	Diamond Offshore Drilling	D	-2.90	0.20	NI	Nisource	A	2.90	0.20
2015-03-02	BTU	Peabody Energy Corp	D	-2.93	0.10	LUV	Southwest Airlines	A	2.85	0.10
2015-03-02	XOM	Exxon Mobil	D	-2.86	2.60	DLPH	Delphi Automotive	A	2.68	2.60
2015-03-02	PM	Philip Morris International	C	-1.85	1.80	SNA	Snap-on	A	2.51	1.80
2015-03-02	CVX	Chevron	D	-2.87	2.60	HCA	Hca	A	2.68	2.60
2015-04-01	AVP	Avon Products	D	-2.95	0.10	HBI	Hanesbrands	A	3.00	0.10
2015-04-01	AXP	American Express	D	-2.86	0.20	AMP	Ameriprise Financial	A	2.58	0.20
2015-04-01	TD	Toronto-dominion Bank	C	-1.84	0.90	LUV	Southwest Airlines	A	2.83	0.90
2015-04-01	BEN	Franklin Resources	D	-2.85	0.00	EFX	Equifax	A	2.52	0.00
2015-04-01	CAT	Caterpillar	D	-2.88	1.20	CTAS	Cintas	A	2.51	1.20
2015-04-01	WIN	Windstream Holdings	D	-2.89	0.20	LVLTL	Level 3 Communications	A	2.42	0.20
2015-04-01	D	Dominion Resources	C	-1.85	0.80	NI	Nisource	A	2.94	0.80

Date	Ticker	Name	R	SM	W (%)	Ticker	Name	R	SM	W (%)
2015-04-01	DOW	Dow Chemical	D	-2.84	0.50	SIAL	Sigma Aldrich	A	2.34	0.50
2015-04-01	EMR	Emerson Electric	D	-2.86	0.00	FISV	Fiserv	A	2.49	0.00
2015-04-01	GE	General Electric	D	-2.84	1.70	LMT	Lockheed Martin	A	2.49	1.70
2015-04-01	HAL	Halliburton	D	-2.90	0.80	TSO	Tesoro	A	2.32	0.80
2015-04-01	JNJ	Johnson & Johnson	C	-1.85	1.10	BIIB	Biogen	A	3.00	1.10
2015-04-01	KO	Coca-cola	C	-1.85	1.30	MNST	Monster Beverage	A	2.44	1.30
2015-04-01	MBT	Manitoba Telecom Sv	D	-2.88	0.10	HCA	Hca	A	2.71	0.10
2015-04-01	MSFT	Microsoft	C	-1.86	0.50	AVGO	Avago Technologies	A	2.61	0.50
2015-04-01	MUR	Murphy Oil	D	-2.88	0.20	VLO	Valero Energy	A	2.24	0.20
2015-04-01	OXY	Occidental Petroleum	D	-2.88	0.70	KMI	Kinder Morgan	A	2.23	0.70
2015-04-01	COP	Conocophillips	D	-2.88	1.20	MPC	Marathon Petroleum	A	2.22	1.20
2015-04-01	PPL	Ppl	C	-1.85	0.40	EIX	Edison International	A	2.32	0.40
2015-04-01	SCCO	Southern Copper	D	-2.84	0.40	NEM	Newmont Mining	B	1.21	0.40
2015-04-01	T	At&t	D	-2.85	1.80	FTR	Frontier Communications	A	2.32	1.80
2015-04-01	SLB	Schlumberger	D	-2.88	0.70	FSLR	First Solar	B	1.25	0.70
2015-04-01	BP	Bp Adr	D	-2.88	0.50	PSX	Phillips 66	B	1.23	0.50
2015-04-01	WY	Weyerhaeuser	C	-1.85	0.30	ESS	Essex Property Trust	A	2.27	0.30
2015-04-01	BMO	Bank Of Montreal	C	-1.85	0.30	DLPH	Delphi Automotive	A	2.67	0.30
2015-04-01	BNS	Bank Of Nova Scotia	D	-2.86	1.30	RCL	Royal Caribbean Cruises	A	2.61	1.30
2015-04-01	CCO	Cameco	D	-2.89	0.30	DIS	Walt Disney	A	2.61	0.30
2015-04-01	INTC	Intel	C	-1.86	0.40	CSC	Computer Sciences	A	2.48	0.40
2015-04-01	SRE	Semptra Energy	C	-1.84	0.40	CMS	Cms Energy	A	2.26	0.40
2015-04-01	MRO	Marathon Oil	D	-2.89	0.90	PXD	Pioneer Natural Resources	B	1.21	0.90
2015-04-01	PX	Praxair	D	-2.85	0.70	CF	Cf Industries	A	2.28	0.70
2015-04-01	TOT	Total Adr	D	-2.89	1.40	BHI	Baker Hughes	B	1.20	1.40
2015-04-01	CNX	Consol Energy	D	-2.89	0.20	ALXN	Alexion Pharmaceuticals	A	3.00	0.20
2015-04-01	BHP	Bhp Billiton	D	-2.85	1.30	CVS	Cvs Health	A	2.53	1.30
2015-04-01	SE	Spectra Energy	D	-2.86	0.40	XEC	Cimarex Energy	B	1.20	0.40
2015-04-01	DO	Diamond Offshore Drilling	D	-2.91	0.20	DVN	Devon Energy	B	1.18	0.20
2015-04-01	BTU	Peabody Energy Corp	D	-2.96	0.00					
2015-04-01	XOM	Exxon Mobil	D	-2.87	2.60	EOG	Eog Resources	B	1.18	2.60
2015-04-01	PM	Philip Morris International	D	-2.86	1.70	WHR	Whirlpool	A	2.61	1.70
2015-04-01	EXC	Exelon	D	-2.86	0.30	TEG	Integrys Energy	A	2.23	0.30
2015-04-01	CVX	Chevron	D	-2.87	2.60	GILD	Gilead Sciences	A	2.90	2.60
2015-04-01	HPQ	Hp	C	-1.87	0.60	LRCX	Lam Research	A	2.37	0.60
2015-04-01	BSL	Bluescope Steel	D	-2.88	0.10	SNA	Snap-on	A	2.51	0.10
2015-04-01	MDLZ	Mondelez International	C	-1.85	0.90	HRL	Hormel Foods	A	2.33	0.90
2015-05-01	DTE	Dte Energy	C	-1.85	0.20	NI	Nisource	A	2.93	0.20
2015-05-01	AEP	American Electric Power	C	-1.85	0.40	CMS	Cms Energy	A	2.25	0.40
2015-05-01	GAS	AGL Resources	D	-2.85	0.20	TEG	Integrys Energy	A	2.23	0.20
2015-05-01	AVP	Avon Products	D	-2.94	0.10	HBI	Hanesbrands	A	2.96	0.10
2015-05-01	AXP	American Express	D	-2.86	0.20	EFX	Equifax	A	2.55	0.20
2015-05-01	BEN	Franklin Resources	D	-2.85	0.00	BLK	Blackrock	A	2.43	0.00
2015-05-01	CAT	Caterpillar	D	-2.87	1.30	CTAS	Cintas	A	2.50	1.30
2015-05-01	WIN	Windstream Holdings	D	-2.91	0.40	LVL	Level 3 Communications	A	2.44	0.40
2015-05-01	D	Dominion Resources	C	-1.85	0.80	XEL	Xcel Energy	A	2.20	0.80
2015-05-01	EMR	Emerson Electric	D	-2.85	0.00	FISV	Fiserv	A	2.48	0.00
2015-05-01	NEE	Nextera Energy	C	-1.85	1.00	SCG	Scana	A	2.18	1.00
2015-05-01	JNJ	Johnson & Johnson	D	-2.85	1.10	BIIB	Biogen	A	3.00	1.10
2015-05-01	KMB	Kimberly-clark	C	-1.84	1.30	WHR	Whirlpool	A	2.54	1.30
2015-05-01	KO	Coca-cola	D	-2.85	1.30	MNST	Monster Beverage	A	2.46	1.30
2015-05-01	MBT	Manitoba Telecom Sv	D	-2.87	0.10	HCA	Hca	A	2.70	0.10
2015-05-01	MUR	Murphy Oil	D	-2.85	0.20	TSO	Tesoro	A	2.32	0.20
2015-05-01	ES	Eversource Energy	C	-1.86	0.30	OKE	Oneok	B	1.20	0.30
2015-05-01	COP	Conocophillips	D	-2.87	1.20	NFX	Newfield Exploration	A	2.29	1.20

Date	Ticker	Name	R	SM	W (%)	Ticker	Name	R	SM	W (%)
2015-05-01	PPL	Ppl	D	-2.85	0.40	ALXN	Alexion Pharmaceuticals	A	3.00	0.40
2015-05-01	DGE	Diageo	C	-1.85	1.60	DIS	Walt Disney	A	2.64	1.60
2015-05-01	WMT	Wal-mart Stores	C	-1.86	1.30	CVS	Cvs Health	A	2.52	1.30
2015-05-01	WY	Weyerhaeuser	C	-1.85	0.30	ESS	Essex Property Trust	A	2.26	0.30
2015-05-01	BMO	Bank Of Montreal	C	-1.85	0.30	SNA	Snap-on	A	2.53	0.30
2015-05-01	INTC	Intel	C	-1.85	0.40	AVGO	Avago Technologies	A	2.60	0.40
2015-05-01	AWC	Alumina	C	-1.87	0.00	AMGN	Amgen	A	2.50	0.00
2015-05-01	SRE	Sempra Energy	C	-1.85	0.40	GILD	Gilead Sciences	A	2.97	0.40
2015-05-01	PX	Praxair	D	-2.84	0.70	SIAL	Sigma Aldrich Apartment Investment & Management	A	2.34	0.70
2015-05-01	KIM	Kimco Realty	C	-1.86	0.00	AIV	Investment & Management	A	2.25	0.00
2015-05-01	DO	Diamond Offshore Drilling	D	-2.89	0.20	FSLR	First Solar	A	2.24	0.20
2015-05-01	BTU	Peabody Energy Corp	D	-2.96	0.00					
2015-05-01	XOM	Exxon Mobil	D	-2.86	2.70	KMI	Kinder Morgan	A	2.23	2.70
2015-05-01	EXC	Exelon	D	-2.85	0.30	LUV	Southwest Airlines	A	2.82	0.30
2015-05-01	CVX	Chevron	D	-2.87	2.70	PSX	Phillips 66	A	2.23	2.70
2015-05-01	HPQ	Hp	C	-1.86	0.70	CSC	Computer Sciences	A	2.48	0.70
2015-05-01	BSL	Bluescope Steel	D	-2.90	0.00	MCK	Mckesson	A	2.49	0.00
2015-05-01	ITC	Itc Hldng	C	-1.86	0.40	DLPH	Delphi Automotive	A	2.72	0.40
2015-06-01	DTE	Dte Energy	C	-1.86	0.20	NI	Nisource	A	3.00	0.20
2015-06-01	AEP	American Electric Power	C	-1.86	0.40	TEG	Integrays Energy	A	2.23	0.40
2015-06-01	GAS	AGL Resources	D	-2.85	0.20	SCG	Scana	A	2.18	0.20
2015-06-01	AVP	Avon Products	D	-2.95	0.10					
2015-06-01	AXP	American Express	D	-2.86	0.20	EFX	Equifax	A	2.56	0.20
2015-06-01	TECK.B	Teck Resources	D	-2.88	0.10	DLPH	Delphi Automotive	A	2.74	0.10
2015-06-01	BEN	Franklin Resources	D	-2.86	0.00	BLK	Blackrock	A	2.43	0.00
2015-06-01	WIN	Windstream Holdings	D	-2.94	0.20	LVLTL	Level 3 Communications	A	2.43	0.20
2015-06-01	D	Dominion Resources	C	-1.85	0.80	AES	Aes	B	1.20	0.80
2015-06-01	DD	E.i. Du Pont De Nemours	C	-1.85	2.20	SIAL	Sigma Aldrich	A	2.34	2.20
2015-06-01	SPG	Simon Property	C	-1.85	0.10	ESS	Essex Property Trust	A	2.27	0.10
2015-06-01	NEE	Nextera Energy	C	-1.85	1.10	POM	Pepco Holdings	B	1.18	1.10
2015-06-01	IP	International Paper	C	-1.85	0.40	NEM	Newmont Mining	A	2.25	0.40
2015-06-01	KMB	Kimberly-clark	C	-1.85	1.30	HBI	Hanesbrands	A	2.98	1.30
2015-06-01	KO	Coca-cola	D	-2.85	1.30	MNST	Monster Beverage	A	2.41	1.30
2015-06-01	MUR	Murphy Oil	D	-2.86	0.20	TSO	Tesoro	A	2.31	0.20
2015-06-01	ES	Eversource Energy	C	-1.85	0.30	OKE	Oneok	B	1.17	0.30
2015-06-01	OXY	Occidental Petroleum	D	-2.84	0.80	NFX	Newfield Exploration	A	2.27	0.80
2015-06-01	COP	Conocophillips	D	-2.88	1.20	MPC	Marathon Petroleum	A	2.23	1.20
2015-06-01	DGE	Diageo	C	-1.85	1.70	DIS	Walt Disney	A	2.64	1.70
2015-06-01	VNO	Vornado Realty Trust	C	-1.85	0.30	AIV	Investment & Management	A	2.25	0.30
2015-06-01	WMT	Wal-mart Stores	C	-1.86	1.20	CVS	Cvs Health	A	2.53	1.20
2015-06-01	WY	Weyerhaeuser	C	-1.85	0.30	MAC	Macerich	A	2.25	0.30
2015-06-01	BMO	Bank Of Montreal	C	-1.85	0.30	WHR	Whirlpool	A	2.57	0.30
2015-06-01	BNS	Bank Of Nova Scotia	D	-2.84	1.40	HUM	Humana	A	2.56	1.40
2015-06-01	RIO	Rio Tinto	D	-2.85	0.70	SNA	Snap-on	A	2.54	0.70
2015-06-01	T	Telus	C	-1.84	0.70	CTAS	Cintas	A	2.54	0.70
2015-06-01	INTC	Intel	C	-1.85	0.40	AVGO	Avago Technologies	A	2.72	0.40
2015-06-01	AWC	Alumina	C	-1.86	0.00	AET	Aetna	A	2.53	0.00
2015-06-01	SRE	Sempra Energy	C	-1.85	0.40	BIIB	Biogen	A	3.00	0.40
2015-06-01	PX	Praxair	D	-2.84	0.70	CF	Cf Industries	A	2.31	0.70
2015-06-01	TOT	Total Adr	D	-2.85	1.40	PSX	Phillips 66	A	2.22	1.40
2015-06-01	CNX	Consol Energy	D	-2.86	0.20	ATI	Allegheny Technologies	A	2.20	0.20
2015-06-01	KIM	Kimco Realty	C	-1.86	0.00	EQR	Equity Residential	A	2.25	0.00
2015-06-01	DO	Diamond Offshore Drilling	D	-2.90	0.20	VLO	Valero Energy	A	2.22	0.20

Date	Ticker	Name	R	SM	W (%)	Ticker	Name	R	SM	W (%)
2015-06-01	BTU	Peabody Energy Corp	D	-2.97	0.00					
2015-06-01	XOM	Exxon Mobil	D	-2.86	2.60	KMI	Kinder Morgan	A	2.22	2.60
2015-06-01	EXC	Exelon	D	-2.85	0.30	GILD	Gilead Sciences	A	3.00	0.30
2015-06-01	CVX	Chevron	D	-2.87	2.50	COG	Cabot Oil & Gas	A	2.21	2.50
2015-06-01	HPQ	Hp	D	-2.86	0.70	CSC	Computer Sciences	A	2.50	0.70
2015-06-01	BSL	Bluescope Steel	D	-2.90	0.00	MCK	Mckesson	A	2.52	0.00
2015-06-01	ITC	Itc Hldng	D	-2.87	0.40	ALXN	Alexion Pharmaceuticals	A	3.00	0.40
2015-06-01	AWK	American Water Works	C	-1.85	0.90	HCA	Hca	A	2.78	0.90
2015-07-01	DTE	Dte Energy	C	-1.86	0.20	NI	Nisource	A	2.96	0.20
2015-07-01	AEP	American Electric Power	C	-1.86	0.40	SCG	Scana	A	2.18	0.40
2015-07-01	GAS	AGL Resources	D	-2.86	0.20	AES	Aes	B	1.19	0.20
2015-07-01	AVP	Avon Products	D	-2.96	0.10	EFX	Equifax	A	2.55	0.20
2015-07-01	AXP	American Express	D	-2.86	0.20	ANTM	Anthem	A	2.51	0.10
2015-07-01	TECK.B	Teck Resources	D	-2.90	0.10	SCHW	Charles Schwab	A	2.43	0.00
2015-07-01	BEN	Franklin Resources	D	-2.86	0.00					
2015-07-01	WIN	Windstream Holdings	D	-2.95	0.20					
2015-07-01	CLX	Clorox	C	-1.84	1.50	HBI	Hanesbrands	A	3.00	1.50
2015-07-01	D	Dominion Resources	C	-1.86	0.80	POM	Pepco Holdings	B	1.17	0.80
2015-07-01	DD	E.i. Du Pont De Nemours	C	-1.87	2.10	SIAL	Sigma Aldrich	A	2.35	2.10
2015-07-01	SPG	Simon Property	C	-1.86	0.10	MAC	Macerich	A	2.23	0.10
2015-07-01	NEE	Nextera Energy	C	-1.85	1.10	BIIB	Biogen	A	3.00	1.10
2015-07-01	IP	International Paper	C	-1.86	0.40	NEM	Newmont Mining	A	2.22	0.40
2015-07-01	KMB	Kimberly-clark	C	-1.85	1.30	SNA	Snap-on	A	2.56	1.30
2015-07-01	KO	Coca-cola	D	-2.85	1.30	MNST	Monster Beverage	A	2.43	1.30
2015-07-01	MO	Altria	C	-1.86	0.80	EA	Electronic Arts	A	2.54	0.80
2015-07-01	MUR	Murphy Oil	D	-2.87	0.20	TSO	Tesoro	A	2.31	0.20
2015-07-01	ES	Eversource Energy	C	-1.87	0.30	GILD	Gilead Sciences	A	3.00	0.30
2015-07-01	OLN	Olin	C	-1.86	0.50	CF	Cf Industries	A	2.32	0.50
2015-07-01	OXY	Occidental Petroleum	D	-2.84	0.80	NFX	Newfield Exploration	A	2.26	0.80
2015-07-01	COP	Conocophillips	D	-2.88	1.20	VLO	Valero Energy	A	2.24	1.20
2015-07-01	PG	Procter & Gamble	D	-2.86	1.60	WHR	Whirlpool	A	2.52	1.60
2015-07-01	PPL	Ppl	D	-2.85	0.40	ALXN	Alexion Pharmaceuticals	A	3.00	0.40
2015-07-01	BXP	Boston Properties	C	-1.86	0.40	CBG	Cbre	A	2.23	0.40
2015-07-01	DGE	Diageo	C	-1.84	1.80	HUM	Humana	A	2.50	1.80
2015-07-01	RTN	Raytheon	C	-1.86	2.50	CTAS	Cintas	A	2.53	2.50
2015-07-01	SO	Southern	D	-2.87	0.70	ACT	Actavis	A	2.87	0.70
2015-07-01	VNO	Vornado Realty Trust	C	-1.86	0.30	PSA	Public Storage	A	2.21	0.30
2015-07-01	WMT	Wal-mart Stores	C	-1.87	1.20	CVS	Cvs Health	A	2.55	1.20
2015-07-01	WY	Weyerhaeuser	D	-2.85	0.30	HCA	Hca	A	2.86	0.30
2015-07-01	BMO	Bank Of Montreal	C	-1.86	0.30	MCK	Mckesson	A	2.50	0.30
2015-07-01	RIO	Rio Tinto	D	-2.87	0.70	HSP	Hospira	A	2.48	0.70
2015-07-01	T	Telus	C	-1.84	0.70	MNK	Mallinckrodt	A	2.48	0.70
2015-07-01	INTC	Intel	D	-2.87	0.40	AVGO	Avago Technologies	A	2.66	0.40
2015-07-01	AWC	Alumina	C	-1.88	0.00	ORLY	O'reilly Automotive	A	2.48	0.00
2015-07-01	SRE	Sempra Energy	C	-1.86	0.40	DLPH	Delphi Automotive	A	2.73	0.40
2015-07-01	CBS	Cbs	C	-1.85	1.20	DIS	Walt Disney	A	2.66	1.20
2015-07-01	PX	Praxair	D	-2.85	0.70	AVY	Avery Dennison	A	2.25	0.70
2015-07-01	CNX	Consol Energy	D	-2.90	0.20	ATI	Allegheny Technologies	A	2.18	0.20
2015-07-01	KIM	Kimco Realty	C	-1.87	0.00	AET	Aetna	A	2.58	0.00
2015-07-01	BHP	Bhp Billiton	D	-2.86	1.20	UNH	Unitedhealth	A	2.48	1.20
2015-07-01	SE	Spectra Energy	D	-2.86	0.40	MPC	Marathon Petroleum	A	2.24	0.40
2015-07-01	DO	Diamond Offshore Drilling	D	-2.92	0.20	WMB	Williams Companies	A	2.23	0.20
2015-07-01	BTU	Peabody Energy Corp	D	-2.98	0.00					
2015-07-01	XOM	Exxon Mobil	D	-2.87	2.60	PSX	Phillips 66	A	2.23	2.60
2015-07-01	CVX	Chevron	D	-2.88	2.40	KMI	Kinder Morgan	A	2.20	2.40
2015-07-01	HPQ	Hp	D	-2.88	0.60	CSC	Computer Sciences	A	2.49	0.60
2015-07-01	BSL	Bluescope Steel	D	-2.92	0.00	HSIC	Henry Schein	A	2.47	0.00

Date	Ticker	Name	R	SM	W (%)	Ticker	Name	R	SM	W (%)
2015-07-01	ITC	Itc Hldng	D	-2.88	0.40	CM-CSA	Comcast	A	2.52	0.40
2015-07-01	AWK	American Water Works	C	-1.86	0.80	FISV	Fiserv	A	2.52	0.80
2015-08-03	DTE	Dte Energy	C	-1.85	0.20	NI	Nisource	A	3.00	0.20
2015-08-03	AEP	American Electric Power	C	-1.85	0.40	TE	Teco Energy	A	2.21	0.40
2015-08-03	GAS	AGL Resources	D	-2.86	0.20	SCG	Scana	A	2.19	0.20
2015-08-03	AVP	Avon Products	D	-2.96	0.10					
2015-08-03	AXP	American Express	D	-2.87	0.20	EFX	Equifax	A	2.58	0.20
2015-08-03	TECK.B	Teck Resources	D	-2.92	0.00	MNK	Mallinckrodt	A	2.50	0.00
2015-08-03	BEN	Franklin Resources	D	-2.87	0.00	SCHW	Charles Schwab	A	2.45	0.00
2015-08-03	CAT	Caterpillar	D	-2.86	1.20	FISV	Fiserv	A	2.54	1.20
2015-08-03	WIN	Windstream Holdings	D	-2.96	0.20					
2015-08-03	D	Dominion Resources	C	-1.85	0.90	AES	Aes	B	1.18	0.90
2015-08-03	DD	E.i. Du Pont De Nemours	D	-2.88	1.90	SIAL	Sigma Aldrich	A	2.35	1.90
2015-08-03	SPG	Simon Property	C	-1.85	0.20	MAC	Macerich	A	2.24	0.20
2015-08-03	GE	General Electric	C	-1.84	1.80	CTAS	Cintas	A	2.53	1.80
2015-08-03	IBM	IBM	C	-1.85	1.40	AVGO	Avago Technologies	A	2.61	1.40
2015-08-03	IP	International Paper	C	-1.86	0.40	NUE	Nucor	B	1.16	0.40
2015-08-03	JNJ	Johnson & Johnson	D	-2.84	1.20	BIIB	Biogen	A	3.00	1.20
2015-08-03	COL	Rockwell Collins	C	-1.86	0.40	FDX	Fedex	A	2.34	0.40
2015-08-03	MSFT	Microsoft	C	-1.84	0.60	CSC	Computer Sciences	A	2.48	0.60
2015-08-03	MUR	Murphy Oil	D	-2.89	0.20	TSO	Tesoro	A	2.34	0.20
2015-08-03	ES	Eversource Energy	C	-1.85	0.30	POM	Pepco Holdings	B	1.17	0.30
2015-08-03	OLN	Olin	C	-1.88	0.40	CF	Cf Industries	A	2.29	0.40
2015-08-03	OXY	Occidental Petroleum	D	-2.85	0.70	VLO	Valero Energy	A	2.24	0.70
2015-08-03	COP	Conocophillips	D	-2.90	1.00	MPC	Marathon Petroleum	A	2.23	1.00
2015-08-03	PG	Procter & Gamble	D	-2.86	1.50	SNA	Snap-on	A	2.57	1.50
2015-08-03	BXP	Boston Properties	C	-1.86	0.40	CBG	Cbre	A	2.23	0.40
2015-08-03	DGE	Diageo	C	-1.84	1.70	HSP	Hospira	A	2.49	1.70
2015-08-03	RTN	Raytheon	C	-1.84	2.80	SEE	Sealed Air	A	2.30	2.80
2015-08-03	SCCO	Southern Copper	C	-1.86	0.40	GILD	Gilead Sciences	A	3.00	0.40
2015-08-03	SLB	Schlumberger	C	-1.85	0.70	PSX	Phillips 66	A	2.22	0.70
2015-08-03	BP	Bp Adr	C	-1.86	0.50	WMB	Williams Companies	A	2.21	0.50
2015-08-03	SO	Southern	D	-2.86	0.70	ALXN	Alexion Pharmaceuticals	A	3.00	0.70
2015-08-03	VNO	Vornado Realty Trust	C	-1.86	0.30	PSA	Public Storage	A	2.23	0.30
2015-08-03	WMT	Wal-mart Stores	D	-2.87	1.20	CVS	Cvs Health	A	2.59	1.20
2015-08-03	WY	Weyerhaeuser	D	-2.86	0.30	AIV	Investment & Management	A	2.18	0.30
2015-08-03	BMO	Bank Of Montreal	D	-2.86	0.30	HSIC	Henry Schein	A	2.48	0.30
2015-08-03	BNS	Bank Of Nova Scotia	D	-2.84	1.40	HUM	Humana	A	2.47	1.40
2015-08-03	CCO	Cameco	D	-2.86	0.30	UNH	Unitedhealth	A	2.47	0.30
2015-08-03	RIO	Rio Tinto	D	-2.87	0.60	ANTM	Anthem	A	2.47	0.60
2015-08-03		National Bank Of Canada	D	-2.86	1.40	EXPE	Expedia	A	2.43	1.40
2015-08-03	INTC	Intel	D	-2.87	0.40	LRCX	Lam Research	A	2.40	0.40
2015-08-03	AWC	Alumina	C	-1.88	0.00	ESRX	Express Scripts	A	2.42	0.00
2015-08-03	SRE	Sempra Energy	D	-2.85	0.40	ACT	Actavis	A	2.95	0.40
2015-08-03	CBS	Cbs	C	-1.86	1.10	DIS	Walt Disney	A	2.70	1.10
2015-08-03	ENB	Enbridge	C	-1.86	1.60	NFLX	Netflix	A	2.41	1.60
2015-08-03	MRO	Marathon Oil	D	-2.89	0.70	FSLR	First Solar	A	2.18	0.70
2015-08-03	PX	Praxair	D	-2.85	0.70	AVY	Avery Dennison	A	2.24	0.70
2015-08-03	TOT	Total Adr	D	-2.84	1.40	EQT	Eqt	B	1.17	1.40
2015-08-03	CNX	Consol Energy	D	-2.92	0.10	HCA	Hca	A	2.88	0.10
2015-08-03	ACH	Aluminum Corporation Of China Adr	C	-1.92	0.10	DLPH	Delphi Automotive	A	2.66	0.10
2015-08-03	KIM	Kimco Realty	C	-1.85	0.00	AMT	American Tower	B	1.17	0.00
2015-08-03	BHP	Bhp Billiton	D	-2.86	1.20	MDT	Medtronic	A	2.41	1.20
2015-08-03	SE	Spectra Energy	D	-2.87	0.40	HP	Helmerich & Payne	B	1.17	0.40

Date	Ticker	Name	R	SM	W (%)	Ticker	Name	R	SM	W (%)
2015-08-03	DO	Diamond Offshore Drilling	D	-2.93	0.20	EA	Electronic Arts	A	2.56	0.20
2015-08-03	BTU	Peabody Energy Corp	D	-2.99	0.00					
2015-08-03	XOM	Exxon Mobil	D	-2.88	2.50	WHR	Whirlpool	A	2.53	2.50
2015-08-03	VZ	Verizon Communications	D	-2.85	2.20	CM-CSA	Comcast	A	2.53	2.20
2015-08-03	CVX	Chevron	D	-2.89	2.20	AET	Aetna	A	2.51	2.20
2015-08-03	HPQ	Hp	D	-2.88	0.60	SWKS	Skyworks Solutions	A	2.34	0.60
2015-08-03	BSL	Bluescope Steel	D	-2.90	0.00	NDAQ	Nasdaq	A	2.40	0.00
2015-08-03	ITC	Itc Hldng	D	-2.87	0.40	ORLY	O'reilly Automotive	A	2.50	0.40
2015-08-03	AWK	American Water Works	C	-1.85	0.90	MNST	Monster Beverage	A	2.50	0.90
2015-09-01	FE	Firstenergy	D	-2.88	0.20	NI	Nisource	A	3.00	0.20
2015-09-01	ROK	Rockwell Automation	C	-1.86	0.60	CTAS	Cintas	A	2.52	0.60
2015-09-01	ELUXB	Electrolux	C	-1.86	0.30	MNST	Monster Beverage	A	2.44	0.30
2015-09-01	AVP	Avon Products The	D	-2.97	0.10					
2015-09-01	TD	Toronto-dominion Bank	D	-2.85	0.90	HSIC	Henry Schein	A	2.43	0.90
2015-09-01	TECK.B	Teck Resources	D	-2.93	0.00	NDAQ	Nasdaq	A	2.39	0.00
2015-09-01	BEN	Franklin Resources	D	-2.89	0.00	EFX	Equifax	A	2.54	0.00
2015-09-01	CAT	Caterpillar	D	-2.86	1.30	FISV	Fiserv	A	2.51	1.30
2015-09-01	WIN	Windstream Holdings	D	-2.94	0.30	GILD	Gilead Sciences	A	2.93	0.30
2015-09-01	DD	E.i. Du Pont De Nemours	D	-2.89	1.80	SIAL	Sigma Aldrich	A	2.35	1.80
2015-09-01	DOW	Dow Chemical	D	-2.87	0.50	CF	Cf Industries	A	2.27	0.50
2015-09-01	DUK	Duke Energy	D	-2.87	2.10	TE	Teco Energy	A	2.20	2.10
2015-09-01	EMR	Emerson Electric	D	-2.88	0.00	FDX	Fedex	A	2.29	0.00
2015-09-01	GE	General Electric	C	-1.86	1.80	SEE	Sealed Air	A	2.28	1.80
2015-09-01	HAL	Halliburton	D	-2.87	0.80	TSO	Tesoro	A	2.32	0.80
2015-09-01	IBM	IBM	D	-2.86	1.40	LRCX	Lam Research	A	2.37	1.40
2015-09-01	IP	International Paper	D	-2.88	0.40	ACT	Actavis	A	2.84	0.40
2015-09-01	JNJ	Johnson & Johnson	D	-2.85	1.20	BIIB	Biogen	A	3.00	1.20
2015-09-01	COL	Rockwell Collins	C	-1.87	0.40	TSS	Total System Services	A	2.26	0.40
2015-09-01	MMC	Marsh & McLennan Cos	C	-1.85	0.10	CB	Chubb	A	2.26	0.10
2015-09-01	MRK	Merck & Co	D	-2.86	0.10	ALXN	Alexion Pharmaceuticals	A	3.00	0.10
2015-09-01	MSFT	Microsoft	C	-1.86	0.60	BRCM	Broadcom Corp	A	2.33	0.60
2015-09-01	MUR	Murphy Oil	D	-2.91	0.10	CAM	Cameron International Corp.	A	2.26	0.10
2015-09-01	OLN	Olin	D	-2.90	0.40	AVY	Avery Dennison	A	2.22	0.40
2015-09-01	OXY	Occidental Petroleum	D	-2.85	0.80	PSX	Phillips 66	A	2.22	0.80
2015-09-01	COP	Conocophillips	D	-2.91	1.00	VLO	Valero Energy	A	2.22	1.00
2015-09-01	PEG	Public Service Enterprise	C	-1.85	0.30	SCG	Scana	A	2.18	0.30
2015-09-01	PG	Procter & Gamble	D	-2.88	1.50	SNA	Snap-on	A	2.54	1.50
2015-09-01	BXP	Boston Properties	C	-1.87	0.40	MAC	Macerich	A	2.22	0.40
2015-09-01	DGE	Diageo	C	-1.85	1.80	NFLX	Netflix	A	2.39	1.80
2015-09-01	SCCO	Southern Copper	D	-2.87	0.40	HCA	Hca	A	2.80	0.40
2015-09-01	SLB	Schlumberger	D	-2.86	0.70	MPC	Marathon Petroleum	A	2.20	0.70
2015-09-01	BP	Bp Adr	D	-2.88	0.50	DLPH	Delphi Automotive	A	2.61	0.50
2015-09-01	UTX	United Technologies	D	-2.88	1.60	ALLE	Allegion	A	2.24	1.60
2015-09-01	VNO	Vornado Realty Trust	C	-1.88	0.30	PSA	Public Storage	A	2.22	0.30
2015-09-01	WMT	Wal-mart Stores	D	-2.88	1.20	CVS	Cvs Health	A	2.52	1.20
2015-09-01	WY	Weyerhaeuser	D	-2.87	0.30	CBG	Cbre	A	2.19	0.30
2015-09-01	BMO	Bank Of Montreal	D	-2.87	0.30	EXPE	Expedia	A	2.38	0.30
2015-09-01	BNS	Bank Of Nova Scotia	D	-2.85	1.40	ESRX	Express Scripts	A	2.38	1.40
2015-09-01	CCO	Cameco	D	-2.85	0.30	SCHW	Charles Schwab	A	2.38	0.30

Date	Ticker	Name	R	SM	W (%)	Ticker	Name	R	SM	W (%)
2015-09-01	RIO	Rio Tinto	D	-2.87	0.70	EW	Edwards Lifesciences	A	2.35	0.70
2015-09-01		National Bank Of Canada	D	-2.87	1.40	HRL	Hormel Foods	A	2.35	1.40
2015-09-01	INTC	Intel	D	-2.88	0.40	FB	Facebook	A	2.26	0.40
2015-09-01	AWC	Alumina	D	-2.90	0.00	BLK	Blackrock	A	2.35	0.00
2015-09-01	SRE	Sempra Energy	D	-2.87	0.40	AEE	Ameren	A	2.17	0.40
2015-09-01	CBS	Cbs	D	-2.88	1.00	DIS	Walt Disney	A	2.57	1.00
2015-09-01	ENB	Enbridge	C	-1.87	1.60	RAI	Reynolds American	A	2.34	1.60
2015-09-01	MRO	Marathon Oil	D	-2.91	0.60	EA	Electronic Arts International	A	2.50	0.60
2015-09-01	PX	Praxair	D	-2.87	0.70	IFF	Flavors & Fragrances	A	2.19	0.70
2015-09-01	TOT	Total Adr	D	-2.85	1.40	AET	Aetna	A	2.50	1.40
2015-09-01	CNX	Consol Energy Aluminum Corporation Of China Adr	D	-2.93	0.10	HSP	Hospira	A	2.49	0.10
2015-09-01	ACH	Corporation Of China Adr	D	-2.92	0.10	WHR	Whirlpool	A	2.49	0.10
2015-09-01	BHP	Bhp Billiton	D	-2.87	1.20	UAA	Under Armour	A	2.33	1.20
2015-09-01	SE	Spectra Energy	D	-2.88	0.40	ORLY	O'reilly Automotive	A	2.48	0.40
2015-09-01	DO	Diamond Offshore Drilling	D	-2.93	0.20	HUM	Humana	A	2.46	0.20
2015-09-01	BTU	Peabody Energy Corp	D	-2.98	0.00					
2015-09-01	XOM	Exxon Mobil	D	-2.88	2.50	CM-CSA	Comcast	A	2.46	2.50
2015-09-01	VZ	Verizon Communications	D	-2.85	2.20	ATVI	Activision Blizzard	A	2.44	2.20
2015-09-01	EXC	Exelon	D	-2.85	0.30	XEL	Xcel Energy	A	2.17	0.30
2015-09-01	CVX	Chevron	D	-2.90	2.20	UNH	Unitedhealth	A	2.44	2.20
2015-09-01	HPQ	Hp	D	-2.89	0.60	RHT	Red Hat	A	2.25	0.60
2015-09-01	ITC	Itc Hldng	D	-2.88	0.50	PNW	Pinnacle West Capital	A	2.17	0.50
2015-09-01	AWK	American Water Works	C	-1.85	1.00	CMS	Cms Energy	A	2.17	1.00
2015-10-01	FE	Firstenergy	D	-2.88	0.20	NI	Nisource	A	3.00	0.20
2015-10-01	ROK	Rockwell Automation	C	-1.87	0.50	FISV	Fiserv	A	2.54	0.50
2015-10-01	ELUXB	Electrolux	C	-1.86	0.30	HRL	Hormel Foods	A	2.37	0.30
2015-10-01	AVP	Avon Products	D	-2.98	0.00					
2015-10-01	AXP	American Express	D	-2.85	0.20	EFX	Equifax	A	2.55	0.20
2015-10-01	TD	Toronto-dominion Bank	D	-2.84	1.00	RAI	Reynolds American	A	2.36	1.00
2015-10-01	TECK.B	Teck Resources	D	-2.95	0.00	UAA	Under Armour	A	2.35	0.00
2015-10-01	BEN	Franklin Resources	D	-2.89	0.00	NDAQ	Nasdaq	A	2.41	0.00
2015-10-01	CAT	Caterpillar	D	-2.88	1.10	CTAS	Cintas	A	2.53	1.10
2015-10-01	WIN	Windstream Holdings	D	-2.95	0.20					
2015-10-01	DD	E.i. Du Pont De Nemours	D	-2.89	1.80	SIAL	Sigma Aldrich	A	2.34	1.80
2015-10-01	DE	Deere	C	-1.88	1.60	TSS	Total System Services	A	2.26	1.60
2015-10-01	DOW	Dow Chemical	D	-2.87	0.50	AVY	Avery Dennison	A	2.23	0.50
2015-10-01	DUK	Duke Energy	D	-2.87	2.10	TE	Teco Energy	A	2.25	2.10
2015-10-01	EMR	Emerson Electric	D	-2.88	0.00	SEE	Sealed Air	A	2.26	0.00
2015-10-01	GE	General Electric	D	-2.85	1.90	ALLE	Allegion	A	2.24	1.90
2015-10-01	HAL	Halliburton	D	-2.88	0.70	TSO	Tesoro	A	2.35	0.70
2015-10-01	IBM	IBM	D	-2.86	1.40	BRCM	Broadcom Corp	A	2.34	1.40
2015-10-01	IP	International Paper	D	-2.89	0.30	ACT	Actavis	A	2.80	0.30
2015-10-01	JNJ	Johnson & Johnson	D	-2.85	1.20	BIIB	Biogen	A	3.00	1.20
2015-10-01	COL	Rockwell Collins	C	-1.86	0.40	ACN	Accenture Cl A	A	2.21	0.40
2015-10-01	LNC	Lincoln National	D	-2.87	0.80	CB	Chubb	A	2.26	0.80
2015-10-01	MMC	Marsh & McLennan Cos	C	-1.85	0.10	HIG	The Hartford Financial Services	A	2.23	0.10
2015-10-01		Minnesota Mng.& Mfg	D	-2.86	1.50	ADP	Automatic Data Processing	A	2.21	1.50
2015-10-01	MRK	Merck & Co	D	-2.87	0.10	ALXN	Alexion Pharmaceuticals	A	3.00	0.10

Date	Ticker	Name	R	SM	W (%)	Ticker	Name	R	SM	W (%)
2015-10-01	MSFT	Microsoft	C	-1.85	0.60	FB	Facebook	A	2.27	0.60
2015-10-01	MUR	Murphy Oil	D	-2.92	0.10	CAM	Cameron International Corp.	A	2.24	0.10
2015-10-01	OLN	Olin	D	-2.91	0.40	IFF	International Flavors & Fragrances	A	2.19	0.40
2015-10-01	OXY	Occidental Petroleum	D	-2.86	0.70	VLO	Valero Energy	A	2.24	0.70
2015-10-01	COP	Conocophillips	D	-2.91	1.00	PSX	Phillips 66	A	2.22	1.00
2015-10-01	PG	Procter & Gamble	D	-2.87	1.60	EA	Electronic Arts	A	2.53	1.60
2015-10-01	BXP	Boston Properties	D	-2.86	0.40	PSA	Public Storage	A	2.24	0.40
2015-10-01	DGE	Diageo	D	-2.85	1.80	KR	Kroger	A	2.35	1.80
2015-10-01	SCCO	Southern Copper	D	-2.86	0.50	DLPH	Delphi Automotive	A	2.66	0.50
2015-10-01	T	At&t	D	-2.85	2.00	SNA	Snap-on	A	2.52	2.00
2015-10-01	SLB	Schlumberger	D	-2.88	0.60	CVS	Cvs Health	A	2.50	0.60
2015-10-01	BP	Bp Adr	D	-2.88	0.40	CM-CSK	Comcast Special A	A	2.50	0.40
2015-10-01	STI	Suntrust Banks	C	-1.86	0.10	HBAN	Huntington Bancshares	A	2.19	0.10
2015-10-01	UTX	United Technologies	D	-2.88	1.60	PCP	Precision Castparts	A	2.20	1.60
2015-10-01	VNO	Vornado Realty Trust	D	-2.87	0.30	MAC	Macerich	A	2.23	0.30
2015-10-01	WFC	Wells Fargo	C	-1.85	1.50	PNC	Pnc Financial Services	A	2.19	1.50
2015-10-01	WMT	Wal-mart Stores	D	-2.88	1.20	ORLY	O'reilly Automotive	A	2.53	1.20
2015-10-01	WY	Weyerhaeuser	D	-2.88	0.30	CBG	Cbre	A	2.19	0.30
2015-10-01	BMO	Bank Of Montreal	D	-2.86	0.40	AZO	Autozone	A	2.34	0.40
2015-10-01	BNS	Bank Of Nova Scotia	D	-2.85	1.40	VMC	Vulcan Materials Co	A	2.33	1.40
2015-10-01	CCO	Cameco	D	-2.86	0.30	BCR	C R Bard	A	2.32	0.30
2015-10-01	RIO	Rio Tinto	D	-2.87	0.70	SYK	Stryker	A	2.32	0.70
2015-10-01		National Bank Of Canada	D	-2.87	1.40	CVC	Cablevision Systems Corp	A	2.31	1.40
2015-10-01	T	Telus	C	-1.85	0.80	AMZN	Amazon.com	A	2.30	0.80
2015-10-01	INTC	Intel	D	-2.87	0.40	VRSN	Verisign	A	2.25	0.40
2015-10-01	AWC	Alumina	D	-2.91	0.00	CI	Cigna	A	2.30	0.00
2015-10-01	SRE	Sempra Energy	D	-2.86	0.40	SCG	Scana	A	2.19	0.40
2015-10-01	CBS	Cbs	D	-2.90	0.90	DIS	Walt Disney	A	2.59	0.90
2015-10-01	ENB	Enbridge	C	-1.87	1.50	UAL	United Continental	A	2.30	1.50
2015-10-01	MRO	Marathon Oil	D	-2.92	0.60	ATVI	Activision Blizzard	A	2.49	0.60
2015-10-01	PX	Praxair	D	-2.87	0.70	CM-CSA	Comcast	A	2.48	0.70
2015-10-01	TOT	Total Adr	D	-2.86	1.40	HUM	Humana	A	2.47	1.40
2015-10-01	CNX	Consol Energy	D	-2.95	0.10					
2015-10-01	ACH	Corporation Of China Adr	D	-2.92	0.10	WHR	Whirlpool	A	2.45	0.10
2015-10-01	BHP	Bhp Billiton	D	-2.88	1.10	LLY	Eli Lilly	A	2.29	1.10
2015-10-01	JPM	Jpmorgan Chase	C	-1.85	3.90	SCHW	Charles Schwab	A	2.37	3.90
2015-10-01	SE	Spectra Energy	D	-2.88	0.40	HSIC	Henry Schein	A	2.44	0.40
2015-10-01	DO	Diamond Offshore Drilling	D	-2.95	0.10	MNST	Monster Beverage	A	2.43	0.10
2015-10-01	BTU	Peabody Energy Corp	D	-2.99	0.20					
2015-10-01	C	Citigroup	C	-1.86	0.30	FITB	Fifth Third Bancorp	A	2.18	0.30
2015-10-01	XOM	Exxon Mobil	D	-2.88	2.50	EXPE	Expedia	A	2.42	2.50
2015-10-01	VZ	Verizon Communications	D	-2.86	2.10	NFLX	Netflix	A	2.39	2.10
2015-10-01	EXC	Exelon	D	-2.86	0.30	PNW	Pinnacle West Capital	A	2.19	0.30
2015-10-01	CVX	Chevron	D	-2.90	2.20	EW	Edwards Lifesciences	A	2.39	2.20
2015-10-01	HPQ	Hp	D	-2.90	0.60	CTSH	Cognizant Technology Solutions	A	2.24	0.60
2015-10-01	ITC	Itc Hldng	D	-2.88	0.40	AEE	Ameren	A	2.19	0.40
2015-11-02	ABT	Abbott Laboratories	D	-2.85	1.10	HSIC	Henry Schein	A	2.50	1.10
2015-11-02	FE	Firstenergy	D	-2.87	0.20	NI	Nisource	A	3.00	0.20
2015-11-02	ROK	Rockwell Automation	D	-2.85	0.50	FISV	Fiserv	A	2.60	0.50

Date	Ticker	Name	R	SM	W (%)	Ticker	Name	R	SM	W (%)
2015-11-02	APD	Air Products & Chemicals	D	-2.85	0.80	SIAL	Sigma Aldrich	A	2.35	0.80
2015-11-02	AVP	Avon Products	D	-2.97	0.10					
2015-11-02	AXP	American Express	D	-2.85	0.20	EFX	Equifax	A	2.61	0.20
2015-11-02	TECK.B	Teck Resources	D	-2.94	0.00	ATVI	Activision Blizzard	A	2.55	0.00
2015-11-02	BEN	Franklin Resources	D	-2.88	0.00	NDAQ	Nasdaq	A	2.47	0.00
2015-11-02	CAT	Caterpillar	D	-2.86	1.20	CTAS	Cintas	A	2.58	1.20
2015-11-02	DE	Deere	D	-2.86	1.60	TSS	Total System Services	A	2.30	1.60
2015-11-02	DUK	Duke Energy	D	-2.87	2.00	TE	Teco Energy	A	2.26	2.00
2015-11-02	EMR	Emerson Electric	D	-2.87	0.00	SEE	Sealed Air	A	2.28	0.00
2015-11-02	NEE	Nextera Energy	C	-1.84	1.10	SCG	Scana	A	2.20	1.10
2015-11-02	HAL	Halliburton	D	-2.87	0.70	TSO	Tesoro	A	2.39	0.70
2015-11-02	IBM	IBM	D	-2.87	1.20	BRCM	Broadcom Corp	A	2.35	1.20
2015-11-02	IP	International Paper	D	-2.87	0.30	DLPH	Delphi Automotive	A	2.72	0.30
2015-11-02	COL	Rockwell Collins	C	-1.85	0.40	ALLE	Allegion	A	2.27	0.40
2015-11-02	LNC	Lincoln National	D	-2.85	0.90	CB	Chubb	A	2.29	0.90
2015-11-02	MMC	Marsh & McLennan Cos	D	-2.84	0.10	PGR	Progressive	A	2.24	0.10
2015-11-02	MRK	Merck & Co	D	-2.85	0.10	HUM	Humana	A	2.47	0.10
2015-11-02	MUR	Murphy Oil	D	-2.90	0.10	CAM	International Corp.	A	2.27	0.10
2015-11-02	OLN	Olin	D	-2.90	0.40	AVY	Avery Dennison	A	2.26	0.40
2015-11-02	COP	Conocophillips	D	-2.89	1.10	PSX	Phillips 66	A	2.26	1.10
2015-11-02	PG	Procter & Gamble	D	-2.86	1.50	SNA	Snap-on	A	2.58	1.50
2015-11-02	T	At&t	D	-2.85	1.90	FTR	Frontier Communications	B	1.19	1.90
2015-11-02	SLB	Schlumberger	D	-2.85	0.60	NFX	Newfield Exploration	A	2.25	0.60
2015-11-02	BP	Bp Adr	D	-2.86	0.50	FSLR	First Solar	A	2.24	0.50
2015-11-02	STI	Suntrust Banks	C	-1.84	0.10	HBAN	Huntington Bancshares	A	2.20	0.10
2015-11-02	ALL	Allstate	D	-2.86	0.90	HIG	The Hartford Financial Services	A	2.23	0.90
2015-11-02	UTX	United Technologies	D	-2.87	1.70	ACN	Accenture Cl A	A	2.23	1.70
2015-11-02	WFC	Wells Fargo	D	-2.84	1.40	PNC	Pnc Financial Services	A	2.20	1.40
2015-11-02	WMT	Wal-mart Stores	D	-2.89	1.00	ORLY	O'reilly Automotive	A	2.57	1.00
2015-11-02	WY	Weyerhaeuser	D	-2.86	0.30	PSA	Public Storage	A	2.26	0.30
2015-11-02	BNS	Bank Of Nova Scotia	D	-2.85	1.30	CM-CSK	Comcast Special A	A	2.54	1.30
2015-11-02		National Bank Of Canada	D	-2.87	1.30	CM-CSA	Comcast	A	2.53	1.30
2015-11-02	T	Telus	C	-1.84	0.70	EXPE	Expedia	A	2.47	0.70
2015-11-02	AWC	Alumina	D	-2.91	0.00	MNST	Monster Beverage	A	2.44	0.00
2015-11-02	CBS	Cbs	D	-2.87	1.00	DIS	Walt Disney	A	2.66	1.00
2015-11-02	ENB	Enbridge	C	-1.86	1.50	EW	Edwards Lifesciences	A	2.41	1.50
2015-11-02	MRO	Marathon Oil	D	-2.90	0.60	XEC	Cimarex Energy International	A	2.20	0.60
2015-11-02	PX	Praxair	D	-2.86	0.70	IFF	Flavors & Fragrances	A	2.21	0.70
2015-11-02	CNX	Consol Energy Aluminum	D	-2.96	0.10					
2015-11-02	ACH	Corporation Of China Adr	D	-2.92	0.10	EA	Electronic Arts	A	2.57	0.10
2015-11-02	BHP	Bhp Billiton	D	-2.88	1.00	RAI	Reynolds American	A	2.40	1.00
2015-11-02	JPM	Jpmorgan Chase	C	-1.84	3.80	SCHW	Charles Schwab	A	2.41	3.80
2015-11-02	SE	Spectra Energy	D	-2.87	0.40	RIG	Transocean	B	1.24	0.40
2015-11-02	DO	Diamond Offshore Drilling	D	-2.93	0.20	PXD	Pioneer Natural Resources	B	1.22	0.20
2015-11-02	BTU	Peabody Energy Corp	D	-2.99	0.10					
2015-11-02	C	Citigroup	D	-2.84	0.30	PBCT	People's United Financial	A	2.18	0.30
2015-11-02	VZ	Verizon Communications	D	-2.85	2.10	LVLTL	Level 3 Communications	B	1.18	2.10
2015-11-02	EXC	Exelon	D	-2.86	0.30	AEE	Ameren	A	2.20	0.30
2015-11-02	CVX	Chevron	D	-2.88	2.40	EOG	Eog Resources	B	1.21	2.40

Date	Ticker	Name	R	SM	W (%)	Ticker	Name	R	SM	W (%)
2015-11-02	HPQ	Hp	D	-2.88	0.60	FB	Facebook	A	2.30	0.60
2015-11-02	ITC	Itc Hldng	D	-2.84	0.40	CMS	Cms Energy	A	2.19	0.40
2015-12-01	ABT	Abbott Laboratories	D	-2.85	1.10	HSIC	Henry Schein	A	2.52	1.10
2015-12-01	FE	Firstenergy	D	-2.87	0.20	NI	Nisource	A	3.00	0.20
2015-12-01	ROK	Rockwell Automation	D	-2.86	0.50	FISV	Fiserv	A	2.60	0.50
2015-12-01	APD	Air Products & Chemicals	D	-2.85	0.80	AVY	Avery Dennison	A	2.26	0.80
2015-12-01	AVP	Avon Products	D	-2.98	0.00					
2015-12-01	AXP	American Express	D	-2.85	0.20	EFX	Equifax	A	2.63	0.20
2015-12-01	TECK.B	Teck Resources	D	-2.95	0.00					
2015-12-01	BEN	Franklin Resources	D	-2.88	0.00	NDAQ	Nasdaq	A	2.46	0.00
2015-12-01	CAT	Caterpillar	D	-2.87	1.10	CTAS	Cintas	A	2.58	1.10
2015-12-01	WIN	Windstream Holdings	D	-2.86	0.20	LVL	Level 3 Communications	B	1.19	0.20
2015-12-01	D	Dominion Resources	D	-2.85	0.80	TE	Teco Energy	A	2.25	0.80
2015-12-01	DE	Deere	D	-2.86	1.60	TSS	Total System Services	A	2.33	1.60
2015-12-01	DUK	Duke Energy	D	-2.87	1.90	SCG	Scana	A	2.21	1.90
2015-12-01	EMR	Emerson Electric	D	-2.87	0.00	ALLE	Allegion	A	2.28	0.00
2015-12-01	NEE	Nextera Energy	D	-2.85	1.10	AEE	Ameren	A	2.19	1.10
2015-12-01	GD	General Dynamics	C	-1.84	1.80	SEE	Sealed Air	A	2.25	1.80
2015-12-01	HAL	Halliburton	D	-2.86	0.70	TSO	Tesoro	A	2.41	0.70
2015-12-01	IBM	IBM	D	-2.86	1.20	BRCM	Broadcom Corp	A	2.37	1.20
2015-12-01	IP	International Paper	D	-2.88	0.30	DLPH	Delphi Automotive	A	2.75	0.30
2015-12-01	MMC	Marsh & McLennan Cos	D	-2.83	0.10	CB	Chubb	A	2.30	0.10
2015-12-01	MRK	Merck & Co	D	-2.86	0.10	HUM	Humana	A	2.45	0.10
2015-12-01	MUR	Murphy Oil	D	-2.90	0.10	CAM	Cameron International Corp.	A	2.27	0.10
2015-12-01	OLN	Olin	D	-2.89	0.40	ARG	Airgas Inc	A	2.26	0.40
2015-12-01	COP	Conocophillips	D	-2.90	1.00	PSX	Phillips 66	A	2.26	1.00
2015-12-01	T	At&t	D	-2.84	1.90	SNA	Snap-on	A	2.60	1.90
2015-12-01	SLB	Schlumberger	D	-2.86	0.60	NFX	Newfield Exploration	A	2.24	0.60
2015-12-01	BP	Bp Adr	D	-2.86	0.50	FSLR	First Solar	A	2.24	0.50
2015-12-01	STI	Suntrust Banks	C	-1.84	0.10	HBAN	Huntington Bancshares	A	2.21	0.10
2015-12-01	ALL	Allstate	D	-2.85	0.90	AIZ	Assurant	A	2.24	0.90
2015-12-01	UN	Unilever	C	-1.84	1.60	ATVI	Activision Blizzard	A	2.61	1.60
2015-12-01	UTX	United Technologies	D	-2.87	1.60	ACN	Accenture Cl A	A	2.23	1.60
2015-12-01	WMT	Wal-mart Stores	D	-2.89	1.00	ORLY	O'reilly Automotive	A	2.55	1.00
2015-12-01	BNS	Bank Of Nova Scotia	D	-2.85	1.30	CM-CSA	Comcast	A	2.52	1.30
2015-12-01	CCO	Cameco	D	-2.85	0.30	MNST	Monster Beverage	A	2.51	0.30
2015-12-01		National Bank Of Canada	D	-2.87	1.30	HRL	Hormel Foods	A	2.44	1.30
2015-12-01	T	Telus	C	-1.84	0.70	EXPE	Expedia	A	2.44	0.70
2015-12-01	AWC	Alumina	D	-2.91	0.00	EW	Edwards Lifesciences	A	2.43	0.00
2015-12-01	CBS	Cbs	D	-2.87	1.10	DIS	Walt Disney	A	2.66	1.10
2015-12-01	ENB	Enbridge	D	-2.88	1.30	AMZN	Amazon.com	A	2.39	1.30
2015-12-01	MRO	Marathon Oil	D	-2.91	0.60	MPC	Marathon Petroleum	A	2.22	0.60
2015-12-01	CNX	Consol Energy Aluminum	D	-2.96	0.10					
2015-12-01	ACH	Corporation Of China Adr	D	-2.92	0.10	EA	Electronic Arts	A	2.55	0.10
2015-12-01	BHP	Bhp Billiton	D	-2.90	0.90	RAI	Reynolds American	A	2.38	0.90
2015-12-01	JPM	Jpmorgan Chase	C	-1.84	3.90	SCHW	Charles Schwab	A	2.44	3.90
2015-12-01	SE	Spectra Energy	D	-2.89	0.30	XEC	Cimarex Energy	A	2.21	0.30
2015-12-01	DO	Diamond Offshore Drilling	D	-2.93	0.20	VLO	Valero Energy	A	2.20	0.20
2015-12-01	BTU	Peabody Energy Corp	D	-2.99	0.10					
2015-12-01	VZ	Verizon Communications	D	-2.85	2.10	CM-CSK	Comcast Special A	A	2.53	2.10

Date	Ticker	Name	R	SM	W (%)	Ticker	Name	R	SM	W (%)
2015-12-01	EXC	Exelon	D	-2.86	0.30	PNW	Pinnacle West Capital	A	2.19	0.30
2015-12-01	HPQ	Hp	D	-2.89	0.50	VRSN	Verisign	A	2.32	0.50
2016-01-01	ROK	Rockwell Automation	D	-2.87	0.50	CTAS	Cintas	A	2.56	0.50
2016-01-01	APD	Air Products & Chemicals	D	-2.86	0.80	ARG	Airgas Inc	A	2.26	0.80
2016-01-01	AVP	Avon Products	D	-2.97	0.10					
2016-01-01	AXP	American Express	D	-2.86	0.10	EFX	Equifax	A	2.63	0.10
2016-01-01	TECK.B	Teck Resources	D	-2.96	0.00					
2016-01-01	BEN	Franklin Resources	D	-2.90	0.00	NDAQ	Nasdaq	A	2.46	0.00
2016-01-01	CAT	Caterpillar	D	-2.87	1.10	FISV	Fiserv	A	2.56	1.10
2016-01-01	WIN	Windstream Holdings	D	-2.86	0.20	LVLT	Level 3 Communications	B	1.19	0.20
2016-01-01	D	Dominion Resources	D	-2.85	0.80	NI	Nisource	A	3.00	0.80
2016-01-01	DE	Deere	D	-2.87	1.50	TSS	Total System Services	A	2.29	1.50
2016-01-01	GD	General Dynamics	C	-1.85	1.80	ALLE	Allegion	A	2.27	1.80
2016-01-01	HAL	Halliburton	D	-2.88	0.60	TSO	Tesoro	A	2.37	0.60
2016-01-01	IBM	IBM	D	-2.87	1.20	BRCM	Broadcom Corp	A	2.39	1.20
2016-01-01	IP	International Paper	D	-2.89	0.30	NEM	Newmont Mining	B	1.19	0.30
2016-01-01	MRK	Merck & Co	D	-2.86	0.10	HSIC	Henry Schein	A	2.51	0.10
2016-01-01	MUR	Murphy Oil	D	-2.93	0.10	FSLR	First Solar	A	2.27	0.10
2016-01-01	COP	Conocophillips	D	-2.91	0.90	CAM	International Corp.	A	2.25	0.90
2016-01-01	PEG	Public Service Enterprise	D	-2.85	0.30	TE	Teco Energy	A	2.25	0.30
2016-01-01	SCCO	Southern Copper	D	-2.86	0.40	DLPH	Delphi Automotive	A	2.73	0.40
2016-01-01	SLB	Schlumberger	D	-2.87	0.60	PSX	Phillips 66	A	2.23	0.60
2016-01-01	BP	Bp Adr	D	-2.88	0.40	NFX	Newfield Exploration	A	2.20	0.40
2016-01-01	UTX	United Technologies	D	-2.87	1.60	SEE	Sealed Air	A	2.25	1.60
2016-01-01	WMT	Wal-mart Stores	D	-2.89	1.00	ORLY	O'reilly Automotive	A	2.53	1.00
2016-01-01	BNS	Bank Of Nova Scotia	D	-2.86	1.20	DIS	Walt Disney	A	2.60	1.20
2016-01-01	RIO	Rio Tinto	D	-2.86	0.60	SNA	Snap-on	A	2.59	0.60
2016-01-01		National Bank Of Canada	D	-2.88	1.20	EA	Electronic Arts	A	2.55	1.20
2016-01-01	T	Telus	D	-2.86	0.70	MNST	Monster Beverage	A	2.48	0.70
2016-01-01	AWC	Alumina	D	-2.91	0.00	CM-CSA	Comcast	A	2.48	0.00
2016-01-01	SRE	Sempra Energy	D	-2.85	0.40	SCG	Scana	A	2.21	0.40
2016-01-01	ENB	Enbridge	D	-2.88	1.30	HUM	Humana	A	2.46	1.30
2016-01-01	MRO	Marathon Oil	D	-2.93	0.40	VLO	Valero Energy	A	2.20	0.40
2016-01-01	TOT	Total Adr	D	-2.86	1.30	MPC	Marathon Petroleum	A	2.19	1.30
2016-01-01	CNX	Consol Energy	D	-2.96	0.10					
2016-01-01	ACH	Corporation Of China Adr	D	-2.92	0.10	ATVI	Activision Blizzard	A	2.61	0.10
2016-01-01	BHP	Bhp Billiton	D	-2.90	0.80	HRL	Hormel Foods	A	2.46	0.80
2016-01-01	SE	Spectra Energy	D	-2.90	0.30	APA	Apache	B	1.20	0.30
2016-01-01	DO	Diamond Offshore Drilling	D	-2.93	0.20	PXD	Pioneer Natural Resources	B	1.19	0.20
2016-01-01	BTU	Peabody Energy Corp	D	-3.00	0.10					
2016-01-01	EXC	Exelon	D	-2.86	0.30	AEE	Ameren	A	2.19	0.30
2016-01-01	HPQ	Hp	D	-2.90	0.50	VRSN	Verisign	A	2.31	0.50
2016-02-01	ROK	Rockwell Automation	D	-2.88	0.50	FISV	Fiserv	A	2.58	0.50
2016-02-01	ELUXB	Electrolux	D	-2.88	0.20	AMZN	Amazon.com	A	2.33	0.20
2016-02-01	APD	Air Products & Chemicals	D	-2.86	0.80	ARG	Airgas Inc	A	2.27	0.80
2016-02-01	AVP	Avon Products	D	-2.98	0.00					
2016-02-01	AXP	American Express	D	-2.89	0.10	EFX	Equifax	A	2.60	0.10
2016-02-01	TD	Toronto-dominion Bank	D	-2.84	0.90	BCR	C R Bard	A	2.32	0.90

Date	Ticker	Name	R	SM	W (%)	Ticker	Name	R	SM	W (%)
2016-02-01	TECK.B	Teck Resources	D	-2.96	0.00					
2016-02-01	BAC	Bank Of America	C	-1.87	0.80	PNC	Pnc Financial Services	A	2.18	0.80
2016-02-01	BEN	Franklin Resources	D	-2.90	0.00	NDAQ	Nasdaq	A	2.48	0.00
2016-02-01	CAT	Caterpillar	D	-2.88	1.00	ALLE	Allegion Level 3	A	2.25	1.00
2016-02-01	WIN	Windstream Holdings	D	-2.87	0.20	LVLTL	Communications	B	1.17	0.20
2016-02-01	D	Dominion Resources	D	-2.83	0.90	NI	Nisource	A	3.00	0.90
2016-02-01	DE	Deere	D	-2.87	1.60	TSS	Total System Services	A	2.23	1.60
2016-02-01	SPG	Simon Property	C	-1.85	0.20	EXR	Extra Space Storage	A	2.84	0.20
2016-02-01	GD	General Dynamics	C	-1.85	1.80	HON	Honeywell International	A	2.20	1.80
2016-02-01	HAL	Halliburton	D	-2.89	0.60	TSO	Tesoro	A	2.31	0.60
2016-02-01	IBM	IBM	D	-2.88	1.20	FB	Facebook	A	2.34	1.20
2016-02-01	IP	International Paper	D	-2.90	0.30	NEM	Newmont Mining	B	1.22	0.30
2016-02-01	LNC	Lincoln National	D	-2.89	0.70	CB	Chubb	A	2.29	0.70
2016-02-01		Minnesota Mng.& Mfg	D	-2.85	1.50	DHR	Danaher	A	2.20	1.50
2016-02-01	MRK	Merck & Co	D	-2.87	0.10	HSIC	Henry Schein	A	2.50	0.10
2016-02-01	MUR	Murphy Oil	D	-2.94	0.10	FSLR	First Solar	A	2.28	0.10
2016-02-01	COP	Conocophillips	D	-2.93	0.80	VLO	Valero Energy	A	2.19	0.80
2016-02-01	PFE	Pfizer	D	-2.86	1.20	HUM	Humana	A	2.43	1.20
2016-02-01	SCCO	Southern Copper	D	-2.86	0.40	DLPH	Delphi Automotive	A	2.56	0.40
2016-02-01	SLB	Schlumberger	D	-2.87	0.60	NFX	Newfield Exploration	A	2.17	0.60
2016-02-01	BP	Bp Adr	D	-2.88	0.40	MPC	Marathon Petroleum	A	2.15	0.40
2016-02-01	UN	Unilever	C	-1.83	1.80	SNA	Snap-on	A	2.56	1.80
2016-02-01	UTX	United Technologies	D	-2.88	1.60	WM	Waste Management	A	2.19	1.60
2016-02-01	VNO	Vornado Realty Trust	D	-2.86	0.30	PSA	Public Storage	A	2.28	0.30
2016-02-01	BNS	Bank Of Nova Scotia	D	-2.86	1.30	STZ	Constellation Brands	A	2.31	1.30
2016-02-01	CCO	Cameco	D	-2.84	0.30	VMC	Vulcan Materials Co	A	2.31	0.30
2016-02-01	RIO	Rio Tinto	D	-2.88	0.50	CVC	Cablevision Systems Corp	A	2.30	0.50
2016-02-01		National Bank Of Canada	D	-2.88	1.30	CI	Cigna	A	2.29	1.30
2016-02-01	T	Telus	D	-2.86	0.70	SBUX	Starbucks	A	2.28	0.70
2016-02-01	AWC	Alumina	D	-2.92	0.00	NKE	Nike	A	2.28	0.00
2016-02-01	SRE	Sempra Energy	D	-2.85	0.40	TE	Teco Energy	A	2.26	0.40
2016-02-01	ENB	Enbridge	D	-2.88	1.40	HD	The Home Depot	A	2.28	1.40
2016-02-01	MRO	Marathon Oil	D	-2.95	0.40	PXD	Pioneer Natural Resources	B	1.19	0.40
2016-02-01	PX	Praxair	D	-2.86	0.60	AVY	Avery Dennison	A	2.24	0.60
2016-02-01	TOT	Total Adr	D	-2.86	1.30	ATVI	Activision Blizzard	A	2.55	1.30
2016-02-01	CNX	Consol Energy	D	-2.96	0.10					
2016-02-01	ACH	Corporation Of China Adr	D	-2.93	0.10	DIS	Walt Disney	A	2.55	0.10
2016-02-01	BHP	Bhp Billiton	D	-2.92	0.70	LOW	Lowe's Companies	A	2.27	0.70
2016-02-01	JPM	Jpmorgan Chase	C	-1.85	3.60	SCHW	Charles Schwab	A	2.33	3.60
2016-02-01	SE	Spectra Energy	D	-2.88	0.40	MNST	Monster Beverage	A	2.44	0.40
2016-02-01	BCE	Bce	C	-1.84	0.20	LLY	Eli Lilly	A	2.27	0.20
2016-02-01	DO	Diamond Offshore Drilling	D	-2.86	0.10	RAI	Reynolds American	A	2.42	0.10
2016-02-01	BTU	Peabody Energy Corp	D	-3.00	0.00					
2016-02-01	C	Citigroup	D	-2.87	0.20	PBCT	People's United Financial	A	2.16	0.20
2016-02-01	XOM	Exxon Mobil	D	-2.85	2.60	EW	Edwards Lifesciences	A	2.41	2.60
2016-02-01	EXC	Exelon	D	-2.85	0.30	SCG	Scana	A	2.22	0.30
2016-02-01	CVX	Chevron	D	-2.86	2.30	GMCR	Keurig Green Mountain	A	2.37	2.30
2016-02-01	HPQ	Hp	D	-2.92	0.50	VRSN	Verisign	A	2.27	0.50
2016-02-01	MDLZ	Mondelez International	C	-1.85	1.20	HRL	Hormel Foods	A	2.48	1.20

Date	Ticker	Name	R	SM	W (%)	Ticker	Name	R	SM	W (%)
2016-03-01	ABT	Abbott Laboratories	D	-2.86	1.00	HSIC	Henry Schein	A	2.55	1.00
2016-03-01	ROK	Rockwell Automation	D	-2.86	0.60	FISV	Fiserv	A	2.61	0.60
2016-03-01	ELUXB	Electrolux	D	-2.87	0.20	TE	Teco Energy	A	2.26	0.20
2016-03-01	APD	Air Products & Chemicals	D	-2.86	0.80	ARG	Airgas Inc	A	2.27	0.80
2016-03-01	AXP	American Express The	D	-2.88	0.10	EFX	Equifax	A	2.60	0.10
2016-03-01	TD	Toronto-dominion Bank	D	-2.84	0.90	GOOGL	Alphabet	A	2.25	0.90
2016-03-01	TECK.B	Teck Resources	D	-2.93	0.00	KLAC	Kla-tencor	A	2.25	0.00
2016-03-01	BAC	Bank Of America	D	-2.88	0.80	ATVI	Activision Blizzard	A	2.51	0.80
2016-03-01	BEN	Franklin Resources	D	-2.90	0.00	NDAQ	Nasdaq	A	2.50	0.00
2016-03-01	BK	Bank Of New York Mellon	D	-2.86	0.10	ICE	Intercontinental Exchange	A	2.21	0.10
2016-03-01	CAT	Caterpillar	D	-2.87	1.10	ALLE	Allegion	A	2.27	1.10
2016-03-01	DE	Deere	D	-2.86	1.70	TSS	Total System Services	A	2.26	1.70
2016-03-01	DOW	Dow Chemical	D	-2.85	0.60	AVY	Avery Dennison	A	2.27	0.60
2016-03-01	SPG	Simon Property	C	-1.84	0.20	EXR	Extra Space Storage	A	2.79	0.20
2016-03-01	GD	General Dynamics	D	-2.85	1.80	FAST	Fastenal	A	2.21	1.80
2016-03-01	HAL	Halliburton	D	-2.89	0.60	TSO	Tesoro	A	2.29	0.60
2016-03-01	IBM	IBM	D	-2.87	1.20	FB	Facebook	A	2.32	1.20
2016-03-01	IP	International Paper	D	-2.89	0.30	NEM	Newmont Mining	A	2.27	0.30
2016-03-01	COL	Rockwell Collins	D	-2.84	0.50	DHR	Danaher	A	2.21	0.50
2016-03-01	LNC	Lincoln National	D	-2.89	0.70	CB	Chubb	A	2.30	0.70
2016-03-01	MRK	Merck & Co	D	-2.86	0.10	EW	Edwards Lifesciences	A	2.46	0.10
2016-03-01	MUR	Murphy Oil	D	-2.94	0.10	FSLR	First Solar	A	2.28	0.10
2016-03-01	OLN	Olin	D	-2.88	0.30	RAI	Reynolds American	A	2.42	0.30
2016-03-01	OXY	Occidental Petroleum	D	-2.85	0.80	VLO	Valero Energy	A	2.17	0.80
2016-03-01	COP	Conocophillips	D	-2.93	0.70	GMCR	Keurig Green Mountain	A	2.38	0.70
2016-03-01	PFE	Pfizer	D	-2.86	1.20	BCR	C R Bard	A	2.33	1.20
2016-03-01	BXP	Boston Properties	D	-2.85	0.40	PSA	Public Storage	A	2.28	0.40
2016-03-01	DGE	Diageo	D	-2.84	1.90	LLY	Eli Lilly	A	2.25	1.90
2016-03-01	SCCO	Southern Copper	D	-2.86	0.40	AMZN	Amazon.com	A	2.34	0.40
2016-03-01	SLB	Schlumberger	D	-2.86	0.60	CVC	Cablevision Systems Corp	A	2.31	0.60
2016-03-01	BP	Bp Adr	D	-2.88	0.40	CI	Cigna	A	2.31	0.40
2016-03-01	STI	Suntrust Banks	D	-2.87	0.10	STZ	Constellation Brands	A	2.29	0.10
2016-03-01	UN	Unilever	D	-2.84	1.70	SNA	Snap-on	A	2.52	1.70
2016-03-01	UTX	United Technologies	D	-2.87	1.70	HON	Honeywell International	A	2.21	1.70
2016-03-01	VNO	Vornado Realty Trust	D	-2.86	0.30	EQIX	Equinix Inc	A	2.24	0.30
2016-03-01	WFC	Wells Fargo	D	-2.85	1.40	TSN	Tyson Foods	A	2.29	1.40
2016-03-01	WY	Weyerhaeuser	D	-2.86	0.30	O	Realty Income	A	2.23	0.30
2016-03-01	BNS	Bank Of Nova Scotia	D	-2.86	1.30	DHI	D.r. Horton	A	2.25	1.30
2016-03-01	CCO	Cameco	D	-2.84	0.30	CPB	Campbell Soup	A	2.24	0.30
2016-03-01	RIO	Rio Tinto	D	-2.87	0.50	HAS	Hasbro	A	2.24	0.50
2016-03-01		National Bank Of Canada	D	-2.89	1.20	ADBE	Adobe Systems	A	2.24	1.20
2016-03-01	T	Telus	D	-2.85	0.70	MKC	Mccormick	A	2.24	0.70
2016-03-01	AWC	Alumina	D	-2.89	0.00	GOOG	Alphabet	A	2.23	0.00
2016-03-01	SRE	Sempra Energy	D	-2.84	0.40	NI	Nisource	A	3.00	0.40
2016-03-01	ENB	Enbridge	D	-2.88	1.40	COST	Costco Wholesale	A	2.23	1.40
2016-03-01	MRO	Marathon Oil	D	-2.96	0.30					
2016-03-01	PX	Praxair	D	-2.85	0.70	NVDA	Nvidia	A	2.28	0.70
2016-03-01	TOT	Total Adr	D	-2.85	1.30	NKE	Nike	A	2.28	1.30
2016-03-01	CNX	Consol Energy Aluminum	D	-2.95	0.10					
2016-03-01	ACH	Corporation Of China Adr	D	-2.91	0.10	SBUX	Starbucks	A	2.28	0.10
2016-03-01	BHP	Bhp Billiton	D	-2.91	0.80	CCL	Carnival	A	2.23	0.80
2016-03-01	JPM	Jpmorgan Chase	D	-2.85	3.60	HD	The Home Depot	A	2.27	3.60

Date	Ticker	Name	R	SM	W (%)	Ticker	Name	R	SM	W (%)
2016-03-01	SE	Spectra Energy	D	-2.87	0.40	SWK	Stanley Black & Decker	A	2.27	0.40
2016-03-01	DO	Diamond Offshore Drilling	D	-2.84	0.20	MAT	Mattel	A	2.27	0.20
2016-03-01	BTU	Peabody Energy Corp	D	-3.00	0.00					
2016-03-01	C	Citigroup	D	-2.88	0.20	MAS	Masco	A	2.27	0.20
2016-03-01	CVX	Chevron	D	-2.85	2.30	KORS	Michael Kors	A	2.27	2.30
2016-03-01	HPQ	Hp	D	-2.91	0.50	VRSN	Verisign	A	2.31	0.50
2016-03-01	MDLZ	Mondelez International	C	-1.85	1.10	HRL	Hormel Foods	A	2.50	1.10
2016-04-01	ABT	Abbott Laboratories	D	-2.85	1.10	HSIC	Henry Schein	A	2.56	1.10
2016-04-01	ELUXB	Electrolux	D	-2.86	0.20	RAI	Reynolds American	A	2.42	0.20
2016-04-01	AXP	American Express	D	-2.87	0.10	EFX	Equifax	A	2.66	0.10
2016-04-01	BAC	Bank Of America	D	-2.88	0.80	PBCT	People's United Financial	B	1.18	0.80
2016-04-01	BEN	Franklin Resources	D	-2.89	0.00	NDAQ	Nasdaq	A	2.52	0.00
2016-04-01	BK	Bank Of New York Mellon	D	-2.86	0.00	ICE	Intercontinental Exchange	A	2.21	0.00
2016-04-01	DE	Deere	D	-2.87	1.50	FISV	Fiserv	A	2.64	1.50
2016-04-01	DOW	Dow Chemical	D	-2.85	0.60	AVY	Avery Dennison	A	2.29	0.60
2016-04-01	GD	General Dynamics	D	-2.86	1.70	TSS	Total System Services	A	2.28	1.70
2016-04-01	HAL	Halliburton	D	-2.88	0.60	FSLR	First Solar	A	2.28	0.60
2016-04-01	IP	International Paper	D	-2.88	0.30	NEM	Newmont Mining	A	2.29	0.30
2016-04-01	COL	Rockwell Collins	D	-2.84	0.50	ALLE	Allegion	A	2.27	0.50
2016-04-01	LNC	Lincoln National	D	-2.88	0.60	CB	Chubb	A	2.31	0.60
2016-04-01	LB	L Brands	D	-2.85	0.70	AMZN	Amazon.com	A	2.35	0.70
2016-04-01	MRK	Merck & Co	D	-2.86	0.10	EW	Edwards Lifesciences	A	2.47	0.10
2016-04-01	MUR	Murphy Oil	D	-2.92	0.10	APA	Apache	A	2.23	0.10
2016-04-01	OLN	Olin	D	-2.86	0.30	ARG	Airgas Inc	A	2.27	0.30
2016-04-01	COP	Conocophillips	D	-2.92	0.80	HP	Helmerich & Payne	A	2.22	0.80
2016-04-01	PFE	Pfizer	D	-2.86	1.10	BCR	C R Bard	A	2.35	1.10
2016-04-01	SLB	Schlumberger	D	-2.87	0.60	VLO	Valero Energy	A	2.18	0.60
2016-04-01	BP	Bp Adr	D	-2.89	0.40	RRC	Range Resources	B	1.26	0.40
2016-04-01	STI	Suntrust Banks	D	-2.86	0.10	NI	Nisource	A	3.00	0.10
2016-04-01	VNO	Vornado Realty Trust	D	-2.85	0.30	EXR	Extra Space Storage	A	2.88	0.30
2016-04-01	WFC	Wells Fargo	D	-2.85	1.30	SNA	Snap-on	A	2.55	1.30
2016-04-01	RIO	Rio Tinto	D	-2.87	0.50	VRSN	Verisign	A	2.32	0.50
2016-04-01	MRO	Marathon Oil	D	-2.94	0.40	NFX	Newfield Exploration	B	1.24	0.40
2016-04-01	TOT	Total Adr Aluminum Corporation Of China Adr	D	-2.85	1.20	EQT	Eq	B	1.23	1.20
2016-04-01	ACH	Corporation Of China Adr	D	-2.92	0.10	NUE	Nucor	A	2.23	0.10
2016-04-01	BHP	Bhp Billiton	D	-2.91	0.80	NVDA	Nvidia	A	2.31	0.80
2016-04-01	JPM	Jpmorgan Chase	D	-2.85	3.50	WU	The Western Union	A	2.19	3.50
2016-04-01	DO	Diamond Offshore Drilling	D	-2.84	0.20	CXO	Concho Resources	B	1.23	0.20
2016-04-01	BTU	Peabody Energy Corp	D	-3.00	0.00					
2016-04-01	C	Citigroup	D	-2.87	0.20	ATVI	Activision Blizzard	A	2.54	0.20
2016-04-01	HPQ	Hp	D	-2.90	0.50	FB	Facebook	A	2.34	0.50
2016-04-01	MDLZ	Mondelez International	C	-1.85	1.10	HRL	Hormel Foods	A	2.51	1.10
2016-05-02	ABT	Abbott Laboratories	D	-2.85	1.00	HSIC	Henry Schein	A	2.56	1.00
2016-05-02	ELUXB	Electrolux	D	-2.85	0.20	NI	Nisource	A	3.00	0.20
2016-05-02	AXP	American Express	D	-2.87	0.10	EFX	Equifax	A	2.68	0.10
2016-05-02	BAC	Bank Of America	D	-2.87	0.80	CMA	Comerica	B	1.24	0.80
2016-05-02	GD	General Dynamics	D	-2.85	1.70	FISV	Fiserv	A	2.61	1.70
2016-05-02	LNC	Lincoln National	D	-2.87	0.70	CB	Chubb	A	2.31	0.70
2016-05-02	LB	L Brands	D	-2.87	0.60	ULTA	Ultra Beauty	A	2.41	0.60
2016-05-02	COP	Conocophillips	D	-2.91	0.90	RRC	Range Resources	A	2.35	0.90
2016-05-02	PFE	Pfizer	D	-2.85	1.20	EW	Edwards Lifesciences	A	2.56	1.20
2016-05-02	BP	Bp Adr	D	-2.87	0.40	COG	Cabot Oil & Gas	A	2.27	0.40

Date	Ticker	Name	R	SM	W (%)	Ticker	Name	R	SM	W (%)
2016-05-02	VNO	Vornado Realty Trust	D	-2.84	0.30	EXR	Extra Space Storage	A	2.82	0.30
2016-05-02	WFC	Wells Fargo	D	-2.85	1.30	ZION	Zions Bancorp	B	1.23	1.30
2016-05-02	RIO	Rio Tinto	D	-2.84	0.60	ATVI	Activision Blizzard	A	2.55	0.60
2016-05-02	INTC	Intel	D	-2.86	0.40	FB	Facebook	A	2.35	0.40
2016-05-02	TOT	Total Adr	D	-2.82	1.40	APA	Apache	A	2.26	1.40
2016-05-02	BHP	Bhp Billiton	D	-2.89	0.90	RAI	Reynolds American	A	2.41	0.90
2016-05-02	JPM	Jpmorgan Chase	D	-2.84	3.60	NDAQ	Nasdaq	A	2.49	3.60
2016-05-02	C	Citigroup	D	-2.86	0.20	RF	Regions Financial	B	1.21	0.20
2016-05-02	MDLZ	Mondelez International	C	-1.84	1.10	STZ	Constellation Brands	A	2.32	1.10
2016-06-01	ABT	Abbott Laboratories	D	-2.85	1.00	HSIC	Henry Schein	A	2.56	1.00
2016-06-01	ELUXB	Electrolux	D	-2.85	0.20	NI	Nisource	A	3.00	0.20
2016-06-01	BAC	Bank Of America	D	-2.87	0.80	CMA	Comerica	B	1.25	0.80
2016-06-01	LNC	Lincoln National	D	-2.87	0.70	CB	Chubb	A	2.33	0.70
2016-06-01	LB	L Brands	D	-2.89	0.50	ULTA	Ulta Beauty	A	2.46	0.50
2016-06-01	COP	Conocophillips	D	-2.92	0.80	SWN	Southwestern Energy	A	2.46	0.80
2016-06-01	BP	Bp Adr	D	-2.88	0.40	RRC	Range Resources	A	2.35	0.40
2016-06-01	VNO	Vornado Realty Trust	D	-2.85	0.30	EXR	Extra Space Storage	A	2.87	0.30
2016-06-01	WFC	Wells Fargo	D	-2.85	1.30	ZION	Zions Bancorp	B	1.24	1.30
2016-06-01	CCO	Cameco	D	-2.86	0.20	ALK	Alaska Air	A	2.68	0.20
2016-06-01	RIO	Rio Tinto Aluminum	D	-2.86	0.50	FISV	Fiserv	A	2.65	0.50
2016-06-01	ACH	Corporation Of China Adr	D	-2.86	0.10	FCX	Freeport-mcmoran	A	2.47	0.10
2016-06-01	BHP	Bhp Billiton	D	-2.90	0.80	ATVI	Activision Blizzard	A	2.61	0.80
2016-06-01	JPM	Jpmorgan Chase	D	-2.84	3.70	EFX	Equifax	A	2.71	3.70
2016-06-01	C	Citigroup	D	-2.86	0.20	RF	Regions Financial	B	1.22	0.20
2016-07-01	ABT	Abbott Laboratories	D	-2.85	0.90	HSIC	Henry Schein	A	2.58	0.90
2016-07-01	BAC	Bank Of America	D	-2.88	0.70	CMA	Comerica	A	2.22	0.70
2016-07-01	BEN	Franklin Resources	D	-2.86	0.00	EFX	Equifax	A	2.72	0.00
2016-07-01	LNC	Lincoln National	D	-2.89	0.60	CB	Chubb	A	2.34	0.60
2016-07-01	LB	L Brands	D	-2.89	0.50	ULTA	Ulta Beauty	A	2.48	0.50
2016-07-01	MSFT	Microsoft	C	-1.85	0.60	NVDA	Nvidia	A	2.40	0.60
2016-07-01	COP	Conocophillips	D	-2.92	0.80	SWN	Southwestern Energy	A	2.42	0.80
2016-07-01	WFC	Wells Fargo	D	-2.86	1.20	ZION	Zions Bancorp	B	1.21	1.20
2016-07-01	CCO	Cameco Aluminum	D	-2.86	0.20	NI	Nisource	A	3.00	0.20
2016-07-01	ACH	Corporation Of China Adr	D	-2.85	0.10	FCX	Freeport-mcmoran	A	2.51	0.10
2016-07-01	JPM	Jpmorgan Chase	D	-2.85	3.40	NAVI	Navient	A	2.24	3.40
2016-07-01	C	Citigroup	D	-2.87	0.20	BBT	Bb&t	B	1.19	0.20
2016-08-01	BAC	Bank Of America	D	-2.87	0.80	CMA	Comerica	A	2.24	0.80
2016-08-01	BEN	Franklin Resources	D	-2.85	0.00	EFX	Equifax	A	2.74	0.00
2016-08-01	LB	L Brands	D	-2.88	0.60	ULTA	Ulta Beauty	A	2.51	0.60
2016-08-01	MUR	Murphy Oil	C	-1.88	0.10	SWN	Southwestern Energy	A	2.45	0.10
2016-08-01	COP	Conocophillips	D	-2.92	0.70	WMB	Williams Companies	A	2.34	0.70
2016-08-01	CCO	Cameco	D	-2.88	0.20	NI	Nisource	A	3.00	0.20
2016-08-01	C	Citigroup	D	-2.87	0.20	ZION	Zions Bancorp	A	2.23	0.20
2016-09-01	LB	L Brands	D	-2.88	0.60	ULTA	Ulta Beauty	A	2.48	0.60
2016-09-01	MUR	Murphy Oil	C	-1.87	0.10	CHK	Chesapeake Energy	A	2.66	0.10
2016-09-01	COP	Conocophillips	D	-2.92	0.80	SWN	Southwestern Energy	A	2.45	0.80
2016-09-01	PPL	Ppl	C	-1.86	0.40	NI	Nisource	A	3.00	0.40
2016-09-01	SCCO	Southern Copper	C	-1.85	0.40	FCX	Freeport-mcmoran	A	2.46	0.40
2016-09-01	CCO	Cameco	D	-2.89	0.20	EXR	Extra Space Storage	A	2.76	0.20
2016-10-03	BEN	Franklin Resources	D	-2.83	0.00	EFX	Equifax	A	2.76	0.00
2016-10-03	COL	Rockwell Collins	D	-2.85	0.40	FISV	Fiserv	A	2.61	0.40
2016-10-03	LB	L Brands	D	-2.88	0.50	AMZN	Amazon.com	A	2.49	0.50
2016-10-03	MUR	Murphy Oil	C	-1.85	0.10	CHK	Chesapeake Energy	A	2.67	0.10
2016-10-03	OXY	Occidental Petroleum	C	-1.85	0.70	WMB	Williams Companies	A	2.46	0.70
2016-10-03	COP	Conocophillips	D	-2.92	0.80	SWN	Southwestern Energy	A	2.45	0.80

Date	Ticker	Name	R	SM	W (%)	Ticker	Name	R	SM	W (%)
2016-10-03	PPL	Ppl	C	-1.86	0.40	NI	Nisource	A	3.00	0.40
2016-10-03	SCCO	Southern Copper	D	-2.85	0.40	FCX	Freeport-mcmoran	A	2.48	0.40
2016-10-03	WFC	Wells Fargo	D	-2.86	1.10	ZION	Zions Bancorp	A	2.26	1.10
2016-10-03	CCO	Cameco	D	-2.89	0.20	EXR	Extra Space Storage	A	2.73	0.20
2016-10-03	BMY	Bristol-myers Squibb	D	-2.88	2.20	EW	Edwards Lifesciences	A	2.62	2.20
2016-10-03	DO	Diamond Offshore Drilling	D	-2.89	0.10	DVN	Devon Energy	A	2.40	0.10
2016-11-01	ABT	Abbott Laboratories	D	-2.86	1.00	EW	Edwards Lifesciences	A	2.48	1.00
2016-11-01	FE	Firstenergy	C	-1.85	0.20	OKE	Oneok	A	2.43	0.20
2016-11-01	AEP	American Electric Power	C	-1.85	0.50	SCG	Scana	A	2.25	0.50
2016-11-01	ELUXB	Electrolux	D	-2.85	0.20	NEM	Newmont Mining	A	2.41	0.20
2016-11-01	BEN	Franklin Resources	D	-2.84	0.00	EFX	Equifax	A	2.70	0.00
2016-11-01	CLX	Clorox	D	-2.86	1.70	ATVI	Activision Blizzard	A	2.67	1.70
2016-11-01	D	Dominion Resources	C	-1.84	0.90	AES	Aes	A	2.23	0.90
2016-11-01	ED	Consolidated Edison	C	-1.85	0.40	CNP	Centerpoint Energy	A	2.22	0.40
2016-11-01	NEE	Nextera Energy	C	-1.84	1.30	CMS	Cms Energy	A	2.22	1.30
2016-11-01	COL	Rockwell Collins	D	-2.85	0.40	GPV	Global Payments	A	2.35	0.40
2016-11-01	LB	L Brands	D	-2.89	0.50	ULTA	Ulta Beauty	A	2.47	0.50
2016-11-01	MCD	Mcdonald's	C	-1.86	1.90	WYNN	Wynn Resorts	A	2.32	1.90
2016-11-01		Minnesota Mng.& Mfg	C	-1.85	1.50	MTD	Mettler Toledo International	A	2.30	1.50
2016-11-01	MUR	Murphy Oil	C	-1.88	0.10	CHK	Chesapeake Energy	A	2.56	0.10
2016-11-01	COP	Conocophillips	D	-2.92	0.80	WMB	Williams Companies	A	2.43	0.80
2016-11-01	PCG	Pg&e	C	-1.84	0.40	LNT	Alliant Energy	A	2.22	0.40
2016-11-01	PFE	Pfizer	C	-1.86	1.10	STJ	St Jude Medical Inc	A	2.26	1.10
2016-11-01	PPL	Ppl	C	-1.86	0.40	XEL	Xcel Energy	A	2.21	0.40
2016-11-01	BXP	Boston Properties	C	-1.86	0.40	EQIX	Equinix Inc	A	2.27	0.40
2016-11-01	T	At&t	C	-1.86	2.10	CTL	Centurylink	A	2.19	2.10
2016-11-01	SO	Southern	C	-1.85	0.80	NVDA	Nvidia	A	2.60	0.80
2016-11-01	VNO	Vornado Realty Trust	C	-1.86	0.30	AMB	Prologis	A	2.23	0.30
2016-11-01	WEC	Wec Energy	C	-1.85	0.40	FCX	Freeport-mcmoran	A	2.50	0.40
2016-11-01	WFC	Wells Fargo	D	-2.85	1.20	CMA	Comerica	A	2.28	1.20
2016-11-01	CCO	Cameco	D	-2.90	0.20	FB	Facebook	A	2.38	0.20
2016-11-01	KIM	Kimco Realty	C	-1.87	0.00	AMT	American Tower	A	2.23	0.00
2016-11-01	BMY	Bristol-myers Squibb	D	-2.89	2.10	BDX	Becton Dickinson	A	2.25	2.10
2016-11-01	DO	Diamond Offshore Drilling	D	-2.89	0.10	DVN	Devon Energy	A	2.34	0.10
2016-11-01	XOM	Exxon Mobil	C	-1.85	2.60	APC	Anadarko Petroleum	A	2.33	2.60
2016-11-01	VZ	Verizon Communications	C	-1.86	2.10	AMZN	Amazon.com	A	2.46	2.10
2016-11-01	PM	Philip Morris International	C	-1.85	2.20	RAI	Reynolds American	A	2.45	2.20
2016-11-01	MDLZ	Mondelez International	C	-1.84	1.10	STZ	Constellation Brands	A	2.33	1.10
2016-12-01	ABT	Abbott Laboratories	D	-2.86	0.90	EW	Edwards Lifesciences	A	2.42	0.90
2016-12-01	FE	Firstenergy	C	-1.86	0.20	OKE	Oneok	A	2.48	0.20
2016-12-01	AEP	American Electric Power	C	-1.86	0.40	SCG	Scana	A	2.24	0.40
2016-12-01	ELUXB	Electrolux	D	-2.85	0.20	AMZN	Amazon.com	A	2.43	0.20
2016-12-01	CLX	Clorox	D	-2.86	1.50	ATVI	Activision Blizzard	A	2.56	1.50
2016-12-01	D	Dominion Resources	C	-1.85	0.80	CNP	Centerpoint Energy	A	2.23	0.80
2016-12-01	DUK	Duke Energy	C	-1.86	1.90	AES	Aes	A	2.22	1.90
2016-12-01	ED	Consolidated Edison	C	-1.86	0.30	CMS	Cms Energy	A	2.21	0.30
2016-12-01	TRV	Travelers Companies	C	-1.84	3.30	CB	Chubb	A	2.33	3.30
2016-12-01	NEE	Nextera Energy	C	-1.86	1.10	LNT	Alliant Energy	A	2.21	1.10
2016-12-01	KMB	Kimberly-clark	D	-2.86	1.30	RAI	Reynolds American	A	2.45	1.30

Date	Ticker	Name	R	SM	W (%)	Ticker	Name	R	SM	W (%)
2016-12-01	KO	Coca-cola	D	-2.86	1.20	STZ	Constellation Brands	A	2.30	1.20
2016-12-01	LB	L Brands	D	-2.88	0.50	ULTA	Ulta Beauty	A	2.50	0.50
2016-12-01		Minnesota Mng.& Mfg	C	-1.84	1.50	URI	United Rentals	A	2.40	1.50
2016-12-01	MO	Altria	C	-1.85	0.90	PVH	Pvh	A	2.27	0.90
2016-12-01	NWL	Newell Brands	C	-1.86	0.70	HAS	Hasbro	A	2.26	0.70
2016-12-01	OXY	Occidental Petroleum	C	-1.84	0.70	CHK	Chesapeake Energy	A	2.74	0.70
2016-12-01	COP	Conocophillips	D	-2.91	0.90	WMB	Williams Companies	A	2.45	0.90
2016-12-01	PCG	Pg&e	C	-1.85	0.30	XEL	Xcel Energy	A	2.20	0.30
2016-12-01	PFE	Pfizer	C	-1.86	1.10	STJ	St Jude Medical Inc	A	2.27	1.10
2016-12-01	PPL	Ppl	D	-2.86	0.40	NVDA	Nvidia	A	2.76	0.40
2016-12-01	BXP	Boston Properties	C	-1.86	0.40	EQIX	Equinix Inc	A	2.25	0.40
2016-12-01	T	At&t	C	-1.85	2.10	LVLTL	Level 3 Communications	A	2.20	2.10
2016-12-01	SO	Southern	C	-1.86	0.70	FCX	Freeport-mcmoran	A	2.67	0.70
2016-12-01	UN	Unilever	C	-1.86	1.40	MAT	Mattel	A	2.26	1.40
2016-12-01	VNO	Vornado Realty Trust	C	-1.85	0.30	AMB	Prologis	A	2.23	0.30
2016-12-01	WEC	Wec Energy	C	-1.86	0.40	EFX	Equifax	A	2.63	0.40
2016-12-01	CCO	Cameco	D	-2.88	0.20	CMA	Comerica	A	2.35	0.20
2016-12-01	KIM	Kimco Realty	C	-1.87	0.00	O	Realty Income	A	2.21	0.00
2016-12-01	BCE	Bce	C	-1.85	0.20	AMAT	Applied Materials	A	2.35	0.20
2016-12-01	BMJ	Bristol-myers Squibb	D	-2.88	2.20	UNH	Unitedhealth	A	2.24	2.20
2016-12-01	DO	Diamond Offshore Drilling	D	-2.88	0.10	DVN	Devon Energy	A	2.43	0.10
2016-12-01	XOM	Exxon Mobil	C	-1.85	2.60	APC	Anadarko Petroleum	A	2.37	2.60
2016-12-01	VZ	Verizon Communications	C	-1.85	2.10	CTL	Centurylink	A	2.18	2.10
2016-12-01	PM	Philip Morris International	C	-1.86	1.90	HAR	Harman Ind Inc	A	2.24	1.90
2017-01-02	ABT	Abbott Laboratories	D	-2.86	0.90	EW	Edwards Lifesciences	A	2.49	0.90
2017-01-02	FE	Firstenergy	D	-2.86	0.20	OKE	Oneok	A	2.51	0.20
2017-01-02	AEP	American Electric Power	C	-1.85	0.50	SCG	Scana	A	2.25	0.50
2017-01-02	CLX	Clorox	D	-2.86	1.60	ATVI	Activision Blizzard	A	2.57	1.60
2017-01-02	D	Dominion Resources	C	-1.84	0.80	CNP	Centerpoint Energy	A	2.24	0.80
2017-01-02	DUK	Duke Energy Consolidated	C	-1.85	2.00	LNT	Alliant Energy	A	2.22	2.00
2017-01-02	ED	Edison	C	-1.85	0.30	CMS	Cms Energy	A	2.22	0.30
2017-01-02	SPG	Simon Property	D	-2.87	0.10	EQIX	Equinix Inc	A	2.27	0.10
2017-01-02	NEE	Nextera Energy	C	-1.85	1.20	XEL	Xcel Energy	A	2.21	1.20
2017-01-02	JNJ	Johnson & Johnson	C	-1.85	1.20	STJ	St Jude Medical Inc	A	2.27	1.20
2017-01-02	KMB	Kimberly-clark	D	-2.86	1.20	RAI	Reynolds American	A	2.47	1.20
2017-01-02	KO	Coca-cola	D	-2.85	1.20	STZ	Constellation Brands	A	2.31	1.20
2017-01-02	MHFI	McGraw Hill Fin	C	-1.86	0.30	NAVI	Navient	A	2.33	0.30
2017-01-02		Minnesota Mng.& Mfg	C	-1.84	1.60	URI	United Rentals	A	2.41	1.60
2017-01-02	NWL	Newell Brands	C	-1.86	0.70	HAS	Hasbro	A	2.24	0.70
2017-01-02	OXY	Occidental Petroleum	C	-1.84	0.70	CHK	Chesapeake Energy	A	2.74	0.70
2017-01-02	PCG	Pg&e	C	-1.85	0.30	AEE	Ameren	A	2.18	0.30
2017-01-02	PFE	Pfizer	C	-1.85	1.10	DGX	Quest Diagnostics	A	2.25	1.10
2017-01-02	PPL	Ppl	D	-2.86	0.40	NRG	Nrg Energy	B	1.21	0.40
2017-01-02	BXP	Boston Properties	C	-1.85	0.40	MAA	Mid-america Apartment Communities	A	2.25	0.40
2017-01-02	SO	Southern	C	-1.85	0.70	NVDA	Nvidia	A	2.92	0.70
2017-01-02	UN	Unilever	D	-2.86	1.40	HAR	Harman Ind Inc	A	2.24	1.40
2017-01-02	WEC	Wec Energy	C	-1.85	0.40	FCX	Freeport-mcmoran	A	2.59	0.40
2017-01-02	KIM	Kimco Realty	D	-2.87	0.00	AMB	Prologis	A	2.24	0.00
2017-01-02	BCE	Bce	C	-1.85	0.20	ULTA	Ulta Beauty	A	2.50	0.20
2017-01-02	BMJ	Bristol-myers Squibb	D	-2.87	2.20	UNH	Unitedhealth	A	2.24	2.20
2017-01-02	DO	Diamond Offshore Drilling	D	-2.89	0.10	WMB	Williams Companies	A	2.47	0.10

Date	Ticker	Name	R	SM	W (%)	Ticker	Name	R	SM	W (%)
2017-01-02	PM	Philip Morris International	C	-1.85	2.00	MHK	Mohawk Industries	A	2.22	2.00
2017-02-01	FE	Firstenergy	D	-2.86	0.20	OKE	Oneok	A	2.48	0.20
2017-02-01	AEP	American Electric Power	C	-1.85	0.50	NRG	Nrg Energy	A	2.28	0.50
2017-02-01	CLX	Clorox	D	-2.86	1.60	ATVI	Activision Blizzard	A	2.64	1.60
2017-02-01	DUK	Duke Energy	C	-1.85	2.00	CNP	Centerpoint Energy	A	2.26	2.00
2017-02-01	ED	Consolidated Edison	C	-1.85	0.30	CMS	Cms Energy	A	2.22	0.30
2017-02-01	SPG	Simon Property	D	-2.87	0.10	EQIX	Equinix Inc	A	2.29	0.10
2017-02-01	NEE	Nextera Energy	C	-1.84	1.20	XEL	Xcel Energy	A	2.21	1.20
2017-02-01	JNJ	Johnson & Johnson	C	-1.85	1.20	EW	Edwards Lifesciences	A	2.51	1.20
2017-02-01	KMB	Kimberly-clark	D	-2.85	1.30	RAI	Reynolds American	A	2.50	1.30
2017-02-01	KO	Coca-cola	D	-2.85	1.20	STZ	Constellation Brands	A	2.30	1.20
2017-02-01	LB	L Brands	D	-2.87	0.40	ULTA	Ulta Beauty	A	2.53	0.40
2017-02-01	MHFI	McGraw Hill Fin	C	-1.84	0.40	MS	Morgan Stanley	A	2.33	0.40
2017-02-01	ES	Eversource Energy	C	-1.85	0.30	AEE	Ameren	A	2.18	0.30
2017-02-01	NWL	Newell Brands	C	-1.86	0.70	HAS	Hasbro	A	2.26	0.70
2017-02-01	OXY	Occidental Petroleum	C	-1.85	0.60	CHK	Chesapeake Energy	A	2.67	0.60
2017-02-01	PCG	Pg&e	C	-1.84	0.30	PNW	Pinnacle West Capital	A	2.18	0.30
2017-02-01	PFE	Pfizer	C	-1.86	1.10	IDXX	Idexx Laboratories	A	2.30	1.10
2017-02-01	PPL	Ppl	D	-2.85	0.40	NVDA	Nvidia	A	2.98	0.40
2017-02-01	BXP	Boston Properties	C	-1.85	0.40	MAA	Mid-america Apartment Communities	A	2.23	0.40
2017-02-01	SO	Southern	D	-2.85	0.70	FCX	Freeport-mcmoran	A	2.75	0.70
2017-02-01	UN	Unilever	D	-2.86	1.40	HAR	Harman Ind Inc	A	2.24	1.40
2017-02-01	WEC	Wec Energy	C	-1.86	0.40	URI	United Rentals	A	2.50	0.40
2017-02-01	WMT	Wal-mart Stores	C	-1.85	1.00	AMZN	Amazon.com	A	2.48	1.00
2017-02-01	KIM	Kimco Realty	D	-2.87	0.00	O	Realty Income	A	2.22	0.00
2017-02-01	BCE	Bce	C	-1.85	0.20	MU	Micron Technology	A	2.43	0.20
2017-02-01	BMJ	Bristol-myers Squibb	D	-2.89	1.90	COO	Cooper Companies	A	2.26	1.90
2017-02-01	DO	Diamond Offshore Drilling	D	-2.90	0.10	WMB	Williams Companies	A	2.42	0.10
2017-02-01	PM	Philip Morris International	D	-2.85	2.10	MHK	Mohawk Industries	A	2.24	2.10
2017-03-01	FE	Firstenergy	D	-2.86	0.20	OKE	Oneok	A	2.49	0.20
2017-03-01	AEP	American Electric Power	C	-1.85	0.50	NRG	Nrg Energy	A	2.28	0.50
2017-03-01	TECK.B	Teck Resources	C	-1.87	0.10	NVDA	Nvidia	A	2.89	0.10
2017-03-01	WIN	Windstream Holdings	D	-2.88	0.20	LVLT	Level 3 Communications	A	2.21	0.20
2017-03-01	ED	Consolidated Edison	C	-1.84	0.30	CNP	Centerpoint Energy	A	2.27	0.30
2017-03-01	SPG	Simon Property	D	-2.87	0.10	EQIX	Equinix Inc	A	2.29	0.10
2017-03-01	KO	Coca-cola	D	-2.85	1.20	STZ	Constellation Brands	A	2.32	1.20
2017-03-01	LB	L Brands	D	-2.88	0.40	ULTA	Ulta Beauty	A	2.54	0.40
2017-03-01	ES	Eversource Energy	C	-1.84	0.30	CMS	Cms Energy	A	2.23	0.30
2017-03-01	NWL	Newell Brands	C	-1.85	0.70	ATVI	Activision Blizzard	A	2.74	0.70
2017-03-01	OXY	Occidental Petroleum	D	-2.85	0.60	WMB	Williams Companies	A	2.43	0.60
2017-03-01	PPL	Ppl	D	-2.85	0.40	XEL	Xcel Energy	A	2.23	0.40
2017-03-01	SO	Southern	D	-2.85	0.70	EIX	Edison International	A	2.19	0.70
2017-03-01	CNX	Consol Energy	C	-1.88	0.10	FCX	Freeport-mcmoran	A	2.62	0.10
2017-03-01	KIM	Kimco Realty	D	-2.88	0.00	CBG	Cbre	A	2.26	0.00
2017-03-01	BCE	Bce	D	-2.85	0.10	RAI	Reynolds American	A	2.52	0.10
2017-03-01	DO	Diamond Offshore Drilling	D	-2.89	0.10	DVN	Devon Energy	A	2.40	0.10
2017-04-03	FE	Firstenergy	D	-2.86	0.20	OKE	Oneok	A	2.49	0.20
2017-04-03	APD	Air Products & Chemicals	C	-1.85	0.80	ALB	Albemarle	A	2.42	0.80
2017-04-03	TECK.B	Teck Resources	C	-1.85	0.10	NVDA	Nvidia	A	2.94	0.10
2017-04-03	WIN	Windstream Holdings	D	-2.91	0.20	LVLT	Level 3 Communications	A	2.21	0.20

Date	Ticker	Name	R	SM	W (%)	Ticker	Name	R	SM	W (%)
2017-04-03	SPG	Simon Property	D	-2.87	0.10	EQIX	Equinix Inc	A	2.31	0.10
2017-04-03	GE	General Electric	D	-2.85	1.90	URI	United Rentals	A	2.48	1.90
2017-04-03	LB	L Brands	D	-2.90	0.30	ULTA	Ulta Beauty	A	2.55	0.30
2017-04-03	MUR	Murphy Oil	D	-2.86	0.10	WMB	Williams Companies	A	2.45	0.10
2017-04-03	NWL	Newell Brands	C	-1.86	0.70	ATVI	Activision Blizzard	A	2.78	0.70
2017-04-03	OXY	Occidental Petroleum	D	-2.86	0.60	KMI	Kinder Morgan	A	2.30	0.60
2017-04-03	SLB	Schlumberger	C	-1.85	0.60	CXO	Concho Resources	A	2.30	0.60
2017-04-03	PX	Praxair	C	-1.84	0.60	FMC	Fmc	A	2.36	0.60
2017-04-03	CNX	Consol Energy	C	-1.87	0.10	FCX	Freeport-mcmoran	A	2.59	0.10
2017-04-03	KIM	Kimco Realty	D	-2.89	0.00	ARE	Alexandria Real Estate Equities	A	2.26	0.00
2017-04-03	BMJ	Bristol-myers Squibb	D	-2.85	2.00	IDXX	Idexx Laboratories	A	2.38	2.00
2017-04-03	DO	Diamond Offshore Drilling	D	-2.90	0.10	EOG	Eog Resources	A	2.27	0.10
2017-04-03	XOM	Exxon Mobil	D	-2.85	2.30	BHI	Baker Hughes	A	2.26	2.30
2017-04-03	VZ	Verizon Communications	D	-2.85	2.00	AMD	Advanced Micro Devices	A	3.00	2.00
2017-05-01	FE	Firstenergy	D	-2.87	0.20	OKE	Oneok	A	2.47	0.20
2017-05-01	APD	Air Products & Chemicals	C	-1.84	0.80	ALB	Albemarle	A	2.44	0.80
2017-05-01	TECK.B	Teck Resources	C	-1.86	0.10	NVDA	Nvidia	A	2.92	0.10
2017-05-01	WIN	Windstream Holdings	D	-2.91	0.20	LVL	Level 3 Communications	A	2.22	0.20
2017-05-01	SPG	Simon Property	D	-2.88	0.10	EQIX	Equinix Inc	A	2.32	0.10
2017-05-01	GE	General Electric	D	-2.85	1.80	URI	United Rentals	A	2.42	1.80
2017-05-01	LB	L Brands	D	-2.88	0.40	ULTA	Ulta Beauty	A	2.55	0.40
2017-05-01	MUR	Murphy Oil	D	-2.87	0.10	WMB	Williams Companies	A	2.46	0.10
2017-05-01	OXY	Occidental Petroleum	D	-2.86	0.60	CXO	Concho Resources	A	2.29	0.60
2017-05-01	COP	Conocophillips	C	-1.85	0.80	BHI	Baker Hughes	A	2.26	0.80
2017-05-01	SLB	Schlumberger	C	-1.86	0.50	EOG	Eog Resources	A	2.25	0.50
2017-05-01	CNX	Consol Energy	C	-1.88	0.10	FCX	Freeport-mcmoran	A	2.56	0.10
2017-05-01	KIM	Kimco Realty	D	-2.89	0.00	ARE	Alexandria Real Estate Equities	A	2.26	0.00
2017-05-01	BMJ	Bristol-myers Squibb	D	-2.84	2.10	IDXX	Idexx Laboratories	A	2.41	2.10
2017-05-01	DO	Diamond Offshore Drilling	D	-2.91	0.10	MPC	Marathon Petroleum	A	2.24	0.10
2017-05-01	XOM	Exxon Mobil	D	-2.85	2.30	PXD	Pioneer Natural Resources	A	2.23	2.30
2017-05-01	VZ	Verizon Communications	D	-2.86	1.90	AMD	Advanced Micro Devices	A	3.00	1.90
2017-06-01	FE	Firstenergy	D	-2.87	0.20	OKE	Oneok	A	2.44	0.20
2017-06-01	AVP	Avon Products	D	-2.92	0.00	ATVI	Activision Blizzard	A	2.94	0.00
2017-06-01	TECK.B	Teck Resources	C	-1.88	0.10	ALB	Albemarle	A	2.45	0.10
2017-06-01	WIN	Windstream Holdings	D	-2.93	0.10	LVL	Level 3 Communications	A	2.23	0.10
2017-06-01	SPG	Simon Property	D	-2.89	0.10	EQIX	Equinix Inc	A	2.34	0.10
2017-06-01	GE	General Electric	D	-2.86	1.70	MTD	Mettler Toledo International	A	2.44	1.70
2017-06-01	HAL	Halliburton	C	-1.87	0.70	WMB	Williams Companies	A	2.43	0.70
2017-06-01	IBM	IBM	C	-1.86	1.20	NVDA	Nvidia	A	3.00	1.20
2017-06-01	LB	L Brands	D	-2.88	0.40	ULTA	Ulta Beauty	A	2.60	0.40
2017-06-01	MUR	Murphy Oil	D	-2.88	0.10	CXO	Concho Resources	A	2.29	0.10
2017-06-01	OXY	Occidental Petroleum	D	-2.87	0.50	MPC	Marathon Petroleum	A	2.25	0.50
2017-06-01	COP	Conocophillips	C	-1.86	0.80	BHI	Baker Hughes	A	2.24	0.80
2017-06-01	PEG	Public Service Enterprise	C	-1.84	0.30	CNP	Centerpoint Energy	A	2.29	0.30
2017-06-01	PFE	Pfizer	C	-1.84	1.10	IDXX	Idexx Laboratories	A	2.42	1.10
2017-06-01	BXP	Boston Properties	C	-1.85	0.40	ARE	Alexandria Real Estate Equities	A	2.27	0.40
2017-06-01	T	At&t	C	-1.85	2.00	AMD	Advanced Micro Devices	A	3.00	2.00
2017-06-01	SLB	Schlumberger	D	-2.87	0.50	COG	Cabot Oil & Gas	A	2.17	0.50
2017-06-01	VNO	Vornado Realty Trust	C	-1.86	0.30	AMT	American Tower	A	2.26	0.30
2017-06-01	WFC	Wells Fargo	C	-1.85	1.20	CMA	Comerica	A	2.37	1.20

Date	Ticker	Name	R	SM	W (%)	Ticker	Name	R	SM	W (%)
2017-06-01		National Bank Of Canada	C	-1.85	1.40	FB	Facebook	A	2.45	1.40
2017-06-01	ENB	Enbridge	C	-1.85	1.30	URI	United Rentals	A	2.42	1.30
2017-06-01	MRO	Marathon Oil	C	-1.88	0.40	AMZN	Amazon.com	A	2.58	0.40
2017-06-01	CNX	Consol Energy	D	-2.89	0.10	FCX	Freeport-mcmoran	A	2.51	0.10
2017-06-01	KIM	Kimco Realty	D	-2.91	0.00	MAA	Mid-america Apartment Communities	A	2.26	0.00
2017-06-01	DO	Diamond Offshore Drilling	D	-2.92	0.10	RAI	Reynolds American	A	2.56	0.10
2017-06-01	XOM	Exxon Mobil	D	-2.85	2.20	MU	Micron Technology	A	2.54	2.20
2017-06-01	VZ	Verizon Communications	D	-2.86	1.90	AMAT	Applied Materials	A	2.53	1.90
2017-06-01	EXC	Exelon	C	-1.84	0.30	NRG	Nrg Energy	A	2.28	0.30
2017-07-03	FE	Firstenergy	D	-2.87	0.20	OKE	Oneok	A	2.46	0.20
2017-07-03	AVP	Avon Products	D	-2.91	0.00	ATVI	Activision Blizzard	A	2.89	0.00
2017-07-03	TECK.B	Teck Resources	C	-1.89	0.10	AMAT	Applied Materials	A	2.48	0.10
2017-07-03	WIN	Windstream Holdings	D	-2.94	0.10	LVLTL	Level 3 Communications	A	2.22	0.10
2017-07-03	SPG	Simon Property	D	-2.88	0.10	EQIX	Equinix Inc	A	2.32	0.10
2017-07-03	GE	General Electric	D	-2.86	1.70	MTD	Mettler Toledo International	A	2.44	1.70
2017-07-03	HAL	Halliburton	C	-1.87	0.70	WMB	Williams Companies	A	2.46	0.70
2017-07-03	IBM	IBM	D	-2.86	1.20	NVDA	Nvidia	A	3.00	1.20
2017-07-03	LB	L Brands	D	-2.88	0.40	AMZN	Amazon.com	A	2.55	0.40
2017-07-03	MUR	Murphy Oil	D	-2.87	0.10	CXO	Concho Resources	A	2.29	0.10
2017-07-03	OXY	Occidental Petroleum	D	-2.86	0.60	MPC	Marathon Petroleum	A	2.25	0.60
2017-07-03	COP	Conocophillips	C	-1.86	0.80	TSO	Tesoro	A	2.19	0.80
2017-07-03	PEG	Public Service Enterprise	C	-1.85	0.30	NRG	Nrg Energy	A	2.29	0.30
2017-07-03	PFE	Pfizer	C	-1.84	1.10	ALGN	Align Technology	A	2.42	1.10
2017-07-03	BXP	Boston Properties	D	-2.85	0.40	ARE	Alexandria Real Estate Equities	A	2.28	0.40
2017-07-03	T	At&t	D	-2.85	1.90	CTL	Centurylink	A	2.18	1.90
2017-07-03	SLB	Schlumberger	D	-2.87	0.50	COG	Cabot Oil & Gas Mid-america Apartment Communities	A	2.19	0.50
2017-07-03	VNO	Vornado Realty Trust	D	-2.86	0.30	MAA	Mid-america Apartment Communities	A	2.27	0.30
2017-07-03	WFC	Wells Fargo	C	-1.84	1.30	CMA	Comerica	A	2.40	1.30
2017-07-03	BMO	Bank Of Montreal	C	-1.85	0.40	FB	Facebook	A	2.44	0.40
2017-07-03	CCO	Cameco	C	-1.88	0.20	URI	United Rentals	A	2.44	0.20
2017-07-03		National Bank Of Canada	C	-1.85	1.40	ALB	Albemarle	A	2.42	1.40
2017-07-03	ENB	Enbridge	C	-1.85	1.30	CSX	Csx	A	2.41	1.30
2017-07-03	MRO	Marathon Oil	D	-2.89	0.40	PSX	Phillips 66	A	2.18	0.40
2017-07-03	CNX	Consol Energy	D	-2.88	0.10	FCX	Freeport-mcmoran	A	2.54	0.10
2017-07-03	KIM	Kimco Realty	D	-2.90	0.00	CBG	Cbre	A	2.26	0.00
2017-07-03	DO	Diamond Offshore Drilling	D	-2.93	0.10	AMD	Advanced Micro Devices	A	3.00	0.10
2017-07-03	XOM	Exxon Mobil	D	-2.85	2.30	ULTA	Ultra Beauty	A	2.55	2.30
2017-07-03	VZ	Verizon Communications	D	-2.86	1.80	RAI	Reynolds American	A	2.54	1.80
2017-07-03	CVX	Chevron	C	-1.85	2.40	MU	Micron Technology	A	2.51	2.40
2017-08-01	AVP	Avon Products	D	-2.91	0.00	ATVI	Activision Blizzard	A	2.98	0.00
2017-08-01	TECK.B	Teck Resources	C	-1.87	0.10	AMD	Advanced Micro Devices	A	3.00	0.10
2017-08-01	WIN	Windstream Holdings	D	-2.94	0.10	LVLTL	Level 3 Communications	A	2.22	0.10
2017-08-01	SPG	Simon Property	D	-2.88	0.10	EQIX	Equinix Inc	A	2.35	0.10
2017-08-01	GE	General Electric	D	-2.87	1.60	URI	United Rentals	A	2.45	1.60
2017-08-01	HAL	Halliburton	C	-1.88	0.70	WMB	Williams Companies	A	2.47	0.70
2017-08-01	IBM	IBM	D	-2.87	1.10	NVDA	Nvidia	A	3.00	1.10
2017-08-01	LB	L Brands	D	-2.90	0.30	AMZN	Amazon.com	A	2.58	0.30
2017-08-01	MUR	Murphy Oil	D	-2.87	0.10	CXO	Concho Resources	A	2.30	0.10
2017-08-01	OXY	Occidental Petroleum	D	-2.86	0.50	MPC	Marathon Petroleum	A	2.27	0.50
2017-08-01	COP	Conocophillips	C	-1.86	0.70	TSO	Tesoro	A	2.20	0.70
2017-08-01	PEG	Public Service Enterprise	C	-1.84	0.30	OKE	Oneok	A	2.50	0.30
2017-08-01	PFE	Pfizer	C	-1.84	1.10	ALGN	Align Technology	A	2.48	1.10
2017-08-01	BXP	Boston Properties	D	-2.85	0.40	ARE	Alexandria Real Estate Equities	A	2.28	0.40

Date	Ticker	Name	R	SM	W (%)	Ticker	Name	R	SM	W (%)
2017-08-01	T	At&t	D	-2.85	1.90	CTL	Centurylink	A	2.17	1.90
2017-08-01	SLB	Schlumberger	D	-2.87	0.50	PSX	Phillips 66	A	2.19	0.50
2017-08-01	VNO	Vornado Realty Trust	D	-2.85	0.30	AMT	American Tower	A	2.27	0.30
2017-08-01	WFC	Wells Fargo	C	-1.85	1.20	CMA	Comerica	A	2.39	1.20
2017-08-01	BMO	Bank Of Montreal	C	-1.85	0.40	AMAT	Applied Materials	A	2.51	0.40
2017-08-01	CCO	Cameco	C	-1.87	0.20	FB	Facebook	A	2.50	0.20
2017-08-01	ENB	Enbridge	D	-2.85	1.30	ULTA	Ulta Beauty	A	2.50	1.30
2017-08-01	MRO	Marathon Oil	D	-2.89	0.30	COG	Cabot Oil & Gas	A	2.19	0.30
2017-08-01	CNX	Consol Energy	D	-2.88	0.10	FCX	Freeport-mcmoran	A	2.65	0.10
2017-08-01	KIM	Kimco Realty	D	-2.89	0.00	CBG	Cbre	A	2.27	0.00
2017-08-01	DO	Diamond Offshore Drilling	D	-2.92	0.10	VLO	Valero Energy	A	2.19	0.10
2017-08-01	XOM	Exxon Mobil	D	-2.86	2.20	EQT	Eq	B	1.21	2.20
2017-09-01	AVP	Avon Products	D	-2.94	0.00	ATVI	Activision Blizzard	A	3.00	0.00
2017-09-01	WIN	Windstream Holdings	D	-2.97	0.10					
2017-09-01	EMR	Emerson Electric	C	-1.85	0.00	URI	United Rentals	A	2.46	0.00
2017-09-01	SPG	Simon Property	D	-2.88	0.10	EQIX	Equinix Inc	A	2.36	0.10
2017-09-01	GE	General Electric	D	-2.87	1.60	MTD	Mettler Toledo International	A	2.45	1.60
2017-09-01	HAL	Halliburton	D	-2.89	0.60	WMB	Williams Companies	A	2.45	0.60
2017-09-01	IBM	IBM	D	-2.87	1.10	NVDA	Nvidia	A	3.00	1.10
2017-09-01	LB	L Brands	D	-2.92	0.30	AMZN	Amazon.com	A	2.57	0.30
2017-09-01	MO	Altria	C	-1.86	0.90	EA	Electronic Arts	A	2.32	0.90
2017-09-01	MUR	Murphy Oil	D	-2.89	0.10	MPC	Marathon Petroleum	A	2.25	0.10
2017-09-01	NWL	Newell Brands	C	-1.85	0.70	PHM	Pultegroup	A	2.28	0.70
2017-09-01	OXY	Occidental Petroleum	D	-2.87	0.50	EQT	Eq	A	2.21	0.50
2017-09-01	COP	Conocophillips	C	-1.86	0.80	TSO	Tesoro	A	2.21	0.80
2017-09-01	BXP	Boston Properties	D	-2.86	0.40	AMT	American Tower	A	2.29	0.40
2017-09-01	T	At&t	D	-2.85	1.90	LVLT	Level 3 Communications	A	2.20	1.90
2017-09-01	SLB	Schlumberger	D	-2.88	0.50	COG	Cabot Oil & Gas	A	2.20	0.50
2017-09-01	BP	Bp Adr	C	-1.85	0.40	VLO	Valero Energy	A	2.19	0.40
2017-09-01	SO	Southern	D	-2.84	0.70	OKE	Oneok	A	2.48	0.70
2017-09-01	VNO	Vornado Realty Trust	D	-2.86	0.30	ARE	Alexandria Real Estate Equities	A	2.28	0.30
2017-09-01	WFC	Wells Fargo	C	-1.86	1.20	CMA	Comerica	A	2.37	1.20
2017-09-01	WY	Weyerhaeuser	C	-1.85	0.30	MAA	Mid-america Apartment Communities	A	2.27	0.30
2017-09-01	BMO	Bank Of Montreal	C	-1.86	0.40	FB	Facebook	A	2.51	0.40
2017-09-01	CCO	Cameco	C	-1.88	0.20	ALGN	Align Technology	A	2.50	0.20
2017-09-01	INTC	Intel	D	-2.84	0.40	AMD	Advanced Micro Devices	A	3.00	0.40
2017-09-01	ENB	Enbridge	D	-2.86	1.20	ALB	Albemarle	A	2.47	1.20
2017-09-01	MRO	Marathon Oil	D	-2.90	0.30	PSX	Phillips 66	A	2.19	0.30
2017-09-01	CNX	Consol Energy	D	-2.89	0.10	FCX	Freeport-mcmoran	A	2.67	0.10
2017-09-01	KIM	Kimco Realty	D	-2.90	0.00	CBG	Cbre	A	2.26	0.00
2017-09-01	DO	Diamond Offshore Drilling	D	-2.92	0.10	MU	Micron Technology	A	2.57	0.10
2017-09-01	XOM	Exxon Mobil	D	-2.86	2.20	AMAT	Applied Materials	A	2.52	2.20
2017-10-02	AVP	Avon Products	D	-2.94	0.00	ATVI	Activision Blizzard	A	3.00	0.00
2017-10-02	WIN	Windstream Holdings	D	-2.97	0.10					
2017-10-02	SPG	Simon Property	D	-2.88	0.10	EQIX	Equinix Inc	A	2.34	0.10
2017-10-02	GE	General Electric	D	-2.87	1.50	URI	United Rentals	A	2.54	1.50
2017-10-02	IBM	IBM	D	-2.87	1.10	NVDA	Nvidia	A	3.00	1.10
2017-10-02	LB	L Brands	D	-2.91	0.30	AMZN	Amazon.com	A	2.56	0.30
2017-10-02	MO	Altria	C	-1.87	0.90	EA	Electronic Arts	A	2.32	0.90
2017-10-02	NWL	Newell Brands	D	-2.87	0.60	PHM	Pultegroup	A	2.30	0.60
2017-10-02	OXY	Occidental Petroleum	D	-2.86	0.60	WMB	Williams Companies	A	2.45	0.60
2017-10-02	BXP	Boston Properties	D	-2.85	0.40	ARE	Alexandria Real Estate Equities	A	2.28	0.40
2017-10-02	SLB	Schlumberger	D	-2.87	0.50	MPC	Marathon Petroleum	A	2.26	0.50
2017-10-02	SO	Southern	D	-2.84	0.70	OKE	Oneok	A	2.49	0.70
2017-10-02	VNO	Vornado Realty Trust	D	-2.86	0.30	CBG	Cbre	A	2.27	0.30
2017-10-02	WFC	Wells Fargo	C	-1.85	1.30	CMA	Comerica	A	2.41	1.30

Date	Ticker	Name	R	SM	W (%)	Ticker	Name	R	SM	W (%)
2017-10-02	BMO	Bank Of Montreal	C	-1.85	0.40	AMD	Advanced Micro Devices	A	3.00	0.40
2017-10-02	CCO	Cameco	C	-1.88	0.20	MU	Micron Technology	A	2.70	0.20
2017-10-02	ENB	Enbridge	D	-2.85	1.30	FCX	Freeport-mcmoran	A	2.64	1.30
2017-10-02	KIM	Kimco Realty	D	-2.90	0.00	AMT	American Tower	A	2.27	0.00
2017-10-02	DO	Diamond Offshore Drilling	D	-2.91	0.10	EQT	Eqst	A	2.21	0.10
2017-10-02	MDLZ	Mondelez International	D	-2.85	0.90	STZ	Constellation Brands	A	2.40	0.90
2017-11-01	AVP	Avon Products	D	-2.94	0.00	ATVI	Activision Blizzard	A	3.00	0.00
2017-11-01	WIN	Windstream Holdings	D	-2.97	0.10					
2017-11-01	SPG	Simon Property	D	-2.88	0.10	EQIX	Equinix Inc	A	2.36	0.10
2017-11-01	GE	General Electric	D	-2.90	1.20	URI	United Rentals	A	2.55	1.20
2017-11-01	IBM	IBM	D	-2.86	1.20	NVDA	Nvidia	A	3.00	1.20
2017-11-01	LB	L Brands	D	-2.90	0.30	AMZN	Amazon.com	A	2.64	0.30
2017-11-01	MO	Altria	D	-2.86	0.90	PHM	Pultegroup	A	2.33	0.90
2017-11-01	NWL	Newell Brands	D	-2.88	0.60	EA	Electronic Arts	A	2.31	0.60
2017-11-01	SLB	Schlumberger	D	-2.88	0.50	MPC	Marathon Petroleum	A	2.29	0.50
2017-11-01	VNO	Vornado Realty Trust	D	-2.86	0.30	ARE	Alexandria Real Estate Equities	A	2.29	0.30
2017-11-01	CCO	Cameco	D	-2.89	0.10	AMD	Advanced Micro Devices	A	3.00	0.10
2017-11-01	CBS	Cbs	D	-2.87	1.00	TWX	Time Warner	A	2.27	1.00
2017-11-01	ENB	Enbridge	D	-2.86	1.20	MU	Micron Technology	A	2.77	1.20
2017-11-01	KIM	Kimco Realty	D	-2.90	0.00	CBG	Cbre	A	2.28	0.00
2017-11-01	DO	Diamond Offshore Drilling	D	-2.89	0.10	TSO	Tesoro	A	2.22	0.10
2017-11-01	PM	Philip Morris International	C	-1.86	2.10	MHK	Mohawk Industries	A	2.29	2.10
2017-11-01	MDLZ	Mondelez International	D	-2.85	0.90	STZ	Constellation Brands	A	2.44	0.90
2017-12-01	AVP	Avon Products	D	-2.95	0.00					
2017-12-01	SPG	Simon Property	D	-2.88	0.10	EQIX	Equinix Inc	A	2.36	0.10
2017-12-01	GE	General Electric	D	-2.91	1.10	URI	United Rentals	A	2.60	1.10
2017-12-01	IBM	IBM	D	-2.86	1.10	NVDA	Nvidia	A	3.00	1.10
2017-12-01	KMB	Kimberly-clark	D	-2.85	1.20	ATVI	Activision Blizzard	A	2.98	1.20
2017-12-01	MO	Altria	D	-2.85	0.90	PHM	Pultegroup	A	2.37	0.90
2017-12-01	MRK	Merck & Co	D	-2.86	0.10	ALGN	Align Technology	A	2.72	0.10
2017-12-01	NWL	Newell Brands	D	-2.90	0.40	MHK	Mohawk Industries	A	2.31	0.40
2017-12-01	PCG	Pg&e	C	-1.87	0.30	NRG	Nrg Energy	A	2.47	0.30
2017-12-01	SLB	Schlumberger	D	-2.88	0.40	MPC	Marathon Petroleum	A	2.30	0.40
2017-12-01	UTX	United Technologies	C	-1.84	1.70	MTD	Mettler Toledo International	A	2.47	1.70
2017-12-01	CCO	Cameco	D	-2.88	0.20	AMD	Advanced Micro Devices	A	3.00	0.20
2017-12-01	CBS	Cbs	D	-2.86	1.00	NWSA	News	A	2.26	1.00
2017-12-01	ENB	Enbridge	D	-2.86	1.10	MU	Micron Technology	A	2.73	1.10
2017-12-01	KIM	Kimco Realty	D	-2.90	0.00	CBG	Cbre	A	2.31	0.00
2017-12-01	PM	Philip Morris International	C	-1.86	2.00	DHI	D.r. Horton	A	2.31	2.00
2017-12-01	MDLZ	Mondelez International	D	-2.85	0.90	STZ	Constellation Brands	A	2.44	0.90
2018-01-01	AVP	Avon Products	D	-2.95	0.00	ATVI	Activision Blizzard	A	3.00	0.00
2018-01-01	GE	General Electric	D	-2.91	1.00	URI	United Rentals	A	2.66	1.00
2018-01-01	KMB	Kimberly-clark	D	-2.85	1.20	PHM	Pultegroup	A	2.36	1.20
2018-01-01	MRK	Merck & Co	D	-2.86	0.10	ALGN	Align Technology	A	2.63	0.10
2018-01-01	NWL	Newell Brands	D	-2.91	0.40	KORS	Michael Kors	A	2.32	0.40
2018-01-01	PCG	Pg&e	D	-2.90	0.20	NRG	Nrg Energy	A	2.48	0.20
2018-01-01	SLB	Schlumberger	D	-2.87	0.50	MPC	Marathon Petroleum	A	2.31	0.50
2018-01-01	CBS	Cbs	D	-2.86	1.00	NWSA	News	A	2.26	1.00
2018-01-01	ENB	Enbridge	D	-2.86	1.10	NVDA	Nvidia	A	3.00	1.10
2018-01-01	KIM	Kimco Realty	D	-2.91	0.00	EQIX	Equinix Inc	A	2.35	0.00
2018-01-01	PM	Philip Morris International	C	-1.86	2.00	DHI	D.r. Horton	A	2.31	2.00
2018-01-31	DUK	Duke Energy	C	-1.86	1.70	OKE	Oneok	A	2.52	1.70
2018-01-31	GE	General Electric	D	-2.92	0.90	URI	United Rentals	A	2.70	0.90
2018-01-31	KMB	Kimberly-clark	D	-2.86	1.10	ATVI	Activision Blizzard	A	3.00	1.10
2018-01-31	MRK	Merck & Co	D	-2.85	0.10	ALGN	Align Technology	A	2.74	0.10
2018-01-31	NWL	Newell Brands	D	-2.92	0.40	PHM	Pultegroup	A	2.35	0.40
2018-01-31	PCG	Pg&e	D	-2.90	0.20	NRG	Nrg Energy	A	2.44	0.20

Date	Ticker	Name	R	SM	W (%)	Ticker	Name	R	SM	W (%)
2018-01-31	PPL	Ppl	D	-2.87	0.30	CNP	Centerpoint Energy	A	2.28	0.30
2018-01-31	T	At&t	D	-2.84	1.70	NVDA	Nvidia	A	3.00	1.70
2018-01-31	SO	Southern	D	-2.86	0.60	NI	Nisource	A	2.19	0.60
2018-01-31	UN	Unilever	C	-1.84	1.80	EA	Electronic Arts	A	2.34	1.80
2018-01-31	VNO	Vornado Realty Trust	D	-2.85	0.20	CBG	Cbre	A	2.33	0.20
2018-01-31	WEC	Wec Energy	C	-1.85	0.40	PNW	Pinnacle West Capital	A	2.18	0.40
2018-01-31	SRE	Sempra Energy	C	-1.85	0.30	AES	Aes	B	1.19	0.30
2018-01-31	CBS	Cbs	D	-2.86	1.00	NWSA	News	A	2.27	1.00
2018-01-31	ENB	Enbridge	D	-2.87	1.00	FCX	Freeport-mcmoran	A	2.87	1.00
2018-01-31	KIM	Kimco Realty	D	-2.92	0.00	ARE	Alexandria Real Estate Equities	A	2.30	0.00
2018-01-31	PM	Philip Morris International	C	-1.85	2.00	KORS	Michael Kors	A	2.33	2.00