



## T. Rowe Price Equity Income Fd Advisor Cl (PAFDX) - Trend Capture Overlay

April 22, 2018

## Executive Summary

---

### Overview

Superior performance on a consistent basis comes from the ability to be in synchrony with major price trends. The ability to capture a large part of bull trends and to avoid most of the bear trends in individual stocks and sectors can dramatically impact returns across market cycles and deliver superior long term performance. The Trendrating solution is designed to improve this ability by providing intelligent analytics that can complement and enhance the investment decision process and produce tangible results.

We can demonstrate Trendrating's ability to materially influence portfolio performance through a historical overlay of its trend capture model on the actual holdings of a portfolio. Through this analysis we demonstrate that induction can seamlessly integrate into the existing workflow of an investment strategy and have a material impact on the performance of the investment strategy.

Trendrating's trend capture model has the unique ability to identify and score the prevailing price trend of a security with high accuracy. The ability to distinguish between securities based on their respective price trend should be of paramount importance to every portfolio no matter the type of its investment strategy. Every investment manager should infuse the decision making process with information that facilitates the selection of securities whose prices are trending, rather than ones whose price trends are disconnected from their fundamentals.

### Trendrating Model

The Trendrating model assigns each security a directional rating; uptrends (**A** or **B**) and downtrends (**C** or **D**). A continuous absolute rating scale, **Smart Momentum (SM)**, is constructed to facilitate relative ranking of a universe of securities. The discrete rating distinguishes between securities in uptrends and downtrends, whilst the continuous rating allows ranking within the same rating bucket. In tandem, the two rating frameworks facilitate a flexible and robust framework for security selection and portfolio construction.

### Analysis Framework

- Select holdings history for which constituent history is complete and for which there are very few missing periods in the history selected for the analysis
- The universe of stocks in the benchmark associated with the investment fund is used as a buy universe from which to find alternative securities. In absence of a named benchmark, an appropriate buy universe is assigned for the analysis
- In each rebalancing period in the holdings history of the portfolio:
  - Identify all **C** & **D** rated securities
  - Amongst the **C** & **D** rated securities, identify stocks with extreme negative SM scores<sup>1</sup> whilst in a negative price trend, are quite susceptible to sharp upward price swings during and post market shocks. Good risk management practice advocates a robust mechanism for identifying outliers and then implementing a framework of insulating the investment portfolio from their erratic behaviour. In this analysis, we do not alter positions with extreme SM scores
  - Reallocate weight of **C** & **D** rated securities into an **A** or **B** rated security with the highest SM score in the same region/country, industry/sector, and currency<sup>2</sup>
- Returns for the Fund, Trend Capture Portfolio<sup>3</sup>, and Benchmark are price returns calculated from the individual constituent level for each of the three portfolios

---

<sup>1</sup>Our empirical research shows that an SM scores of -2.90 is a valid extreme threshold value

<sup>2</sup>User determined parameters that are relaxed in hierarchal order if no optimal match is found

<sup>3</sup>The portfolio generated as a result of the trend capture overlay on the holdings of the investment fund

## Report Description

- Trend Overlay Summary Data
  - Key info: Provides information on analysis history, fund benchmark, and the analysis rebalancing frequency
  - The two bar charts respectively compare the annual return and annual volatility of the original fund and of the trend capture portfolio
  - The line chart captures the cumulative return of the fund, of the trend capture portfolio, and of the benchmark if applicable
  - Summary Metrics: This table provides key performance and risk metrics of the original fund and of the trend capture portfolio
- Risk-Return Profile
  - Comparative Analysis
    - Annualised Excess Return analysis: The comparisons of the excess return of the trend capture portfolio vs the fund, and if applicable, of the fund vs the benchmark and of the trend capture portfolio vs the benchmark
    - Annualised Tracking Error analysis: The tracking error between the trend capture fund and the original fund captures the magnitude of the differences between the overlay portfolio and the original portfolio. It should be different enough without departing from the original investment strategy. The comparisons of the tracking errors versus the benchmark, if applicable, validates the fact that the overlay strategy does not change the investment mandate
  - Annual Tables
    - The first set of columns tabulate the year by year returns of the trend capture portfolio and its excess return over the original fund and its benchmark
    - The next set of columns present the volatility comparison where the key message is that the volatility of the trend capture portfolio should not differ materially from that of the original fund
    - The third set of results illustrates the reduction in drawdowns that can be achieved through the trend capture overlay. Reduction in downside risk during market declines is perhaps the most important benefit a model can provide
  - TCR Analysis
    - TCR (Trend Capture Rating) is a forward-looking risk metric of an aggregate<sup>4</sup> calculated from the constituent level weights and ratings from the Trendrating model
    - The trend capture overlay should raise the TCR of the original portfolio
    - Portfolios that maintain a higher TCR tend to outperform and periods with higher TCR tend to deliver superior returns
    - Trendrating's recommendation to clients is to endeavour to maintain a high TCR to improve consistency of portfolio returns
- Historical Portfolio Details
  - The top section provides information on the number of number and weight of the **C** & **D** rated constituents that have been switched on a chosen rebalance period<sup>5</sup>
  - Transaction Table: Tabulates all the matched trades performed in the latest rebalancing period and contains the Ticker, Name, Weight, Rating, and Smart Momentum score of each security traded in the given holding period
- Allocation
  - Regional allocation for the latest rebalance period
  - Sector allocation for the latest rebalance period
- Appendix
  - Contains the full history of trades performed in the analysis presented by rebalance period and identifies all trades securities and matched trades

---

<sup>4</sup>Portfolio, Index, Sector etc.

<sup>5</sup>The default is the latest rebalance period

## Trend Overlay Summary

### Key info

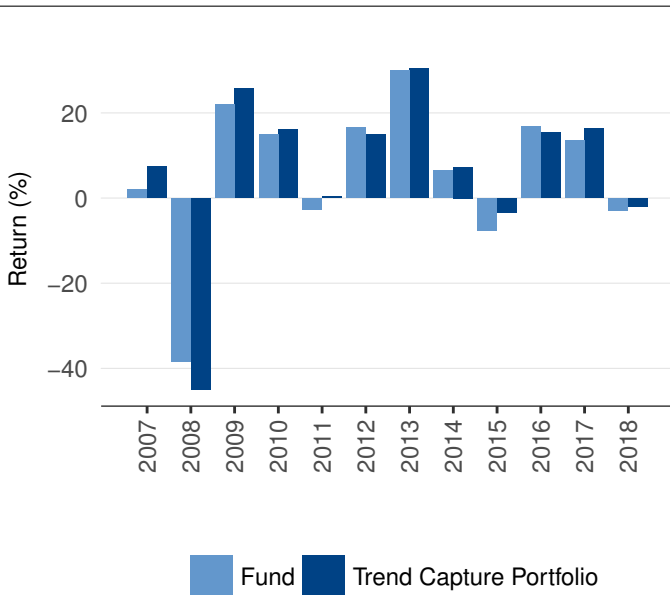
### Data Range

2007-01-01 to 2018-03-30

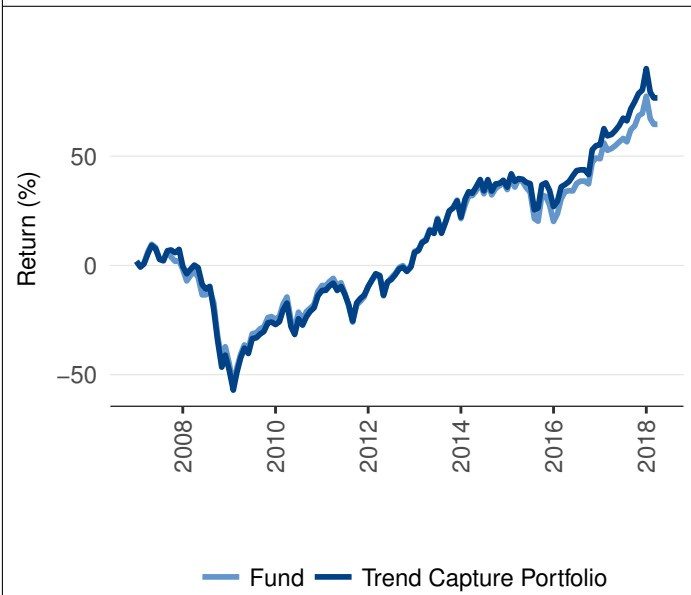
### Rebalancing

Monthly

### Return



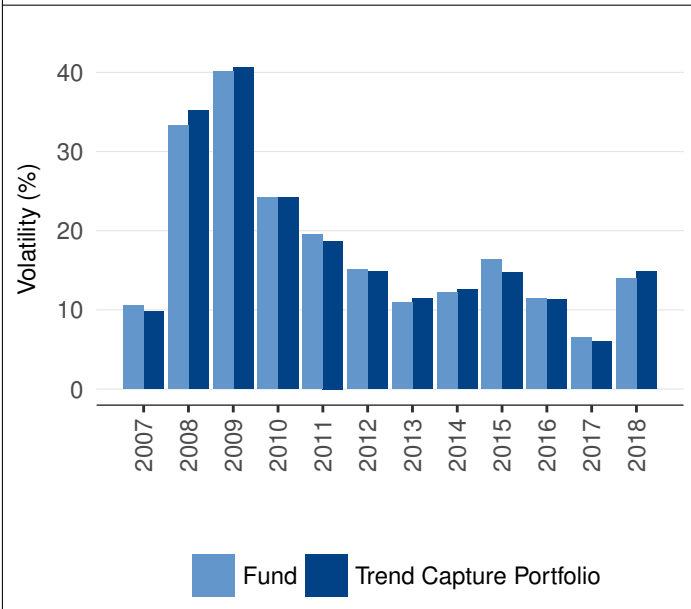
### Cumulative Return



### Summary Metrics

|                           | Fund   | TC Portfolio | Diff  |
|---------------------------|--------|--------------|-------|
| <b>PERFORMANCE</b>        |        |              |       |
| Annualised (%)            | 4.56   | 5.58         | 1.02  |
| Monthly Avg (%)           | 0.52   | 0.59         | 0.07  |
| Hit Rate (%)              | 62.22  | 65.93        | 3.70  |
| <b>RISK</b>               |        |              |       |
| Annualised volatility (%) | 21.00  | 20.24        | -0.76 |
| Max Drawdown (%)          | -58.77 | -57.97       | 0.80  |
| Skewness                  | -0.66  | -0.59        | 0.07  |
| Kurtosis                  | 2.31   | 2.54         | 0.22  |
| <b>KEY RATIOS</b>         |        |              |       |
| Infomation Ratio          | 0.22   | 0.28         | 0.06  |
| Sortino Ratio             | 0.13   | 0.16         | 0.03  |
| <b>WEIGHT SWITCHED</b>    |        |              |       |
| Monthly Avg (%)           |        | 3.61         |       |

### Volatility



|                       | Fund  | TC Portfolio | Diff  | Diff (%) |
|-----------------------|-------|--------------|-------|----------|
| Cumulative Return (%) | 65.15 | 84.25        | 19.10 | 29.31    |
| Avg Drawdown (%)      | -8.08 | -7.42        | 0.67  | 8.23     |
| Avg TCR               | B     | A-           |       |          |

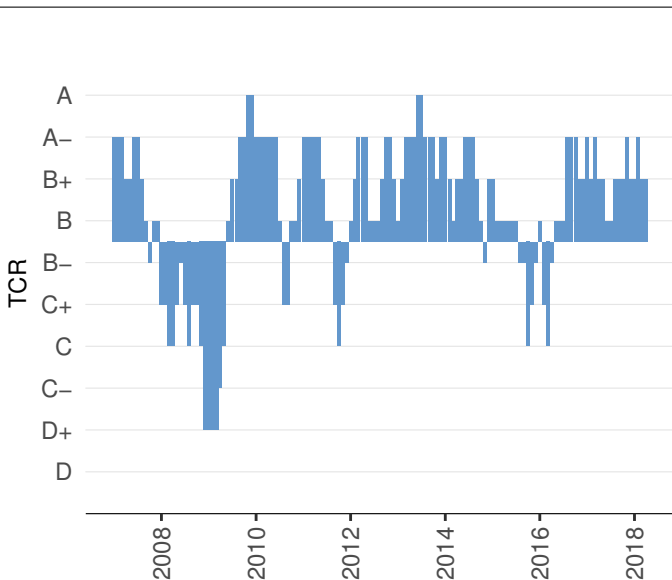
## Risk-Return Profile

### Comparative Analysis

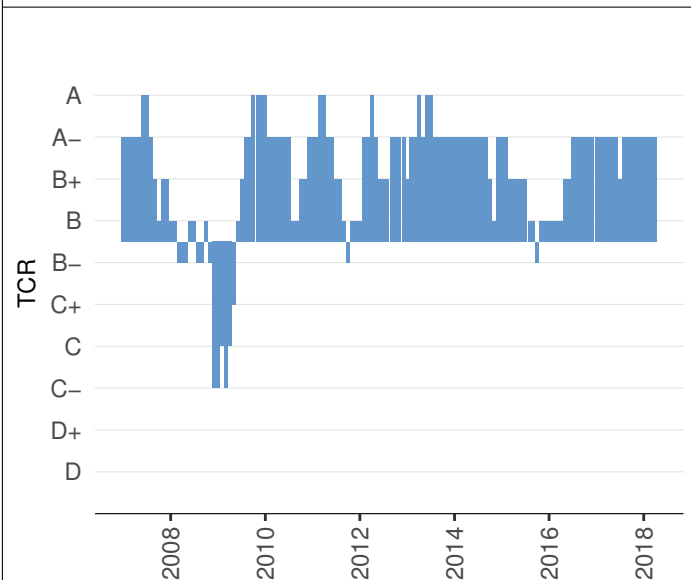
|                              | Fund | Fund                          |
|------------------------------|------|-------------------------------|
| Annualised Excess Return (%) |      | Annualised Tracking Error (%) |
| Trend Capture Portfolio      | 0.79 | Trend Capture Portfolio       |
|                              |      | 3.86                          |

| Year | Return (%) TC Port | Excess over Fund | Volatility (%) TC Port | Excess over Fund | Max Drawdown (%) TC Port | Excess over Fund |
|------|--------------------|------------------|------------------------|------------------|--------------------------|------------------|
| 2018 | -1.96              | 0.93             | 14.80                  | 0.89             | -7.06                    | 0.19             |
| 2017 | 16.37              | 2.75             | 6.00                   | -0.51            | -2.02                    | 0.18             |
| 2016 | 15.34              | -1.52            | 11.26                  | -0.21            | -5.44                    | 0.45             |
| 2015 | -3.41              | 4.23             | 14.69                  | -1.62            | -11.61                   | 2.41             |
| 2014 | 7.30               | 0.90             | 12.59                  | 0.39             | -5.72                    | 0.79             |
| 2013 | 30.43              | 0.38             | 11.45                  | 0.49             | -5.29                    | -0.35            |
| 2012 | 14.94              | -1.68            | 14.84                  | -0.29            | -10.20                   | 0.00             |
| 2011 | 0.35               | 3.11             | 18.70                  | -0.80            | -18.87                   | 2.44             |
| 2010 | 16.19              | 1.23             | 24.25                  | 0.11             | -17.36                   | -0.37            |
| 2009 | 25.65              | 3.67             | 40.62                  | 0.55             | -27.19                   | 1.03             |
| 2008 | -45.08             | -6.62            | 35.24                  | 1.90             | -50.21                   | -5.77            |
| 2007 | 7.37               | 5.30             | 9.84                   | -0.71            | -6.46                    | 0.65             |

### Fund TCR



### Trend Capture Portfolio TCR



## Historical Portfolio Details

Holding period: 2018-03-01 to 2018-03-29

|   | Fund  | TC Port |
|---|-------|---------|
| Number of holdings                            | 105   | 105     |
| Number of C & D rated holdings - switched     | 19    | -       |
| Weight of C & D rated holdings - switched (%) | 13.04 | -       |

## Transaction table

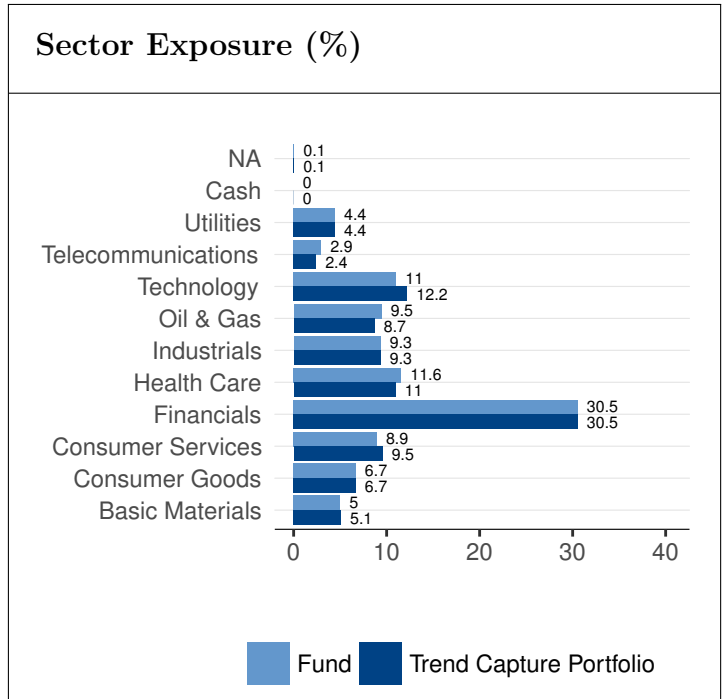
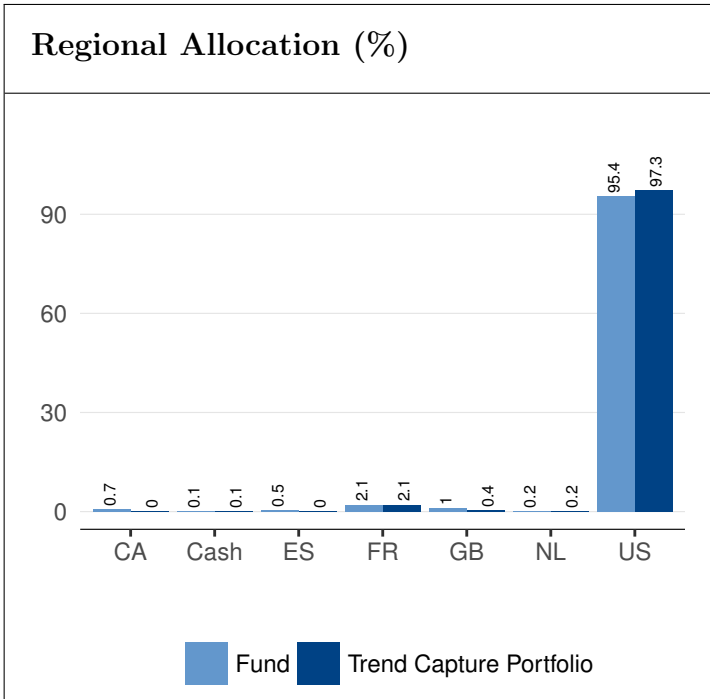
The table shows the fund portfolio C & D rated positions at the beginning of the holding period. These positions have been switched with A and B rated stocks near by mkt cap, market and sector in respect to the original fund positions.

### Switched positions

| Ticker | Name                        | R | SM    | W (%) | C (%) | Ticker | Name                 | R | SM   | W (%) | C (%) |
|--------|-----------------------------|---|-------|-------|-------|--------|----------------------|---|------|-------|-------|
| AIG    | American International      | D | -2.85 | 1.17  | -0.04 | CMA    | Comerica             | A | 2.52 | 1.17  | -0.01 |
| EQR    | Equity Residential          | D | -2.87 | 0.55  | 0.05  | ZION   | Zions Bancorp        | A | 2.46 | 0.55  | -0.02 |
| CTL    | Centurylink                 | D | -2.89 | 0.31  | -0.02 | T      | At&t                 | B | 1.16 | 0.31  | -0.00 |
| EQT    | Eqt                         | D | -2.87 | 0.11  | -0.01 | MPC    | Marathon Petroleum   | A | 2.30 | 0.11  | 0.01  |
| WR     | Westar Energy               | D | -2.86 | 0.26  | 0.02  | OKE    | Oneok                | A | 2.50 | 0.26  | 0.00  |
| GSK    | Glaxosmithkline Adr         | D | -2.86 | 0.43  | 0.04  | ALGN   | Align Technology     | A | 2.70 | 0.43  | 0.01  |
| KMB    | Kimberly-clark              | D | -2.86 | 1.12  | -0.01 | ATVI   | Activision Blizzard  | A | 3.00 | 1.12  | -0.07 |
| MRK    | Merck & Co                  | D | -2.87 | 0.97  | 0.01  | IDXX   | Idexx Laboratories   | A | 2.45 | 0.97  | 0.05  |
| SO     | Southern                    | D | -2.86 | 1.57  | 0.02  | NRG    | Nrg Energy           | A | 2.45 | 1.57  | 0.21  |
| TYC    | Tyco International          | D | -2.86 | 1.52  | -0.03 | URI    | United Rentals       | A | 2.67 | 1.52  | -0.00 |
| TEF    | Telefonica                  | D | -2.88 | 0.53  | 0.01  | NVDA   | Nvidia               | A | 3.00 | 0.53  | -0.00 |
| GSK    | Glaxosmithkline             | D | -2.87 | 0.61  | 0.04  | AMZN   | Amazon.com           | A | 2.87 | 0.61  | -0.02 |
| TRP    | Transcanada                 | D | -2.86 | 0.65  | -0.03 | MU     | Micron Technology    | A | 2.83 | 0.65  | 0.06  |
| EIX    | Edison International        | D | -2.88 | 0.75  | 0.04  | AWK    | American Water Works | A | 2.27 | 0.75  | 0.03  |
| PM     | Philip Morris International | D | -2.86 | 0.95  | -0.05 | STZ    | Constellation Brands | A | 2.44 | 0.95  | 0.05  |
| EXC    | Exelon                      | C | -1.85 | 0.37  | 0.02  | NEE    | Nextera Energy       | A | 2.23 | 0.37  | 0.02  |
| CNQ    | Canadian Natural Resources  | C | -1.86 | 0.09  | 0.00  | FCX    | Freeport-mcmoran     | A | 2.83 | 0.09  | -0.00 |
| ADNT   | Adient                      | C | -1.88 | 0.53  | -0.00 | EA     | Electronic Arts      | A | 2.33 | 0.53  | -0.00 |
| XL     | Xl                          | D | -2.84 | 0.53  | 0.16  | RF     | Regions Financial    | A | 2.43 | 0.53  | -0.02 |

R - Rating, SM - Smart Momentum, W - Weight, C - Contribution to Return

## Allocation



## Appendix

### Switched positions (Fund vs Trend Capture Portfolio)

| Date       | Ticker | Name                  | R | SM    | W (%) | Ticker | Name                           | R | SM   | W (%) |
|------------|--------|-----------------------|---|-------|-------|--------|--------------------------------|---|------|-------|
| 2007-01-01 | APC    | Anadarko Petroleum    | D | -2.86 | 0.70  | WMB    | Williams Companies             | A | 3.00 | 0.70  |
| 2007-01-01 | HSY    | The Hershey           | D | -2.85 | 0.10  | RAI    | Reynolds American              | A | 2.78 | 0.10  |
| 2007-01-01 | IP     | International Paper   | C | -1.85 | 1.60  | PD     | Phelps Dodge Corp Cap          | A | 2.50 | 1.60  |
| 2007-01-01 | ITW    | Illinois Tool Works   | C | -1.85 | 0.70  | GD     | General Dynamics               | A | 2.47 | 0.70  |
| 2007-01-01 | NOK    | Nokia Adr             | C | -1.85 | 0.80  | NVDA   | Nvidia                         | A | 3.00 | 0.80  |
| 2007-01-01 | MBWM   | Mercantile Bank       | C | -1.85 | 0.40  | MCO    | Moody's                        | A | 2.57 | 0.40  |
| 2007-01-01 | MOT    | Motorola Solutions    | C | -1.87 | 0.50  | AAPL   | Apple                          | A | 2.40 | 0.50  |
| 2007-01-01 | F      | Ford Motor            | C | -1.86 | 0.20  | GT     | Goodyear Tire & Rubber         | A | 2.35 | 0.20  |
| 2007-01-01 | PFE    | Pfizer                | C | -1.85 | 1.30  | CELG   | Celgene                        | A | 2.71 | 1.30  |
| 2007-01-01 | BP     | Bp Adr                | D | -2.85 | 0.90  | MRO    | Marathon Oil                   | A | 2.43 | 0.90  |
| 2007-01-01 | BSX    | Boston Scientific     | D | -2.94 | 0.40  |        |                                |   |      |       |
| 2007-02-01 | APC    | Anadarko Petroleum    | D | -2.85 | 0.70  | WMB    | Williams Companies             | A | 3.00 | 0.70  |
| 2007-02-01 | HSY    | The Hershey           | D | -2.85 | 0.10  | RAI    | Reynolds American              | A | 2.77 | 0.10  |
| 2007-02-01 | IP     | International Paper   | C | -1.85 | 1.60  | PD     | Phelps Dodge Corp Cap          | A | 2.51 | 1.60  |
| 2007-02-01 | LLY    | Eli Lilly             | D | -2.84 | 1.30  | CELG   | Celgene                        | A | 2.69 | 1.30  |
| 2007-02-01 | MBWM   | Mercantile Bank       | C | -1.86 | 0.40  | AVB    | Avalonbay Communities          | A | 2.69 | 0.40  |
| 2007-02-01 | MOT    | Motorola Solutions    | D | -2.87 | 0.50  | NVDA   | Nvidia                         | A | 2.99 | 0.50  |
| 2007-02-01 | PFE    | Pfizer                | C | -1.84 | 1.30  | BCR    | C R Bard                       | A | 2.59 | 1.30  |
| 2007-02-01 | BP     | Bp Adr                | D | -2.86 | 0.80  | MRO    | Marathon Oil                   | A | 2.42 | 0.80  |
| 2007-02-01 | TRB    | Tribune Co            | C | -1.85 | 1.20  | JCP    | Jc Penney                      | A | 2.41 | 1.20  |
| 2007-02-01 | S      | Sprint Nextel         | D | -2.85 | 0.70  | CTL    | Centurylink                    | A | 2.23 | 0.70  |
| 2007-02-01 | NYT    | New York Times        | C | -1.84 | 0.90  | BIG    | Big Lots                       | A | 2.41 | 0.90  |
| 2007-02-01 | RDS.A  | Royal Dutch Shell Adr | C | -1.84 | 1.60  | KMI.1  | Kinder Morgan                  | A | 2.21 | 1.60  |
| 2007-03-01 | APC    | Anadarko Petroleum    | D | -2.87 | 0.60  | WMB    | Williams Companies             | A | 3.00 | 0.60  |
| 2007-03-01 | BAC    | Bank Of America       | C | -1.85 | 0.10  | AVB    | Avalonbay Communities          | A | 2.63 | 0.10  |
| 2007-03-01 | DELL   | Dell                  | C | -1.86 | 0.80  | NVDA   | Nvidia                         | A | 2.98 | 0.80  |
| 2007-03-01 | LLY    | Eli Lilly             | D | -2.84 | 1.30  | CELG   | Celgene                        | A | 2.64 | 1.30  |
| 2007-03-01 | MBWM   | Mercantile Bank       | D | -2.86 | 0.40  | PRU    | Prudential Financial           | A | 2.59 | 0.40  |
| 2007-03-01 |        | Minnesota Mng.& Mfg   | C | -1.85 | 0.90  | GD     | General Dynamics               | A | 2.49 | 0.90  |
| 2007-03-01 | MOT    | Motorola Solutions    | D | -2.88 | 0.40  | AAPL   | Apple                          | A | 2.41 | 0.40  |
| 2007-03-01 | PFE    | Pfizer                | C | -1.85 | 1.20  | BCR    | C R Bard                       | A | 2.57 | 1.20  |
| 2007-03-01 | SLB    | Schlumberger          | C | -1.86 | 0.70  | MRO    | Marathon Oil                   | A | 2.43 | 0.70  |
| 2007-03-01 | BP     | Bp Adr                | D | -2.87 | 0.80  | KMI.1  | Kinder Morgan                  | A | 2.21 | 0.80  |
| 2007-03-01 | TRB    | Tribune Co            | C | -1.85 | 1.20  | JCP    | Jc Penney                      | A | 2.39 | 1.20  |
| 2007-03-01 | WM     | Waste Management      | C | -1.85 | 0.60  | LMT    | Lockheed Martin                | A | 2.36 | 0.60  |
| 2007-03-01 | INTC   | Intel                 | C | -1.85 | 0.50  | BMC    | BMC Software                   | A | 2.35 | 0.50  |
| 2007-03-01 | RDS.A  | Royal Dutch Shell Adr | C | -1.85 | 1.50  | ESV    | Ensco                          | A | 2.21 | 1.50  |
| 2007-04-02 | APC    | Anadarko Petroleum    | D | -2.85 | 0.70  | WMB    | Williams Companies             | A | 3.00 | 0.70  |
| 2007-04-02 | DELL   | Dell                  | C | -1.86 | 0.80  | AAPL   | Apple                          | A | 2.44 | 0.80  |
| 2007-04-02 | EK     | Eastman Kodak         | C | -1.86 | 0.70  | BMC    | BMC Software                   | A | 2.35 | 0.70  |
| 2007-04-02 | FITB   | Fifth Third Bancorp   | C | -1.85 | 1.10  | AVB    | Avalonbay Communities          | A | 2.61 | 1.10  |
| 2007-04-02 | GE     | General Electric      | C | -1.85 | 3.20  | GD     | General Dynamics               | A | 2.49 | 3.20  |
| 2007-04-02 | MMC    | Marsh & McLennan Cos  | C | -1.85 | 1.50  | PRU    | Prudential Financial           | A | 2.59 | 1.50  |
| 2007-04-02 |        | Minnesota Mng.& Mfg   | C | -1.84 | 1.40  | LMT    | Lockheed Martin                | A | 2.35 | 1.40  |
| 2007-04-02 | MOT    | Motorola Solutions    | D | -2.89 | 0.50  | CTSH   | Cognizant Technology Solutions | A | 2.33 | 0.50  |
| 2007-04-02 | PFE    | Pfizer                | C | -1.85 | 1.20  | CELG   | Celgene                        | A | 2.66 | 1.20  |



| Date       | Ticker | Name                   | R | SM    | W (%) | Ticker | Name                       | R | SM   | W (%) |
|------------|--------|------------------------|---|-------|-------|--------|----------------------------|---|------|-------|
| 2007-04-02 | PGR    | Progressive            | D | -2.87 | 0.50  | CME    | Cme                        | A | 2.53 | 0.50  |
| 2007-04-02 | SYX    | Sysco                  | C | -1.85 | 0.30  | BIG    | Big Lots                   | A | 2.51 | 0.30  |
| 2007-04-02 | WM     | Waste Management       | C | -1.85 | 0.60  | PTV    | Pactiv Corp                | A | 2.33 | 0.60  |
| 2007-04-02 | INTC   | Intel                  | C | -1.86 | 0.40  |        | Unisys Corp                | A | 2.30 | 0.40  |
| 2007-04-02 | BJS    | BJ Services Co         | D | -2.89 | 0.50  | MRO    | Marathon Oil               | A | 2.47 | 0.50  |
| 2007-04-02 | C      | Citigroup              | C | -1.85 | 1.20  | MCO    | Moody's                    | A | 2.51 | 1.20  |
| 2007-04-02 | MKC    | Mccormick              | C | -1.84 | 0.40  | GT     | Goodyear Tire & Rubber     | A | 2.53 | 0.40  |
| 2007-04-02 | CVX    | Chevron                | C | -1.84 | 2.10  | ESV    | Ensco                      | A | 2.23 | 2.10  |
| 2007-04-02 | UPS    | United Parcel Service  | D | -2.85 | 0.30  | CVG    | Convergys                  | A | 2.31 | 0.30  |
| 2007-04-02 | RDS.A  | Royal Dutch Shell Adr  | C | -1.85 | 1.50  | SII    | Smith International        | A | 2.23 | 1.50  |
| 2007-04-02 | MDLZ   | Mondelez International | C | -1.86 | 0.40  | MO     | Altria                     | A | 2.33 | 0.40  |
| 2007-05-01 | AIG    | American International | C | -1.84 | 1.30  | PRU    | Prudential Financial       | A | 2.62 | 1.30  |
| 2007-05-01 | AMGN   | Amgen                  | D | -2.86 | 0.80  | CELG   | Celgene                    | A | 2.75 | 0.80  |
| 2007-05-01 | AVY    | Avery Dennison         | C | -1.85 | 0.80  | NUE    | Nucor                      | A | 2.47 | 0.80  |
| 2007-05-01 | CFC    | Countrywide Financial  | D | -2.86 | 0.30  | MCO    | Moody's                    | A | 2.54 | 0.30  |
| 2007-05-01 | DELL   | Dell                   | C | -1.85 | 0.90  | AAPL   | Apple                      | A | 2.47 | 0.90  |
| 2007-05-01 | DJ     | Dow Jones & Co         | C | -1.76 | 1.10  | BIG    | Big Lots                   | A | 2.50 | 1.10  |
| 2007-05-01 | EK     | Eastman Kodak          | C | -1.84 | 0.70  | BMC    | BMC Software               | A | 2.36 | 0.70  |
| 2007-05-01 | FITB   | Fifth Third Bancorp    | C | -1.84 | 1.10  | L      | Loews                      | A | 2.42 | 1.10  |
| 2007-05-01 | GE     | General Electric       | C | -1.84 | 3.20  | GD     | General Dynamics Cognizant | A | 2.50 | 3.20  |
| 2007-05-01 | MOT    | Motorola Solutions     | D | -2.89 | 0.50  | CTSH   | Technology Solutions       | A | 2.34 | 0.50  |
| 2007-05-01 | F      | Ford Motor             | C | -1.84 | 0.30  | GT     | Goodyear Tire & Rubber     | A | 2.55 | 0.30  |
| 2007-05-01 | PFE    | Pfizer                 | C | -1.84 | 1.20  | GILD   | Gilead Sciences            | A | 2.44 | 1.20  |
| 2007-05-01 | PGR    | Progressive            | D | -2.86 | 0.50  | ASN    | Archstone-Smith Trust      | A | 2.41 | 0.50  |
| 2007-05-01 | SYX    | Sysco                  | C | -1.85 | 0.30  | JCP    | Jc Penney                  | A | 2.39 | 0.30  |
| 2007-05-01 | INTC   | Intel                  | C | -1.84 | 0.50  | JNPR   | Juniper Networks           | A | 2.31 | 0.50  |
| 2007-05-01 | BSX    | Boston Scientific      | D | -2.86 | 0.40  | TMO    | Thermo Fisher Scientific   | A | 2.36 | 0.40  |
| 2007-05-01 | DHI    | D.r. Horton            | D | -2.88 | 0.40  | MON    | Monsanto                   | A | 2.34 | 0.40  |
| 2007-05-01 | NYT    | New York Times         | C | -1.84 | 0.90  | RSHCQ  | RS Legacy Corp             | A | 2.35 | 0.90  |
| 2007-05-01 | C      | Citigroup              | C | -1.84 | 1.20  | AIZ    | Assurant                   | A | 2.40 | 1.20  |
| 2007-05-01 | MKC    | Mccormick              | C | -1.84 | 0.40  | MO     | Altria                     | A | 2.33 | 0.40  |
| 2007-05-01 | UPS    | United Parcel Service  | D | -2.85 | 0.30  | LMT    | Lockheed Martin            | A | 2.35 | 0.30  |
| 2007-05-01 | RDS.A  | Royal Dutch Shell Adr  | C | -1.84 | 1.50  | WMB    | Williams Companies         | A | 3.00 | 1.50  |
| 2007-05-01 | MDLZ   | Mondelez International | C | -1.85 | 0.40  | HAS    | Hasbro                     | A | 2.31 | 0.40  |
| 2007-06-01 | AMGN   | Amgen                  | D | -2.88 | 0.70  | CELG   | Celgene                    | A | 2.76 | 0.70  |
| 2007-06-01 | AVY    | Avery Dennison         | C | -1.84 | 0.80  | NUE    | Nucor                      | A | 2.51 | 0.80  |
| 2007-06-01 | EK     | Eastman Kodak          | C | -1.84 | 0.70  | AAPL   | Apple                      | A | 2.56 | 0.70  |
| 2007-06-01 | MOT    | Motorola Solutions     | D | -2.88 | 0.50  | WFR    | SunEdison                  | A | 2.38 | 0.50  |
| 2007-06-01 | PGR    | Progressive            | D | -2.86 | 0.50  | PRU    | Prudential Financial       | A | 2.66 | 0.50  |
| 2007-06-01 | SYX    | Sysco                  | C | -1.85 | 0.30  | BIG    | Big Lots                   | A | 2.49 | 0.30  |
| 2007-06-01 | UST    | UST Inc                | C | -1.85 | 0.40  | GT     | Goodyear Tire & Rubber     | A | 2.61 | 0.40  |
| 2007-06-01 | WMT    | Wal-mart Stores        | C | -1.84 | 1.00  | RSHCQ  | RS Legacy Corp             | A | 2.41 | 1.00  |
| 2007-06-01 | BSX    | Boston Scientific      | D | -2.84 | 0.40  | GILD   | Gilead Sciences            | A | 2.44 | 0.40  |
| 2007-06-01 | NCC    | National City Corp     | C | -1.85 | 0.50  | MCO    | Moody's                    | A | 2.57 | 0.50  |
| 2007-06-01 | DHI    | D.r. Horton            | D | -2.88 | 0.40  | MON    | Monsanto                   | A | 2.36 | 0.40  |
| 2007-06-01 | NYT    | New York Times         | C | -1.84 | 0.90  | AMZN   | Amazon.com                 | A | 2.38 | 0.90  |
| 2007-06-01 | MKC    | Mccormick              | C | -1.84 | 0.40  | MO     | Altria                     | A | 2.34 | 0.40  |
| 2007-06-01 | UPS    | United Parcel Service  | D | -2.84 | 0.30  | GD     | General Dynamics           | A | 2.51 | 0.30  |
| 2007-06-01 | MDLZ   | Mondelez International | C | -1.84 | 0.40  | HAS    | Hasbro                     | A | 2.31 | 0.40  |
| 2007-07-02 | AMGN   | Amgen                  | D | -2.88 | 0.90  | CELG   | Celgene                    | A | 2.71 | 0.90  |
| 2007-07-02 | XEL    | Xcel Energy            | C | -1.86 | 0.60  | PCG    | Pg&e                       | A | 2.94 | 0.60  |
| 2007-07-02 | RBS    | Royal Bank Of Scotland | C | -1.86 | 0.10  | WMB    | Williams Companies         | A | 3.00 | 0.10  |

| Date       | Ticker | Name                   | R | SM    | W (%) | Ticker | Name                     | R | SM   | W (%) |
|------------|--------|------------------------|---|-------|-------|--------|--------------------------|---|------|-------|
| 2007-07-02 | HSY    | The Hershey            | C | -1.85 | 0.20  | GT     | Goodyear Tire & Rubber   | A | 2.61 | 0.20  |
| 2007-07-02 | MOT    | Motorola Solutions     | D | -2.89 | 0.50  | AAPL   | Apple                    | A | 2.57 | 0.50  |
| 2007-07-02 | NWL    | Newell Brands          | C | -1.84 | 0.90  | MON    | Monsanto                 | A | 2.40 | 0.90  |
| 2007-07-02 | PG     | Procter & Gamble       | C | -1.84 | 0.70  | MO     | Altria                   | A | 2.34 | 0.70  |
| 2007-07-02 | SYU    | Sysco                  | C | -1.85 | 0.30  | RSHCQ  | RS Legacy Corp           | A | 2.41 | 0.30  |
| 2007-07-02 | USG    | Usg                    | D | -2.84 | 0.20  | GD     | General Dynamics         | A | 2.50 | 0.20  |
| 2007-07-02 | UST    | UST Inc                | C | -1.85 | 0.40  | HAS    | Hasbro                   | A | 2.31 | 0.40  |
| 2007-07-02 | BSX    | Boston Scientific      | D | -2.84 | 0.30  | GILD   | Gilead Sciences          | A | 2.42 | 0.30  |
| 2007-07-02 | NCC    | National City Corp     | D | -2.85 | 0.50  | PRU    | Prudential Financial     | A | 2.64 | 0.50  |
| 2007-07-02 | BBBY   | Bed Bath & Beyond      | C | -1.86 | 0.70  | AMZN   | Amazon.com               | A | 2.38 | 0.70  |
| 2007-07-02 | DHI    | D.r. Horton            | D | -2.89 | 0.40  | TSN    | Tyson Foods              | A | 2.30 | 0.40  |
| 2007-07-02 | MKC    | Mccormick              | C | -1.84 | 0.40  | PEP    | Pepsico                  | A | 2.29 | 0.40  |
| 2007-07-02 | GNW    | Genworth Financial     | C | -1.84 | 0.30  | MCO    | Moody's                  | A | 2.51 | 0.30  |
| 2007-08-01 | AEE    | Ameren                 | D | -2.85 | 0.20  | AYE    | Allegheny Energy         | A | 2.34 | 0.20  |
| 2007-08-01 | ABT    | Abbott Laboratories    | C | -1.86 | 0.70  | CELG   | Celgene                  | A | 2.74 | 0.70  |
| 2007-08-01 | FE     | Firstenergy            | C | -1.85 | 0.70  | DYNIQ  | Dynegey                  | A | 2.33 | 0.70  |
| 2007-08-01 | AMGN   | Amgen                  | D | -2.89 | 0.90  | GILD   | Gilead Sciences          | A | 2.40 | 0.90  |
| 2007-08-01 | AVP    | Avon Products          | C | -1.86 | 0.80  | GT     | Goodyear Tire & Rubber   | A | 2.46 | 0.80  |
| 2007-08-01 | XEL    | Xcel Energy            | C | -1.86 | 0.60  | CEG    | Constellation Energy     | A | 2.28 | 0.60  |
| 2007-08-01 | RBS    | Royal Bank Of Scotland | C | -1.87 | 0.10  | WMB    | Williams Companies       | A | 3.00 | 0.10  |
| 2007-08-01 | CB     | Chubb Corp             | C | -1.85 | 0.40  | MCO    | Moody's                  | A | 2.46 | 0.40  |
| 2007-08-01 | DIS    | Walt Disney            | C | -1.84 | 0.90  | AMZN   | Amazon.com               | A | 2.43 | 0.90  |
| 2007-08-01 | TRV    | Travelers Companies    | C | -1.85 | 0.90  | ASN    | Archstone-Smith Trust    | A | 2.45 | 0.90  |
| 2007-08-01 | HSY    | The Hershey            | D | -2.86 | 0.20  | MON    | Monsanto                 | A | 2.38 | 0.20  |
| 2007-08-01 | JNJ    | Johnson & Johnson      | D | -2.85 | 1.20  | TMO    | Thermo Fisher Scientific | A | 2.36 | 1.20  |
| 2007-08-01 | LLY    | Eli Lilly              | C | -1.85 | 1.40  | ESRX   | Express Scripts Holding  | A | 2.28 | 1.40  |
| 2007-08-01 | LM     | Legg Mason             | C | -1.86 | 0.40  | L      | Loews                    | A | 2.43 | 0.40  |
| 2007-08-01 | LNC    | Lincoln National       | C | -1.87 | 0.90  | JNS    | Janus Capital            | A | 2.35 | 0.90  |
| 2007-08-01 | MAT    | Mattel                 | C | -1.87 | 0.70  | MO     | Altria                   | A | 2.32 | 0.70  |
| 2007-08-01 | MOT    | Motorola Solutions     | D | -2.89 | 0.50  | AAPL   | Apple                    | A | 2.64 | 0.50  |
| 2007-08-01 | NWL    | Newell Brands          | C | -1.86 | 0.80  | PEP    | Pepsico                  | A | 2.30 | 0.80  |
| 2007-08-01 | PG     | Procter & Gamble       | C | -1.84 | 0.70  | SNA    | Snap-on                  | A | 2.28 | 0.70  |
| 2007-08-01 | PNW    | Pinnacle West Capital  | D | -2.88 | 0.30  | PPL    | Ppl                      | A | 2.27 | 0.30  |
| 2007-08-01 | SYU    | Sysco                  | C | -1.86 | 0.30  | HLT    | Hilton Hotels Corp       | A | 2.31 | 0.30  |
| 2007-08-01 | TE     | Teco Energy            | C | -1.85 | 0.20  | NEE    | Nextera Energy           | A | 2.26 | 0.20  |
| 2007-08-01 | UST    | UST Inc                | C | -1.85 | 0.50  | JCI    | Johnson Controls         | A | 2.27 | 0.50  |
| 2007-08-01 | VMC    | Vulcan Materials Co    | C | -1.87 | 0.70  | GD     | General Dynamics         | A | 2.50 | 0.70  |
| 2007-08-01 | WFC    | Wells Fargo            | D | -2.84 | 0.40  | AMP    | Ameriprise Financial     | A | 2.30 | 0.40  |
| 2007-08-01 | BSX    | Boston Scientific      | D | -2.87 | 0.30  | MHS    | Medco Health Solutions   | A | 2.28 | 0.30  |
| 2007-08-01 | NCC    | National City Corp     | D | -2.87 | 0.50  | NTRS   | Northern Trust           | A | 2.27 | 0.50  |
| 2007-08-01 | ETR    | Entergy                | C | -1.86 | 1.00  | STR    | Questar Corp             | A | 2.25 | 1.00  |
| 2007-08-01 | BBBY   | Bed Bath & Beyond      | C | -1.86 | 0.70  | RSHCQ  | RS Legacy Corp           | A | 2.30 | 0.70  |
| 2007-08-01 | JPM    | Jpmorgan Chase         | C | -1.86 | 2.30  | CBSS   | Compass Bancshares       | A | 2.27 | 2.30  |
| 2007-08-01 | DHI    | D.r. Horton            | D | -2.91 | 0.30  | APOL   | Apollo Educat Grp        | A | 2.29 | 1.20  |
| 2007-08-01 | TWX    | Time Warner            | C | -1.86 | 1.20  | VFC    | Vf                       | A | 2.27 | 0.40  |
| 2007-08-01 | MKC    | Mccormick              | C | -1.85 | 0.40  | BEN    | Franklin Resources       | A | 2.26 | 0.20  |
| 2007-08-01 | GNW    | Genworth Financial     | C | -1.86 | 0.20  | AYE    | Allegheny Energy         | A | 2.32 | 0.20  |
| 2007-09-03 | AEE    | Ameren                 | D | -2.85 | 0.20  | CELG   | Celgene                  | A | 2.79 | 0.70  |
| 2007-09-03 | ABT    | Abbott Laboratories    | C | -1.85 | 0.70  | AAPL   | Apple                    | A | 2.65 | 0.90  |
| 2007-09-03 | ADI    | Analog Devices         | C | -1.85 | 0.90  | PPL    | Ppl                      | A | 2.27 | 0.70  |
| 2007-09-03 | FE     | Firstenergy            | C | -1.86 | 0.70  | L      | Loews                    | A | 2.42 | 1.20  |
| 2007-09-03 | AIG    | American International | C | -1.85 | 1.20  |        |                          |   |      |       |

| Date       | Ticker | Name                   | R | SM    | W (%) | Ticker | Name                      | R | SM   | W (%) |
|------------|--------|------------------------|---|-------|-------|--------|---------------------------|---|------|-------|
| 2007-09-03 | AMGN   | Amgen                  | D | -2.89 | 0.90  | GILD   | Gilead Sciences           | A | 2.39 | 0.90  |
| 2007-09-03 | AVP    | Avon Products          | C | -1.86 | 0.80  | GT     | Goodyear Tire & Rubber    | A | 2.47 | 0.80  |
| 2007-09-03 | XEL    | Xcel Energy            | D | -2.86 | 0.60  | CEG    | Constellation Energy      | A | 2.27 | 0.60  |
| 2007-09-03 | RBS    | Royal Bank Of Scotland | D | -2.87 | 0.10  | NUE    | Nucor                     | A | 2.39 | 0.10  |
| 2007-09-03 | CB     | Chubb Corp             | C | -1.85 | 0.40  | AMP    | Ameriprise Financial      | A | 2.31 | 0.40  |
| 2007-09-03 | CFC    | Countrywide Financial  | D | -2.92 | 0.20  |        |                           |   |      |       |
| 2007-09-03 | COF    | Capital One Financial  | D | -2.86 | 0.10  | JNS    | Janus Capital             | A | 2.31 | 0.10  |
| 2007-09-03 | DIS    | Walt Disney            | C | -1.84 | 0.90  | AMZN   | Amazon.com                | A | 2.44 | 0.90  |
| 2007-09-03 | TRV    | Travelers Companies    | C | -1.85 | 0.90  | BEN    | Franklin Resources        | A | 2.27 | 0.90  |
| 2007-09-03 | TGNA   | Tegna                  | D | -2.88 | 0.80  | HLT    | Hilton Hotels Corp        | A | 2.32 | 0.80  |
| 2007-09-03 | GIS    | General Mills          | C | -1.85 | 0.90  | MON    | Monsanto                  | A | 2.41 | 0.90  |
| 2007-09-03 | GPC    | Genuine Parts          | C | -1.84 | 0.60  | MO     | Altria                    | A | 2.33 | 0.60  |
| 2007-09-03 | HRB    | H.& R.block            | D | -2.86 | 0.70  | APOL   | Apollo Educat Grp         | A | 2.29 | 0.70  |
| 2007-09-03 | HSY    | The Hershey            | D | -2.86 | 0.20  | PEP    | Pepsico                   | A | 2.30 | 0.20  |
| 2007-09-03 | JNJ    | Johnson & Johnson      | D | -2.85 | 1.20  | TMO    | Thermo Fisher Scientific  | A | 2.37 | 1.20  |
| 2007-09-03 | KMB    | Kimberly-clark         | C | -1.84 | 0.70  | LUK    | Leucadia National         | A | 2.29 | 0.70  |
| 2007-09-03 | LLY    | Eli Lilly              | C | -1.84 | 1.50  | ESRX   | Express Scripts Holding   | A | 2.31 | 1.50  |
| 2007-09-03 | LM     | Legg Mason             | C | -1.86 | 0.40  | NTRS   | Northern Trust            | A | 2.26 | 0.40  |
| 2007-09-03 | LNC    | Lincoln National       | C | -1.86 | 0.90  | PFG    | Principal Financial       | A | 2.25 | 0.90  |
| 2007-09-03 | MAS    | Masco                  | D | -2.86 | 0.80  | GD     | General Dynamics          | A | 2.50 | 0.80  |
| 2007-09-03 | MAT    | Mattel                 | C | -1.88 | 0.70  | JCI    | Johnson Controls          | A | 2.28 | 0.70  |
| 2007-09-03 | MMC    | Marsh & Mclennan Cos   | C | -1.87 | 1.40  | CBSS   | Compass Bancshares        | A | 2.25 | 1.40  |
| 2007-09-03 | MOT    | Motorola Solutions     | D | -2.89 | 0.50  | JNPR   | Juniper Networks          | A | 2.45 | 0.50  |
| 2007-09-03 | NI     | Nisource               | D | -2.88 | 0.80  | NEE    | Nextera Energy            | A | 2.26 | 0.80  |
| 2007-09-03 | NSC    | Norfolk Southern       | C | -1.85 | 0.20  | PCP    | Precision Castparts       | A | 2.40 | 0.20  |
| 2007-09-03 | NWL    | Newell Brands          | D | -2.87 | 0.80  | TSN    | Tyson Foods               | A | 2.27 | 0.80  |
| 2007-09-03 | PFE    | Pfizer                 | D | -2.85 | 1.30  | MHS    | Medco Health Solutions    | A | 2.28 | 1.30  |
| 2007-09-03 | PGR    | Progressive            | D | -2.86 | 0.50  | TROW   | T Rowe Price              | A | 2.24 | 0.50  |
| 2007-09-03 | PNW    | Pinnacle West Capital  | D | -2.87 | 0.40  | STR    | Questar Corp              | A | 2.24 | 0.40  |
| 2007-09-03 | SCHW   | Charles Schwab         | C | -1.85 | 1.00  | AOC    | Aon plc                   | A | 2.21 | 1.00  |
| 2007-09-03 | STI    | Suntrust Banks         | C | -1.86 | 0.80  | PCL    | Plum Creek Timber Co      | A | 2.21 | 0.80  |
| 2007-09-03 | TE     | Teco Energy            | C | -1.86 | 0.20  | PEG    | Public Service Enterprise | A | 2.23 | 0.20  |
| 2007-09-03 | TRB    | Tribune Co             | D | -2.86 | 0.50  | TIF    | Tiffany                   | A | 2.29 | 0.50  |
| 2007-09-03 | USG    | Usg                    | D | -2.87 | 0.20  | LMT    | Lockheed Martin           | A | 2.36 | 0.20  |
| 2007-09-03 | UST    | UST Inc                | D | -2.86 | 0.40  | VFC    | Vf                        | A | 2.25 | 0.40  |
| 2007-09-03 | VMC    | Vulcan Materials Co    | C | -1.88 | 0.70  | CMI    | Cummins                   | A | 2.35 | 0.70  |
| 2007-09-03 | WMT    | Wal-mart Stores        | D | -2.86 | 0.90  | SVU    | Supervalu                 | A | 2.27 | 0.90  |
| 2007-09-03 | BSX    | Boston Scientific      | D | -2.87 | 0.30  | AET    | Aetna                     | A | 2.27 | 0.30  |
| 2007-09-03 | NCC    | National City Corp     | D | -2.88 | 0.40  | SLM    | Slm                       | A | 2.21 | 0.40  |
| 2007-09-03 | ETR    | Entergy                | C | -1.86 | 1.00  | AEP    | American Electric Power   | A | 2.23 | 1.00  |
| 2007-09-03 | S      | Sprint Nextel          | C | -1.86 | 0.80  | EQ     | Embarq                    | A | 2.26 | 0.80  |
| 2007-09-03 | 6758   | Sony                   | C | -1.87 | 0.60  | WFR    | SunEdison                 | A | 2.38 | 0.60  |
| 2007-09-03 | BJS    | BJ Services Co         | D | -2.87 | 0.40  | WMB    | Williams Companies        | A | 3.00 | 0.40  |
| 2007-09-03 | QWST   | Qwest Communications   | C | -1.86 | 1.00  | CTL    | Centurylink               | A | 2.24 | 1.00  |
| 2007-09-03 | BBBY   | Bed Bath & Beyond      | D | -2.87 | 0.70  | MCD    | Mcdonald's                | A | 2.26 | 0.70  |
| 2007-09-03 | VIAB   | Viacom                 | C | -1.85 | 0.70  | CM-CSA | Comcast                   | A | 2.25 | 0.70  |
| 2007-09-03 | JPM    | Jpmorgan Chase         | C | -1.86 | 2.30  | WY     | Weyerhaeuser              | A | 2.21 | 2.30  |
| 2007-09-03 | DHI    | D.r. Horton            | D | -2.92 | 0.30  |        |                           |   |      |       |
| 2007-09-03 | WYE    | Wyeth                  | C | -1.87 | 0.90  | SYK    | Stryker                   | A | 2.27 | 0.90  |
| 2007-09-03 | TWX    | Time Warner            | C | -1.86 | 1.30  | JWN    | Nordstrom                 | A | 2.25 | 1.30  |
| 2007-09-03 | USB    | Us Bancorp             | D | -2.85 | 1.20  | EFX    | Equifax                   | A | 2.21 | 1.20  |
| 2007-09-03 | MKC    | Mccormick              | C | -1.85 | 0.40  | HAR    | Harman Ind Inc            | A | 2.25 | 0.40  |
| 2007-09-03 | GNW    | Genworth Financial     | D | -2.87 | 0.20  | AFL    | Aflac                     | A | 2.20 | 0.20  |

| Date       | Ticker | Name                   | R | SM    | W (%) | Ticker | Name                     | R | SM   | W (%) |
|------------|--------|------------------------|---|-------|-------|--------|--------------------------|---|------|-------|
| 2007-09-03 | MDLZ   | Mondelez International | D | -2.85 | 0.60  | NKE    | Nike                     | A | 2.25 | 0.60  |
| 2007-10-01 | ADI    | Analog Devices         | C | -1.85 | 0.80  | AAPL   | Apple                    | A | 2.74 | 0.80  |
| 2007-10-01 | FE     | Firstenergy            | C | -1.85 | 0.70  | AYE    | Allegheny Energy         | A | 2.33 | 0.70  |
| 2007-10-01 | ADM    | Archer Daniels Midland | D | -2.85 | 0.30  | GT     | Goodyear Tire & Rubber   | A | 2.51 | 0.30  |
| 2007-10-01 | AIG    | American International | D | -2.84 | 1.20  | L      | Loews                    | A | 2.44 | 1.20  |
| 2007-10-01 | AMGN   | Amgen                  | D | -2.88 | 1.00  | CELG   | Celgene                  | A | 2.89 | 1.00  |
| 2007-10-01 | AVP    | Avon Products          | C | -1.85 | 0.80  | MON    | Monsanto                 | A | 2.50 | 0.80  |
| 2007-10-01 | AVY    | Avery Dennison         | D | -2.86 | 0.70  | NUE    | Nucor                    | A | 2.43 | 0.70  |
| 2007-10-01 | XEL    | Xcel Energy            | D | -2.85 | 0.60  | CEG    | Constellation Energy     | A | 2.28 | 0.60  |
| 2007-10-01 | RBS    | Royal Bank Of Scotland | D | -2.88 | 0.40  | NOV    | National Oilwell Varco   | A | 2.41 | 0.40  |
| 2007-10-01 | CBE    | Cooper Industries      | C | -1.85 | 0.50  | GD     | General Dynamics         | A | 2.54 | 0.50  |
| 2007-10-01 | CFC    | Countrywide Financial  | D | -2.92 | 0.40  |        |                          |   |      |       |
| 2007-10-01 | CPB    | Campbell Soup          | D | -2.85 | 0.30  | MO     | Altria                   | A | 2.33 | 0.30  |
| 2007-10-01 | COF    | Capital One Financial  | D | -2.86 | 0.50  | JNS    | Janus Capital            | A | 2.35 | 0.50  |
| 2007-10-01 | DIS    | Walt Disney            | C | -1.84 | 0.90  | AMZN   | Amazon.com               | A | 2.52 | 0.90  |
| 2007-10-01 | TRV    | Travelers Companies    | C | -1.85 | 0.80  | PFJ    | Principal Financial      | A | 2.29 | 0.80  |
| 2007-10-01 | FITB   | Fifth Third Bancorp    | D | -2.87 | 0.90  | NTRS   | Northern Trust           | A | 2.29 | 0.90  |
| 2007-10-01 | TGNA   | Tegna                  | D | -2.88 | 0.80  | HLT    | Hilton Hotels Corp       | A | 2.33 | 0.80  |
| 2007-10-01 | GIS    | General Mills          | C | -1.84 | 0.90  | PEP    | Pepsico                  | A | 2.33 | 0.90  |
| 2007-10-01 | GPC    | Genuine Parts          | C | -1.84 | 0.60  | LUK    | Leucadia National        | A | 2.32 | 0.60  |
| 2007-10-01 | GPS    | Gap                    | D | -2.84 | 0.20  | TIF    | Tiffany                  | A | 2.30 | 0.20  |
| 2007-10-01 | HD     | The Home Depot         | D | -2.87 | 0.80  | APOL   | Apollo Educat Grp        | A | 2.30 | 0.80  |
| 2007-10-01 | HRB    | H.& R.block            | D | -2.84 | 0.80  | MCD    | Mcdonald's               | A | 2.29 | 0.80  |
| 2007-10-01 | HSY    | The Hershey            | D | -2.86 | 0.50  | JCI    | Johnson Controls         | A | 2.29 | 0.50  |
| 2007-10-01 | KMB    | Kimberly-clark         | C | -1.84 | 0.60  | VFC    | Vf                       | A | 2.26 | 0.60  |
| 2007-10-01 | LLY    | Eli Lilly              | C | -1.84 | 1.40  | GILD   | Gilead Sciences          | A | 2.45 | 1.40  |
| 2007-10-01 | LM     | Legg Mason             | D | -2.86 | 0.50  | TROW   | T Rowe Price             | A | 2.27 | 0.50  |
| 2007-10-01 | MAS    | Masco                  | D | -2.87 | 0.80  | PCP    | Precision Castparts      | A | 2.46 | 0.80  |
| 2007-10-01 | MAT    | Mattel                 | C | -1.87 | 0.70  | NKE    | Nike                     | A | 2.26 | 0.70  |
| 2007-10-01 | MER    | Merrill Lynch          | D | -2.87 | 0.30  | AOC    | Aon plc                  | A | 2.23 | 0.30  |
| 2007-10-01 | MHFI   | McGraw Hill Fin        | D | -2.88 | 0.50  | HCBK   | Hudson City Bancorp      | A | 2.22 | 0.50  |
| 2007-10-01 | MMC    | Marsh & Mclennan Cos   | D | -2.87 | 1.30  | WY     | Weyerhaeuser             | A | 2.22 | 1.30  |
| 2007-10-01 | NI     | Nisource               | D | -2.87 | 0.90  | NEE    | Nextera Energy           | A | 2.27 | 0.90  |
| 2007-10-01 | NWL    | Newell Brands          | D | -2.85 | 0.90  | WWY    | Wrigley                  | A | 2.26 | 0.90  |
| 2007-10-01 | PFE    | Pfizer                 | D | -2.85 | 1.20  | TMO    | Thermo Fisher Scientific | A | 2.40 | 1.20  |
| 2007-10-01 | PGR    | Progressive            | D | -2.86 | 0.40  | PCL    | Plum Creek Timber Co     | A | 2.22 | 0.40  |
| 2007-10-01 | PNW    | Pinnacle West Capital  | D | -2.87 | 0.40  | PPL    | Ppl                      | A | 2.27 | 0.40  |
| 2007-10-01 | SCHW   | Charles Schwab         | C | -1.84 | 1.00  | AFL    | Aflac                    | A | 2.22 | 1.00  |
| 2007-10-01 | STI    | Suntrust Banks         | C | -1.86 | 0.80  | FII    | Federated Investors      | A | 2.22 | 0.80  |
| 2007-10-01 | TE     | Teco Energy            | D | -2.85 | 0.20  | STR    | Questar Corp             | A | 2.26 | 0.20  |
| 2007-10-01 | TRB    | Tribune Co             | D | -2.86 | 0.50  | EBAY   | Ebay                     | A | 2.29 | 0.50  |
| 2007-10-01 | USG    | Usg                    | D | -2.87 | 0.40  | LMT    | Lockheed Martin          | A | 2.40 | 0.40  |
| 2007-10-01 | UST    | UST Inc                | D | -2.86 | 0.40  | PBG    | Pepsi Bottling           | A | 2.22 | 0.40  |
| 2007-10-01 | VMC    | Vulcan Materials Co    | C | -1.88 | 0.70  | TEX    | Terex                    | A | 2.39 | 0.70  |
| 2007-10-01 | WMT    | Wal-mart Stores        | D | -2.86 | 0.90  | JWN    | Nordstrom                | A | 2.24 | 0.90  |
| 2007-10-01 | BSX    | Boston Scientific      | D | -2.86 | 0.20  | ESRX   | Express Scripts Holding  | A | 2.31 | 0.20  |
| 2007-10-01 | NCC    | National City Corp     | D | -2.89 | 0.40  | SLM    | Slm                      | A | 2.20 | 0.40  |
| 2007-10-01 | ETR    | Entergy                | C | -1.85 | 1.10  | EXC    | Exelon                   | A | 2.25 | 1.10  |
| 2007-10-01 | ALU    | Alcatel-lucent         | D | -2.89 | 0.30  | CMI    | Cummins                  | A | 2.39 | 0.30  |
| 2007-10-01 | S      | Sprint Nextel          | C | -1.86 | 0.80  | EQ     | Embarq                   | A | 2.24 | 0.80  |
| 2007-10-01 | 6758   | Sony                   | C | -1.87 | 0.60  | WFR    | SunEdison                | A | 2.37 | 0.60  |
| 2007-10-01 | BJS    | BJ Services Co         | D | -2.86 | 0.50  | WMB    | Williams Companies       | A | 3.00 | 0.50  |
| 2007-10-01 | QWST   | Qwest Communications   | C | -1.85 | 0.90  | JNPR   | Juniper Networks         | A | 2.50 | 0.90  |
| 2007-10-01 | BBBY   | Bed Bath & Beyond      | D | -2.87 | 0.70  | YUM    | Yum Brands               | A | 2.24 | 0.70  |

| Date       | Ticker | Name                   | R | SM    | W (%) | Ticker | Name                     | R | SM   | W (%) |
|------------|--------|------------------------|---|-------|-------|--------|--------------------------|---|------|-------|
| 2007-10-01 | VIAB   | Viacom                 | C | -1.85 | 0.50  | SVU    | Supervalu                | A | 2.23 | 0.50  |
| 2007-10-01 | JPM    | Jpmorgan Chase         | D | -2.85 | 2.40  | CME    | Cme                      | A | 2.20 | 2.40  |
| 2007-10-01 | DHI    | D.r. Horton            | D | -2.93 | 0.30  |        |                          |   |      |       |
| 2007-10-01 | WYE    | Wyeth                  | D | -2.87 | 0.90  | AET    | Aetna                    | A | 2.29 | 0.90  |
| 2007-10-01 | TWX    | Time Warner            | D | -2.86 | 1.20  | AZO    | Autozone                 | A | 2.23 | 1.20  |
| 2007-10-01 | NYT    | New York Times         | D | -2.87 | 0.70  | CVS    | Cvs Health               | A | 2.23 | 0.70  |
| 2007-10-01 | USB    | Us Bancorp             | D | -2.85 | 1.30  | EFX    | Equifax                  | A | 2.20 | 1.30  |
| 2007-10-01 | C      | Citigroup              | D | -2.86 | 1.20  | HPC    | Hercules                 | A | 2.20 | 1.20  |
| 2007-10-01 | MKC    | Mccormick              | D | -2.84 | 0.40  | K      | Kellogg                  | A | 2.21 | 0.40  |
| 2007-10-01 | GNW    | Genworth Financial     | D | -2.86 | 0.30  | CBH    | Commerce Bancorp NJ      | A | 2.20 | 0.30  |
| 2007-11-01 | ABT    | Abbott Laboratories    | C | -1.84 | 0.70  | CELG   | Celgene                  | A | 2.79 | 0.70  |
| 2007-11-01 | ADI    | Analog Devices         | C | -1.87 | 0.70  | AAPL   | Apple                    | A | 2.88 | 0.70  |
| 2007-11-01 | AIG    | American International | D | -2.86 | 1.10  | L      | Loews                    | A | 2.43 | 1.10  |
| 2007-11-01 | AMAT   | Applied Materials      | C | -1.86 | 0.20  | JNPR   | Juniper Networks         | A | 2.47 | 0.20  |
| 2007-11-01 | AVY    | Avery Dennison         | D | -2.86 | 0.70  | FCX    | Freeport-mcmoran         | A | 2.35 | 0.70  |
| 2007-11-01 | RBS    | Royal Bank Of Scotland | D | -2.88 | 0.40  | WFR    | SunEdison                | A | 2.43 | 0.40  |
| 2007-11-01 | CBE    | Cooper Industries      | C | -1.85 | 0.50  | JEC    | Jacobs Engineering       | A | 2.75 | 0.50  |
| 2007-11-01 | CFC    | Countrywide Financial  | D | -2.94 | 0.30  |        |                          |   |      |       |
| 2007-11-01 | WIN    | Windstream Holdings    | D | -2.86 | 0.10  | EQ     | Embarq                   | A | 2.22 | 0.10  |
| 2007-11-01 | CPB    | Campbell Soup          | D | -2.86 | 0.30  | MON    | Monsanto                 | A | 2.55 | 0.30  |
| 2007-11-01 | COF    | Capital One Financial  | D | -2.87 | 0.50  | JNS    | Janus Capital            | A | 2.39 | 0.50  |
| 2007-11-01 | DUK    | Duke Energy            | C | -1.85 | 0.60  | AYE    | Allegheny Energy         | A | 2.37 | 0.60  |
| 2007-11-01 | PGN    | Progress Energy        | D | -2.85 | 0.70  | CEG    | Constellation Energy     | A | 2.30 | 0.70  |
| 2007-11-01 | FITB   | Fifth Third Bancorp    | D | -2.88 | 0.80  | NTRS   | Northern Trust           | A | 2.31 | 0.80  |
| 2007-11-01 | TGNA   | Tegna                  | D | -2.89 | 0.80  | AMZN   | Amazon.com               | A | 2.48 | 0.80  |
| 2007-11-01 | GIS    | General Mills          | C | -1.85 | 0.90  | GT     | Goodyear Tire & Rubber   | A | 2.50 | 0.90  |
| 2007-11-01 | GPC    | Genuine Parts          | C | -1.84 | 0.60  | MO     | Altria                   | A | 2.34 | 0.60  |
| 2007-11-01 | HD     | The Home Depot         | D | -2.88 | 0.80  | EXPE   | Expedia                  | A | 2.41 | 0.80  |
| 2007-11-01 | HSY    | The Hershey            | D | -2.88 | 0.50  | PEP    | Pepsico                  | A | 2.32 | 0.50  |
| 2007-11-01 | LM     | Legg Mason             | D | -2.87 | 0.50  | PFG    | Principal Financial      | A | 2.30 | 0.50  |
| 2007-11-01 | LNC    | Lincoln National       | D | -2.85 | 1.00  | TROW   | T Rowe Price             | A | 2.30 | 1.00  |
| 2007-11-01 | LUV    | Southwest Airlines     | D | -2.86 | 0.30  | APOL   | Apollo Educat Grp        | A | 2.39 | 0.30  |
| 2007-11-01 | MAS    | Masco                  | D | -2.87 | 0.80  | GD     | General Dynamics         | A | 2.57 | 0.80  |
| 2007-11-01 | MAT    | Mattel                 | D | -2.88 | 0.60  | LUK    | Leucadia National        | A | 2.32 | 0.60  |
| 2007-11-01 | MER    | Merrill Lynch          | D | -2.89 | 0.30  | AFL    | Aflac                    | A | 2.24 | 0.30  |
| 2007-11-01 | MHFI   | McGraw Hill Fin        | D | -2.89 | 0.50  | GS     | Goldman Sachs            | A | 2.23 | 0.50  |
| 2007-11-01 | MMC    | Marsh & McLennan Cos   | D | -2.87 | 1.30  | AOC    | Aon plc                  | A | 2.23 | 1.30  |
| 2007-11-01 | NI     | Nisource               | D | -2.87 | 0.90  | NEE    | Nextera Energy           | A | 2.29 | 0.90  |
| 2007-11-01 | NWL    | Newell Brands          | D | -2.85 | 0.90  | JCI    | Johnson Controls         | A | 2.31 | 0.90  |
| 2007-11-01 | PFE    | Pfizer                 | D | -2.86 | 1.20  | GILD   | Gilead Sciences          | A | 2.49 | 1.20  |
| 2007-11-01 | PGR    | Progressive            | D | -2.87 | 0.40  | FII    | Federated Investors      | A | 2.23 | 0.40  |
| 2007-11-01 | PNW    | Pinnacle West Capital  | D | -2.87 | 0.40  | PPL    | Ppl                      | A | 2.28 | 0.40  |
| 2007-11-01 | STI    | Suntrust Banks         | D | -2.87 | 0.80  | WY     | Weyerhaeuser             | A | 2.22 | 0.80  |
| 2007-11-01 | TE     | Teco Energy            | D | -2.85 | 0.20  | STR    | Questar Corp             | A | 2.27 | 0.20  |
| 2007-11-01 | USG    | Usg                    | D | -2.87 | 0.40  | PCP    | Precision Castparts      | A | 2.46 | 0.40  |
| 2007-11-01 | UST    | UST Inc                | D | -2.86 | 0.50  | NKE    | Nike                     | A | 2.28 | 0.50  |
| 2007-11-01 | VMC    | Vulcan Materials Co    | C | -1.89 | 0.60  | LMT    | Lockheed Martin          | A | 2.40 | 0.60  |
| 2007-11-01 | WM     | Waste Management       | C | -1.85 | 0.60  | DE     | Deere                    | A | 2.37 | 0.60  |
| 2007-11-01 | WMT    | Wal-mart Stores        | D | -2.86 | 1.00  | MCD    | Mcdonald's               | A | 2.31 | 1.00  |
| 2007-11-01 | BSX    | Boston Scientific      | D | -2.87 | 0.20  | TMO    | Thermo Fisher Scientific | A | 2.40 | 0.20  |
| 2007-11-01 | NCC    | National City Corp     | D | -2.90 | 0.40  | CME    | Cme                      | A | 2.22 | 0.40  |
| 2007-11-01 | ALU    | Alcatel-lucent         | D | -2.90 | 0.30  |        |                          |   |      |       |
| 2007-11-01 | S      | Sprint Nextel          | D | -2.88 | 0.70  | NBL    | Noble Energy             | A | 2.77 | 0.70  |
| 2007-11-01 | 6758   | Sony                   | C | -1.86 | 0.70  | NOV    | National Oilwell Varco   | A | 2.39 | 0.70  |
| 2007-11-01 | CBS    | Cbs                    | C | -1.87 | 0.70  | TIF    | Tiffany                  | A | 2.29 | 0.70  |

| Date       | Ticker | Name                    | R | SM    | W (%) | Ticker | Name                    | R | SM   | W (%) |
|------------|--------|-------------------------|---|-------|-------|--------|-------------------------|---|------|-------|
| 2007-11-01 | BJS    | BJ Services Co          | D | -2.85 | 0.40  | WMB    | Williams Companies      | A | 3.00 | 0.40  |
| 2007-11-01 | QWST   | Qwest Communications    | C | -1.89 | 0.70  | EMC    | EMC Corp                | A | 2.43 | 0.70  |
| 2007-11-01 | BBBY   | Bed Bath & Beyond       | D | -2.87 | 0.70  | YUM    | Yum Brands              | A | 2.27 | 0.70  |
| 2007-11-01 | JPM    | Jpmorgan Chase          | D | -2.86 | 2.30  | PCL    | Plum Creek Timber Co    | A | 2.22 | 2.30  |
| 2007-11-01 | DHI    | D.r. Horton             | D | -2.94 | 0.30  |        |                         |   |      |       |
| 2007-11-01 | WYE    | Wyeth                   | D | -2.87 | 0.90  | ESRX   | Express Scripts Holding | A | 2.36 | 0.90  |
| 2007-11-01 | TWX    | Time Warner             | D | -2.87 | 1.20  | EBAY   | Ebay                    | A | 2.25 | 1.20  |
| 2007-11-01 | BEAM   | Beam Inc                | C | -1.85 | 0.90  | VFC    | Vf                      | A | 2.26 | 0.90  |
| 2007-11-01 | NYT    | New York Times          | D | -2.88 | 0.70  | CVS    | Cvs Health              | A | 2.25 | 0.70  |
| 2007-11-01 | C      | Citigroup               | D | -2.88 | 1.00  | HCBK   | Hudson City Bancorp     | A | 2.21 | 1.00  |
| 2007-11-01 | MKC    | Mccormick               | D | -2.85 | 0.40  | PBG    | Pepsi Bottling          | A | 2.25 | 0.40  |
| 2007-11-01 | GNW    | Genworth Financial      | D | -2.88 | 0.30  | CBH    | Commerce Bancorp NJ     | A | 2.20 | 0.30  |
| 2007-12-03 | ADI    | Analog Devices          | C | -1.87 | 0.70  | AAPL   | Apple                   | A | 2.84 | 0.70  |
| 2007-12-03 | AIG    | American International  | D | -2.86 | 1.10  | L      | Loews                   | A | 2.42 | 1.10  |
| 2007-12-03 | AMAT   | Applied Materials       | C | -1.87 | 0.20  | WFR    | SunEdison               | A | 2.46 | 0.20  |
| 2007-12-03 | AVY    | Avery Dennison          | D | -2.88 | 0.70  | CNX    | Consol Energy           | A | 2.33 | 0.70  |
| 2007-12-03 | BF.B   | Brown-forman            | C | -1.84 | 0.20  | MON    | Monsanto                | A | 2.60 | 0.20  |
| 2007-12-03 | RBS    | Royal Bank Of Scotland  | D | -2.89 | 0.30  | NOV    | National Oilwell Varco  | A | 2.39 | 0.30  |
| 2007-12-03 | CBE    | Cooper Industries       | C | -1.86 | 0.50  | JEC    | Jacobs Engineering      | A | 2.77 | 0.50  |
| 2007-12-03 | CFC    | Countrywide Financial   | D | -2.96 | 0.20  |        |                         |   |      |       |
| 2007-12-03 | WIN    | Windstream Holdings     | D | -2.86 | 0.10  | EQ     | Embarq                  | A | 2.21 | 0.10  |
| 2007-12-03 | CPB    | Campbell Soup           | D | -2.86 | 0.30  | GT     | Goodyear Tire & Rubber  | A | 2.48 | 0.30  |
| 2007-12-03 | COF    | Capital One Financial   | D | -2.89 | 0.40  | JNS    | Janus Capital           | A | 2.40 | 0.40  |
| 2007-12-03 | DD     | E.i. Du Pont De Nemours | D | -2.85 | 0.90  | SIAL   | Sigma Aldrich           | A | 2.31 | 0.90  |
| 2007-12-03 | FITB   | Fifth Third Bancorp     | D | -2.88 | 0.80  | NTRS   | Northern Trust          | A | 2.34 | 0.80  |
| 2007-12-03 | TGNA   | Tegna                   | D | -2.90 | 0.70  |        |                         |   |      |       |
| 2007-12-03 | GPC    | Genuine Parts           | C | -1.84 | 0.60  | MO     | Altria                  | A | 2.37 | 0.60  |
| 2007-12-03 | HD     | The Home Depot          | D | -2.89 | 0.80  | EXPE   | Expedia                 | A | 2.42 | 0.80  |
| 2007-12-03 | HRB    | H.& R.block             | D | -2.86 | 0.70  | APOL   | Apollo Educat Grp       | A | 2.37 | 0.70  |
| 2007-12-03 | HSY    | The Hershey             | D | -2.88 | 0.40  | PEP    | Pepsico                 | A | 2.34 | 0.40  |
| 2007-12-03 | LM     | Legg Mason              | D | -2.88 | 0.50  | PFG    | Principal Financial     | A | 2.29 | 0.50  |
| 2007-12-03 | LNC    | Lincoln National        | D | -2.85 | 1.00  | TROW   | T Rowe Price            | A | 2.28 | 1.00  |
| 2007-12-03 | LUV    | Southwest Airlines      | D | -2.86 | 0.30  | MCD    | Mcdonald's              | A | 2.31 | 0.30  |
| 2007-12-03 | MAS    | Masco                   | D | -2.88 | 0.70  | GD     | General Dynamics        | A | 2.57 | 0.70  |
| 2007-12-03 | MAT    | Mattel                  | D | -2.89 | 0.60  | LUK    | Leucadia National       | A | 2.30 | 0.60  |
| 2007-12-03 | MER    | Merrill Lynch           | D | -2.90 | 0.30  | AOC    | Aon plc                 | A | 2.25 | 0.30  |
| 2007-12-03 | MHFI   | McGraw Hill Fin         | D | -2.89 | 0.50  | AFL    | Aflac                   | A | 2.24 | 0.50  |
| 2007-12-03 | MMC    | Marsh & Mclennan Cos    | D | -2.87 | 1.30  | PCL    | Plum Creek Timber Co    | A | 2.23 | 1.30  |
| 2007-12-03 | NI     | Nisource                | D | -2.88 | 0.90  | AYE    | Allegheny Energy        | A | 2.38 | 0.90  |
| 2007-12-03 | PFE    | Pfizer                  | D | -2.86 | 1.20  | CELG   | Celgene                 | A | 2.74 | 1.20  |
| 2007-12-03 | PGR    | Progressive             | D | -2.87 | 0.40  | GS     | Goldman Sachs           | A | 2.22 | 0.40  |
| 2007-12-03 | STI    | Suntrust Banks          | D | -2.87 | 0.80  | CME    | Cme                     | A | 2.22 | 0.80  |
| 2007-12-03 | USG    | Usg                     | D | -2.88 | 0.40  | DE     | Deere                   | A | 2.43 | 0.40  |
| 2007-12-03 | VMC    | Vulcan Materials Co     | D | -2.88 | 0.70  | LMT    | Lockheed Martin         | A | 2.40 | 0.70  |
| 2007-12-03 | WM     | Waste Management        | D | -2.86 | 0.60  | CMI    | Cummins                 | A | 2.34 | 0.60  |
| 2007-12-03 | BSX    | Boston Scientific       | D | -2.87 | 0.20  | GILD   | Gilead Sciences         | A | 2.49 | 0.20  |
| 2007-12-03 | NCC    | National City Corp      | D | -2.91 | 0.30  |        |                         |   |      |       |
| 2007-12-03 | ALU    | Alcatel-lucent          | D | -2.92 | 0.30  |        |                         |   |      |       |
| 2007-12-03 | S      | Sprint Nextel           | D | -2.89 | 0.70  | NBL    | Noble Energy            | A | 2.75 | 0.70  |
| 2007-12-03 | 6758   | Sony                    | C | -1.86 | 0.70  | ESRX   | Express Scripts Holding | A | 2.39 | 0.70  |
| 2007-12-03 | CBS    | Cbs                     | D | -2.87 | 0.70  | TIF    | Tiffany                 | A | 2.27 | 0.70  |
| 2007-12-03 | BJS    | BJ Services Co          | D | -2.85 | 0.40  | WMB    | Williams Companies      | A | 3.00 | 0.40  |
| 2007-12-03 | QWST   | Qwest Communications    | C | -1.89 | 0.70  | JNPR   | Juniper Networks        | A | 2.41 | 0.70  |

| Date       | Ticker | Name                     | R | SM    | W (%) | Ticker | Name                     | R | SM   | W (%) |
|------------|--------|--------------------------|---|-------|-------|--------|--------------------------|---|------|-------|
| 2007-12-03 | BBBY   | Bed Bath & Beyond        | D | -2.88 | 0.70  | SVU    | Supervalu                | A | 2.26 | 0.70  |
| 2007-12-03 | JPM    | Jpmorgan Chase           | D | -2.86 | 2.40  | AIZ    | Assurant                 | A | 2.22 | 2.40  |
| 2007-12-03 | DHI    | D.r. Horton              | D | -2.93 | 0.30  |        |                          |   |      |       |
| 2007-12-03 | WYE    | Wyeth                    | D | -2.86 | 1.00  | TMO    | Thermo Fisher Scientific | A | 2.39 | 1.00  |
| 2007-12-03 | TWX    | Time Warner              | D | -2.88 | 1.20  | YUM    | Yum Brands               | A | 2.25 | 1.20  |
| 2007-12-03 | BEAM   | Beam Inc                 | C | -1.86 | 0.80  | NKE    | Nike                     | A | 2.29 | 0.80  |
| 2007-12-03 | NYT    | New York Times           | D | -2.90 | 0.60  | CVS    | Cvs Health               | A | 2.24 | 0.60  |
| 2007-12-03 | C      | Citigroup                | D | -2.90 | 0.90  |        |                          |   |      |       |
| 2007-12-03 | GNW    | Genworth Financial       | D | -2.88 | 0.30  | HCBK   | Hudson City Bancorp      | A | 2.22 | 0.30  |
| 2007-12-03 | UPS    | United Parcel Service    | C | -1.84 | 0.30  | FLR    | Fluor                    | A | 2.33 | 0.30  |
| 2008-01-01 | ADI    | Analog Devices           | D | -2.87 | 0.80  | AAPL   | Apple                    | A | 2.93 | 0.80  |
| 2008-01-01 | SLM    | Slm                      | D | -2.94 | 0.60  |        |                          |   |      |       |
| 2008-01-01 | AIG    | American International   | D | -2.86 | 1.30  | L      | Loews                    | A | 2.45 | 1.30  |
| 2008-01-01 | AMAT   | Applied Materials        | C | -1.87 | 0.30  | WFR    | SunEdison                | A | 2.54 | 0.30  |
| 2008-01-01 | AMGN   | Amgen                    | D | -2.87 | 0.90  | GILD   | Gilead Sciences          | A | 2.49 | 0.90  |
| 2008-01-01 | AVY    | Avery Dennison           | D | -2.87 | 0.90  | CNX    | Consol Energy            | A | 2.41 | 0.90  |
| 2008-01-01 | RBS    | Royal Bank Of Scotland   | D | -2.90 | 0.30  | VRSN   | Verisign                 | A | 2.37 | 0.30  |
| 2008-01-01 | CFC    | Countrywide Financial    | D | -2.96 | 0.20  |        |                          |   |      |       |
| 2008-01-01 | CM-CSA | Comcast                  | D | -2.90 | 0.10  | GME    | Gamestop Corp New        | A | 2.56 | 0.10  |
| 2008-01-01 | CPB    | Campbell Soup            | D | -2.86 | 0.30  | MON    | Monsanto                 | A | 2.65 | 0.30  |
| 2008-01-01 | COF    | Capital One Financial    | D | -2.90 | 0.70  |        |                          |   |      |       |
| 2008-01-01 | CVC    | Cablevision Systems Corp | D | -2.89 | 0.40  | EXPE   | Expedia                  | A | 2.40 | 0.40  |
| 2008-01-01 | DD     | E.i. Du Pont De Nemours  | D | -2.86 | 0.90  | SIAL   | Sigma Aldrich            | A | 2.33 | 0.90  |
| 2008-01-01 | DIS    | Walt Disney              | D | -2.85 | 0.90  | APOL   | Apollo Educat Grp        | A | 2.35 | 0.90  |
| 2008-01-01 | EK     | Eastman Kodak            | D | -2.88 | 0.70  | JNPR   | Juniper Networks         | A | 2.45 | 0.70  |
| 2008-01-01 | FITB   | Fifth Third Bancorp      | D | -2.90 | 0.80  |        |                          |   |      |       |
| 2008-01-01 | TGNA   | Tegna                    | D | -2.90 | 0.90  | MCD    | Mcdonald's               | A | 2.31 | 0.90  |
| 2008-01-01 | GE     | General Electric         | C | -1.85 | 3.50  | JEC    | Jacobs Engineering       | A | 2.85 | 3.50  |
| 2008-01-01 | GPC    | Genuine Parts            | C | -1.85 | 0.60  | GT     | Goodyear Tire & Rubber   | A | 2.48 | 0.60  |
| 2008-01-01 | HD     | The Home Depot           | D | -2.89 | 1.10  | YUM    | Yum Brands               | A | 2.26 | 1.10  |
| 2008-01-01 | HOG    | Harley-davidson          | D | -2.90 | 0.70  | MO     | Altria                   | A | 2.36 | 0.70  |
| 2008-01-01 | HRB    | H.& R.block              | D | -2.86 | 0.70  | CVS    | Cvs Health               | A | 2.24 | 0.70  |
| 2008-01-01 | HSY    | The Hershey              | D | -2.88 | 0.90  | PEP    | Pepsico                  | A | 2.34 | 0.90  |
| 2008-01-01 | IP     | International Paper      | D | -2.87 | 1.50  | FCX    | Freeport-mcmoran         | A | 2.32 | 1.50  |
| 2008-01-01 | ITW    | Illinois Tool Works      | C | -1.85 | 1.10  | GD     | General Dynamics         | A | 2.57 | 1.10  |
| 2008-01-01 | KEY    | Keycorp                  | D | -2.90 | 0.10  |        |                          |   |      |       |
| 2008-01-01 | LM     | Legg Mason               | D | -2.88 | 0.80  | JNS    | Janus Capital            | A | 2.39 | 0.80  |
| 2008-01-01 | LNC    | Lincoln National         | D | -2.86 | 1.00  | NTRS   | Northern Trust           | A | 2.33 | 1.00  |
| 2008-01-01 | LUV    | Southwest Airlines       | D | -2.88 | 0.30  | EBAY   | Ebay                     | A | 2.24 | 0.30  |
| 2008-01-01 | MAS    | Masco                    | D | -2.88 | 0.80  | DE     | Deere                    | A | 2.45 | 0.80  |
| 2008-01-01 | MAT    | Mattel                   | D | -2.89 | 0.60  | LUK    | Leucadia National        | A | 2.31 | 0.60  |
| 2008-01-01 | MER    | Merrill Lynch            | D | -2.91 | 1.20  |        |                          |   |      |       |
| 2008-01-01 | MHFI   | McGraw Hill Fin          | D | -2.90 | 1.00  | PFG    | Principal Financial      | A | 2.31 | 1.00  |
| 2008-01-01 | MMC    | Marsh & Mclennan Cos     | D | -2.87 | 1.40  | TROW   | T Rowe Price             | A | 2.29 | 1.40  |
| 2008-01-01 | MOT    | Motorola Solutions       | D | -2.86 | 0.60  | BMC    | BMC Software             | A | 2.41 | 0.60  |
| 2008-01-01 | NI     | Nisource                 | D | -2.88 | 0.90  | AYE    | Allegheny Energy         | A | 2.40 | 0.90  |
| 2008-01-01 | NWL    | Newell Brands            | D | -2.85 | 0.90  | NKE    | Nike                     | A | 2.28 | 0.90  |
| 2008-01-01 | F      | Ford Motor               | D | -2.87 | 0.20  | JCI    | Johnson Controls         | A | 2.26 | 0.20  |
| 2008-01-01 | PFE    | Pfizer                   | D | -2.86 | 1.20  | ESRX   | Express Scripts Holding  | A | 2.41 | 1.20  |
| 2008-01-01 | PGR    | Progressive              | D | -2.87 | 0.50  | AFL    | Aflac                    | A | 2.24 | 0.50  |
| 2008-01-01 | T      | At&t                     | C | -1.84 | 2.30  | NBL    | Noble Energy             | A | 2.81 | 2.30  |
| 2008-01-01 | STI    | Suntrust Banks           | D | -2.89 | 1.20  | AOC    | Aon plc                  | A | 2.24 | 1.20  |
| 2008-01-01 | USG    | Usg                      | D | -2.88 | 0.40  | LMT    | Lockheed Martin          | A | 2.38 | 0.40  |
| 2008-01-01 | VMC    | Vulcan Materials Co      | D | -2.89 | 0.60  | CMI    | Cummins                  | A | 2.37 | 0.60  |
| 2008-01-01 | WFC    | Wells Fargo              | D | -2.87 | 0.50  | CME    | Cme                      | A | 2.23 | 0.50  |
| 2008-01-01 | WHR    | Whirlpool                | D | -2.88 | 0.30  | ADM    | Archer Daniels Midland   | A | 2.24 | 0.30  |

| Date       | Ticker | Name                      | R | SM    | W (%) | Ticker | Name                              | R | SM   | W (%) |
|------------|--------|---------------------------|---|-------|-------|--------|-----------------------------------|---|------|-------|
| 2008-01-01 | WM     | Waste Management          | D | -2.86 | 0.60  | FLR    | Fluor                             | A | 2.33 | 0.60  |
| 2008-01-01 | BSX    | Boston Scientific         | D | -2.88 | 0.20  | TMO    | Thermo Fisher Scientific          | A | 2.40 | 0.20  |
| 2008-01-01 | NCC    | National City Corp        | D | -2.93 | 0.30  |        |                                   |   |      |       |
| 2008-01-01 | ALU    | Alcatel-lucent            | D | -2.92 | 0.40  |        |                                   |   |      |       |
| 2008-01-01 | S      | Sprint Nextel             | D | -2.91 | 0.70  |        |                                   |   |      |       |
| 2008-01-01 | CBS    | Cbs                       | D | -2.87 | 0.70  | SVU    | Supervalu                         | A | 2.24 | 0.70  |
| 2008-01-01 | BJS    | BJ Services Co            | D | -2.86 | 0.40  | WMB    | Williams Companies                | A | 3.00 | 0.40  |
| 2008-01-01 | QWST   | Qwest Communications      | D | -2.89 | 0.70  | NOV    | National Oilwell Varco            | A | 2.41 | 0.70  |
| 2008-01-01 | BBBY   | Bed Bath & Beyond         | D | -2.89 | 0.70  | COST   | Costco Wholesale                  | A | 2.22 | 0.70  |
| 2008-01-01 | CAH    | Cardinal Health           | D | -2.87 | 0.10  | IGT    | International Game Technology PLC | A | 2.21 | 0.10  |
| 2008-01-01 | JPM    | Jpmorgan Chase            | D | -2.86 | 2.60  | PCL    | Plum Creek Timber Co              | A | 2.23 | 2.60  |
| 2008-01-01 | BMJ    | Bristol-myers Squibb      | C | -1.86 | 0.80  | MHS    | Medco Health Solutions            | A | 2.34 | 0.80  |
| 2008-01-01 | DHI    | D.r. Horton               | D | -2.93 | 0.30  |        |                                   |   |      |       |
| 2008-01-01 | TWX    | Time Warner               | D | -2.88 | 1.10  | BBY    | Best Buy                          | A | 2.21 | 1.10  |
| 2008-01-01 | BEAM   | Beam Inc                  | D | -2.86 | 0.80  | PBG    | Pepsi Bottling                    | A | 2.23 | 0.80  |
| 2008-01-01 | NYT    | New York Times            | D | -2.89 | 0.60  | AMZN   | Amazon.com                        | A | 2.20 | 0.60  |
| 2008-01-01 | USB    | Us Bancorp                | D | -2.84 | 1.40  | AIZ    | Assurant                          | A | 2.23 | 1.40  |
| 2008-01-01 | C      | Citigroup                 | D | -2.91 | 0.80  |        |                                   |   |      |       |
| 2008-01-01 | GNW    | Genworth Financial        | D | -2.89 | 0.40  | FII    | Federated Investors               | A | 2.23 | 0.40  |
| 2008-01-01 | UPS    | United Parcel Service     | C | -1.85 | 0.30  | GR     | Goodrich                          | A | 2.31 | 0.30  |
| 2008-02-01 | ADI    | Analog Devices            | D | -2.88 | 0.70  | WFR    | SunEdison                         | A | 2.46 | 0.70  |
| 2008-02-01 | SLM    | Slm                       | D | -2.93 | 0.70  |        |                                   |   |      |       |
| 2008-02-01 | AIG    | American International    | D | -2.87 | 1.30  | L      | Loews                             | A | 2.42 | 1.30  |
| 2008-02-01 | AMAT   | Applied Materials         | D | -2.86 | 0.30  | BMC    | BMC Software                      | A | 2.39 | 0.30  |
| 2008-02-01 | AMGN   | Amgen                     | D | -2.86 | 1.00  | GILD   | Gilead Sciences                   | A | 2.49 | 1.00  |
| 2008-02-01 | AVP    | Avon Products             | C | -1.86 | 0.70  | MON    | Monsanto                          | A | 2.67 | 0.70  |
| 2008-02-01 | AVY    | Avery Dennison            | D | -2.87 | 0.90  | CNX    | Consol Energy                     | A | 2.44 | 0.90  |
| 2008-02-01 | RBS    | Royal Bank Of Scotland    | D | -2.91 | 0.30  |        |                                   |   |      |       |
| 2008-02-01 | CB     | Chubb Corp                | C | -1.84 | 0.50  | NTRS   | Northern Trust                    | A | 2.32 | 0.50  |
| 2008-02-01 | CBE    | Cooper Industries         | C | -1.86 | 0.50  | GD     | General Dynamics                  | A | 2.54 | 0.50  |
| 2008-02-01 | CFC    | Countrywide Financial     | D | -2.97 | 0.20  |        |                                   |   |      |       |
| 2008-02-01 | CM-CSA | Comcast                   | D | -2.90 | 0.10  | APOL   | Apollo Educat Grp                 | A | 2.40 | 0.10  |
| 2008-02-01 | CPB    | Campbell Soup             | D | -2.87 | 0.30  | MO     | Altria                            | A | 2.36 | 0.30  |
| 2008-02-01 | COF    | Capital One Financial     | D | -2.88 | 0.80  | PFG    | Principal Financial               | A | 2.28 | 0.80  |
| 2008-02-01 | CVC    | Cablevision Systems Corp  | D | -2.89 | 0.40  | MCD    | Mcdonald's                        | A | 2.28 | 0.40  |
| 2008-02-01 | DD     | E.i. Du Pont De Nemours   | D | -2.86 | 1.00  | SIAL   | Sigma Aldrich                     | A | 2.30 | 1.00  |
| 2008-02-01 | DIS    | Walt Disney               | D | -2.86 | 0.90  | COST   | Costco Wholesale                  | A | 2.21 | 0.90  |
| 2008-02-01 | EK     | Eastman Kodak             | D | -2.89 | 0.60  | VRSN   | Verisign                          | A | 2.35 | 0.60  |
| 2008-02-01 | FITB   | Fifth Third Bancorp       | D | -2.89 | 0.90  | FII    | Federated Investors               | A | 2.24 | 0.90  |
| 2008-02-01 | TGNA   | Tegna                     | D | -2.90 | 0.90  |        |                                   |   |      |       |
| 2008-02-01 | GE     | General Electric          | C | -1.86 | 3.50  | DE     | Deere                             | A | 2.43 | 3.50  |
| 2008-02-01 | GPC    | Genuine Parts             | D | -2.85 | 0.60  | PEP    | Pepsico                           | A | 2.31 | 0.60  |
| 2008-02-01 | HD     | The Home Depot            | D | -2.88 | 1.20  | TJX    | Tjx Companies                     | A | 2.20 | 1.20  |
| 2008-02-01 | HOG    | Harley-davidson           | D | -2.91 | 0.60  |        |                                   |   |      |       |
| 2008-02-01 | HRB    | H.& R.block               | D | -2.85 | 0.80  | SVU    | Supervalu                         | A | 2.19 | 0.80  |
| 2008-02-01 | HSY    | The Hershey International | D | -2.89 | 0.90  | NKE    | Nike                              | A | 2.27 | 0.90  |
| 2008-02-01 | IFF    | Flavors & Fragrances      | D | -2.87 | 0.80  | PX     | Praxair                           | A | 2.27 | 0.80  |
| 2008-02-01 | IP     | International Paper       | D | -2.87 | 1.60  | APD    | Air Products & Chemicals          | A | 2.25 | 1.60  |
| 2008-02-01 | ITW    | Illinois Tool Works       | C | -1.86 | 1.00  | LMT    | Lockheed Martin                   | A | 2.39 | 1.00  |
| 2008-02-01 | KEY    | Keycorp                   | D | -2.89 | 0.10  | AFL    | Aflac                             | A | 2.23 | 0.10  |
| 2008-02-01 | KMB    | Kimberly-clark            | C | -1.84 | 0.60  | JCI    | Johnson Controls                  | A | 2.26 | 0.60  |
| 2008-02-01 | LLY    | Eli Lilly                 | D | -2.86 | 1.40  | ESRX   | Express Scripts Holding           | A | 2.37 | 1.40  |



| Date       | Ticker     | Name                      | R | SM    | W (%) | Ticker | Name                         | R | SM   | W (%) |
|------------|------------|---------------------------|---|-------|-------|--------|------------------------------|---|------|-------|
| 2008-02-01 | LM         | Legg Mason                | D | -2.88 | 0.80  | AIZ    | Assurant                     | A | 2.22 | 0.80  |
| 2008-02-01 | LNC        | Lincoln National          | D | -2.86 | 1.00  | AOC    | Aon plc                      | A | 2.22 | 1.00  |
| 2008-02-01 | LUV        | Southwest Airlines        | D | -2.88 | 0.30  | BBY    | Best Buy                     | A | 2.19 | 0.30  |
| 2008-02-01 | MAS        | Masco                     | D | -2.87 | 0.90  | TT     | Trane                        | A | 2.28 | 0.90  |
| 2008-02-01 | MAT        | Mattel                    | D | -2.88 | 0.60  | ADM    | Archer Daniels<br>Midland    | A | 2.24 | 0.60  |
| 2008-02-01 | MER        | Merrill Lynch             | D | -2.90 | 1.40  | K      | Kellogg                      | A | 2.19 | 0.20  |
| 2008-02-01 | EA         | Electronic Arts           | C | -1.87 | 0.20  | PCL    | Plum Creek<br>Timber Co      | A | 2.22 | 1.10  |
| 2008-02-01 | MHFI       | McGraw Hill Fin           | D | -2.90 | 1.10  | EMC    | EMC Corp                     | A | 2.28 | 0.50  |
| 2008-02-01 | MOT        | Motorola Solutions        | D | -2.89 | 0.50  | IBM    | IBM                          | A | 2.25 | 1.90  |
| 2008-02-01 | MSFT       | Microsoft                 | C | -1.86 | 1.90  | AYE    | Allegheny Energy             | A | 2.35 | 1.00  |
| 2008-02-01 | NI         | Nisource                  | D | -2.87 | 1.00  | CLX    | Clorox                       | A | 2.18 | 0.90  |
| 2008-02-01 | NWL        | Newell Brands             | D | -2.86 | 0.90  | RAI    | Reynolds<br>American         | A | 2.17 | 0.30  |
| 2008-02-01 | F          | Ford Motor                | D | -2.87 | 0.30  | MHS    | Medco Health<br>Solutions    | A | 2.34 | 1.30  |
| 2008-02-01 | PFE        | Pfizer                    | D | -2.86 | 1.30  | WY     | Weyerhaeuser                 | A | 2.21 | 0.50  |
| 2008-02-01 | PGR        | Progressive               | D | -2.87 | 0.50  | CEG    | Constellation<br>Energy      | A | 2.31 | 2.20  |
| 2008-02-01 | T          | At&t                      | C | -1.85 | 2.20  | NBL    | Noble Energy                 | A | 2.75 | 0.80  |
| 2008-02-01 | SLB        | Schlumberger              | C | -1.88 | 0.80  | RRC    | Range Resources              | A | 2.35 | 0.90  |
| 2008-02-01 | BP         | Bp Adr                    | C | -1.87 | 0.90  | WU     | The Western<br>Union         | A | 2.21 | 1.40  |
| 2008-02-01 | STI        | Suntrust Banks            | D | -2.87 | 1.40  | GR     | Goodrich                     | A | 2.28 | 0.50  |
| 2008-02-01 | USG        | Usg                       | D | -2.87 | 0.50  | LLL    | L-3<br>Communications        | A | 2.27 | 0.60  |
| 2008-02-01 | VMC        | Vulcan Materials<br>Co    | D | -2.90 | 0.60  | HNZ    | Heinz                        | A | 2.17 | 0.30  |
| 2008-02-01 | WHR        | Whirlpool                 | D | -2.88 | 0.30  | DHR    | Danaher                      | A | 2.26 | 0.60  |
| 2008-02-01 | WM         | Waste<br>Management       | D | -2.86 | 0.60  | AET    | Aetna                        | A | 2.29 | 0.20  |
| 2008-02-01 | BSX        | Boston Scientific         | D | -2.87 | 0.20  |        |                              |   |      |       |
| 2008-02-01 | NCC        | National City<br>Corp     | D | -2.92 | 0.30  |        |                              |   |      |       |
| 2008-02-01 | ALU        | Alcatel-lucent            | D | -2.93 | 0.40  |        |                              |   |      |       |
| 2008-02-01 | S          | Sprint Nextel             | D | -2.93 | 0.50  |        |                              |   |      |       |
| 2008-02-01 | CBS        | Cbs                       | D | -2.88 | 0.70  | GPS    | Gap                          | A | 2.18 | 0.70  |
| 2008-02-01 | BJS        | BJ Services Co            | D | -2.87 | 0.40  | WFT    | Weatherford<br>International | A | 2.26 | 0.40  |
| 2008-02-01 | QWST       | Qwest<br>Communications   | D | -2.91 | 0.60  |        |                              |   |      |       |
| 2008-02-01 | BBBY       | Bed Bath &<br>Beyond      | D | -2.87 | 0.90  | MCK    | Mckesson                     | A | 2.18 | 0.90  |
| 2008-02-01 | CAH        | Cardinal Health           | D | -2.87 | 0.10  | VIAB   | Viacom                       | A | 2.17 | 0.10  |
| 2008-02-01 | BMJ        | Bristol-myers<br>Squibb   | D | -2.88 | 0.80  | SYK    | Stryker                      | A | 2.28 | 0.80  |
| 2008-02-01 | TWX        | Time Warner               | D | -2.88 | 1.20  | GME    | Gamestop Corp<br>New         | A | 2.17 | 1.20  |
| 2008-02-01 | BEAM       | Beam Inc                  | D | -2.87 | 0.80  | BUD    | Anheuser-Busch               | A | 2.17 | 0.80  |
| 2008-02-01 | NYT        | New York Times            | D | -2.89 | 0.70  | SWY    | Safeway Inc                  | A | 2.16 | 0.70  |
| 2008-02-01 | C          | Citigroup                 | D | -2.91 | 0.80  |        |                              |   |      |       |
| 2008-02-01 | XOM        | Exxon Mobil               | C | -1.85 | 2.50  | SII    | Smith<br>International       | A | 2.26 | 2.50  |
| 2008-02-01 | VZ         | Verizon<br>Communications | C | -1.86 | 1.00  | NEE    | Nextera Energy               | A | 2.29 | 1.00  |
| 2008-02-01 | GNW        | Genworth<br>Financial     | D | -2.89 | 0.40  | CME    | Cme                          | A | 2.20 | 0.40  |
| 2008-02-01 | STO        | Statoil Adr               | C | -1.87 | 0.10  | APA    | Apache                       | A | 2.26 | 0.10  |
| 2008-02-01 | RDS.A      | Royal Dutch Shell<br>Adr  | C | -1.86 | 1.70  | OXY    | Occidental<br>Petroleum      | A | 2.26 | 1.70  |
| 2008-03-03 | ADI        | Analog Devices            | D | -2.89 | 0.70  | WFR    | SunEdison                    | A | 2.48 | 0.70  |
| 2008-03-03 | SLM        | Slm                       | D | -2.94 | 0.60  |        |                              |   |      |       |
| 2008-03-03 | AIG        | American<br>International | D | -2.89 | 1.20  | L      | Loews                        | A | 2.37 | 1.20  |
| 2008-03-03 | AMGN       | Amgen                     | D | -2.87 | 1.00  | GILD   | Gilead Sciences              | A | 2.52 | 1.00  |
| 2008-03-03 | AVP        | Avon Products             | C | -1.85 | 0.80  | MON    | Monsanto                     | A | 2.70 | 0.80  |
| 2008-03-03 | AVY        | Avery Dennison            | D | -2.88 | 1.00  | CNX    | Consol Energy                | A | 2.44 | 1.00  |
| 2008-03-03 | XEL        | Xcel Energy               | C | -1.86 | 0.60  | AYE    | Allegheny Energy             | A | 2.32 | 0.60  |
| 2008-03-03 | RBS        | Royal Bank Of<br>Scotland | D | -2.91 | 0.30  |        |                              |   |      |       |
| 2008-03-03 | CB         | Chubb Corp                | C | -1.85 | 0.50  | PFJ    | Principal Financial          | A | 2.25 | 0.50  |
| 2008-03-03 | CBE        | Cooper Industries         | D | -2.87 | 0.50  | DE     | Deere                        | A | 2.43 | 0.50  |
| 2008-03-03 | CFC        | Countrywide<br>Financial  | D | -2.98 | 0.20  |        |                              |   |      |       |
| 2008-03-03 | CM-<br>CSA | Comcast                   | D | -2.89 | 0.10  | APOL   | Apollo Educat Grp            | A | 2.28 | 0.10  |

| Date       | Ticker | Name                      | R | SM    | W (%) | Ticker | Name                              | R | SM   | W (%) |
|------------|--------|---------------------------|---|-------|-------|--------|-----------------------------------|---|------|-------|
| 2008-03-03 | CPB    | Campbell Soup             | D | -2.87 | 0.30  | MO     | Altria                            | A | 2.35 | 0.30  |
| 2008-03-03 | COF    | Capital One Financial     | D | -2.91 | 0.70  |        |                                   |   |      |       |
| 2008-03-03 | CVC    | Cablevision Systems Corp  | D | -2.89 | 0.50  | IGT    | International Game Technology PLC | A | 2.21 | 0.50  |
| 2008-03-03 | DD     | E.i. Du Pont De Nemours   | D | -2.85 | 1.10  | SIAL   | Sigma Aldrich                     | A | 2.34 | 1.10  |
| 2008-03-03 | DELL   | Dell                      | D | -2.89 | 0.90  | BMC    | BMC Software                      | A | 2.37 | 0.90  |
| 2008-03-03 | DIS    | Walt Disney               | D | -2.85 | 1.00  | TJX    | Tjx Companies                     | A | 2.20 | 1.00  |
| 2008-03-03 | DUK    | Duke Energy               | C | -1.86 | 0.60  | CEG    | Constellation Energy              | A | 2.29 | 0.60  |
| 2008-03-03 | EK     | Eastman Kodak             | D | -2.90 | 0.60  |        |                                   |   |      |       |
| 2008-03-03 | PGN    | Progress Energy           | D | -2.86 | 0.70  | STR    | Questar Corp                      | A | 2.28 | 0.70  |
| 2008-03-03 | TRV    | Travelers Companies       | D | -2.86 | 0.80  | AFL    | Aflac                             | A | 2.24 | 0.80  |
| 2008-03-03 | FITB   | Fifth Third Bancorp       | D | -2.91 | 0.80  |        |                                   |   |      |       |
| 2008-03-03 | TGNA   | Tegna                     | D | -2.92 | 0.80  |        |                                   |   |      |       |
| 2008-03-03 | GE     | General Electric          | D | -2.87 | 3.40  | TT     | Trane                             | A | 2.28 | 3.40  |
| 2008-03-03 | GIS    | General Mills             | D | -2.84 | 1.00  | PEP    | Pepsico                           | A | 2.31 | 1.00  |
| 2008-03-03 | GPC    | Genuine Parts             | D | -2.87 | 0.60  | NKE    | Nike                              | A | 2.26 | 0.60  |
| 2008-03-03 | HD     | The Home Depot            | D | -2.89 | 1.20  | GPS    | Gap                               | A | 2.19 | 1.20  |
| 2008-03-03 | HOG    | Harley-davidson           | D | -2.92 | 0.60  |        |                                   |   |      |       |
| 2008-03-03 | HRB    | H.& R.block               | D | -2.86 | 0.80  | ANF    | Abercrombie & Fitch               | A | 2.18 | 0.80  |
| 2008-03-03 | HSY    | The Hershey International | D | -2.89 | 0.90  | JCI    | Johnson Controls                  | A | 2.24 | 0.90  |
| 2008-03-03 | IFF    | Flavors & Fragrances      | D | -2.87 | 0.90  | PX     | Praxair                           | A | 2.26 | 0.90  |
| 2008-03-03 | IP     | International Paper       | D | -2.87 | 1.60  | BTU    | Peabody Energy Corp               | A | 2.25 | 1.60  |
| 2008-03-03 | ITW    | Illinois Tool Works       | D | -2.86 | 1.10  | GR     | Goodrich                          | A | 2.27 | 1.10  |
| 2008-03-03 | JNJ    | Johnson & Johnson         | C | -1.85 | 1.40  | ESRX   | Express Scripts Holding           | A | 2.35 | 1.40  |
| 2008-03-03 | KEY    | Keycorp                   | D | -2.91 | 0.10  |        |                                   |   |      |       |
| 2008-03-03 | KMB    | Kimberly-clark            | D | -2.85 | 0.70  | ADM    | Archer Daniels Midland            | A | 2.24 | 0.70  |
| 2008-03-03 | LLY    | Eli Lilly                 | D | -2.86 | 1.50  | MHS    | Medco Health Solutions            | A | 2.29 | 1.50  |
| 2008-03-03 | LM     | Legg Mason                | D | -2.89 | 0.70  | FII    | Federated Investors               | A | 2.22 | 0.70  |
| 2008-03-03 | LNC    | Lincoln National          | D | -2.88 | 1.00  | AIZ    | Assurant                          | A | 2.21 | 1.00  |
| 2008-03-03 | LUV    | Southwest Airlines        | D | -2.88 | 0.30  | SSP    | E.w. Scripps                      | A | 2.18 | 0.30  |
| 2008-03-03 | MAS    | Masco                     | D | -2.90 | 0.80  | LLL    | L-3 Communications                | A | 2.27 | 0.80  |
| 2008-03-03 | MER    | Merrill Lynch             | D | -2.92 | 1.20  |        |                                   |   |      |       |
| 2008-03-03 | EA     | Electronic Arts           | C | -1.87 | 0.20  | BUD    | Anheuser-Busch                    | A | 2.16 | 0.20  |
| 2008-03-03 | MHFI   | McGraw Hill Fin           | D | -2.91 | 1.00  |        |                                   |   |      |       |
| 2008-03-03 | MOT    | Motorola Solutions        | D | -2.92 | 0.40  |        |                                   |   |      |       |
| 2008-03-03 | MRK    | Merck & Co                | C | -1.88 | 1.20  | SYK    | Stryker                           | A | 2.27 | 1.20  |
| 2008-03-03 | MSFT   | Microsoft                 | C | -1.88 | 1.80  | VRSN   | Verisign                          | A | 2.34 | 1.80  |
| 2008-03-03 | NI     | Nisource                  | D | -2.88 | 0.90  | PPL    | Ppl                               | A | 2.26 | 0.90  |
| 2008-03-03 | NWL    | Newell Brands             | D | -2.87 | 0.90  | BF.B   | Brown-forman                      | A | 2.16 | 0.90  |
| 2008-03-03 | F      | Ford Motor                | D | -2.88 | 0.20  | PHM    | Pultegroup                        | B | 1.24 | 0.20  |
| 2008-03-03 | PFE    | Pfizer                    | D | -2.87 | 1.30  | WAT    | Waters                            | A | 2.25 | 1.30  |
| 2008-03-03 | PG     | Procter & Gamble          | C | -1.85 | 1.10  | KBH    | Kb Home                           | B | 1.22 | 1.10  |
| 2008-03-03 | PGR    | Progressive               | D | -2.88 | 0.50  | PCL    | Plum Creek Timber Co              | A | 2.20 | 0.50  |
| 2008-03-03 | PNW    | Pinnacle West Capital     | D | -2.87 | 0.40  | EXC    | Exelon                            | A | 2.25 | 0.40  |
| 2008-03-03 | T      | At&t                      | C | -1.86 | 2.10  | SII    | Smith International               | A | 2.29 | 2.10  |
| 2008-03-03 | SLB    | Schlumberger              | C | -1.87 | 0.90  | NBL    | Noble Energy                      | A | 2.83 | 0.90  |
| 2008-03-03 | BP     | Bp Adr                    | C | -1.86 | 0.90  | RRC    | Range Resources                   | A | 2.42 | 0.90  |
| 2008-03-03 | STI    | Suntrust Banks            | D | -2.89 | 1.20  | HCBK   | Hudson City Bancorp               | A | 2.19 | 1.20  |
| 2008-03-03 | TE     | Teco Energy               | D | -2.86 | 0.20  | PEG    | Public Service Enterprise         | A | 2.24 | 0.20  |
| 2008-03-03 | USG    | Usg                       | D | -2.89 | 0.40  | DHR    | Danaher                           | A | 2.25 | 0.40  |
| 2008-03-03 | VMC    | Vulcan Materials Co       | D | -2.90 | 0.60  |        |                                   |   |      |       |
| 2008-03-03 | WFC    | Wells Fargo               | D | -2.86 | 0.50  | WU     | The Western Union                 | A | 2.19 | 0.50  |
| 2008-03-03 | WM     | Waste Management          | D | -2.86 | 0.60  | R      | Ryder System                      | A | 2.25 | 0.60  |

| Date       | Ticker | Name                               | R | SM    | W (%) | Ticker | Name                    | R | SM   | W (%) |
|------------|--------|------------------------------------|---|-------|-------|--------|-------------------------|---|------|-------|
| 2008-03-03 | BSX    | Boston Scientific                  | D | -2.87 | 0.20  | HUM    | Humana                  | A | 2.22 | 0.20  |
| 2008-03-03 | NCC    | National City Corp                 | D | -2.93 | 0.30  |        |                         |   |      |       |
| 2008-03-03 | ALU    | Alcatel-lucent                     | D | -2.94 | 0.40  |        |                         |   |      |       |
| 2008-03-03 | S      | Sprint Nextel                      | D | -2.95 | 0.40  |        |                         |   |      |       |
| 2008-03-03 | CBS    | Cbs                                | D | -2.89 | 0.60  | VIAB   | Viacom                  | A | 2.17 | 0.60  |
| 2008-03-03 | QWST   | Qwest Communications               | D | -2.91 | 0.60  |        |                         |   |      |       |
| 2008-03-03 | MWV    | MeadWestvaco                       | D | -2.88 | 0.60  | QLGC   | QLogic Corp             | A | 2.22 | 0.60  |
| 2008-03-03 | BBBY   | Bed Bath & Beyond                  | D | -2.89 | 0.80  | MCK    | Mckesson                | A | 2.17 | 0.80  |
| 2008-03-03 | CAH    | Cardinal Health                    | D | -2.87 | 0.10  | BBY    | Best Buy                | A | 2.17 | 0.10  |
| 2008-03-03 | BMY    | Bristol-myers Squibb               | D | -2.88 | 0.70  | VAR    | Varian Medical Systems  | A | 2.21 | 0.70  |
| 2008-03-03 | WYE    | Wyeth                              | D | -2.85 | 1.00  | BCR    | C R Bard                | A | 2.21 | 1.00  |
| 2008-03-03 | TWX    | Time Warner                        | D | -2.89 | 1.20  | SWY    | Safeway Inc             | A | 2.15 | 1.20  |
| 2008-03-03 | BEAM   | Beam Inc                           | D | -2.88 | 0.80  | SNA    | Snap-on                 | B | 1.21 | 0.80  |
| 2008-03-03 | C      | Citigroup                          | D | -2.93 | 0.70  |        |                         |   |      |       |
| 2008-03-03 | VZ     | Verizon Communications             | C | -1.87 | 1.00  | OXY    | Occidental Petroleum    | A | 2.29 | 1.00  |
| 2008-03-03 | GNW    | Genworth Financial                 | D | -2.90 | 0.40  | PSA    | Public Storage          | A | 2.19 | 0.40  |
| 2008-03-03 | STO    | Statoil Adr                        | C | -1.86 | 0.20  | EOG    | Eog Resources           | A | 2.31 | 0.20  |
| 2008-03-03 | RDS.A  | Royal Dutch Shell Adr              | C | -1.87 | 1.80  | APA    | Apache                  | A | 2.30 | 1.80  |
| 2008-03-03 | MDLZ   | Mondelez International             | D | -2.85 | 0.70  | GT     | Goodyear Tire & Rubber  | B | 1.20 | 0.70  |
| 2008-04-01 | ADI    | Analog Devices                     | D | -2.87 | 0.80  | WFR    | SunEdison               | A | 2.46 | 0.80  |
| 2008-04-01 | SLM    | Slm                                | D | -2.95 | 0.70  |        |                         |   |      |       |
| 2008-04-01 | AIG    | American International             | D | -2.89 | 1.20  | AFL    | Aflac                   | A | 2.26 | 1.20  |
| 2008-04-01 | AMGN   | Amgen                              | D | -2.88 | 0.90  | GILD   | Gilead Sciences         | A | 2.57 | 0.90  |
| 2008-04-01 | AVP    | Avon Products                      | C | -1.84 | 0.80  | PEP    | Pepsico                 | A | 2.32 | 0.80  |
| 2008-04-01 | AVY    | Avery Dennison                     | D | -2.87 | 1.00  | CNX    | Consol Energy           | A | 2.40 | 1.00  |
| 2008-04-01 | BAC    | Bank Of America                    | D | -2.87 | 0.40  | STT    | State Street            | A | 2.25 | 0.40  |
| 2008-04-01 | XEL    | Xcel Energy                        | D | -2.85 | 0.60  | AYE    | Allegheny Energy        | A | 2.32 | 0.60  |
| 2008-04-01 | BDK    | Black & Decker                     | D | -2.88 | 0.30  | SNA    | Snap-on                 | A | 2.23 | 0.30  |
| 2008-04-01 | BK     | Bank Of New York Mellon            | C | -1.85 | 1.40  | HCBK   | Hudson City Bancorp     | A | 2.22 | 1.40  |
| 2008-04-01 | RBS    | Royal Bank Of Scotland             | D | -2.92 | 0.30  |        |                         |   |      |       |
| 2008-04-01 | CB     | Chubb Corp                         | D | -2.84 | 0.50  | FII    | Federated Investors     | A | 2.22 | 0.50  |
| 2008-04-01 | CBE    | Cooper Industries                  | D | -2.87 | 0.50  | DE     | Deere                   | A | 2.39 | 0.50  |
| 2008-04-01 | CFC    | Countrywide Financial              | D | -2.97 | 0.20  |        |                         |   |      |       |
| 2008-04-01 | CM-CSA | Comcast                            | D | -2.89 | 0.30  | APOL   | Apollo Educat Grp       | A | 2.22 | 0.30  |
| 2008-04-01 | CPB    | Campbell Soup                      | D | -2.86 | 0.30  | ADM    | Archer Daniels Midland  | A | 2.22 | 0.30  |
| 2008-04-01 | CVC    | Cablevision Systems Corp           | D | -2.90 | 0.40  |        |                         |   |      |       |
| 2008-04-01 | DELL   | Dell                               | D | -2.89 | 0.90  | IBM    | IBM                     | A | 2.26 | 0.90  |
| 2008-04-01 | DIS    | Walt Disney                        | D | -2.85 | 1.00  | TJX    | Tjx Companies           | A | 2.21 | 1.00  |
| 2008-04-01 | DUK    | Duke Energy                        | D | -2.85 | 0.60  | STR    | Questar Corp            | A | 2.28 | 0.60  |
| 2008-04-01 | EK     | Eastman Kodak                      | D | -2.89 | 0.60  | EMC    | EMC Corp                | A | 2.26 | 0.60  |
| 2008-04-01 | PGN    | Progress Energy                    | D | -2.86 | 0.70  | EXC    | Exelon                  | A | 2.27 | 0.70  |
| 2008-04-01 | TRV    | Travelers Companies                | D | -2.85 | 0.80  | PSA    | Public Storage          | A | 2.22 | 0.80  |
| 2008-04-01 | FITB   | Fifth Third Bancorp                | D | -2.91 | 0.80  |        |                         |   |      |       |
| 2008-04-01 | TGNA   | Tegna                              | D | -2.92 | 0.90  |        |                         |   |      |       |
| 2008-04-01 | GPC    | Genuine Parts                      | D | -2.86 | 0.60  | NKE    | Nike                    | A | 2.20 | 0.60  |
| 2008-04-01 | HAR    | Harman Ind Inc                     | D | -2.94 | 0.20  |        |                         |   |      |       |
| 2008-04-01 | HOG    | Harley-davidson                    | D | -2.91 | 0.60  |        |                         |   |      |       |
| 2008-04-01 | HSY    | The Hershey                        | D | -2.88 | 1.50  | EL     | Estee Lauder Companies  | A | 2.19 | 1.50  |
| 2008-04-01 | IFF    | International Flavors & Fragrances | D | -2.86 | 0.90  | SIAL   | Sigma Aldrich           | A | 2.37 | 0.90  |
| 2008-04-01 | IP     | International Paper                | D | -2.89 | 1.40  | X      | United States Steel     | A | 2.26 | 1.40  |
| 2008-04-01 | ITW    | Illinois Tool Works                | D | -2.86 | 1.10  | RTN    | Raytheon                | A | 2.30 | 1.10  |
| 2008-04-01 | JNJ    | Johnson & Johnson                  | C | -1.84 | 1.40  | ESRX   | Express Scripts Holding | A | 2.38 | 1.40  |

| Date       | Ticker | Name                                      | R | SM    | W (%) | Ticker | Name                                    | R | SM   | W (%) |
|------------|--------|---|---|-------|-------|--------|---|---|------|-------|
| 2008-04-01 | KEY    | Keycorp                                   | D | -2.90 | 0.50  |        |   |   |      |       |
| 2008-04-01 | KMB    | Kimberly-clark                            | D | -2.85 | 0.70  | MON    | Monsanto                                | A | 2.19 | 0.70  |
| 2008-04-01 | LLY    | Eli Lilly                                 | D | -2.85 | 1.50  | BAX    | Baxter International                    | A | 2.28 | 1.50  |
| 2008-04-01 | LM     | Legg Mason                                | D | -2.90 | 0.70  |        |   |   |      |       |
| 2008-04-01 | LNC    | Lincoln National                          | D | -2.87 | 1.00  | KIM    | Kimco Realty                            | B | 1.23 | 1.00  |
| 2008-04-01 | LUV    | Southwest Airlines                        | D | -2.87 | 0.30  | GPS    | Gap                                     | A | 2.19 | 0.30  |
| 2008-04-01 | MAS    | Masco                                     | D | -2.89 | 0.90  | TT     | Trane                                   | A | 2.29 | 0.90  |
| 2008-04-01 | MER    | Merrill Lynch                             | D | -2.92 | 1.60  |        |   |   |      |       |
| 2008-04-01 | EA     | Electronic Arts                           | D | -2.86 | 0.30  | BF.B   | Brown-forman                            | A | 2.17 | 0.30  |
| 2008-04-01 | MHFI   | McGraw Hill Fin<br>Minnesota Mng.&<br>Mfg | D | -2.91 | 1.10  |        |   |   |      |       |
| 2008-04-01 |        |   | D | -2.86 | 1.40  | LLL    | L-3<br>Communications                   | A | 2.28 | 1.40  |
| 2008-04-01 | MOT    | Motorola Solutions                        | D | -2.92 | 0.50  |        |   |   |      |       |
| 2008-04-01 | MRK    | Merck & Co                                | D | -2.89 | 1.00  | SYK    | Stryker                                 | A | 2.27 | 1.00  |
| 2008-04-01 | MSFT   | Microsoft                                 | C | -1.87 | 1.50  | YHOO   | Yahoo                                   | A | 2.25 | 1.50  |
| 2008-04-01 | NI     | Nisource                                  | D | -2.88 | 0.90  | PPL    | Ppl                                     | A | 2.27 | 0.90  |
| 2008-04-01 | NWL    | Newell Brands                             | D | -2.86 | 0.90  | PHM    | Pultegroup                              | B | 1.30 | 0.90  |
| 2008-04-01 | F      | Ford Motor                                | D | -2.89 | 0.20  | LEN    | Lennar                                  | B | 1.27 | 0.20  |
| 2008-04-01 | PFE    | Pfizer                                    | D | -2.87 | 1.20  | WAT    | Waters                                  | A | 2.24 | 1.20  |
| 2008-04-01 | PG     | Procter & Gamble                          | C | -1.84 | 1.10  | KBH    | Kb Home                                 | B | 1.27 | 1.10  |
| 2008-04-01 | PGR    | Progressive                               | D | -2.88 | 0.50  | EQR    | Equity Residential                      | B | 1.23 | 0.50  |
| 2008-04-01 | PNW    | Pinnacle West<br>Capital                  | D | -2.86 | 0.40  | XTO    | XTO Energy Inc                          | A | 2.25 | 0.40  |
| 2008-04-01 | SLB    | Schlumberger                              | C | -1.87 | 0.80  | RRC    | Range Resources                         | A | 2.43 | 0.80  |
| 2008-04-01 | BP     | Bp Adr                                    | D | -2.87 | 0.80  | APA    | Apache                                  | A | 2.31 | 0.80  |
| 2008-04-01 | STI    | Suntrust Banks                            | D | -2.89 | 1.40  | SPG    | Simon Property                          | B | 1.21 | 1.40  |
| 2008-04-01 | TE     | Teco Energy                               | D | -2.85 | 0.20  | NBR    | Nabors Industries<br>International      | A | 2.23 | 0.20  |
| 2008-04-01 | TIF    | Tiffany                                   | D | -2.87 | 0.20  | IGT    | Game Technology<br>PLC                  | A | 2.18 | 0.20  |
| 2008-04-01 | UNP    | Union Pacific                             | C | -1.84 | 0.20  | R      | Ryder System                            | A | 2.27 | 0.20  |
| 2008-04-01 | VMC    | Vulcan Materials<br>Co                    | D | -2.90 | 0.80  |        |   |   |      |       |
| 2008-04-01 | WM     | Waste<br>Management                       | D | -2.86 | 0.60  | DHR    | Danaher                                 | A | 2.27 | 0.60  |
| 2008-04-01 | INTC   | Intel                                     | D | -2.87 | 0.50  | ACS    | Affiliated<br>Computer                  | A | 2.21 | 0.50  |
| 2008-04-01 | NCC    | National City<br>Corp                     | D | -2.96 | 0.20  |        |   |   |      |       |
| 2008-04-01 | ALU    | Alcatel-lucent                            | D | -2.94 | 0.40  |        |   |   |      |       |
| 2008-04-01 | S      | Sprint Nextel                             | D | -2.95 | 0.40  |        |   |   |      |       |
| 2008-04-01 | CSCO   | Cisco Systems                             | D | -2.88 | 0.20  | ORCL   | Oracle                                  | A | 2.21 | 0.20  |
| 2008-04-01 | EBAY   | Ebay                                      | D | -2.87 | 0.40  | GME    | Gamestop Corp<br>New                    | A | 2.18 | 0.40  |
| 2008-04-01 | FD     | Macy's                                    | D | -2.91 | 0.10  |        |   |   |      |       |
| 2008-04-01 | CBS    | Cbs                                       | D | -2.89 | 0.70  | BIG    | Big Lots                                | B | 1.30 | 0.70  |
| 2008-04-01 | QWST   | Qwest<br>Communications                   | D | -2.92 | 0.50  |        |   |   |      |       |
| 2008-04-01 | MWV    | MeadWestvaco                              | D | -2.87 | 0.60  | GR     | Goodrich                                | A | 2.26 | 0.60  |
| 2008-04-01 | BBBY   | Bed Bath &<br>Beyond                      | D | -2.88 | 0.90  | HOT    | Strw Htl Res<br>Wrlwd                   | B | 1.24 | 0.90  |
| 2008-04-01 | SE     | Spectra Energy                            | D | -2.87 | 0.50  | EOG    | Eog Resources                           | A | 2.31 | 0.50  |
| 2008-04-01 | BMJ    | Bristol-myers<br>Squibb                   | D | -2.88 | 0.70  | BCR    | C R Bard                                | A | 2.21 | 0.70  |
| 2008-04-01 | WYE    | Wyeth                                     | D | -2.85 | 1.00  | GENZ   | Genzyme General                         | A | 2.20 | 1.00  |
| 2008-04-01 | TWX    | Time Warner                               | D | -2.89 | 1.10  | LOW    | Lowe's Companies                        | B | 1.20 | 1.10  |
| 2008-04-01 | BEAM   | Beam Inc                                  | D | -2.86 | 0.90  | CTX    | Centex Corp                             | B | 1.24 | 0.90  |
| 2008-04-01 | C      | Citigroup                                 | D | -2.93 | 0.70  |        |   |   |      |       |
| 2008-04-01 | XOM    | Exxon Mobil                               | C | -1.84 | 2.60  | WFT    | Weatherford<br>International            | A | 2.30 | 2.60  |
| 2008-04-01 | HON    | Honeywell<br>International                | C | -1.84 | 0.90  | CSX    | Csx                                     | A | 2.24 | 0.90  |
| 2008-04-01 | VZ     | Verizon<br>Communications                 | D | -2.86 | 1.00  | TXT    | Textron                                 | A | 2.22 | 1.00  |
| 2008-04-01 | GNW    | Genworth<br>Financial                     | D | -2.89 | 0.40  | AIV    | Apartment<br>Investment &<br>Management | B | 1.21 | 0.40  |
| 2008-04-01 | ADP    | Automatic Data<br>Processing              | D | -2.85 | 0.10  | QLGC   | QLogic Corp                             | A | 2.22 | 0.10  |
| 2008-04-01 | CVX    | Chevron                                   | C | -1.85 | 2.60  | OXY    | Occidental<br>Petroleum                 | A | 2.28 | 2.60  |
| 2008-04-01 | RDS.A  | Royal Dutch Shell<br>Adr                  | C | -1.87 | 1.70  | ESV    | Ensco                                   | A | 2.26 | 1.70  |
| 2008-04-01 | MDLZ   | Mondelez<br>International                 | D | -2.85 | 0.70  | HAS    | Hasbro                                  | B | 1.22 | 0.70  |

| Date       | Ticker | Name                               | R | SM    | W (%) | Ticker | Name                    | R | SM   | W (%) |
|------------|--------|------------------------------------|---|-------|-------|--------|-------------------------|---|------|-------|
| 2008-05-01 | ABT    | Abbott Laboratories                | D | -2.85 | 0.70  | GILD   | Gilead Sciences         | A | 2.57 | 0.70  |
| 2008-05-01 | SLM    | Slm                                | D | -2.94 | 0.80  |        |                         |   |      |       |
| 2008-05-01 | AIG    | American International             | D | -2.89 | 1.20  | AFL    | Aflac                   | A | 2.26 | 1.20  |
| 2008-05-01 | AMGN   | Amgen                              | D | -2.88 | 0.90  | ESRX   | Express Scripts Holding | A | 2.40 | 0.90  |
| 2008-05-01 | AVY    | Avery Dennison                     | D | -2.88 | 0.90  | CNX    | Consol Energy           | A | 2.46 | 0.90  |
| 2008-05-01 | BAC    | Bank Of America                    | D | -2.87 | 0.30  | HCBK   | Hudson City Bancorp     | A | 2.23 | 0.30  |
| 2008-05-01 | XEL    | Xcel Energy                        | D | -2.85 | 0.70  | STR    | Questar Corp            | A | 2.30 | 0.70  |
| 2008-05-01 | BDK    | Black & Decker                     | D | -2.88 | 0.30  | PEP    | Pepsico                 | A | 2.31 | 0.30  |
| 2008-05-01 | BK     | Bank Of New York Mellon            | C | -1.85 | 1.40  | TROW   | T Rowe Price            | A | 2.23 | 1.40  |
| 2008-05-01 | RBS    | Royal Bank Of Scotland             | D | -2.92 | 0.20  |        |                         |   |      |       |
| 2008-05-01 | CBE    | Cooper Industries                  | D | -2.87 | 0.50  | DE     | Deere                   | A | 2.41 | 0.50  |
| 2008-05-01 | CFC    | Countrywide Financial              | D | -2.98 | 0.10  |        |                         |   |      |       |
| 2008-05-01 | CL     | Colgate-palmolive                  | C | -1.85 | 0.40  | HAS    | Hasbro                  | A | 2.28 | 0.40  |
| 2008-05-01 | CM-CSA | Comcast                            | D | -2.88 | 0.40  | APOL   | Apollo Educat Grp       | A | 2.27 | 0.40  |
| 2008-05-01 | COF    | Capital One Financial              | D | -2.83 | 1.00  | EQR    | Equity Residential      | A | 2.22 | 1.00  |
| 2008-05-01 | CVC    | Cablevision Systems Corp           | D | -2.90 | 0.40  |        |                         |   |      |       |
| 2008-05-01 | DELL   | Dell                               | D | -2.90 | 0.80  | WFR    | SunEdison               | A | 2.40 | 0.80  |
| 2008-05-01 | DUK    | Duke Energy                        | D | -2.85 | 0.70  | EXC    | Exelon                  | A | 2.28 | 0.70  |
| 2008-05-01 | EK     | Eastman Kodak                      | D | -2.90 | 0.50  |        |                         |   |      |       |
| 2008-05-01 | PGN    | Progress Energy                    | D | -2.86 | 0.70  | PPL    | Ppl                     | A | 2.27 | 0.70  |
| 2008-05-01 | FITB   | Fifth Third Bancorp                | D | -2.91 | 0.80  |        |                         |   |      |       |
| 2008-05-01 | TGNA   | Tegna                              | D | -2.92 | 0.90  |        |                         |   |      |       |
| 2008-05-01 | GPC    | Genuine Parts                      | D | -2.86 | 0.60  | SNA    | Snap-on                 | A | 2.25 | 0.60  |
| 2008-05-01 | HAR    | Harman Ind Inc                     | D | -2.94 | 0.20  |        |                         |   |      |       |
| 2008-05-01 | HOG    | Harley-davidson                    | D | -2.91 | 0.60  |        |                         |   |      |       |
| 2008-05-01 | HSY    | The Hershey International          | D | -2.89 | 1.40  | WWY    | Wrigley                 | A | 2.23 | 1.40  |
| 2008-05-01 | IFF    | Flavors & Fragrances International | D | -2.87 | 0.80  | SIAL   | Sigma Aldrich           | A | 2.34 | 0.80  |
| 2008-05-01 | IP     | International Paper                | D | -2.89 | 1.30  | X      | United States Steel     | A | 2.30 | 1.30  |
| 2008-05-01 | JNJ    | Johnson & Johnson                  | C | -1.83 | 1.40  | THC    | Tenet Healthcare        | A | 2.35 | 1.40  |
| 2008-05-01 | KEY    | Keycorp                            | D | -2.89 | 0.60  | PSA    | Public Storage          | A | 2.21 | 0.60  |
| 2008-05-01 | KMB    | Kimberly-clark                     | D | -2.85 | 0.60  | ADM    | Archer Daniels Midland  | A | 2.22 | 0.60  |
| 2008-05-01 | KO     | Coca-cola                          | C | -1.85 | 0.10  | LUK    | Leucadia National       | A | 2.21 | 0.10  |
| 2008-05-01 | LLY    | Eli Lilly                          | D | -2.86 | 1.40  | BAX    | Baxter International    | A | 2.29 | 1.40  |
| 2008-05-01 | LM     | Legg Mason                         | D | -2.90 | 0.80  | NTRS   | Northern Trust          | A | 2.20 | 0.80  |
| 2008-05-01 | LNC    | Lincoln National                   | D | -2.87 | 1.00  | HCP    | Hcp                     | A | 2.20 | 1.00  |
| 2008-05-01 | MAS    | Masco                              | D | -2.90 | 0.70  | GR     | Goodrich                | A | 2.31 | 0.70  |
| 2008-05-01 | MER    | Merrill Lynch                      | D | -2.91 | 1.80  |        |                         |   |      |       |
| 2008-05-01 | MHFI   | McGraw Hill Fin                    | D | -2.90 | 1.10  |        |                         |   |      |       |
| 2008-05-01 |        | Minnesota Mng.& Mfg                | D | -2.86 | 1.30  | R      | Ryder System            | A | 2.31 | 1.30  |
| 2008-05-01 | MOT    | Motorola Solutions                 | D | -2.91 | 0.50  |        |                         |   |      |       |
| 2008-05-01 | MRK    | Merck & Co                         | D | -2.89 | 1.00  | BCR    | C R Bard                | A | 2.20 | 1.00  |
| 2008-05-01 | MSFT   | Microsoft                          | D | -2.85 | 1.50  | IBM    | IBM                     | A | 2.28 | 1.50  |
| 2008-05-01 | NI     | Nisource                           | D | -2.88 | 0.90  |        |                         |   |      |       |
| 2008-05-01 | NWL    | Newell Brands                      | D | -2.88 | 0.80  | DYNIQ  | Dynegy                  | B | 1.23 | 0.90  |
| 2008-05-01 | PFE    | Pfizer                             | D | -2.88 | 1.10  | TAP    | Molson Coors Brewing    | A | 2.21 | 0.80  |
| 2008-05-01 | PG     | Procter & Gamble                   | C | -1.85 | 1.00  | STJ    | St Jude Medical Inc     | A | 2.20 | 1.10  |
| 2008-05-01 | PNW    | Pinnacle West Capital              | D | -2.87 | 0.40  | NKE    | Nike                    | A | 2.20 | 1.00  |
| 2008-05-01 | STI    | Suntrust Banks                     | D | -2.89 | 1.40  | D      | Dominion Resources      | B | 1.19 | 0.40  |
| 2008-05-01 | TIF    | Tiffany                            | D | -2.87 | 0.20  | SAF    | Safeco Corp             | B | 1.26 | 1.40  |
| 2008-05-01 | VMC    | Vulcan Materials Co                | D | -2.91 | 0.70  | TJX    | Tjx Companies           | A | 2.21 | 0.20  |
| 2008-05-01 | WFC    | Wells Fargo                        | D | -2.84 | 1.00  | BBT    | Bb&t                    | B | 1.23 | 1.00  |
| 2008-05-01 | INTC   | Intel                              | D | -2.86 | 0.60  | MCHP   | Microchip Technology    | A | 2.24 | 0.60  |

| Date       | Ticker | Name                               | R | SM    | W (%) | Ticker | Name                    | R | SM   | W (%) |
|------------|--------|------------------------------------|---|-------|-------|--------|-------------------------|---|------|-------|
| 2008-05-01 | NCC    | National City Corp                 | D | -2.97 | 0.10  |        |                         |   |      |       |
| 2008-05-01 | ALU    | Alcatel-lucent                     | D | -2.93 | 0.40  |        |                         |   |      |       |
| 2008-05-01 | S      | Sprint Nextel                      | D | -2.94 | 0.50  |        |                         |   |      |       |
| 2008-05-01 | CSCO   | Cisco Systems                      | D | -2.87 | 0.20  | YHOO   | Yahoo                   | A | 2.23 | 0.20  |
| 2008-05-01 | FD     | Macy's                             | D | -2.91 | 0.10  |        |                         |   |      |       |
| 2008-05-01 | CBS    | Cbs                                | D | -2.89 | 0.70  | YUM    | Yum Brands              | A | 2.21 | 0.70  |
| 2008-05-01 | QWST   | Qwest Communications               | D | -2.91 | 0.60  |        |                         |   |      |       |
| 2008-05-01 | MWV    | MeadWestvaco                       | D | -2.88 | 0.60  | RTN    | Raytheon                | A | 2.30 | 0.60  |
| 2008-05-01 | BMY    | Bristol-myers Squibb               | D | -2.88 | 0.70  | BIIB   | Biogen                  | A | 2.19 | 0.70  |
| 2008-05-01 | TWX    | Time Warner                        | D | -2.89 | 1.20  | COST   | Costco Wholesale        | A | 2.20 | 1.20  |
| 2008-05-01 | BEAM   | Beam Inc                           | D | -2.87 | 0.80  | MON    | Monsanto                | A | 2.19 | 0.80  |
| 2008-05-01 | C      | Citigroup                          | D | -2.92 | 0.70  |        |                         |   |      |       |
| 2008-05-01 | HON    | Honeywell International            | C | -1.84 | 1.00  | TT     | Trane                   | A | 2.29 | 1.00  |
| 2008-05-01 | VZ     | Verizon Communications             | D | -2.86 | 1.00  | RRC    | Range Resources         | A | 2.44 | 1.00  |
| 2008-05-01 | GNW    | Genworth Financial                 | D | -2.89 | 0.40  | MTB    | M&t Bank                | B | 1.23 | 0.40  |
| 2008-05-01 | MDLZ   | Mondelez International             | D | -2.85 | 0.70  | EL     | Estee Lauder Companies  | A | 2.18 | 0.70  |
| 2008-06-02 | AIG    | American International             | D | -2.91 | 0.90  |        |                         |   |      |       |
| 2008-06-02 | AMGN   | Amgen                              | D | -2.87 | 0.90  | GILD   | Gilead Sciences         | A | 2.58 | 0.90  |
| 2008-06-02 | BAC    | Bank Of America                    | D | -2.89 | 0.30  | SAF    | Safeco Corp             | A | 2.26 | 0.30  |
| 2008-06-02 | BDK    | Black & Decker                     | D | -2.89 | 0.30  | PEP    | Pepsico                 | A | 2.30 | 0.30  |
| 2008-06-02 | BK     | Bank Of New York Mellon            | C | -1.86 | 1.40  | AFL    | Aflac                   | A | 2.25 | 1.40  |
| 2008-06-02 | RBS    | Royal Bank Of Scotland             | D | -2.94 | 0.20  |        |                         |   |      |       |
| 2008-06-02 | CFC    | Countrywide Financial              | D | -2.98 | 0.10  |        |                         |   |      |       |
| 2008-06-02 | CL     | Colgate-palmolive                  | C | -1.85 | 0.50  | HAS    | Hasbro                  | A | 2.28 | 0.50  |
| 2008-06-02 | COF    | Capital One Financial              | D | -2.86 | 0.80  | HPC    | Hercules                | A | 2.22 | 0.80  |
| 2008-06-02 | DUK    | Duke Energy                        | D | -2.84 | 0.60  | STR    | Questar Corp            | A | 2.32 | 0.60  |
| 2008-06-02 | EK     | Eastman Kodak                      | D | -2.91 | 0.50  |        |                         |   |      |       |
| 2008-06-02 | PGN    | Progress Energy                    | D | -2.86 | 0.70  | PPL    | Ppl                     | A | 2.28 | 0.70  |
| 2008-06-02 | FITB   | Fifth Third Bancorp                | D | -2.93 | 0.60  |        |                         |   |      |       |
| 2008-06-02 | TGNA   | Tegna                              | D | -2.93 | 0.90  |        |                         |   |      |       |
| 2008-06-02 | GPC    | Genuine Parts                      | D | -2.86 | 0.60  | SNA    | Snap-on                 | A | 2.26 | 0.60  |
| 2008-06-02 | HAR    | Harman Ind Inc                     | D | -2.94 | 0.20  |        |                         |   |      |       |
| 2008-06-02 | HD     | The Home Depot International       | D | -2.85 | 1.20  | BIG    | Big Lots                | A | 2.41 | 1.20  |
| 2008-06-02 | IFF    | Flavors & Fragrances International | D | -2.87 | 0.80  | CNX    | Consol Energy           | A | 2.59 | 0.80  |
| 2008-06-02 | IP     | International Paper                | D | -2.89 | 1.30  | SIAL   | Sigma Aldrich           | A | 2.35 | 1.30  |
| 2008-06-02 | KEY    | Keycorp                            | D | -2.92 | 0.40  |        |                         |   |      |       |
| 2008-06-02 | KMB    | Kimberly-clark                     | D | -2.85 | 0.60  | WWY    | Wrigley                 | A | 2.23 | 0.60  |
| 2008-06-02 | KO     | Coca-cola                          | C | -1.86 | 0.10  | TSN    | Tyson Foods             | A | 2.23 | 0.10  |
| 2008-06-02 | LLY    | Eli Lilly                          | D | -2.87 | 1.40  | ESRX   | Express Scripts Holding | A | 2.41 | 1.40  |
| 2008-06-02 | LM     | Legg Mason                         | D | -2.91 | 0.70  |        |                         |   |      |       |
| 2008-06-02 | MAS    | Masco                              | D | -2.90 | 0.70  |        |                         |   |      |       |
| 2008-06-02 | MER    | Merrill Lynch                      | D | -2.93 | 1.50  |        |                         |   |      |       |
| 2008-06-02 |        | Minnesota Mng.& Mfg                | D | -2.87 | 1.30  | DE     | Deere                   | A | 2.39 | 1.30  |
| 2008-06-02 | MOT    | Motorola Solutions                 | D | -2.92 | 0.40  |        |                         |   |      |       |
| 2008-06-02 | MRK    | Merck & Co                         | D | -2.90 | 1.00  | THC    | Tenet Healthcare        | A | 2.32 | 1.00  |
| 2008-06-02 | MSFT   | Microsoft                          | D | -2.85 | 1.40  | WFR    | SunEdison               | A | 2.41 | 1.40  |
| 2008-06-02 | NI     | Nisource                           | D | -2.88 | 0.90  | EXC    | Exelon                  | A | 2.28 | 0.90  |
| 2008-06-02 | NWL    | Newell Brands                      | D | -2.89 | 0.70  | TAP    | Molson Coors Brewing    | A | 2.22 | 0.70  |
| 2008-06-02 | PFE    | Pfizer                             | D | -2.88 | 1.10  | BAX    | Baxter International    | A | 2.28 | 1.10  |
| 2008-06-02 | PG     | Procter & Gamble                   | C | -1.85 | 1.00  | MON    | Monsanto                | A | 2.21 | 1.00  |
| 2008-06-02 | PNW    | Pinnacle West Capital              | D | -2.87 | 0.40  | DYNIQ  | Dynegy                  | A | 2.24 | 0.40  |
| 2008-06-02 | STI    | Suntrust Banks                     | D | -2.91 | 1.20  |        |                         |   |      |       |
| 2008-06-02 | TIF    | Tiffany                            | D | -2.86 | 0.20  | AMZN   | Amazon.com              | A | 2.21 | 0.20  |
| 2008-06-02 | WFC    | Wells Fargo                        | D | -2.86 | 0.90  | HCBK   | Hudson City Bancorp     | A | 2.21 | 0.90  |

| Date       | Ticker | Name                               | R | SM    | W (%) | Ticker | Name                    | R | SM   | W (%) |
|------------|--------|------------------------------------|---|-------|-------|--------|-------------------------|---|------|-------|
| 2008-06-02 | WHR    | Whirlpool                          | D | -2.87 | 0.50  | LUK    | Leucadia National       | A | 2.21 | 0.50  |
| 2008-06-02 | NCC    | National City Corp                 | D | -2.97 | 0.10  |        |                         |   |      |       |
| 2008-06-02 | S      | Sprint Nextel                      | D | -2.93 | 0.60  |        |                         |   |      |       |
| 2008-06-02 | FD     | Macy's                             | D | -2.92 | 0.10  |        |                         |   |      |       |
| 2008-06-02 | CBS    | Cbs                                | D | -2.90 | 0.70  | CVS    | Cvs Health              | A | 2.20 | 0.70  |
| 2008-06-02 | QWST   | Qwest Communications               | D | -2.92 | 0.60  |        |                         |   |      |       |
| 2008-06-02 | MWV    | MeadWestvaco                       | D | -2.88 | 0.60  | R      | Ryder System            | A | 2.31 | 0.60  |
| 2008-06-02 | BMV    | Bristol-myers Squibb               | D | -2.89 | 0.70  | BSX    | Boston Scientific       | A | 2.20 | 0.70  |
| 2008-06-02 | DHI    | D.r. Horton                        | C | -1.88 | 0.40  | ADM    | Archer Daniels Midland  | A | 2.20 | 0.40  |
| 2008-06-02 | TWX    | Time Warner                        | D | -2.89 | 1.20  | TJX    | Tjx Companies           | A | 2.20 | 1.20  |
| 2008-06-02 | BEAM   | Beam Inc                           | D | -2.87 | 0.90  | NKE    | Nike                    | A | 2.20 | 0.90  |
| 2008-06-02 | C      | Citigroup                          | D | -2.94 | 0.60  |        |                         |   |      |       |
| 2008-06-02 | GNW    | Genworth Financial                 | D | -2.90 | 0.40  |        |                         |   |      |       |
| 2008-07-01 | AIG    | American International             | D | -2.94 | 1.00  |        |                         |   |      |       |
| 2008-07-01 | AMAT   | Applied Materials                  | C | -1.84 | 0.40  | WFR    | SunEdison               | A | 2.37 | 0.40  |
| 2008-07-01 | ANTM   | Anthem                             | D | -2.91 | 0.40  |        |                         |   |      |       |
| 2008-07-01 | AVY    | Avery Dennison                     | D | -2.86 | 1.00  | MEE    | Massey Energy Corp      | A | 2.80 | 1.00  |
| 2008-07-01 | BAC    | Bank Of America                    | D | -2.92 | 0.70  |        |                         |   |      |       |
| 2008-07-01 | BDK    | Black & Decker                     | D | -2.90 | 0.30  |        |                         |   |      |       |
| 2008-07-01 | BK     | Bank Of New York Mellon            | D | -2.87 | 1.40  | SAF    | Safeco Corp             | A | 2.26 | 1.40  |
| 2008-07-01 | RBS    | Royal Bank Of Scotland             | D | -2.94 | 0.20  |        |                         |   |      |       |
| 2008-07-01 | CL     | Colgate-palmolive                  | C | -1.86 | 0.50  | PEP    | Pepsico                 | A | 2.29 | 0.50  |
| 2008-07-01 | CVC    | Cablevision Systems Corp           | D | -2.86 | 0.40  | BIG    | Big Lots                | A | 2.42 | 0.40  |
| 2008-07-01 | DD     | E.i. Du Pont De Nemours            | C | -1.86 | 1.10  | CNX    | Consol Energy           | A | 2.64 | 1.10  |
| 2008-07-01 | EK     | Eastman Kodak                      | D | -2.92 | 0.50  |        |                         |   |      |       |
| 2008-07-01 | PGN    | Progress Energy                    | D | -2.86 | 0.80  | S'TR   | Questar Corp            | A | 2.36 | 0.80  |
| 2008-07-01 | FITB   | Fifth Third Bancorp                | D | -2.96 | 0.50  |        |                         |   |      |       |
| 2008-07-01 | TGNA   | Tegna                              | D | -2.94 | 0.70  |        |                         |   |      |       |
| 2008-07-01 | GE     | General Electric                   | D | -2.88 | 3.40  | DE     | Deere                   | A | 2.36 | 3.40  |
| 2008-07-01 | HAR    | Harman Ind Inc                     | D | -2.95 | 0.30  |        |                         |   |      |       |
| 2008-07-01 | HD     | The Home Depot                     | D | -2.87 | 1.10  | WMT    | Wal-mart Stores         | A | 2.22 | 1.10  |
| 2008-07-01 | IFF    | International Flavors & Fragrances | D | -2.88 | 0.90  | X      | United States Steel     | A | 2.35 | 0.90  |
| 2008-07-01 | IP     | International Paper                | D | -2.91 | 1.30  |        |                         |   |      |       |
| 2008-07-01 | KEY    | Keycorp                            | D | -2.95 | 0.40  |        |                         |   |      |       |
| 2008-07-01 | KMB    | Kimberly-clark                     | D | -2.86 | 0.70  | HAS    | Hasbro                  | A | 2.27 | 0.70  |
| 2008-07-01 | LLY    | Eli Lilly                          | D | -2.87 | 1.50  | GILD   | Gilead Sciences         | A | 2.56 | 1.50  |
| 2008-07-01 | LM     | Legg Mason                         | D | -2.93 | 0.70  |        |                         |   |      |       |
| 2008-07-01 | MAS    | Masco                              | D | -2.91 | 0.70  |        |                         |   |      |       |
| 2008-07-01 | MAT    | Mattel                             | D | -2.86 | 0.60  | WWY    | Wrigley                 | A | 2.24 | 0.60  |
| 2008-07-01 | MER    | Merrill Lynch                      | D | -2.94 | 1.40  |        |                         |   |      |       |
| 2008-07-01 |        | Minnesota Mng.& Mfg                | D | -2.88 | 1.40  | FLR    | Fluor                   | A | 2.30 | 1.40  |
| 2008-07-01 | MOT    | Motorola Solutions                 | D | -2.94 | 0.40  |        |                         |   |      |       |
| 2008-07-01 | MRK    | Merck & Co                         | D | -2.89 | 1.10  | ESRX   | Express Scripts Holding | A | 2.35 | 1.10  |
| 2008-07-01 | MSFT   | Microsoft                          | D | -2.86 | 1.60  | BRCM   | Broadcom Corp           | A | 2.28 | 1.60  |
| 2008-07-01 | NWL    | Newell Brands                      | D | -2.90 | 0.70  |        |                         |   |      |       |
| 2008-07-01 | PFE    | Pfizer                             | D | -2.89 | 1.10  | THC    | Tenet Healthcare        | A | 2.30 | 1.10  |
| 2008-07-01 | PG     | Procter & Gamble                   | C | -1.86 | 0.90  | BUD    | Anheuser-Busch          | A | 2.23 | 0.90  |
| 2008-07-01 | PNW    | Pinnacle West Capital              | D | -2.88 | 0.40  | PPL    | Ppl                     | A | 2.30 | 0.40  |
| 2008-07-01 | STI    | Suntrust Banks                     | D | -2.93 | 1.00  |        |                         |   |      |       |
| 2008-07-01 | SUN    | Sunoco                             | D | -2.92 | 0.70  |        |                         |   |      |       |
| 2008-07-01 | USG    | Usg                                | D | -2.88 | 0.50  | R      | Ryder System            | A | 2.29 | 0.50  |
| 2008-07-01 | WFC    | Wells Fargo                        | D | -2.88 | 1.30  | AFL    | Aflac                   | A | 2.24 | 1.30  |
| 2008-07-01 | WHR    | Whirlpool                          | D | -2.89 | 0.70  | SNA    | Snap-on                 | A | 2.22 | 0.70  |
| 2008-07-01 | NCC    | National City Corp                 | D | -2.98 | 0.40  |        |                         |   |      |       |
| 2008-07-01 | S      | Sprint Nextel                      | D | -2.94 | 0.60  |        |                         |   |      |       |
| 2008-07-01 | MGM    | Mgm Resorts International          | D | -2.95 | 0.70  |        |                         |   |      |       |

| Date       | Ticker | Name                               | R | SM    | W (%) | Ticker | Name                    | R | SM   | W (%) |
|------------|--------|------------------------------------|---|-------|-------|--------|-------------------------|---|------|-------|
| 2008-07-01 | EBAY   | Ebay                               | D | -2.86 | 0.50  | KR     | Kroger                  | A | 2.21 | 0.50  |
| 2008-07-01 | FD     | Macy's                             | D | -2.93 | 0.20  |        |                         |   |      |       |
| 2008-07-01 | CBS    | Cbs                                | D | -2.91 | 0.60  |        |                         |   |      |       |
| 2008-07-01 | QWST   | Qwest Communications               | D | -2.94 | 0.50  |        |                         |   |      |       |
| 2008-07-01 | MWV    | MeadWestvaco                       | D | -2.89 | 0.60  | DHR    | Danaher                 | A | 2.26 | 0.60  |
| 2008-07-01 | WFM    | Whole Foods Market                 | D | -2.93 | 0.20  |        |                         |   |      |       |
| 2008-07-01 | BMJ    | Bristol-myers Squibb               | D | -2.89 | 0.80  | BAX    | Baxter International    | A | 2.30 | 0.80  |
| 2008-07-01 | DHI    | D.r. Horton                        | C | -1.89 | 0.40  | TAP    | Molson Coors Brewing    | A | 2.21 | 0.40  |
| 2008-07-01 | TWX    | Time Warner                        | D | -2.89 | 1.20  | WEN.2  | Wendy's Intl            | A | 2.20 | 1.20  |
| 2008-07-01 | BEAM   | Beam Inc                           | D | -2.90 | 0.80  | MON    | Monsanto                | A | 2.21 | 0.80  |
| 2008-07-01 | C      | Citigroup                          | D | -2.95 | 0.50  |        |                         |   |      |       |
| 2008-07-01 | GNW    | Genworth Financial                 | D | -2.92 | 0.30  |        |                         |   |      |       |
| 2008-07-01 | UPS    | United Parcel Service              | D | -2.87 | 0.50  | CMI    | Cummins                 | A | 2.25 | 0.50  |
| 2008-08-01 | AIG    | American International             | D | -2.94 | 1.00  |        |                         |   |      |       |
| 2008-08-01 | AMAT   | Applied Materials                  | C | -1.86 | 0.40  | LSI    | LSI                     | A | 2.30 | 0.40  |
| 2008-08-01 | ANTM   | Anthem                             | D | -2.90 | 0.40  |        |                         |   |      |       |
| 2008-08-01 | AVY    | Avery Dennison                     | D | -2.86 | 1.00  | MEE    | Massey Energy Corp      | A | 2.66 | 1.00  |
| 2008-08-01 | BAC    | Bank Of America                    | D | -2.89 | 1.00  | MA     | Mastercard              | A | 2.90 | 1.00  |
| 2008-08-01 | XEL    | Xcel Energy                        | D | -2.85 | 0.70  | STR    | Questar Corp            | A | 2.25 | 0.70  |
| 2008-08-01 | BDK    | Black & Decker                     | D | -2.90 | 0.30  | HAS    | Hasbro                  | A | 2.30 | 0.30  |
| 2008-08-01 | BK     | Bank Of New York Mellon            | D | -2.88 | 1.30  | SAF    | Safeco Corp             | A | 2.26 | 1.30  |
| 2008-08-01 | RBS    | Royal Bank Of Scotland             | D | -2.94 | 0.20  |        |                         |   |      |       |
| 2008-08-01 | CL     | Colgate-palmolive                  | C | -1.85 | 0.50  | BUD    | Anheuser-Busch          | A | 2.25 | 0.50  |
| 2008-08-01 | COF    | Capital One Financial              | D | -2.86 | 0.80  | WU     | The Western Union       | A | 2.23 | 0.80  |
| 2008-08-01 | DD     | E.i. Du Pont De Nemours            | D | -2.85 | 1.10  | X      | United States Steel     | A | 2.30 | 1.10  |
| 2008-08-01 | DIS    | Walt Disney                        | C | -1.85 | 1.00  | BIG    | Big Lots                | A | 2.41 | 1.00  |
| 2008-08-01 | DUK    | Duke Energy                        | D | -2.84 | 0.70  | PPL    | Ppl                     | A | 2.25 | 0.70  |
| 2008-08-01 | EK     | Eastman Kodak                      | D | -2.92 | 0.50  |        |                         |   |      |       |
| 2008-08-01 | TRV    | Travelers Companies                | D | -2.86 | 0.60  | EQR    | Equity Residential      | A | 2.22 | 0.60  |
| 2008-08-01 | FITB   | Fifth Third Bancorp                | D | -2.95 | 0.60  |        |                         |   |      |       |
| 2008-08-01 | TGNA   | Tegna                              | D | -2.95 | 0.60  |        |                         |   |      |       |
| 2008-08-01 | GE     | General Electric                   | D | -2.88 | 3.60  | DE     | Deere                   | A | 2.34 | 3.60  |
| 2008-08-01 | GPC    | Genuine Parts                      | D | -2.84 | 0.60  | WWY    | Wrigley                 | A | 2.24 | 0.60  |
| 2008-08-01 | HD     | The Home Depot                     | D | -2.87 | 1.20  | FDO    | Family Dollar Stores    | A | 2.25 | 1.20  |
| 2008-08-01 | IFF    | International Flavors & Fragrances | D | -2.88 | 0.90  | AKS    | Ak Steel                | A | 2.28 | 0.90  |
| 2008-08-01 | IP     | International Paper                | D | -2.89 | 1.60  | ROH    | Rohm & Haas             | A | 2.28 | 1.60  |
| 2008-08-01 | ITW    | Illinois Tool Works                | D | -2.86 | 1.20  | JBL    | Jabil Circuit           | A | 2.31 | 1.20  |
| 2008-08-01 | KEY    | Keycorp                            | D | -2.95 | 0.40  |        |                         |   |      |       |
| 2008-08-01 | KMB    | Kimberly-clark                     | D | -2.86 | 0.60  | SNA    | Snap-on                 | A | 2.23 | 0.60  |
| 2008-08-01 | LLY    | Eli Lilly                          | D | -2.87 | 1.50  | GILD   | Gilead Sciences         | A | 2.58 | 1.50  |
| 2008-08-01 | LM     | Legg Mason                         | D | -2.93 | 0.70  |        |                         |   |      |       |
| 2008-08-01 | LNC    | Lincoln National                   | D | -2.86 | 1.00  | TROW   | T Rowe Price            | A | 2.22 | 1.00  |
| 2008-08-01 | MAS    | Masco                              | D | -2.91 | 0.80  |        |                         |   |      |       |
| 2008-08-01 | MER    | Merrill Lynch                      | D | -2.95 | 1.20  |        |                         |   |      |       |
| 2008-08-01 | MMC    | Marsh & McLennan Cos               | C | -1.84 | 1.80  | HPC    | Hercules                | A | 2.22 | 1.80  |
| 2008-08-01 |        | Minnesota Mng.& Mfg                | D | -2.88 | 1.40  | R      | Ryder System            | A | 2.28 | 1.40  |
| 2008-08-01 | MOT    | Motorola Solutions                 | D | -2.92 | 0.50  |        |                         |   |      |       |
| 2008-08-01 | MRK    | Merck & Co                         | D | -2.91 | 1.00  |        |                         |   |      |       |
| 2008-08-01 | MSFT   | Microsoft                          | D | -2.87 | 1.50  | CPWR   | Compuware Corp          | A | 2.29 | 1.50  |
| 2008-08-01 | NI     | Nisource                           | D | -2.85 | 1.00  | EXC    | Exelon                  | A | 2.24 | 1.00  |
| 2008-08-01 | NWL    | Newell Brands                      | D | -2.90 | 0.60  |        |                         |   |      |       |
| 2008-08-01 | F      | Ford Motor                         | D | -2.91 | 0.20  |        |                         |   |      |       |
| 2008-08-01 | PCG    | Pg&e                               | D | -2.85 | 0.50  | TEG    | Integrays Energy        | A | 2.19 | 0.50  |
| 2008-08-01 | PFE    | Pfizer                             | D | -2.89 | 1.20  | ESRX   | Express Scripts Holding | A | 2.39 | 1.20  |



| Date       | Ticker | Name                      | R | SM    | W (%) | Ticker | Name                      | R | SM   | W (%) |
|------------|--------|---------------------------|---|-------|-------|--------|---------------------------|---|------|-------|
| 2008-08-01 | PG     | Procter & Gamble          | D | -2.86 | 0.90  | TAP    | Molson Coors Brewing      | A | 2.21 | 0.90  |
| 2008-08-01 | PNW    | Pinnacle West Capital     | D | -2.88 | 0.50  | D      | Dominion Resources        | A | 2.18 | 0.50  |
| 2008-08-01 | T      | At&t                      | D | -2.87 | 2.00  | CTL    | Centurylink               | B | 1.20 | 2.00  |
| 2008-08-01 | STI    | Suntrust Banks            | D | -2.92 | 1.10  |        |                           |   |      |       |
| 2008-08-01 | SUN    | Sunoco                    | D | -2.92 | 0.70  |        |                           |   |      |       |
| 2008-08-01 | USG    | Usg                       | D | -2.89 | 0.50  | CSX    | Csx                       | A | 2.27 | 0.50  |
| 2008-08-01 | VMC    | Vulcan Materials Co       | D | -2.87 | 0.80  | DHR    | Danaher                   | A | 2.27 | 0.80  |
| 2008-08-01 | WHR    | Whirlpool                 | D | -2.86 | 0.90  | AVP    | Avon Products             | A | 2.20 | 0.90  |
| 2008-08-01 | NCC    | National City Corp        | D | -2.98 | 0.40  |        |                           |   |      |       |
| 2008-08-01 | S      | Sprint Nextel             | D | -2.94 | 0.60  |        |                           |   |      |       |
| 2008-08-01 | MGM    | Mgm Resorts International | D | -2.95 | 0.70  |        |                           |   |      |       |
| 2008-08-01 | EBAY   | Ebay                      | D | -2.88 | 0.40  | WMT    | Wal-mart Stores           | A | 2.23 | 0.40  |
| 2008-08-01 | FD     | Macy's                    | D | -2.93 | 0.20  |        |                           |   |      |       |
| 2008-08-01 | CBS    | Cbs                       | D | -2.92 | 0.50  |        |                           |   |      |       |
| 2008-08-01 | QWST   | Qwest Communications      | D | -2.94 | 0.50  |        |                           |   |      |       |
| 2008-08-01 | MWV    | MeadWestvaco              | D | -2.88 | 0.70  | CMI    | Cummins                   | A | 2.26 | 0.70  |
| 2008-08-01 | WFM    | Whole Foods Market        | D | -2.93 | 0.20  |        |                           |   |      |       |
| 2008-08-01 | BBBY   | Bed Bath & Beyond         | D | -2.86 | 0.90  | TJX    | Tjx Companies             | A | 2.21 | 0.90  |
| 2008-08-01 | JPM    | Jpmorgan Chase            | D | -2.86 | 2.90  | SCHW   | Charles Schwab            | A | 2.21 | 2.90  |
| 2008-08-01 | BMJ    | Bristol-myers Squibb      | D | -2.89 | 0.80  | THC    | Tenet Healthcare          | A | 2.32 | 0.80  |
| 2008-08-01 | DHI    | D.r. Horton               | D | -2.89 | 0.40  | HNZ    | Heinz                     | A | 2.19 | 0.40  |
| 2008-08-01 | TWX    | Time Warner               | D | -2.90 | 1.20  | AMZN   | Amazon.com                | A | 2.20 | 1.20  |
| 2008-08-01 | BEAM   | Beam Inc                  | D | -2.89 | 0.80  | MON    | Monsanto                  | A | 2.19 | 0.80  |
| 2008-08-01 | NYT    | New York Times            | D | -2.90 | 0.50  | AZO    | Autozone                  | A | 2.20 | 0.50  |
| 2008-08-01 | USB    | Us Bancorp                | D | -2.85 | 1.40  | NTRS   | Northern Trust            | A | 2.20 | 1.40  |
| 2008-08-01 | C      | Citigroup                 | D | -2.94 | 0.60  |        |                           |   |      |       |
| 2008-08-01 | XOM    | Exxon Mobil               | D | -2.86 | 2.70  | SWN    | Southwestern Energy       | A | 2.42 | 2.70  |
| 2008-08-01 | HON    | Honeywell International   | D | -2.86 | 0.90  | QLGC   | QLogic Corp               | A | 2.26 | 0.90  |
| 2008-08-01 | VZ     | Verizon Communications    | D | -2.85 | 1.00  | FTR    | Frontier Communications   | B | 1.19 | 1.00  |
| 2008-08-01 | GNW    | Genworth Financial        | D | -2.93 | 0.20  |        |                           |   |      |       |
| 2008-08-01 | CVX    | Chevron                   | C | -1.86 | 2.70  | HES    | Hess                      | A | 2.38 | 2.70  |
| 2008-08-01 | UPS    | United Parcel Service     | D | -2.86 | 0.50  | FLR    | Fluor                     | A | 2.25 | 0.50  |
| 2008-08-01 | RDS.A  | Royal Dutch Shell Adr     | C | -1.86 | 2.00  | WFT    | Weatherford International | A | 2.32 | 2.00  |
| 2008-08-01 | ARNC   | Arconic                   | C | -1.89 | 0.40  | BTU    | Peabody Energy Corp       | A | 2.23 | 0.40  |
| 2008-09-01 | ADI    | Analog Devices            | C | -1.87 | 0.80  | CPWR   | Compuware Corp            | A | 2.30 | 0.80  |
| 2008-09-01 | SLM    | Slm                       | D | -2.89 | 0.70  | MA     | Mastercard                | A | 2.92 | 0.70  |
| 2008-09-01 | AIG    | American International    | D | -2.95 | 0.80  |        |                           |   |      |       |
| 2008-09-01 | AMAT   | Applied Materials         | D | -2.85 | 0.40  | LSI    | LSI                       | A | 2.29 | 0.40  |
| 2008-09-01 | BAC    | Bank Of America           | D | -2.90 | 0.90  |        |                           |   |      |       |
| 2008-09-01 | XEL    | Xcel Energy               | D | -2.84 | 0.70  | STR    | Questar Corp              | A | 2.25 | 0.70  |
| 2008-09-01 | BDK    | Black & Decker            | D | -2.89 | 0.30  | HAS    | Hasbro                    | A | 2.29 | 0.30  |
| 2008-09-01 | BK     | Bank Of New York Mellon   | D | -2.88 | 1.20  | SAF    | Safeco Corp               | A | 2.27 | 1.20  |
| 2008-09-01 | RBS    | Royal Bank Of Scotland    | D | -2.94 | 0.20  |        |                           |   |      |       |
| 2008-09-01 | CB     | Chubb Corp                | D | -2.85 | 0.40  | PNC    | Pnc Financial Services    | A | 2.24 | 0.40  |
| 2008-09-01 | COF    | Capital One Financial     | D | -2.85 | 0.90  | WU     | The Western Union         | A | 2.23 | 0.90  |
| 2008-09-01 | DD     | E.i. Du Pont De Nemours   | D | -2.85 | 1.10  | ROH    | Rohm & Haas               | A | 2.28 | 1.10  |
| 2008-09-01 | DUK    | Duke Energy               | D | -2.84 | 0.70  | PPL    | Ppl                       | A | 2.25 | 0.70  |
| 2008-09-01 | EK     | Eastman Kodak             | D | -2.91 | 0.60  |        |                           |   |      |       |
| 2008-09-01 | TRV    | Travelers Companies       | D | -2.86 | 0.60  | HPC    | Hercules                  | A | 2.23 | 0.60  |
| 2008-09-01 | FITB   | Fifth Third Bancorp       | D | -2.94 | 0.70  |        |                           |   |      |       |
| 2008-09-01 | TGNA   | Tegna                     | D | -2.95 | 0.60  |        |                           |   |      |       |

| Date       | Ticker | Name                              | R | SM    | W (%) | Ticker | Name                      | R | SM    | W (%) |
|------------|--------|-----------------------------------|---|-------|-------|--------|---------------------------|---|-------|-------|
| 2008-09-01 | GE     | General Electric                  | D | -2.88 | 3.50  | JBL    | Jabil Circuit             | A | 2.31  | 3.50  |
| 2008-09-01 | GPC    | Genuine Parts                     | D | -2.83 | 0.60  | LEG    | Leggett & Platt           | A | 2.26  | 0.60  |
| 2008-09-01 | HAR    | Harman Ind Inc                    | D | -2.87 | 0.30  | BUD    | Anheuser-Busch            | A | 2.25  | 0.30  |
| 2008-09-01 | IFF    | Flavors & Fragrances              | D | -2.88 | 0.90  | X      | United States Steel       | A | 2.26  | 0.90  |
| 2008-09-01 | ITW    | Illinois Tool Works               | D | -2.85 | 1.20  | R      | Ryder System              | A | 2.28  | 1.20  |
| 2008-09-01 | KEY    | Keycorp                           | D | -2.95 | 0.50  | WWY    | Wrigley                   | A | 2.24  | 0.70  |
| 2008-09-01 | KMB    | Kimberly-clark                    | D | -2.85 | 0.70  | GILD   | Gilead Sciences           | A | 2.56  | 1.50  |
| 2008-09-01 | LLY    | Eli Lilly                         | D | -2.87 | 1.50  | TROW   | T Rowe Price              | A | 2.22  | 1.10  |
| 2008-09-01 | LM     | Legg Mason                        | D | -2.93 | 0.70  | DHR    | Danaher                   | A | 2.28  | 1.40  |
| 2008-09-01 | LNC    | Lincoln National                  | D | -2.85 | 1.10  | IBM    | IBM                       | A | 2.28  | 1.50  |
| 2008-09-01 | MER    | Merrill Lynch Minnesota Mng.& Mfg | D | -2.88 | 1.40  | EXC    | Exelon                    | A | 2.25  | 0.90  |
| 2008-09-01 | MRK    | Merck & Co                        | D | -2.90 | 1.00  | SNA    | Snap-on                   | A | 2.24  | 0.70  |
| 2008-09-01 | MSFT   | Microsoft                         | D | -2.86 | 1.50  | ESRX   | Express Scripts Holding   | A | 2.41  | 1.20  |
| 2008-09-01 | NI     | Nisource                          | D | -2.85 | 0.90  | SCHW   | Charles Schwab            | A | 2.22  | 0.50  |
| 2008-09-01 | NWL    | Newell Brands                     | D | -2.89 | 0.70  | CTL    | Centurylink               | A | 2.21  | 2.10  |
| 2008-09-01 | F      | Ford Motor                        | D | -2.91 | 0.20  | SWN    | Southwestern Energy       | A | 2.44  | 0.90  |
| 2008-09-01 | PFE    | Pfizer                            | D | -2.88 | 1.20  | CSX    | Csx                       | A | 2.27  | 0.50  |
| 2008-09-01 | PGR    | Progressive                       | C | -1.85 | 0.50  | JNY    | Jones Group               | A | 2.23  | 0.50  |
| 2008-09-01 | T      | At&t                              | D | -2.87 | 2.10  | NCC    | National City Corp        | D | -2.98 | 0.40  |
| 2008-09-01 | BP     | Bp Adr                            | D | -2.87 | 0.90  | S      | Sprint Nextel             | D | -2.94 | 0.60  |
| 2008-09-01 | STI    | Suntrust Banks                    | D | -2.92 | 1.10  | MGM    | Mgm Resorts International | D | -2.94 | 0.80  |
| 2008-09-01 | SUN    | Sunoco                            | D | -2.91 | 0.80  | EBAY   | Ebay                      | D | -2.87 | 0.40  |
| 2008-09-01 | USG    | Usg                               | D | -2.89 | 0.50  | FD     | Macy's                    | D | -2.93 | 0.20  |
| 2008-09-01 | UST    | UST Inc                           | C | -1.85 | 0.50  | CBS    | Cbs                       | D | -2.92 | 0.50  |
| 2008-09-01 | NCC    | National City Corp                | D | -2.98 | 0.40  | QWST   | Qwest Communications      | D | -2.94 | 0.50  |
| 2008-09-01 | S      | Sprint Nextel                     | D | -2.94 | 0.60  | WFM    | Whole Foods Market        | D | -2.94 | 0.20  |
| 2008-09-01 | MGM    | Mgm Resorts International         | D | -2.94 | 0.80  | JPM    | Jpmorgan Chase            | D | -2.86 | 2.70  |
| 2008-09-01 | EBAY   | Ebay                              | D | -2.87 | 0.40  | BMY    | Bristol-myers Squibb      | D | -2.89 | 0.80  |
| 2008-09-01 | FD     | Macy's                            | D | -2.93 | 0.20  | DHI    | D.r. Horton               | D | -2.88 | 0.40  |
| 2008-09-01 | CBS    | Cbs                               | D | -2.92 | 0.50  | BEAM   | Beam Inc                  | D | -2.89 | 0.80  |
| 2008-09-01 | QWST   | Qwest Communications              | D | -2.94 | 0.50  | NYT    | New York Times            | D | -2.90 | 0.50  |
| 2008-09-01 | WFM    | Whole Foods Market                | D | -2.94 | 0.20  | C      | Citigroup                 | D | -2.94 | 0.60  |
| 2008-09-01 | JPM    | Jpmorgan Chase                    | D | -2.86 | 2.70  | XOM    | Exxon Mobil               | D | -2.86 | 2.60  |
| 2008-09-01 | BMY    | Bristol-myers Squibb              | D | -2.89 | 0.80  | HON    | Honeywell International   | D | -2.87 | 0.80  |
| 2008-09-01 | DHI    | D.r. Horton                       | D | -2.88 | 0.40  | VZ     | Verizon Communications    | D | -2.85 | 1.00  |
| 2008-09-01 | BEAM   | Beam Inc                          | D | -2.89 | 0.80  | GNW    | Genworth Financial        | D | -2.93 | 0.20  |
| 2008-09-01 | NYT    | New York Times                    | D | -2.90 | 0.50  | CVX    | Chevron                   | C | -1.86 | 2.70  |
| 2008-09-01 | C      | Citigroup                         | D | -2.94 | 0.60  | UPS    | United Parcel Service     | D | -2.86 | 0.50  |
| 2008-09-01 | XOM    | Exxon Mobil                       | D | -2.86 | 2.60  | RDS.A  | Royal Dutch Shell Adr     | D | -2.86 | 1.90  |
| 2008-09-01 | HON    | Honeywell International           | D | -2.87 | 0.80  | ARNC   | Arconic                   | D | -2.89 | 0.40  |
| 2008-09-01 | VZ     | Verizon Communications            | D | -2.85 | 1.00  | ADI    | Analog Devices            | D | -2.88 | 0.80  |
| 2008-09-01 | GNW    | Genworth Financial                | D | -2.93 | 0.20  | SLM    | Slm                       | D | -2.94 | 0.50  |
| 2008-09-01 | CVX    | Chevron                           | C | -1.86 | 2.70  | AIG    | American International    | D | -2.99 | 0.10  |
| 2008-09-01 | UPS    | United Parcel Service             | D | -2.86 | 0.50  | AMAT   | Applied Materials         | D | -2.87 | 0.30  |
| 2008-09-01 | RDS.A  | Royal Dutch Shell Adr             | D | -2.86 | 1.90  | AVY    | Avery Dennison            | D | -2.85 | 0.90  |
| 2008-09-01 | ARNC   | Arconic                           | D | -2.89 | 0.40  | AXP    | American Express          | D | -2.88 | 0.90  |
| 2008-09-01 | ADI    | Analog Devices                    | D | -2.88 | 0.80  | BA     | Boeing                    | D | -2.89 | 0.60  |
| 2008-10-01 | ADI    | Analog Devices                    | D | -2.88 | 0.80  | IBM    | IBM                       | A | 2.25  | 0.80  |
| 2008-10-01 | SLM    | Slm                               | D | -2.94 | 0.50  | CPWR   | Compuware Corp            | A | 2.25  | 0.30  |
| 2008-10-01 | AIG    | American International            | D | -2.99 | 0.10  | ROH    | Rohm & Haas               | A | 2.26  | 0.90  |
| 2008-10-01 | AMAT   | Applied Materials                 | D | -2.87 | 0.30  | PNC    | Pnc Financial Services    | A | 2.26  | 0.90  |
| 2008-10-01 | AVY    | Avery Dennison                    | D | -2.85 | 0.90  | APH    | Amphenol                  | A | 2.33  | 0.60  |
| 2008-10-01 | AXP    | American Express                  | D | -2.88 | 0.90  |        |                           |   |       |       |
| 2008-10-01 | BA     | Boeing                            | D | -2.89 | 0.60  |        |                           |   |       |       |

| Date       | Ticker | Name                            | R | SM    | W (%) | Ticker | Name                      | R | SM   | W (%) |
|------------|--------|---------------------------------|---|-------|-------|--------|---------------------------|---|------|-------|
| 2008-10-01 | BK     | Bank Of New York Mellon         | D | -2.89 | 1.20  | BBT    | Bb&t                      | A | 2.24 | 1.20  |
| 2008-10-01 | RBS    | Royal Bank Of Scotland          | D | -2.95 | 0.10  |        |                           |   |      |       |
| 2008-10-01 | FITB   | Fifth Third Bancorp             | D | -2.95 | 0.60  |        |                           |   |      |       |
| 2008-10-01 | TGNA   | Tegna                           | D | -2.95 | 0.60  |        |                           |   |      |       |
| 2008-10-01 | GE     | General Electric                | D | -2.89 | 3.20  | DHR    | Danaher                   | A | 2.23 | 3.20  |
| 2008-10-01 | GPC    | Genuine Parts                   | D | -2.85 | 0.60  | HAS    | Hasbro                    | A | 2.26 | 0.60  |
| 2008-10-01 | HAR    | Harman Ind Inc                  | D | -2.88 | 0.30  | LEG    | Leggett & Platt           | A | 2.26 | 0.30  |
| 2008-10-01 | ITW    | Illinois Tool Works             | D | -2.87 | 1.10  | FAST   | Fastenal                  | A | 2.23 | 1.10  |
| 2008-10-01 | KEY    | Keycorp                         | D | -2.94 | 0.50  |        |                           |   |      |       |
| 2008-10-01 | LLY    | Eli Lilly                       | D | -2.88 | 1.40  | GILD   | Gilead Sciences           | A | 2.49 | 1.40  |
| 2008-10-01 | LM     | Legg Mason                      | D | -2.94 | 0.70  |        |                           |   |      |       |
| 2008-10-01 | LNC    | Lincoln National                | D | -2.87 | 0.90  | SCHW   | Charles Schwab            | A | 2.22 | 0.90  |
| 2008-10-01 | MER    | Merrill Lynch                   | D | -2.95 | 1.50  |        |                           |   |      |       |
| 2008-10-01 |        | Minnesota Mng.& Mfg             | D | -2.88 | 1.50  | NSC    | Norfolk Southern          | A | 2.22 | 1.50  |
| 2008-10-01 | MRK    | Merck & Co                      | D | -2.91 | 1.10  |        |                           |   |      |       |
| 2008-10-01 | MSFT   | Microsoft                       | D | -2.86 | 1.60  | LSI    | LSI                       | A | 2.23 | 1.60  |
| 2008-10-01 | NI     | Nisource                        | D | -2.86 | 0.90  | GAS    | Nicor                     | A | 2.23 | 0.90  |
| 2008-10-01 | NUE    | Nucor                           | D | -2.92 | 0.50  |        |                           |   |      |       |
| 2008-10-01 | NWL    | Newell Brands                   | D | -2.90 | 0.70  | WWY    | Wrigley                   | A | 2.24 | 0.70  |
| 2008-10-01 | F      | Ford Motor                      | D | -2.91 | 0.20  |        |                           |   |      |       |
| 2008-10-01 | PGR    | Progressive                     | C | -1.86 | 0.50  | EQR    | Equity Residential        | A | 2.22 | 0.50  |
| 2008-10-01 | T      | At&t                            | D | -2.88 | 1.90  | CTL    | Centurylink               | A | 2.20 | 1.90  |
| 2008-10-01 | SLB    | Schlumberger                    | C | -1.88 | 0.40  | SWN    | Southwestern Energy       | A | 2.35 | 0.40  |
| 2008-10-01 | BP     | Bp Adr                          | D | -2.89 | 0.90  | WFT    | Weatherford International | A | 2.20 | 0.90  |
| 2008-10-01 | SUN    | Sunoco                          | D | -2.93 | 0.60  |        |                           |   |      |       |
| 2008-10-01 | TE     | Teco Energy                     | C | -1.88 | 0.20  | ED     | Consolidated Edison       | A | 2.19 | 0.20  |
| 2008-10-01 | USG    | Usg                             | D | -2.90 | 0.40  | QLGC   | QLogic Corp               | A | 2.22 | 0.40  |
| 2008-10-01 | NCC    | National City Corp              | D | -2.99 | 0.30  |        |                           |   |      |       |
| 2008-10-01 | ETR    | Entergy                         | D | -2.88 | 0.60  | TEG    | Integrays Energy          | A | 2.19 | 0.60  |
| 2008-10-01 | ALU    | Alcatel-lucent                  | D | -2.89 | 0.30  | WMT    | Wal-mart Stores           | A | 2.24 | 0.30  |
| 2008-10-01 | S      | Sprint Nextel                   | D | -2.95 | 0.50  |        |                           |   |      |       |
| 2008-10-01 | MGM    | Mgm Resorts International       | D | -2.96 | 0.80  |        |                           |   |      |       |
| 2008-10-01 | EBAY   | Ebay                            | D | -2.89 | 0.50  | BIG    | Big Lots                  | A | 2.36 | 0.50  |
| 2008-10-01 | FD     | Macy's                          | D | -2.94 | 0.20  |        |                           |   |      |       |
| 2008-10-01 | CBS    | Cbs                             | D | -2.93 | 0.50  |        |                           |   |      |       |
| 2008-10-01 | BJS    | BJ Services Co                  | C | -1.91 | 0.40  | COG    | Cabot Oil & Gas           | A | 2.18 | 0.40  |
| 2008-10-01 | QWST   | Qwest Communications            | D | -2.95 | 0.40  |        |                           |   |      |       |
| 2008-10-01 | GS     | Goldman Sachs                   | D | -2.88 | 0.50  | PSA    | Public Storage            | A | 2.22 | 0.50  |
| 2008-10-01 | WFM    | Whole Foods Market              | D | -2.94 | 0.20  |        |                           |   |      |       |
| 2008-10-01 | SE     | Spectra Energy                  | C | -1.87 | 0.50  | CHK    | Chesapeake Energy         | A | 2.16 | 0.50  |
| 2008-10-01 | BMY    | Bristol-myers Squibb            | D | -2.89 | 0.80  | ESRX   | Express Scripts Holding   | A | 2.41 | 0.80  |
| 2008-10-01 | WYE    | Wyeth                           | D | -2.87 | 1.00  | BAX    | Baxter International      | A | 2.31 | 1.00  |
| 2008-10-01 | BEAM   | Beam Inc                        | D | -2.89 | 1.20  | BUD    | Anheuser-Busch            | A | 2.24 | 1.20  |
| 2008-10-01 | NYT    | New York Times                  | D | -2.88 | 0.60  | FDO    | Family Dollar Stores      | A | 2.26 | 0.60  |
| 2008-10-01 | HIG    | The Hartford Financial Services | D | -2.93 | 0.10  |        |                           |   |      |       |
| 2008-10-01 | XOM    | Exxon Mobil                     | D | -2.86 | 2.70  | BRL    | Barr Pharmaceuticals      | A | 2.29 | 2.70  |
| 2008-10-01 | HON    | Honeywell International         | D | -2.89 | 0.70  | PTV    | Pactiv Corp               | A | 2.22 | 0.70  |
| 2008-10-01 | VZ     | Verizon Communications          | D | -2.87 | 0.90  | FTR    | Frontier Communications   | A | 2.19 | 0.90  |
| 2008-10-01 | CVX    | Chevron                         | D | -2.87 | 2.70  | THC    | Tenet Healthcare          | A | 2.28 | 2.70  |
| 2008-10-01 | UPS    | United Parcel Service           | D | -2.85 | 0.90  | CVG    | Convergys                 | A | 2.21 | 0.90  |
| 2008-10-01 | RDS.A  | Royal Dutch Shell Adr           | D | -2.88 | 1.70  | PHM    | Pultegroup                | A | 2.24 | 1.70  |
| 2008-10-01 | TEL    | Te Connectivity                 | D | -2.88 | 0.20  | BNI    | Burlington Northern       | A | 2.19 | 0.20  |
| 2008-10-01 | ARNC   | Arconic                         | D | -2.93 | 0.60  |        |                           |   |      |       |

| Date       | Ticker | Name                      | R | SM    | W (%) | Ticker | Name                    | R | SM   | W (%) |
|------------|--------|---------------------------|---|-------|-------|--------|-------------------------|---|------|-------|
| 2008-11-03 | ADI    | Analog Devices            | D | -2.90 | 0.70  |        |                         |   |      |       |
| 2008-11-03 | FE     | Firstenergy               | D | -2.89 | 0.70  | GAS    | Nicor                   | A | 2.24 | 0.70  |
| 2008-11-03 | SLM    | Slm                       | D | -2.93 | 0.70  |        |                         |   |      |       |
| 2008-11-03 | AIG    | American International    | D | -2.99 | 0.10  |        |                         |   |      |       |
| 2008-11-03 | AMAT   | Applied Materials         | D | -2.89 | 0.40  | ACS    | Affiliated Computer     | A | 2.17 | 0.40  |
| 2008-11-03 | APC    | Anadarko Petroleum        | D | -2.93 | 0.70  |        |                         |   |      |       |
| 2008-11-03 | ANTM   | Anthem                    | D | -2.88 | 0.50  | GILD   | Gilead Sciences         | A | 2.51 | 0.50  |
| 2008-11-03 | AVY    | Avery Dennison            | D | -2.88 | 0.90  | ROH    | Rohm & Haas             | A | 2.26 | 0.90  |
| 2008-11-03 | AXP    | American Express          | D | -2.91 | 0.90  |        |                         |   |      |       |
| 2008-11-03 | BA     | Boeing                    | D | -2.90 | 0.60  | PTV    | Pactiv Corp             | A | 2.21 | 0.60  |
| 2008-11-03 | BK     | Bank Of New York Mellon   | D | -2.89 | 1.50  | PNC    | Pnc Financial Services  | A | 2.23 | 1.50  |
| 2008-11-03 | RBS    | Royal Bank Of Scotland    | D | -2.98 | 0.10  |        |                         |   |      |       |
| 2008-11-03 | EK     | Eastman Kodak             | D | -2.90 | 0.40  | LSI    | LSI                     | A | 2.17 | 0.40  |
| 2008-11-03 | PGN    | Progress Energy           | D | -2.85 | 0.90  | ED     | Consolidated Edison     | A | 2.19 | 0.90  |
| 2008-11-03 | FITB   | Fifth Third Bancorp       | D | -2.96 | 0.60  |        |                         |   |      |       |
| 2008-11-03 | TGNA   | Tegna                     | D | -2.97 | 0.50  |        |                         |   |      |       |
| 2008-11-03 | GE     | General Electric          | D | -2.92 | 3.10  |        |                         |   |      |       |
| 2008-11-03 | GPC    | Genuine Parts             | D | -2.85 | 0.70  | BUD    | Anheuser-Busch          | A | 2.23 | 0.70  |
| 2008-11-03 | HAR    | Harman Ind Inc            | D | -2.93 | 0.20  |        |                         |   |      |       |
| 2008-11-03 | ITW    | Illinois Tool Works       | D | -2.90 | 1.10  | FAST   | Fastenal                | A | 2.21 | 1.10  |
| 2008-11-03 | KEY    | Keycorp                   | D | -2.95 | 0.60  |        |                         |   |      |       |
| 2008-11-03 | LLY    | Eli Lilly                 | D | -2.90 | 1.40  |        |                         |   |      |       |
| 2008-11-03 | LM     | Legg Mason                | D | -2.97 | 0.50  |        |                         |   |      |       |
| 2008-11-03 | LNC    | Lincoln National          | D | -2.94 | 0.50  |        |                         |   |      |       |
| 2008-11-03 | LUV    | Southwest Airlines        | C | -1.88 | 0.10  | FDO    | Family Dollar Stores    | A | 2.28 | 0.10  |
| 2008-11-03 | MAT    | Mattel                    | D | -2.88 | 0.70  | UST    | UST Inc                 | A | 2.21 | 0.70  |
| 2008-11-03 | MER    | Merrill Lynch             | D | -2.97 | 1.30  |        |                         |   |      |       |
| 2008-11-03 |        | Minnesota Mng.& Mfg       | D | -2.89 | 1.70  | BNI    | Burlington Northern     | A | 2.19 | 1.70  |
| 2008-11-03 | MOT    | Motorola Solutions        | D | -2.92 | 0.30  |        |                         |   |      |       |
| 2008-11-03 | MRK    | Merck & Co                | D | -2.92 | 1.30  |        |                         |   |      |       |
| 2008-11-03 | MSFT   | Microsoft                 | D | -2.88 | 1.60  | INTU   | Intuit                  | A | 2.16 | 1.60  |
| 2008-11-03 | MUR    | Murphy Oil                | D | -2.92 | 0.90  |        |                         |   |      |       |
| 2008-11-03 | NI     | Nisource                  | D | -2.88 | 1.00  | TEG    | Integrays Energy        | A | 2.18 | 1.00  |
| 2008-11-03 | NUE    | Nucor                     | D | -2.92 | 0.60  |        |                         |   |      |       |
| 2008-11-03 | NWL    | Newell Brands             | D | -2.92 | 0.70  |        |                         |   |      |       |
| 2008-11-03 | F      | Ford Motor                | D | -2.96 | 0.10  |        |                         |   |      |       |
| 2008-11-03 | PFE    | Pfizer                    | D | -2.84 | 1.40  | ESRX   | Express Scripts Holding | A | 2.34 | 1.40  |
| 2008-11-03 | PGR    | Progressive               | D | -2.89 | 0.50  | BBT    | Bb&t                    | A | 2.22 | 0.50  |
| 2008-11-03 | T      | At&t                      | D | -2.89 | 2.30  | CTL    | Centurylink             | A | 2.15 | 2.30  |
| 2008-11-03 | SLB    | Schlumberger              | D | -2.92 | 0.30  |        |                         |   |      |       |
| 2008-11-03 | BP     | Bp Adr                    | D | -2.89 | 1.00  | SWN    | Southwestern Energy     | A | 2.39 | 1.00  |
| 2008-11-03 | SUN    | Sunoco                    | D | -2.94 | 0.70  |        |                         |   |      |       |
| 2008-11-03 | TE     | Teco Energy               | D | -2.91 | 0.20  |        |                         |   |      |       |
| 2008-11-03 | USG    | Usq                       | D | -2.94 | 0.30  |        |                         |   |      |       |
| 2008-11-03 | INTC   | Intel                     | D | -2.90 | 0.50  | SYMC   | Symantec                | A | 2.13 | 0.50  |
| 2008-11-03 | NCC    | National City Corp        | D | -2.99 | 0.30  |        |                         |   |      |       |
| 2008-11-03 | ETR    | Entergy                   | D | -2.89 | 0.70  | SO     | Southern                | A | 2.17 | 0.70  |
| 2008-11-03 | ALU    | Alcatel-lucent            | D | -2.92 | 0.30  |        |                         |   |      |       |
| 2008-11-03 | S      | Sprint Nextel             | D | -2.97 | 0.40  |        |                         |   |      |       |
| 2008-11-03 | MGM    | Mgm Resorts International | D | -2.97 | 0.50  |        |                         |   |      |       |
| 2008-11-03 | EBAY   | Ebay                      | D | -2.92 | 0.40  |        |                         |   |      |       |
| 2008-11-03 | FD     | Macy's                    | D | -2.96 | 0.20  |        |                         |   |      |       |
| 2008-11-03 | CBS    | Cbs                       | D | -2.95 | 0.40  |        |                         |   |      |       |
| 2008-11-03 | BJS    | BJ Services Co            | D | -2.94 | 0.30  |        |                         |   |      |       |
| 2008-11-03 | QWST   | Qwest Communications      | D | -2.95 | 0.50  |        |                         |   |      |       |
| 2008-11-03 | GS     | Goldman Sachs             | D | -2.92 | 0.40  |        |                         |   |      |       |
| 2008-11-03 | WFM    | Whole Foods Market        | D | -2.97 | 0.10  |        |                         |   |      |       |
| 2008-11-03 | SE     | Spectra Energy            | D | -2.89 | 0.50  | APOL   | Apollo Educat Grp       | A | 2.26 | 0.50  |
| 2008-11-03 | BMY    | Bristol-myers Squibb      | D | -2.89 | 0.90  | BRL    | Barr Pharmaceuticals    | A | 2.28 | 0.90  |

| Date       | Ticker | Name                                     | R | SM    | W (%) | Ticker | Name                       | R | SM   | W (%) |
|------------|--------|--|---|-------|-------|--------|----------------------------|---|------|-------|
| 2008-11-03 | WYE    | Wyeth                                    | D | -2.88 | 1.00  | THC    | Tenet Healthcare           | A | 2.22 | 1.00  |
| 2008-11-03 | BEAM   | Beam Inc                                 | D | -2.93 | 0.90  |        |                            |   |      |       |
| 2008-11-03 | NYT    | New York Times                           | D | -2.92 | 0.50  |        |                            |   |      |       |
| 2008-11-03 | HIG    | The Hartford<br>Financial Services       | D | -2.97 | 0.00  |        |                            |   |      |       |
| 2008-11-03 | MKC    | Mccormick                                | C | -1.87 | 0.50  | CPB    | Campbell Soup              | A | 2.21 | 0.50  |
| 2008-11-03 | XOM    | Exxon Mobil                              | D | -2.87 | 3.10  | WMT    | Wal-mart Stores            | A | 2.22 | 3.10  |
| 2008-11-03 | HON    | Honeywell<br>International               | D | -2.92 | 0.60  |        |                            |   |      |       |
| 2008-11-03 | VZ     | Verizon<br>Communications                | D | -2.87 | 1.10  | FTR    | Frontier<br>Communications | A | 2.15 | 1.10  |
| 2008-11-03 | CVX    | Chevron                                  | D | -2.88 | 3.00  | LEG    | Leggett & Platt            | A | 2.20 | 3.00  |
| 2008-11-03 | UPS    | United Parcel<br>Service                 | D | -2.87 | 0.90  | UNP    | Union Pacific              | A | 2.18 | 0.90  |
| 2008-11-03 | RDS.A  | Royal Dutch Shell<br>Adr                 | D | -2.89 | 1.90  | CLX    | Clorox                     | A | 2.20 | 1.90  |
| 2008-11-03 | TEL    | Te Connectivity                          | D | -2.91 | 0.20  |        |                            |   |      |       |
| 2008-11-03 | ARNC   | Arconic                                  | D | -2.96 | 0.40  |        |                            |   |      |       |
| 2008-12-01 | ABT    | Abbott<br>Laboratories                   | C | -1.86 | 0.80  | BRL    | Barr<br>Pharmaceuticals    | A | 2.27 | 0.80  |
| 2008-12-01 | ADI    | Analog Devices                           | D | -2.93 | 0.70  |        |                            |   |      |       |
| 2008-12-01 | FE     | Firstenergy                              | D | -2.89 | 0.90  | WMT    | Wal-mart Stores            | A | 2.21 | 0.90  |
| 2008-12-01 | SLM    | Slm                                      | D | -2.95 | 0.60  |        |                            |   |      |       |
| 2008-12-01 | AIG    | American<br>International                | D | -3.00 | 0.10  |        |                            |   |      |       |
| 2008-12-01 | AMAT   | Applied Materials                        | D | -2.92 | 0.30  |        |                            |   |      |       |
| 2008-12-01 | APC    | Anadarko<br>Petroleum                    | D | -2.92 | 0.90  |        |                            |   |      |       |
| 2008-12-01 | ANTM   | Anthem                                   | D | -2.90 | 0.50  |        |                            |   |      |       |
| 2008-12-01 | AVY    | Avery Dennison                           | D | -2.91 | 0.80  |        |                            |   |      |       |
| 2008-12-01 | AXP    | American Express                         | D | -2.94 | 0.70  |        |                            |   |      |       |
| 2008-12-01 | BA     | Boeing                                   | D | -2.92 | 0.60  |        |                            |   |      |       |
| 2008-12-01 | XEL    | Xcel Energy                              | D | -2.86 | 0.90  | COV    | Covidien                   | A | 2.15 | 0.90  |
| 2008-12-01 | BDK    | Black & Decker                           | D | -2.90 | 0.30  |        |                            |   |      |       |
| 2008-12-01 | BK     | Bank Of New York<br>Mellon               | D | -2.91 | 1.40  |        |                            |   |      |       |
| 2008-12-01 | RBS    | Royal Bank Of<br>Scotland                | D | -2.98 | 0.10  |        |                            |   |      |       |
| 2008-12-01 | CB     | Chubb Corp                               | D | -2.88 | 0.60  | SCHW   | Charles Schwab             | A | 2.14 | 0.60  |
| 2008-12-01 | CBE    | Cooper Industries                        | D | -2.92 | 0.40  |        |                            |   |      |       |
| 2008-12-01 | CL     | Colgate-palmolive                        | D | -2.87 | 0.50  | UST    | UST Inc                    | A | 2.21 | 0.50  |
| 2008-12-01 | COF    | Capital One<br>Financial                 | D | -2.92 | 0.80  |        |                            |   |      |       |
| 2008-12-01 | CVC    | Cablevision<br>Systems Corp              | D | -2.94 | 0.40  |        |                            |   |      |       |
| 2008-12-01 | DD     | E.i. Du Pont De<br>Nemours               | D | -2.92 | 0.80  |        |                            |   |      |       |
| 2008-12-01 | DELL   | Dell                                     | D | -2.93 | 0.60  |        |                            |   |      |       |
| 2008-12-01 | DIS    | Walt Disney                              | D | -2.90 | 1.00  |        |                            |   |      |       |
| 2008-12-01 | DUK    | Duke Energy                              | D | -2.87 | 0.90  | INTU   | Intuit                     | A | 2.13 | 0.90  |
| 2008-12-01 | EK     | Eastman Kodak                            | D | -2.93 | 0.40  |        |                            |   |      |       |
| 2008-12-01 | PGN    | Progress Energy                          | D | -2.86 | 1.00  |        |                            |   |      |       |
| 2008-12-01 | TRV    | Travelers<br>Companies                   | D | -2.88 | 0.80  | PSA    | Public Storage             | A | 2.12 | 0.80  |
| 2008-12-01 | FITB   | Fifth Third<br>Bancorp                   | D | -2.97 | 0.50  |        |                            |   |      |       |
| 2008-12-01 | TGNA   | Tegna                                    | D | -2.98 | 0.40  |        |                            |   |      |       |
| 2008-12-01 | GE     | General Electric                         | D | -2.93 | 3.00  |        |                            |   |      |       |
| 2008-12-01 | GPC    | Genuine Parts                            | D | -2.86 | 0.80  | CPB    | Campbell Soup              | A | 2.16 | 0.80  |
| 2008-12-01 | HAR    | Harman Ind Inc                           | D | -2.95 | 0.20  |        |                            |   |      |       |
| 2008-12-01 | HD     | The Home Depot                           | D | -2.88 | 1.70  | FDO    | Family Dollar<br>Stores    | A | 2.27 | 1.70  |
| 2008-12-01 | HOG    | Harley-davidson                          | D | -2.94 | 0.40  |        |                            |   |      |       |
| 2008-12-01 | HRB    | H.& R.block                              | C | -1.89 | 1.00  | APOL   | Apollo Educat Grp          | A | 2.27 | 1.00  |
| 2008-12-01 | HSY    | The Hershey<br>International             | D | -2.87 | 2.10  | LEG    | Leggett & Platt            | A | 2.16 | 2.10  |
| 2008-12-01 | IFF    | Flavors &<br>Fragrances<br>International | D | -2.89 | 0.90  | ROH    | Rohm & Haas                | A | 2.26 | 0.90  |
| 2008-12-01 | IP     | Paper                                    | D | -2.94 | 0.90  |        |                            |   |      |       |
| 2008-12-01 | ITW    | Illinois Tool Works                      | D | -2.91 | 1.20  |        |                            |   |      |       |
| 2008-12-01 | JNJ    | Johnson &<br>Johnson                     | D | -2.87 | 1.40  | CEPH   | Cephalon                   | A | 2.20 | 1.40  |
| 2008-12-01 | KEY    | Keycorp                                  | D | -2.91 | 0.40  |        |                            |   |      |       |
| 2008-12-01 | LLY    | Eli Lilly                                | D | -2.91 | 1.50  |        |                            |   |      |       |

| Date       | Ticker | Name                            | R | SM    | W (%) | Ticker | Name                   | R | SM   | W (%) |
|------------|--------|---------------------------------|---|-------|-------|--------|------------------------|---|------|-------|
| 2008-12-01 | LM     | Legg Mason                      | D | -2.98 | 0.40  |        |                        |   |      |       |
| 2008-12-01 | LNC    | Lincoln National                | D | -2.96 | 0.40  |        |                        |   |      |       |
| 2008-12-01 | LUV    | Southwest Airlines              | D | -2.92 | 0.10  |        |                        |   |      |       |
| 2008-12-01 | MAS    | Masco                           | D | -2.93 | 0.60  |        |                        |   |      |       |
| 2008-12-01 | MAT    | Mattel                          | D | -2.90 | 0.70  |        |                        |   |      |       |
| 2008-12-01 | MER    | Merrill Lynch                   | D | -2.98 | 0.90  |        |                        |   |      |       |
| 2008-12-01 | MHFI   | McGraw Hill Fin                 | D | -2.92 | 1.00  |        |                        |   |      |       |
| 2008-12-01 | MMC    | Marsh & McLennan Cos            | C | -1.89 | 2.00  | FHN    | First Horizon National | B | 1.29 | 2.00  |
| 2008-12-01 |        | Minnesota Mng.& Mfg             | D | -2.89 | 2.00  | FAST   | Fastenal               | A | 2.17 | 2.00  |
| 2008-12-01 | MOT    | Motorola Solutions              | D | -2.93 | 0.30  |        |                        |   |      |       |
| 2008-12-01 | MRK    | Merck & Co                      | D | -2.93 | 1.30  |        |                        |   |      |       |
| 2008-12-01 | MSFT   | Microsoft                       | D | -2.90 | 1.60  |        |                        |   |      |       |
| 2008-12-01 | MUR    | Murphy Oil                      | D | -2.93 | 0.80  |        |                        |   |      |       |
| 2008-12-01 | NI     | Nisource                        | D | -2.90 | 1.00  |        |                        |   |      |       |
| 2008-12-01 | NUE    | Nucor                           | D | -2.94 | 0.60  |        |                        |   |      |       |
| 2008-12-01 | NWL    | Newell Brands                   | D | -2.93 | 0.70  |        |                        |   |      |       |
| 2008-12-01 | F      | Ford Motor                      | D | -2.95 | 0.20  |        |                        |   |      |       |
| 2008-12-01 | PCG    | Pg&e                            | D | -2.86 | 0.80  |        |                        |   |      |       |
| 2008-12-01 | PFE    | Pfizer                          | D | -2.87 | 1.40  | DGX    | Quest Diagnostics      | A | 2.16 | 1.40  |
| 2008-12-01 | PG     | Procter & Gamble                | D | -2.86 | 1.10  | PHM    | Pultegroup             | A | 2.14 | 1.10  |
| 2008-12-01 | PGR    | Progressive                     | D | -2.89 | 0.60  | MTB    | M&t Bank               | B | 1.16 | 0.60  |
| 2008-12-01 | PNW    | Pinnacle West Capital           | D | -2.87 | 0.60  |        |                        |   |      |       |
| 2008-12-01 | T      | At&t                            | D | -2.89 | 2.70  |        |                        |   |      |       |
| 2008-12-01 | SLB    | Schlumberger                    | D | -2.94 | 0.30  |        |                        |   |      |       |
| 2008-12-01 | BP     | Bp Adr                          | D | -2.90 | 1.10  |        |                        |   |      |       |
| 2008-12-01 | STI    | Suntrust Banks                  | D | -2.93 | 1.10  |        |                        |   |      |       |
| 2008-12-01 | SUN    | Sunoco                          | D | -2.93 | 0.90  |        |                        |   |      |       |
| 2008-12-01 | TE     | Teco Energy                     | D | -2.91 | 0.20  |        |                        |   |      |       |
| 2008-12-01 | USG    | Usg                             | D | -2.97 | 0.20  |        |                        |   |      |       |
| 2008-12-01 | VMC    | Vulcan Materials Co             | D | -2.89 | 1.10  | BNI    | Burlington Northern    | A | 2.16 | 1.10  |
| 2008-12-01 | WFC    | Wells Fargo                     | C | -1.90 | 2.00  | WY     | Weyerhaeuser           | B | 1.12 | 2.00  |
| 2008-12-01 | WHR    | Whirlpool                       | D | -2.93 | 0.60  |        |                        |   |      |       |
| 2008-12-01 | INTC   | Intel                           | D | -2.92 | 0.50  |        |                        |   |      |       |
| 2008-12-01 | NCC    | National City Corp              | D | -2.99 | 0.20  |        |                        |   |      |       |
| 2008-12-01 | ETR    | Entergy                         | D | -2.89 | 0.80  |        |                        |   |      |       |
| 2008-12-01 | ALU    | Alcatel-lucent                  | D | -2.94 | 0.30  |        |                        |   |      |       |
| 2008-12-01 | S      | Sprint Nextel                   | D | -2.98 | 0.20  |        |                        |   |      |       |
| 2008-12-01 | MGM    | Mgm Resorts International       | D | -2.98 | 0.40  |        |                        |   |      |       |
| 2008-12-01 | EBAY   | Ebay                            | D | -2.94 | 0.40  |        |                        |   |      |       |
| 2008-12-01 | FD     | Macy's                          | D | -2.98 | 0.10  |        |                        |   |      |       |
| 2008-12-01 | CBS    | Cbs                             | D | -2.97 | 0.30  |        |                        |   |      |       |
| 2008-12-01 | BJS    | BJ Services Co                  | D | -2.95 | 0.30  |        |                        |   |      |       |
| 2008-12-01 | QWST   | Qwest Communications            | D | -2.95 | 0.60  |        |                        |   |      |       |
| 2008-12-01 | MWV    | MeadWestvaco                    | D | -2.94 | 0.40  |        |                        |   |      |       |
| 2008-12-01 | GS     | Goldman Sachs                   | D | -2.94 | 0.30  |        |                        |   |      |       |
| 2008-12-01 | WFM    | Whole Foods Market              | D | -2.97 | 0.20  |        |                        |   |      |       |
| 2008-12-01 | BBBY   | Bed Bath & Beyond               | D | -2.91 | 0.90  |        |                        |   |      |       |
| 2008-12-01 | SE     | Spectra Energy                  | D | -2.91 | 0.50  |        |                        |   |      |       |
| 2008-12-01 | BMY    | Bristol-myers Squibb            | D | -2.85 | 1.00  |        |                        |   |      |       |
| 2008-12-01 | DHI    | D.r. Horton                     | D | -2.93 | 0.30  |        |                        |   |      |       |
| 2008-12-01 | WYE    | Wyeth                           | D | -2.89 | 1.20  |        |                        |   |      |       |
| 2008-12-01 | TWX    | Time Warner                     | D | -2.92 | 1.10  |        |                        |   |      |       |
| 2008-12-01 | BEAM   | Beam Inc                        | D | -2.93 | 1.00  |        |                        |   |      |       |
| 2008-12-01 | NYT    | New York Times                  | D | -2.94 | 0.40  |        |                        |   |      |       |
| 2008-12-01 | USB    | Us Bancorp                      | D | -2.89 | 1.70  | 0R01   | Citigroup              | B | 1.08 | 1.70  |
| 2008-12-01 | HIG    | The Hartford Financial Services | D | -2.99 | 0.00  |        |                        |   |      |       |
| 2008-12-01 | MKC    | Mccormick                       | D | -2.89 | 0.50  | K      | Kellogg                | A | 2.14 | 0.50  |
| 2008-12-01 | XOM    | Exxon Mobil                     | D | -2.87 | 3.70  | SWN    | Southwestern Energy    | A | 2.33 | 3.70  |
| 2008-12-01 | HON    | Honeywell International         | D | -2.93 | 0.70  |        |                        |   |      |       |
| 2008-12-01 | VZ     | Verizon Communications          | D | -2.87 | 1.30  |        |                        |   |      |       |
| 2008-12-01 | CVX    | Chevron                         | D | -2.88 | 3.50  |        |                        |   |      |       |

| Date       | Ticker | Name                                  | R | SM    | W (%) | Ticker | Name                   | R | SM   | W (%) |
|------------|--------|---------------------------------------|---|-------|-------|--------|------------------------|---|------|-------|
| 2008-12-01 | UPS    | United Parcel Service                 | D | -2.87 | 1.10  | UNP    | Union Pacific          | A | 2.13 | 1.10  |
| 2008-12-01 | OZM    | Och-ziff Capital Management Group Llc | D | -2.97 | 0.10  |        |                        |   |      |       |
| 2008-12-01 | RDS.A  | Royal Dutch Shell Adr                 | D | -2.90 | 2.00  |        |                        |   |      |       |
| 2008-12-01 | TEL    | Te Connectivity                       | D | -2.93 | 0.20  |        |                        |   |      |       |
| 2008-12-01 | MDLZ   | Mondelez International                | D | -2.88 | 1.00  |        |                        |   |      |       |
| 2008-12-01 | ARNC   | Arconic                               | D | -2.97 | 0.40  |        |                        |   |      |       |
| 2009-01-01 | ADI    | Analog Devices                        | D | -2.91 | 0.80  |        |                        |   |      |       |
| 2009-01-01 | FE     | Firstenergy                           | D | -2.90 | 0.50  |        |                        |   |      |       |
| 2009-01-01 | SLM    | Slm                                   | D | -2.94 | 0.70  |        |                        |   |      |       |
| 2009-01-01 | AMAT   | Applied Materials                     | D | -2.91 | 0.30  |        |                        |   |      |       |
| 2009-01-01 | APC    | Anadarko Petroleum                    | D | -2.92 | 0.90  |        |                        |   |      |       |
| 2009-01-01 | ANTM   | Anthem                                | D | -2.88 | 0.60  | CEPH   | Cephalon               | A | 2.22 | 0.60  |
| 2009-01-01 | AVY    | Avery Dennison                        | D | -2.89 | 0.90  | ROH    | Rohm & Haas            | A | 2.23 | 0.90  |
| 2009-01-01 | AXP    | American Express                      | D | -2.94 | 0.90  |        |                        |   |      |       |
| 2009-01-01 | BA     | Boeing                                | D | -2.92 | 1.00  |        |                        |   |      |       |
| 2009-01-01 | BAC    | Bank Of America                       | D | -2.94 | 0.80  |        |                        |   |      |       |
| 2009-01-01 | XEL    | Xcel Energy                           | D | -2.86 | 0.90  | SO     | Southern               | B | 1.17 | 0.90  |
| 2009-01-01 | BDK    | Black & Decker                        | D | -2.90 | 0.40  | UST    | UST Inc                | A | 2.22 | 0.40  |
| 2009-01-01 | BK     | Bank Of New York Mellon               | D | -2.91 | 1.40  |        |                        |   |      |       |
| 2009-01-01 | CBE    | Cooper Industries                     | D | -2.90 | 0.50  | CHRW   | C.h.robinson Worldwide | B | 1.20 | 0.50  |
| 2009-01-01 | CL     | Colgate-palmolive                     | D | -2.86 | 0.10  | ADM    | Archer Daniels Midland | B | 1.31 | 0.10  |
| 2009-01-01 | MAR    | Marriott International                | D | -2.94 | 0.50  |        |                        |   |      |       |
| 2009-01-01 | COF    | Capital One Financial                 | D | -2.91 | 0.90  |        |                        |   |      |       |
| 2009-01-01 | CVC    | Cablevision Systems Corp              | D | -2.91 | 0.60  |        |                        |   |      |       |
| 2009-01-01 | DD     | E.i. Du Pont De Nemours               | D | -2.91 | 0.90  |        |                        |   |      |       |
| 2009-01-01 | DE     | Deere                                 | D | -2.93 | 0.90  |        |                        |   |      |       |
| 2009-01-01 | DELL   | Dell                                  | D | -2.93 | 0.60  |        |                        |   |      |       |
| 2009-01-01 | DIS    | Walt Disney                           | D | -2.89 | 1.10  | APOL   | Apollo Educat Grp      | A | 2.29 | 1.10  |
| 2009-01-01 | DUK    | Duke Energy                           | D | -2.87 | 0.80  |        |                        |   |      |       |
| 2009-01-01 | PGN    | Progress Energy                       | D | -2.85 | 0.90  |        |                        |   |      |       |
| 2009-01-01 | ETN    | Eaton                                 | D | -2.91 | 0.40  |        |                        |   |      |       |
| 2009-01-01 | FITB   | Fifth Third Bancorp                   | D | -2.97 | 0.50  |        |                        |   |      |       |
| 2009-01-01 | TGNA   | Tegna                                 | D | -2.98 | 0.10  |        |                        |   |      |       |
| 2009-01-01 | GE     | General Electric                      | D | -2.93 | 3.30  |        |                        |   |      |       |
| 2009-01-01 | GPC    | Genuine Parts                         | D | -2.85 | 0.70  |        |                        |   |      |       |
| 2009-01-01 | HAR    | Harman Ind Inc                        | D | -2.94 | 0.20  |        |                        |   |      |       |
| 2009-01-01 | HD     | The Home Depot                        | D | -2.87 | 1.80  | FDO    | Family Dollar Stores   | A | 2.27 | 1.80  |
| 2009-01-01 | HOG    | Harley-davidson                       | D | -2.93 | 0.40  |        |                        |   |      |       |
| 2009-01-01 | HRB    | H.& R.block                           | C | -1.86 | 0.70  | WMT    | Wal-mart Stores        | A | 2.22 | 0.70  |
| 2009-01-01 | HSY    | The Hershey International             | D | -2.86 | 1.90  |        |                        |   |      |       |
| 2009-01-01 | IFF    | Flavors & Fragrances International    | D | -2.89 | 0.80  |        |                        |   |      |       |
| 2009-01-01 | IP     | International Paper                   | D | -2.94 | 0.90  |        |                        |   |      |       |
| 2009-01-01 | ITW    | Illinois Tool Works                   | D | -2.89 | 1.30  | PTV    | Pactiv Corp            | B | 1.19 | 1.30  |
| 2009-01-01 | JNJ    | Johnson & Johnson                     | D | -2.86 | 1.20  | KG     | King Pharmaceuticals   | B | 1.22 | 1.20  |
| 2009-01-01 | KEY    | Keycorp                               | D | -2.90 | 0.50  | FHN    | First Horizon National | B | 1.36 | 0.50  |
| 2009-01-01 | KMB    | Kimberly-clark                        | D | -2.87 | 0.80  |        |                        |   |      |       |
| 2009-01-01 | LLY    | Eli Lilly                             | D | -2.89 | 1.30  | GILD   | Gilead Sciences        | B | 1.21 | 1.30  |
| 2009-01-01 | LM     | Legg Mason                            | D | -2.96 | 0.20  |        |                        |   |      |       |
| 2009-01-01 | LNC    | Lincoln National                      | D | -2.94 | 0.70  |        |                        |   |      |       |
| 2009-01-01 | MAS    | Masco                                 | D | -2.91 | 0.70  |        |                        |   |      |       |
| 2009-01-01 | MAT    | Mattel                                | D | -2.88 | 0.80  |        |                        |   |      |       |
| 2009-01-01 | MHFI   | McGraw Hill Fin                       | D | -2.92 | 1.10  |        |                        |   |      |       |
| 2009-01-01 | MI     | Marshall & Ilsley                     | D | -2.93 | 0.30  |        |                        |   |      |       |
| 2009-01-01 | MMC    | Marsh & McLennan Cos                  | D | -2.88 | 1.60  | CINF   | Cincinnati Financial   | B | 1.26 | 1.60  |

| Date       | Ticker | Name                                  | R | SM    | W (%) | Ticker | Name                | R | SM   | W (%) |
|------------|--------|---------------------------------------|---|-------|-------|--------|---------------------|---|------|-------|
| 2009-01-01 |        | Minnesota Mng.& Mfg                   | D | -2.90 | 1.70  | SHW    | Sherwin-williams    | B | 1.18 | 1.70  |
| 2009-01-01 | MRK    | Merck & Co                            | D | -2.92 | 1.40  |        |                     |   |      |       |
| 2009-01-01 | MSFT   | Microsoft                             | D | -2.90 | 1.40  | MFE    | McAfee              | B | 1.22 | 1.40  |
| 2009-01-01 | MUR    | Murphy Oil                            | D | -2.93 | 1.30  |        |                     |   |      |       |
| 2009-01-01 | NI     | Nisource                              | D | -2.90 | 0.90  |        |                     |   |      |       |
| 2009-01-01 | NUE    | Nucor                                 | D | -2.91 | 1.30  |        |                     |   |      |       |
| 2009-01-01 | NWL    | Newell Brands                         | D | -2.94 | 0.50  |        |                     |   |      |       |
| 2009-01-01 | PFE    | Pfizer                                | D | -2.84 | 1.50  | DGX    | Quest Diagnostics   | B | 1.20 | 1.50  |
| 2009-01-01 | PGR    | Progressive                           | D | -2.88 | 0.50  | AOC    | Aon plc             | B | 1.19 | 0.50  |
| 2009-01-01 | PNW    | Pinnacle West Capital                 | D | -2.85 | 0.60  |        |                     |   |      |       |
| 2009-01-01 | T      | At&t                                  | D | -2.88 | 2.70  |        |                     |   |      |       |
| 2009-01-01 | SLB    | Schlumberger                          | D | -2.94 | 0.60  |        |                     |   |      |       |
| 2009-01-01 | BP     | Bp Adr                                | D | -2.90 | 1.40  | SWN    | Southwestern Energy | A | 2.33 | 1.40  |
| 2009-01-01 | STI    | Suntrust Banks                        | D | -2.92 | 1.20  |        |                     |   |      |       |
| 2009-01-01 | TE     | Teco Energy                           | D | -2.91 | 0.20  |        |                     |   |      |       |
| 2009-01-01 | TIF    | Tiffany                               | D | -2.93 | 0.50  |        |                     |   |      |       |
| 2009-01-01 | USG    | Usg                                   | D | -2.97 | 0.20  |        |                     |   |      |       |
| 2009-01-01 | WFC    | Wells Fargo                           | C | -1.88 | 2.20  |        |                     |   |      |       |
| 2009-01-01 | WHR    | Whirlpool                             | D | -2.92 | 0.80  |        |                     |   |      |       |
| 2009-01-01 | WY     | Weyerhaeuser                          | D | -2.92 | 0.30  |        |                     |   |      |       |
| 2009-01-01 | JNS    | Janus Capital                         | D | -2.95 | 0.20  |        |                     |   |      |       |
| 2009-01-01 | INTC   | Intel                                 | D | -2.90 | 0.60  |        |                     |   |      |       |
| 2009-01-01 | ETR    | Entergy                               | D | -2.89 | 0.80  |        |                     |   |      |       |
| 2009-01-01 | ALU    | Alcatel-lucent                        | D | -2.94 | 0.10  |        |                     |   |      |       |
| 2009-01-01 | S      | Sprint Nextel                         | D | -2.99 | 0.20  |        |                     |   |      |       |
| 2009-01-01 | MGM    | Mgm Resorts International             | D | -2.98 | 0.40  |        |                     |   |      |       |
| 2009-01-01 | CSCO   | Cisco Systems                         | D | -2.90 | 0.40  |        |                     |   |      |       |
| 2009-01-01 | EBAY   | Ebay                                  | D | -2.93 | 0.50  |        |                     |   |      |       |
| 2009-01-01 | FD     | Macy's                                | D | -2.96 | 0.30  |        |                     |   |      |       |
| 2009-01-01 | CBS    | Cbs                                   | D | -2.96 | 0.20  |        |                     |   |      |       |
| 2009-01-01 | BJS    | BJ Services Co                        | D | -2.94 | 0.20  |        |                     |   |      |       |
| 2009-01-01 | QWST   | Qwest Communications                  | D | -2.94 | 0.70  |        |                     |   |      |       |
| 2009-01-01 | MWV    | MeadWestvaco                          | D | -2.93 | 0.40  |        |                     |   |      |       |
| 2009-01-01 | GS     | Goldman Sachs                         | D | -2.92 | 0.90  |        |                     |   |      |       |
| 2009-01-01 | VOD    | Vodafone                              | D | -2.88 | 0.40  |        |                     |   |      |       |
| 2009-01-01 | CNX    | Consol Energy                         | D | -2.96 | 0.30  |        |                     |   |      |       |
| 2009-01-01 | WFM    | Whole Foods Market                    | D | -2.97 | 0.10  |        |                     |   |      |       |
| 2009-01-01 | BBBY   | Bed Bath & Beyond                     | D | -2.87 | 1.20  | AZO    | Autozone            | B | 1.20 | 1.20  |
| 2009-01-01 | NRG    | Nrg Energy                            | D | -2.91 | 0.20  |        |                     |   |      |       |
| 2009-01-01 | JPM    | Jpmorgan Chase                        | D | -2.89 | 3.60  |        |                     |   |      |       |
| 2009-01-01 | SE     | Spectra Energy                        | D | -2.91 | 0.40  |        |                     |   |      |       |
| 2009-01-01 | DHI    | D.r. Horton                           | D | -2.92 | 0.20  |        |                     |   |      |       |
| 2009-01-01 | WYE    | Wyeth                                 | D | -2.87 | 1.40  |        |                     |   |      |       |
| 2009-01-01 | TWX    | Time Warner                           | D | -2.90 | 1.20  |        |                     |   |      |       |
| 2009-01-01 | BEAM   | Beam Inc                              | D | -2.92 | 1.50  |        |                     |   |      |       |
| 2009-01-01 | NYT    | New York Times                        | D | -2.94 | 0.40  |        |                     |   |      |       |
| 2009-01-01 | EL     | Estee Lauder Companies                | D | -2.90 | 0.10  |        |                     |   |      |       |
| 2009-01-01 | C      | Citigroup                             | D | -2.95 | 0.30  |        |                     |   |      |       |
| 2009-01-01 | MKC    | Mccormick                             | D | -2.87 | 0.50  |        |                     |   |      |       |
| 2009-01-01 | HON    | Honeywell International               | D | -2.91 | 0.80  |        |                     |   |      |       |
| 2009-01-01 | VZ     | Verizon Communications                | D | -2.85 | 1.40  |        |                     |   |      |       |
| 2009-01-01 | CVX    | Chevron                               | D | -2.88 | 3.50  |        |                     |   |      |       |
| 2009-01-01 | UPS    | United Parcel Service                 | D | -2.87 | 1.10  |        |                     |   |      |       |
| 2009-01-01 | OZM    | Och-ziff Capital Management Group Llc | D | -2.97 | 0.10  |        |                     |   |      |       |
| 2009-01-01 | RDS.A  | Royal Dutch Shell Adr                 | D | -2.89 | 2.40  |        |                     |   |      |       |
| 2009-01-01 | TEL    | Te Connectivity                       | D | -2.93 | 0.40  |        |                     |   |      |       |
| 2009-01-01 | MDLZ   | Mondelez International                | D | -2.87 | 1.00  |        |                     |   |      |       |
| 2009-02-02 | ADI    | Analog Devices                        | D | -2.91 | 0.90  |        |                     |   |      |       |
| 2009-02-02 | FE     | Firstenergy                           | D | -2.90 | 0.60  | NEE    | Nextera Energy      | B | 1.23 | 0.60  |
| 2009-02-02 | AMAT   | Applied Materials                     | D | -2.92 | 0.40  |        |                     |   |      |       |



| Date       | Ticker | Name                               | R | SM    | W (%) | Ticker | Name                      | R | SM   | W (%) |
|------------|--------|------------------------------------|---|-------|-------|--------|---------------------------|---|------|-------|
| 2009-02-02 | APC    | Anadarko Petroleum                 | D | -2.92 | 1.00  |        |                           |   |      |       |
| 2009-02-02 | ANTM   | Anthem                             | D | -2.88 | 0.70  | UNH    | Unitedhealth              | A | 2.30 | 0.70  |
| 2009-02-02 | AVY    | Avery Dennison                     | D | -2.92 | 0.80  |        |                           |   |      |       |
| 2009-02-02 | AXP    | American Express                   | D | -2.94 | 1.00  |        |                           |   |      |       |
| 2009-02-02 | BA     | Boeing                             | D | -2.92 | 1.10  |        |                           |   |      |       |
| 2009-02-02 | BAC    | Bank Of America                    | D | -2.97 | 0.40  |        |                           |   |      |       |
| 2009-02-02 | XEL    | Xcel Energy                        | D | -2.86 | 1.00  | PEG    | Public Service Enterprise | B | 1.21 | 1.00  |
| 2009-02-02 | BDK    | Black & Decker                     | D | -2.93 | 0.30  |        |                           |   |      |       |
| 2009-02-02 | BK     | Bank Of New York Mellon            | D | -2.91 | 1.60  |        |                           |   |      |       |
| 2009-02-02 | CB     | Chubb Corp                         | D | -2.86 | 0.60  | FHN    | First Horizon National    | B | 1.31 | 0.60  |
| 2009-02-02 | CBE    | Cooper Industries                  | D | -2.91 | 0.60  |        |                           |   |      |       |
| 2009-02-02 | CL     | Colgate-palmolive                  | D | -2.87 | 0.10  | ADM    | Archer Daniels Midland    | B | 1.30 | 0.10  |
| 2009-02-02 | MAR    | Marriott International             | D | -2.95 | 0.50  |        |                           |   |      |       |
| 2009-02-02 | COF    | Capital One Financial              | D | -2.95 | 0.50  |        |                           |   |      |       |
| 2009-02-02 | CVC    | Cablevision Systems Corp           | D | -2.92 | 0.60  |        |                           |   |      |       |
| 2009-02-02 | DD     | E.i. Du Pont De Nemours            | D | -2.92 | 0.90  |        |                           |   |      |       |
| 2009-02-02 | DE     | Deere                              | D | -2.94 | 0.90  |        |                           |   |      |       |
| 2009-02-02 | DELL   | Dell                               | D | -2.94 | 0.60  |        |                           |   |      |       |
| 2009-02-02 | DIS    | Walt Disney                        | D | -2.90 | 1.10  |        |                           |   |      |       |
| 2009-02-02 | DUK    | Duke Energy                        | D | -2.87 | 0.90  | ED     | Consolidated Edison       | B | 1.18 | 0.90  |
| 2009-02-02 | PGN    | Progress Energy                    | D | -2.85 | 1.00  | SO     | Southern                  | B | 1.16 | 1.00  |
| 2009-02-02 | ETN    | Eaton                              | D | -2.93 | 0.40  |        |                           |   |      |       |
| 2009-02-02 | TRV    | Travelers Companies                | D | -2.86 | 0.70  | CINF   | Cincinnati Financial      | B | 1.19 | 0.70  |
| 2009-02-02 | FITB   | Fifth Third Bancorp                | D | -2.99 | 0.10  |        |                           |   |      |       |
| 2009-02-02 | TGNA   | Tegna                              | D | -2.99 | 0.10  |        |                           |   |      |       |
| 2009-02-02 | GE     | General Electric                   | D | -2.95 | 2.70  |        |                           |   |      |       |
| 2009-02-02 | GPC    | Genuine Parts                      | D | -2.88 | 0.60  | TAP    | Molson Coors Brewing      | B | 1.19 | 0.60  |
| 2009-02-02 | HAR    | Harman Ind Inc                     | D | -2.94 | 0.30  |        |                           |   |      |       |
| 2009-02-02 | HD     | The Home Depot                     | D | -2.86 | 1.90  | APOL   | Apollo Educat Grp         | A | 2.33 | 1.90  |
| 2009-02-02 | HOG    | Harley-davidson                    | D | -2.95 | 0.30  |        |                           |   |      |       |
| 2009-02-02 | HRB    | H.& R.block                        | C | -1.87 | 0.80  | FDO    | Family Dollar Stores      | A | 2.29 | 0.80  |
| 2009-02-02 | IFF    | International Flavors & Fragrances | D | -2.89 | 0.80  | ROH    | Rohm & Haas               | A | 2.19 | 0.80  |
| 2009-02-02 | IP     | International Paper                | D | -2.96 | 0.70  |        |                           |   |      |       |
| 2009-02-02 | ITW    | Illinois Tool Works                | D | -2.90 | 1.40  |        |                           |   |      |       |
| 2009-02-02 | JNJ    | Johnson & Johnson                  | D | -2.87 | 1.30  | CEPH   | Cephalon                  | A | 2.23 | 1.30  |
| 2009-02-02 | KEY    | Keycorp                            | D | -2.91 | 0.40  |        |                           |   |      |       |
| 2009-02-02 | KMB    | Kimberly-clark                     | D | -2.87 | 0.90  | PHM    | Pultegroup                | B | 1.17 | 0.90  |
| 2009-02-02 | LLY    | Eli Lilly                          | D | -2.90 | 1.30  | MYL    | Mylan N.V.                | B | 1.33 | 1.30  |
| 2009-02-02 | LM     | Legg Mason                         | D | -2.97 | 0.10  |        |                           |   |      |       |
| 2009-02-02 | LNC    | Lincoln National                   | D | -2.95 | 0.60  |        |                           |   |      |       |
| 2009-02-02 | MAS    | Masco                              | D | -2.93 | 0.60  |        |                           |   |      |       |
| 2009-02-02 | MAT    | Mattel                             | D | -2.91 | 0.70  |        |                           |   |      |       |
| 2009-02-02 | MHFI   | McGraw Hill Fin                    | D | -2.92 | 1.20  |        |                           |   |      |       |
| 2009-02-02 | MI     | Marshall & Ilsley                  | D | -2.98 | 0.10  |        |                           |   |      |       |
| 2009-02-02 | MMC    | Marsh & McLennan Cos               | D | -2.90 | 1.50  |        |                           |   |      |       |
| 2009-02-02 |        | Minnesota Mng.& Mfg                | D | -2.91 | 1.70  |        |                           |   |      |       |
| 2009-02-02 | MRK    | Merck & Co                         | D | -2.92 | 1.50  |        |                           |   |      |       |
| 2009-02-02 | MSFT   | Microsoft                          | D | -2.91 | 1.40  |        |                           |   |      |       |
| 2009-02-02 | MUR    | Murphy Oil                         | D | -2.93 | 1.40  |        |                           |   |      |       |
| 2009-02-02 | NI     | Nisource                           | D | -2.91 | 0.90  |        |                           |   |      |       |
| 2009-02-02 | NUE    | Nucor                              | D | -2.92 | 1.30  |        |                           |   |      |       |
| 2009-02-02 | NWL    | Newell Brands                      | D | -2.95 | 0.50  |        |                           |   |      |       |
| 2009-02-02 | PFE    | Pfizer                             | D | -2.87 | 1.50  | HUM    | Humana                    | B | 1.27 | 1.50  |
| 2009-02-02 | PGR    | Progressive                        | D | -2.90 | 0.50  |        |                           |   |      |       |
| 2009-02-02 | T      | At&t                               | D | -2.90 | 2.70  | WMT    | Wal-mart Stores           | A | 2.18 | 2.70  |

| Date       | Ticker | Name                                  | R | SM    | W (%) | Ticker | Name                   | R | SM   | W (%) |
|------------|--------|---------------------------------------|---|-------|-------|--------|------------------------|---|------|-------|
| 2009-02-02 | SLB    | Schlumberger                          | D | -2.94 | 0.70  |        |                        |   |      |       |
| 2009-02-02 | BP     | Bp Adr                                | D | -2.91 | 1.40  |        |                        |   |      |       |
| 2009-02-02 | STI    | Suntrust Banks                        | D | -2.97 | 0.50  |        |                        |   |      |       |
| 2009-02-02 | TE     | Teco Energy                           | D | -2.91 | 0.20  |        |                        |   |      |       |
| 2009-02-02 | TIF    | Tiffany                               | D | -2.94 | 0.50  |        |                        |   |      |       |
| 2009-02-02 | USG    | Usg                                   | D | -2.97 | 0.20  |        |                        |   |      |       |
| 2009-02-02 | VMC    | Vulcan Materials Co                   | D | -2.89 | 1.00  | BLL    | Ball                   | B | 1.23 | 1.00  |
| 2009-02-02 | WFC    | Wells Fargo                           | D | -2.92 | 1.60  |        |                        |   |      |       |
| 2009-02-02 | WHR    | Whirlpool                             | D | -2.94 | 0.80  |        |                        |   |      |       |
| 2009-02-02 | WY     | Weyerhaeuser                          | D | -2.93 | 0.30  |        |                        |   |      |       |
| 2009-02-02 | JNS    | Janus Capital                         | D | -2.97 | 0.10  |        |                        |   |      |       |
| 2009-02-02 | INTC   | Intel                                 | D | -2.91 | 0.60  |        |                        |   |      |       |
| 2009-02-02 | ETR    | Entergy                               | D | -2.90 | 0.80  |        |                        |   |      |       |
| 2009-02-02 | ALU    | Alcatel-lucent                        | D | -2.94 | 0.10  |        |                        |   |      |       |
| 2009-02-02 | S      | Sprint Nextel                         | D | -2.98 | 0.30  |        |                        |   |      |       |
| 2009-02-02 | MGM    | Mgm Resorts International             | D | -2.99 | 0.30  |        |                        |   |      |       |
| 2009-02-02 | CSCO   | Cisco Systems                         | D | -2.91 | 0.40  |        |                        |   |      |       |
| 2009-02-02 | EBAY   | Ebay                                  | D | -2.94 | 0.50  |        |                        |   |      |       |
| 2009-02-02 | FD     | Macy's                                | D | -2.97 | 0.30  |        |                        |   |      |       |
| 2009-02-02 | CBS    | Cbs                                   | D | -2.97 | 0.20  |        |                        |   |      |       |
| 2009-02-02 | BJS    | BJ Services Co                        | D | -2.95 | 0.20  |        |                        |   |      |       |
| 2009-02-02 | MWV    | MeadWestvaco                          | D | -2.93 | 0.50  |        |                        |   |      |       |
| 2009-02-02 | GS     | Goldman Sachs                         | D | -2.93 | 1.00  |        |                        |   |      |       |
| 2009-02-02 | CNX    | Consol Energy                         | D | -2.96 | 0.40  |        |                        |   |      |       |
| 2009-02-02 | WFM    | Whole Foods Market                    | D | -2.97 | 0.10  |        |                        |   |      |       |
| 2009-02-02 | BBBY   | Bed Bath & Beyond                     | D | -2.89 | 1.20  | AZO    | Autozone               | A | 2.19 | 1.20  |
| 2009-02-02 | NRG    | Nrg Energy                            | D | -2.91 | 0.20  |        |                        |   |      |       |
| 2009-02-02 | JPM    | Jpmorgan Chase                        | D | -2.92 | 3.30  |        |                        |   |      |       |
| 2009-02-02 | SE     | Spectra Energy                        | D | -2.92 | 0.40  |        |                        |   |      |       |
| 2009-02-02 | DHI    | D.r. Horton                           | D | -2.93 | 0.20  |        |                        |   |      |       |
| 2009-02-02 | TWX    | Time Warner                           | D | -2.91 | 1.30  |        |                        |   |      |       |
| 2009-02-02 | BEAM   | Beam Inc                              | D | -2.94 | 1.30  |        |                        |   |      |       |
| 2009-02-02 | NYT    | New York Times                        | D | -2.96 | 0.30  |        |                        |   |      |       |
| 2009-02-02 | EL     | Estee Lauder Companies                | D | -2.92 | 0.10  |        |                        |   |      |       |
| 2009-02-02 | C      | Citigroup                             | D | -2.97 | 0.20  |        |                        |   |      |       |
| 2009-02-02 | MKC    | Mccormick                             | D | -2.87 | 0.60  | DRI    | Darden Restaurants     | B | 1.32 | 0.60  |
| 2009-02-02 | HON    | Honeywell International               | D | -2.92 | 0.90  |        |                        |   |      |       |
| 2009-02-02 | CVX    | Chevron                               | D | -2.89 | 3.80  | TSO    | Tesoro                 | B | 1.40 | 3.80  |
| 2009-02-02 | UPS    | United Parcel Service                 | D | -2.90 | 0.90  | WM     | Waste Management       | B | 1.20 | 0.90  |
| 2009-02-02 | OZM    | Och-ziff Capital Management Group Llc | D | -2.97 | 0.10  |        |                        |   |      |       |
| 2009-02-02 | RDS.A  | Royal Dutch Shell Adr                 | D | -2.90 | 2.60  | EQT    | Eqst                   | B | 1.25 | 2.60  |
| 2009-02-02 | TEL    | Te Connectivity                       | D | -2.94 | 0.30  |        |                        |   |      |       |
| 2009-02-02 | MDLZ   | Mondelez International                | D | -2.87 | 1.10  | NEM    | Newmont Mining         | B | 1.30 | 1.10  |
| 2009-03-02 | ADI    | Analog Devices                        | D | -2.92 | 1.00  |        |                        |   |      |       |
| 2009-03-02 | FE     | Firstenergy                           | D | -2.92 | 0.60  |        |                        |   |      |       |
| 2009-03-02 | AMAT   | Applied Materials                     | D | -2.92 | 0.40  |        |                        |   |      |       |
| 2009-03-02 | AVY    | Avery Dennison                        | D | -2.94 | 0.70  |        |                        |   |      |       |
| 2009-03-02 | AXP    | American Express                      | D | -2.96 | 0.80  |        |                        |   |      |       |
| 2009-03-02 | BA     | Boeing                                | D | -2.94 | 1.00  |        |                        |   |      |       |
| 2009-03-02 | BAC    | Bank Of America                       | D | -2.98 | 0.30  |        |                        |   |      |       |
| 2009-03-02 | BDK    | Black & Decker                        | D | -2.94 | 0.30  |        |                        |   |      |       |
| 2009-03-02 | BK     | Bank Of New York Mellon               | D | -2.93 | 1.50  |        |                        |   |      |       |
| 2009-03-02 | CB     | Chubb Corp                            | D | -2.88 | 0.60  | MS     | Morgan Stanley         | B | 1.33 | 0.60  |
| 2009-03-02 | CBE    | Cooper Industries                     | D | -2.93 | 0.50  |        |                        |   |      |       |
| 2009-03-02 | CL     | Colgate-palmolive                     | D | -2.88 | 0.20  | ADM    | Archer Daniels Midland | A | 2.28 | 0.20  |
| 2009-03-02 | MAR    | Marriott International                | D | -2.96 | 0.50  |        |                        |   |      |       |
| 2009-03-02 | COF    | Capital One Financial                 | D | -2.97 | 0.40  |        |                        |   |      |       |
| 2009-03-02 | CVC    | Cablevision Systems Corp              | D | -2.94 | 0.60  |        |                        |   |      |       |

| Date       | Ticker | Name                               | R | SM    | W (%) | Ticker | Name                 | R | SM   | W (%) |
|------------|--------|------------------------------------|---|-------|-------|--------|----------------------|---|------|-------|
| 2009-03-02 | DD     | E.i. Du Pont De Nemours            | D | -2.94 | 0.90  |        |                      |   |      |       |
| 2009-03-02 | DE     | Deere                              | D | -2.96 | 0.80  |        |                      |   |      |       |
| 2009-03-02 | DELL   | Dell                               | D | -2.95 | 0.70  |        |                      |   |      |       |
| 2009-03-02 | DIS    | Walt Disney                        | D | -2.92 | 1.10  |        |                      |   |      |       |
| 2009-03-02 | DUK    | Duke Energy                        | D | -2.88 | 1.00  | CMS    | Cms Energy           | B | 1.21 | 1.00  |
| 2009-03-02 | PGN    | Progress Energy                    | D | -2.87 | 1.10  | NEE    | Nextera Energy       | B | 1.20 | 1.10  |
| 2009-03-02 | ETN    | Eaton                              | D | -2.94 | 0.40  |        |                      |   |      |       |
| 2009-03-02 | FITB   | Fifth Third Bancorp                | D | -2.99 | 0.10  |        |                      |   |      |       |
| 2009-03-02 | TGNA   | Tegna                              | D | -2.99 | 0.10  |        |                      |   |      |       |
| 2009-03-02 | GE     | General Electric                   | D | -2.97 | 2.10  |        |                      |   |      |       |
| 2009-03-02 | GPC    | Genuine Parts                      | D | -2.90 | 0.70  | TAP    | Molson Coors Brewing | B | 1.17 | 0.70  |
| 2009-03-02 | HAR    | Harman Ind Inc                     | D | -2.96 | 0.20  |        |                      |   |      |       |
| 2009-03-02 | HOG    | Harley-davidson                    | D | -2.96 | 0.30  |        |                      |   |      |       |
| 2009-03-02 | HSY    | The Hershey International          | D | -2.85 | 2.60  | PHM    | Pultegroup           | B | 1.14 | 2.60  |
| 2009-03-02 | IFF    | Flavors & Fragrances International | D | -2.90 | 0.90  |        |                      |   |      |       |
| 2009-03-02 | IP     | Paper                              | D | -2.97 | 0.50  |        |                      |   |      |       |
| 2009-03-02 | ITW    | Illinois Tool Works                | D | -2.92 | 1.40  |        |                      |   |      |       |
| 2009-03-02 | JNJ    | Johnson & Johnson                  | D | -2.89 | 1.30  | CEPH   | Cephalon             | A | 2.18 | 1.30  |
| 2009-03-02 | KEY    | Keycorp                            | D | -2.92 | 0.50  |        |                      |   |      |       |
| 2009-03-02 | KMB    | Kimberly-clark                     | D | -2.88 | 1.00  | APOL   | Apollo Educat Grp    | A | 2.27 | 1.00  |
| 2009-03-02 | LLY    | Eli Lilly                          | D | -2.92 | 1.20  |        |                      |   |      |       |
| 2009-03-02 | LM     | Legg Mason                         | D | -2.98 | 0.10  |        |                      |   |      |       |
| 2009-03-02 | LNC    | Lincoln National                   | D | -2.98 | 0.40  |        |                      |   |      |       |
| 2009-03-02 | MAS    | Masco                              | D | -2.96 | 0.40  |        |                      |   |      |       |
| 2009-03-02 | MAT    | Mattel                             | D | -2.91 | 0.80  |        |                      |   |      |       |
| 2009-03-02 | MHFI   | McGraw Hill Fin                    | D | -2.93 | 1.10  |        |                      |   |      |       |
| 2009-03-02 | MI     | Marshall & Ilsley                  | D | -2.98 | 0.10  |        |                      |   |      |       |
| 2009-03-02 | MMC    | Marsh & McLennan Cos               | D | -2.91 | 1.70  |        |                      |   |      |       |
| 2009-03-02 |        | Minnesota Mng.& Mfg                | D | -2.93 | 1.80  |        |                      |   |      |       |
| 2009-03-02 | MRK    | Merck & Co                         | D | -2.94 | 1.50  |        |                      |   |      |       |
| 2009-03-02 | MSFT   | Microsoft                          | D | -2.92 | 1.60  |        |                      |   |      |       |
| 2009-03-02 | MUR    | Murphy Oil                         | D | -2.94 | 1.50  |        |                      |   |      |       |
| 2009-03-02 | NI     | Nisource                           | D | -2.92 | 1.00  |        |                      |   |      |       |
| 2009-03-02 | NUE    | Nucor                              | D | -2.94 | 1.20  |        |                      |   |      |       |
| 2009-03-02 | NWL    | Newell Brands                      | D | -2.97 | 0.40  |        |                      |   |      |       |
| 2009-03-02 | PFE    | Pfizer                             | D | -2.90 | 1.40  | UNH    | Unitedhealth         | A | 2.18 | 1.40  |
| 2009-03-02 | PGR    | Progressive                        | D | -2.91 | 0.50  |        |                      |   |      |       |
| 2009-03-02 | T      | At&t                               | D | -2.91 | 3.00  |        |                      |   |      |       |
| 2009-03-02 | SLB    | Schlumberger                       | D | -2.95 | 0.70  |        |                      |   |      |       |
| 2009-03-02 | BP     | Bp Adr                             | D | -2.92 | 1.40  |        |                      |   |      |       |
| 2009-03-02 | STI    | Suntrust Banks                     | D | -2.97 | 0.60  |        |                      |   |      |       |
| 2009-03-02 | TE     | Teco Energy                        | D | -2.93 | 0.20  |        |                      |   |      |       |
| 2009-03-02 | TIF    | Tiffany                            | D | -2.95 | 0.50  |        |                      |   |      |       |
| 2009-03-02 | USG    | Usg                                | D | -2.98 | 0.20  |        |                      |   |      |       |
| 2009-03-02 | VMC    | Vulcan Materials Co                | D | -2.91 | 1.00  |        |                      |   |      |       |
| 2009-03-02 | WFC    | Wells Fargo                        | D | -2.95 | 1.10  |        |                      |   |      |       |
| 2009-03-02 | WHR    | Whirlpool                          | D | -2.96 | 0.60  |        |                      |   |      |       |
| 2009-03-02 | WY     | Weyerhaeuser                       | D | -2.94 | 0.30  |        |                      |   |      |       |
| 2009-03-02 | JNS    | Janus Capital                      | D | -2.98 | 0.10  |        |                      |   |      |       |
| 2009-03-02 | INTC   | Intel                              | D | -2.92 | 0.70  |        |                      |   |      |       |
| 2009-03-02 | ETR    | Entergy                            | D | -2.91 | 0.90  |        |                      |   |      |       |
| 2009-03-02 | ALU    | Alcatel-lucent                     | D | -2.96 | 0.10  |        |                      |   |      |       |
| 2009-03-02 | S      | Sprint Nextel                      | D | -2.98 | 0.40  |        |                      |   |      |       |
| 2009-03-02 | MGM    | Mgm Resorts International          | D | -2.99 | 0.10  |        |                      |   |      |       |
| 2009-03-02 | CSCO   | Cisco Systems                      | D | -2.91 | 0.40  |        |                      |   |      |       |
| 2009-03-02 | EBAY   | Ebay                               | D | -2.95 | 0.50  |        |                      |   |      |       |
| 2009-03-02 | FD     | Macy's                             | D | -2.97 | 0.30  |        |                      |   |      |       |
| 2009-03-02 | CBS    | Cbs                                | D | -2.98 | 0.10  |        |                      |   |      |       |
| 2009-03-02 | BJS    | BJ Services Co                     | D | -2.96 | 0.20  |        |                      |   |      |       |
| 2009-03-02 | MWV    | MeadWestvaco                       | D | -2.95 | 0.40  |        |                      |   |      |       |
| 2009-03-02 | GS     | Goldman Sachs                      | D | -2.92 | 1.30  |        |                      |   |      |       |
| 2009-03-02 | CNX    | Consol Energy                      | D | -2.97 | 0.40  |        |                      |   |      |       |
| 2009-03-02 | BBBY   | Bed Bath & Beyond                  | D | -2.90 | 1.30  | FDO    | Family Dollar Stores | A | 2.29 | 1.30  |

| Date       | Ticker | Name                                  | R | SM    | W (%) | Ticker | Name                   | R | SM   | W (%) |
|------------|--------|---------------------------------------|---|-------|-------|--------|------------------------|---|------|-------|
| 2009-03-02 | JPM    | Jpmorgan Chase                        | D | -2.93 | 3.40  |        |                        |   |      |       |
| 2009-03-02 | SE     | Spectra Energy                        | D | -2.93 | 0.50  |        |                        |   |      |       |
| 2009-03-02 | TWX    | Time Warner                           | D | -2.93 | 1.20  |        |                        |   |      |       |
| 2009-03-02 | BEAM   | Beam Inc                              | D | -2.96 | 1.10  |        |                        |   |      |       |
| 2009-03-02 | NYT    | New York Times                        | D | -2.97 | 0.30  |        |                        |   |      |       |
| 2009-03-02 | EL     | Estee Lauder Companies                | D | -2.93 | 0.10  |        |                        |   |      |       |
| 2009-03-02 | C      | Citigroup                             | D | -2.99 | 0.10  |        |                        |   |      |       |
| 2009-03-02 | MKC    | Mccormick                             | D | -2.88 | 0.70  | AZO    | Autozone               | A | 2.20 | 0.70  |
| 2009-03-02 | XOM    | Exxon Mobil                           | D | -2.87 | 4.30  | TSO    | Tesoro                 | B | 1.33 | 4.30  |
| 2009-03-02 | HON    | Honeywell International               | D | -2.93 | 0.90  |        |                        |   |      |       |
| 2009-03-02 | CVX    | Chevron                               | D | -2.91 | 3.80  |        |                        |   |      |       |
| 2009-03-02 | UPS    | United Parcel Service                 | D | -2.91 | 1.10  |        |                        |   |      |       |
| 2009-03-02 | OZM    | Och-ziff Capital Management Group Llc | D | -2.97 | 0.10  |        |                        |   |      |       |
| 2009-03-02 | RDS.A  | Royal Dutch Shell Adr                 | D | -2.92 | 2.50  |        |                        |   |      |       |
| 2009-03-02 | TEL    | Te Connectivity                       | D | -2.96 | 0.30  |        |                        |   |      |       |
| 2009-03-02 | MDLZ   | Mondelez International                | D | -2.89 | 1.10  | ROH    | Rohm & Haas            | A | 2.20 | 1.10  |
| 2009-04-01 | ADI    | Analog Devices                        | D | -2.91 | 0.90  |        |                        |   |      |       |
| 2009-04-01 | FE     | Firstenergy                           | D | -2.92 | 0.40  |        |                        |   |      |       |
| 2009-04-01 | SLM    | Slm                                   | D | -2.93 | 0.40  |        |                        |   |      |       |
| 2009-04-01 | AVY    | Avery Dennison                        | D | -2.92 | 0.70  |        |                        |   |      |       |
| 2009-04-01 | AXP    | American Express                      | D | -2.95 | 1.30  |        |                        |   |      |       |
| 2009-04-01 | BA     | Boeing                                | D | -2.93 | 1.10  |        |                        |   |      |       |
| 2009-04-01 | BAC    | Bank Of America                       | D | -2.97 | 1.60  |        |                        |   |      |       |
| 2009-04-01 | BDK    | Black & Decker                        | D | -2.92 | 0.40  |        |                        |   |      |       |
| 2009-04-01 | BK     | Bank Of New York Mellon               | D | -2.91 | 1.80  |        |                        |   |      |       |
| 2009-04-01 | CB     | Chubb Corp                            | D | -2.86 | 0.60  | MS     | Morgan Stanley         | B | 1.43 | 0.60  |
| 2009-04-01 | CBE    | Cooper Industries                     | D | -2.91 | 0.60  |        |                        |   |      |       |
| 2009-04-01 | MAR    | Marriott International                | D | -2.95 | 0.70  |        |                        |   |      |       |
| 2009-04-01 | COF    | Capital One Financial                 | D | -2.96 | 0.40  |        |                        |   |      |       |
| 2009-04-01 | CVC    | Cablevision Systems Corp              | D | -2.93 | 0.60  |        |                        |   |      |       |
| 2009-04-01 | DD     | E.i. Du Pont De Nemours               | D | -2.92 | 1.00  |        |                        |   |      |       |
| 2009-04-01 | DE     | Deere                                 | D | -2.94 | 1.10  |        |                        |   |      |       |
| 2009-04-01 | DELL   | Dell                                  | D | -2.94 | 0.70  |        |                        |   |      |       |
| 2009-04-01 | DIS    | Walt Disney                           | D | -2.91 | 1.10  |        |                        |   |      |       |
| 2009-04-01 | DUK    | Duke Energy                           | D | -2.87 | 0.90  | NEE    | Nextera Energy         | B | 1.23 | 0.90  |
| 2009-04-01 | PGN    | Progress Energy                       | D | -2.87 | 1.00  | CMS    | Cms Energy             | B | 1.23 | 1.00  |
| 2009-04-01 | ETN    | Eaton                                 | D | -2.94 | 0.30  |        |                        |   |      |       |
| 2009-04-01 | FITB   | Fifth Third Bancorp                   | D | -2.99 | 0.10  |        |                        |   |      |       |
| 2009-04-01 | GE     | General Electric                      | D | -2.96 | 2.50  |        |                        |   |      |       |
| 2009-04-01 | GPC    | Genuine Parts                         | D | -2.88 | 0.60  | ADM    | Archer Daniels Midland | A | 2.31 | 0.60  |
| 2009-04-01 | HAR    | Harman Ind Inc                        | D | -2.95 | 0.20  |        |                        |   |      |       |
| 2009-04-01 | HOG    | Harley-davidson                       | D | -2.95 | 0.40  |        |                        |   |      |       |
| 2009-04-01 | HRB    | H.& R.block International             | D | -2.87 | 0.50  | DRI    | Darden Restaurants     | A | 2.43 | 0.50  |
| 2009-04-01 | IP     | Paper                                 | D | -2.96 | 0.70  |        |                        |   |      |       |
| 2009-04-01 | ITW    | Illinois Tool Works                   | D | -2.91 | 1.40  |        |                        |   |      |       |
| 2009-04-01 | JNJ    | Johnson & Johnson                     | D | -2.88 | 1.20  | MYL    | Mylan N.V.             | A | 2.39 | 1.20  |
| 2009-04-01 | KEY    | Keycorp                               | D | -2.90 | 0.50  | NTRS   | Northern Trust         | B | 1.28 | 0.50  |
| 2009-04-01 | KMB    | Kimberly-clark                        | D | -2.88 | 0.90  | TSN    | Tyson Foods            | B | 1.37 | 0.90  |
| 2009-04-01 | LLY    | Eli Lilly                             | D | -2.91 | 1.20  |        |                        |   |      |       |
| 2009-04-01 | LM     | Legg Mason                            | D | -2.97 | 0.30  |        |                        |   |      |       |
| 2009-04-01 | LNC    | Lincoln National                      | D | -2.98 | 0.40  |        |                        |   |      |       |
| 2009-04-01 | LUV    | Southwest Airlines                    | D | -2.93 | 0.60  |        |                        |   |      |       |
| 2009-04-01 | MAS    | Masco                                 | D | -2.94 | 0.50  |        |                        |   |      |       |
| 2009-04-01 | MAT    | Mattel                                | D | -2.91 | 0.70  |        |                        |   |      |       |
| 2009-04-01 | MHFI   | McGraw Hill Fin                       | D | -2.92 | 1.20  |        |                        |   |      |       |
| 2009-04-01 | MI     | Marshall & Ilsley                     | D | -2.97 | 0.20  |        |                        |   |      |       |
| 2009-04-01 | MMC    | Marsh & Mclennan Cos                  | D | -2.90 | 1.50  | CME    | Cme                    | B | 1.25 | 1.50  |

| Date       | Ticker | Name                      | R | SM    | W (%) | Ticker | Name                   | R | SM   | W (%) |
|------------|--------|---------------------------|---|-------|-------|--------|------------------------|---|------|-------|
| 2009-04-01 |        | Minnesota Mng.& Mfg       | D | -2.91 | 1.70  |        |                        |   |      |       |
| 2009-04-01 | MRK    | Merck & Co                | D | -2.93 | 1.20  |        |                        |   |      |       |
| 2009-04-01 | MSFT   | Microsoft                 | D | -2.90 | 1.60  | JAVA   | Sun Microsystems       | B | 1.47 | 1.60  |
| 2009-04-01 | NI     | Nisource                  | D | -2.91 | 1.00  |        |                        |   |      |       |
| 2009-04-01 | NUE    | Nucor                     | D | -2.92 | 1.30  |        |                        |   |      |       |
| 2009-04-01 | NWL    | Newell Brands             | D | -2.96 | 0.20  |        |                        |   |      |       |
| 2009-04-01 | COP    | Conocophillips            | D | -2.93 | 0.40  |        |                        |   |      |       |
| 2009-04-01 | PFE    | Pfizer                    | D | -2.88 | 0.10  | UNH    | Unitedhealth           | A | 2.21 | 0.10  |
| 2009-04-01 | PGR    | Progressive               | D | -2.89 | 0.60  | FHN    | First Horizon National | B | 1.24 | 0.60  |
| 2009-04-01 | T      | At&t                      | D | -2.89 | 2.90  | EQ     | Embarq                 | B | 1.25 | 2.90  |
| 2009-04-01 | SLB    | Schlumberger              | D | -2.94 | 1.20  |        |                        |   |      |       |
| 2009-04-01 | BP     | Bp Adr                    | D | -2.91 | 1.40  |        |                        |   |      |       |
| 2009-04-01 | STI    | Suntrust Banks            | D | -2.97 | 0.60  |        |                        |   |      |       |
| 2009-04-01 | TE     | Teco Energy               | D | -2.92 | 0.20  |        |                        |   |      |       |
| 2009-04-01 | TIF    | Tiffany                   | D | -2.94 | 0.60  |        |                        |   |      |       |
| 2009-04-01 | USG    | Usg                       | D | -2.97 | 0.20  |        |                        |   |      |       |
| 2009-04-01 | VMC    | Vulcan Materials Co       | D | -2.90 | 1.10  | CVG    | Convergys              | B | 1.34 | 1.10  |
| 2009-04-01 | WFC    | Wells Fargo               | D | -2.94 | 1.30  |        |                        |   |      |       |
| 2009-04-01 | WHR    | Whirlpool                 | D | -2.94 | 0.90  |        |                        |   |      |       |
| 2009-04-01 | WY     | Weyerhaeuser              | D | -2.92 | 0.40  |        |                        |   |      |       |
| 2009-04-01 | JNS    | Janus Capital             | D | -2.96 | 0.10  |        |                        |   |      |       |
| 2009-04-01 | ETR    | Entergy                   | D | -2.91 | 0.80  |        |                        |   |      |       |
| 2009-04-01 | MGM    | Mgm Resorts International | D | -3.00 | 0.10  |        |                        |   |      |       |
| 2009-04-01 | CSCO   | Cisco Systems             | D | -2.89 | 0.50  | MU     | Micron Technology      | B | 1.41 | 0.50  |
| 2009-04-01 | EBAY   | Ebay                      | D | -2.93 | 0.60  |        |                        |   |      |       |
| 2009-04-01 | FD     | Macy's                    | D | -2.97 | 0.30  |        |                        |   |      |       |
| 2009-04-01 | CBS    | Cbs                       | D | -2.98 | 0.10  |        |                        |   |      |       |
| 2009-04-01 | BJS    | BJ Services Co            | D | -2.95 | 0.20  |        |                        |   |      |       |
| 2009-04-01 | VOD    | Vodafone                  | D | -2.86 | 0.40  | NEM    | Newmont Mining         | A | 2.37 | 0.40  |
| 2009-04-01 | CNX    | Consol Energy             | D | -2.96 | 0.40  |        |                        |   |      |       |
| 2009-04-01 | JPM    | Jpmorgan Chase            | D | -2.91 | 3.90  |        |                        |   |      |       |
| 2009-04-01 | SE     | Spectra Energy            | D | -2.92 | 0.50  |        |                        |   |      |       |
| 2009-04-01 | BEAM   | Beam Inc                  | D | -2.95 | 1.20  |        |                        |   |      |       |
| 2009-04-01 | NYT    | New York Times            | D | -2.96 | 0.30  |        |                        |   |      |       |
| 2009-04-01 | CEG    | Constellation Energy      | D | -2.97 | 0.50  |        |                        |   |      |       |
| 2009-04-01 | XOM    | Exxon Mobil               | D | -2.86 | 3.80  | TSO    | Tesoro                 | B | 1.33 | 3.80  |
| 2009-04-01 | HON    | Honeywell International   | D | -2.92 | 0.90  |        |                        |   |      |       |
| 2009-04-01 | VZ     | Verizon Communications    | D | -2.85 | 1.50  | CTL    | Centurylink            | B | 1.22 | 1.50  |
| 2009-04-01 | CVX    | Chevron                   | D | -2.89 | 3.80  | NBL    | Noble Energy           | B | 1.28 | 3.80  |
| 2009-04-01 | UPS    | United Parcel Service     | D | -2.88 | 1.30  | BLL    | Ball                   | B | 1.26 | 1.30  |
| 2009-04-01 | RDS.A  | Royal Dutch Shell Adr     | D | -2.91 | 2.40  |        |                        |   |      |       |
| 2009-04-01 | MDLZ   | Mondelez International    | D | -2.89 | 1.00  | VFC    | Vf                     | B | 1.24 | 1.00  |
| 2009-05-01 | ADI    | Analog Devices            | D | -2.90 | 0.90  |        |                        |   |      |       |
| 2009-05-01 | FE     | Firstenergy               | D | -2.92 | 0.40  |        |                        |   |      |       |
| 2009-05-01 | SLM    | Slm                       | D | -2.92 | 0.40  |        |                        |   |      |       |
| 2009-05-01 | AVY    | Avery Dennison            | D | -2.91 | 0.80  |        |                        |   |      |       |
| 2009-05-01 | BA     | Boeing                    | D | -2.92 | 1.10  |        |                        |   |      |       |
| 2009-05-01 | BAC    | Bank Of America           | D | -2.96 | 1.80  |        |                        |   |      |       |
| 2009-05-01 | BDK    | Black & Decker            | D | -2.90 | 0.40  |        |                        |   |      |       |
| 2009-05-01 | CB     | Chubb Corp                | D | -2.87 | 0.50  | MS     | Morgan Stanley         | A | 2.47 | 0.50  |
| 2009-05-01 | COF    | Capital One Financial     | D | -2.95 | 0.50  |        |                        |   |      |       |
| 2009-05-01 | CVC    | Cablevision Systems Corp  | D | -2.91 | 0.70  |        |                        |   |      |       |
| 2009-05-01 | DE     | Deere                     | D | -2.92 | 1.20  |        |                        |   |      |       |
| 2009-05-01 | DIS    | Walt Disney               | D | -2.89 | 1.20  | AN     | Autonation             | A | 2.69 | 1.20  |
| 2009-05-01 | DUK    | Duke Energy               | D | -2.87 | 0.80  | NEE    | Nextera Energy         | A | 2.25 | 0.80  |
| 2009-05-01 | PGN    | Progress Energy           | D | -2.87 | 0.90  | CMS    | Cms Energy             | A | 2.23 | 0.90  |
| 2009-05-01 | ETN    | Eaton                     | D | -2.92 | 0.40  |        |                        |   |      |       |
| 2009-05-01 | FITB   | Fifth Third Bancorp       | D | -2.99 | 0.20  |        |                        |   |      |       |
| 2009-05-01 | GE     | General Electric          | D | -2.94 | 2.80  |        |                        |   |      |       |
| 2009-05-01 | GPC    | Genuine Parts             | D | -2.87 | 0.60  | F      | Ford Motor             | A | 2.75 | 0.60  |
| 2009-05-01 | HAR    | Harman Ind Inc            | D | -2.93 | 0.30  |        |                        |   |      |       |

| Date       | Ticker | Name                      | R | SM    | W (%) | Ticker | Name                                   | R | SM   | W (%) |
|------------|--------|---------------------------|---|-------|-------|--------|--|---|------|-------|
| 2009-05-01 | HRB    | H.& R.block               | D | -2.89 | 0.40  | DRI    | Darden Restaurants                     | A | 2.44 | 0.40  |
| 2009-05-01 | ITW    | Illinois Tool Works       | D | -2.90 | 1.40  | GR     | Goodrich                               | A | 2.28 | 1.40  |
| 2009-05-01 | JNJ    | Johnson & Johnson         | D | -2.88 | 1.10  | MYL    | Mylan N.V.                             | A | 2.38 | 1.10  |
| 2009-05-01 | KMB    | Kimberly-clark            | D | -2.87 | 0.80  | GT     | Goodyear Tire & Rubber                 | B | 1.54 | 0.80  |
| 2009-05-01 | LLY    | Eli Lilly                 | D | -2.91 | 1.10  |        |  |   |      |       |
| 2009-05-01 | LM     | Legg Mason                | D | -2.97 | 0.30  |        |  |   |      |       |
| 2009-05-01 | LNC    | Lincoln National          | D | -2.97 | 0.50  |        |  |   |      |       |
| 2009-05-01 | LUV    | Southwest Airlines        | D | -2.93 | 0.60  |        |  |   |      |       |
| 2009-05-01 | MAS    | Masco                     | D | -2.92 | 0.60  |        |  |   |      |       |
| 2009-05-01 | MAT    | Mattel                    | D | -2.89 | 0.70  | TSN    | Tyson Foods                            | B | 1.40 | 0.70  |
| 2009-05-01 | MI     | Marshall & Ilsley         | D | -2.97 | 0.20  |        |  |   |      |       |
| 2009-05-01 | MMC    | Marsh & McLennan Cos      | D | -2.90 | 1.30  |        |  |   |      |       |
| 2009-05-01 |        | Minnesota Mng.& Mfg       | D | -2.90 | 1.80  |        | Fidelity National Information Services | A | 2.24 | 1.80  |
| 2009-05-01 | MRK    | Merck & Co                | D | -2.93 | 1.00  |        |  |   |      |       |
| 2009-05-01 | COP    | Conocophillips            | D | -2.93 | 0.40  |        |  |   |      |       |
| 2009-05-01 | PFE    | Pfizer                    | D | -2.88 | 0.10  | LIFE   | Life Technologies                      | A | 2.29 | 0.10  |
| 2009-05-01 | PNW    | Pinnacle West Capital     | D | -2.87 | 0.60  | SRE    | Sempra Energy                          | A | 2.21 | 0.60  |
| 2009-05-01 | T      | At&t                      | D | -2.89 | 2.60  | EQ     | Embarq                                 | A | 2.25 | 2.60  |
| 2009-05-01 | BP     | Bp Adr                    | D | -2.90 | 1.40  |        |  |   |      |       |
| 2009-05-01 | STI    | Suntrust Banks            | D | -2.96 | 0.60  |        |  |   |      |       |
| 2009-05-01 | SUN    | Sunoco                    | D | -2.90 | 0.70  |        |  |   |      |       |
| 2009-05-01 | TE     | Teco Energy               | D | -2.91 | 0.20  |        |  |   |      |       |
| 2009-05-01 | VMC    | Vulcan Materials Co       | D | -2.90 | 0.90  | CTAS   | Cintas                                 | A | 2.24 | 0.90  |
| 2009-05-01 | WFC    | Wells Fargo               | D | -2.92 | 1.60  |        |  |   |      |       |
| 2009-05-01 | WHR    | Whirlpool                 | D | -2.92 | 1.20  |        |  |   |      |       |
| 2009-05-01 | ETR    | Entergy                   | D | -2.91 | 0.70  |        |  |   |      |       |
| 2009-05-01 | MGM    | Mgm Resorts International | D | -2.99 | 0.30  |        |  |   |      |       |
| 2009-05-01 | CBS    | Cbs                       | D | -2.97 | 0.20  |        |  |   |      |       |
| 2009-05-01 | CNX    | Consol Energy             | D | -2.95 | 0.40  |        |  |   |      |       |
| 2009-05-01 | NRG    | Nrg Energy                | D | -2.87 | 0.20  | JAVA   | Sun Microsystems                       | A | 2.54 | 0.20  |
| 2009-05-01 | SE     | Spectra Energy            | D | -2.91 | 0.40  |        |  |   |      |       |
| 2009-05-01 | BMJ    | Bristol-myers Squibb      | D | -2.85 | 1.00  | AGN    | Allergan                               | A | 2.25 | 1.00  |
| 2009-05-01 | NYT    | New York Times            | D | -2.96 | 0.30  |        |  |   |      |       |
| 2009-05-01 | CEG    | Constellation Energy      | D | -2.96 | 0.50  |        |  |   |      |       |
| 2009-05-01 | XOM    | Exxon Mobil               | D | -2.86 | 3.30  | DNR    | Denbury Resources                      | A | 2.50 | 3.30  |
| 2009-05-01 | HON    | Honeywell International   | D | -2.92 | 0.80  |        |  |   |      |       |
| 2009-05-01 | CVX    | Chevron                   | D | -2.89 | 3.30  | TSO    | Tesoro                                 | A | 2.39 | 3.30  |
| 2009-05-01 | RDS.A  | Royal Dutch Shell Adr     | D | -2.90 | 2.20  |        |  |   |      |       |
| 2009-05-01 | MDLZ   | Mondelez International    | D | -2.89 | 0.90  | KBH    | Kb Home                                | B | 1.36 | 0.90  |
| 2009-06-01 | FE     | Firstenergy               | D | -2.92 | 0.40  |        |  |   |      |       |
| 2009-06-01 | SLM    | Slm                       | D | -2.90 | 0.50  |        |  |   |      |       |
| 2009-06-01 | AMGN   | Amgen                     | D | -2.87 | 0.80  | CI     | Cigna                                  | A | 2.44 | 0.80  |
| 2009-06-01 | BDK    | Black & Decker            | D | -2.92 | 0.30  |        |  |   |      |       |
| 2009-06-01 | CB     | Chubb Corp                | D | -2.87 | 0.50  | GNW    | Genworth Financial                     | A | 3.00 | 0.50  |
| 2009-06-01 | DUK    | Duke Energy               | D | -2.87 | 0.80  | AES    | Aes                                    | A | 2.36 | 0.80  |
| 2009-06-01 | PGN    | Progress Energy           | D | -2.86 | 0.80  | NEE    | Nextera Energy                         | A | 2.26 | 0.80  |
| 2009-06-01 | HRB    | H.& R.block               | D | -2.89 | 0.40  | WYN    | Wyndham Worldwide                      | A | 2.71 | 0.40  |
| 2009-06-01 | HSY    | The Hershey               | D | -2.84 | 1.90  | F      | Ford Motor                             | A | 2.81 | 1.90  |
| 2009-06-01 | JNJ    | Johnson & Johnson         | D | -2.87 | 1.10  | MYL    | Mylan N.V.                             | A | 2.39 | 1.10  |
| 2009-06-01 | LLY    | Eli Lilly                 | D | -2.90 | 1.10  |        |  |   |      |       |
| 2009-06-01 | LUV    | Southwest Airlines        | D | -2.93 | 0.50  |        |  |   |      |       |
| 2009-06-01 | MMC    | Marsh & McLennan Cos      | D | -2.91 | 1.20  |        |  |   |      |       |
| 2009-06-01 | MRK    | Merck & Co                | D | -2.92 | 1.10  |        |  |   |      |       |
| 2009-06-01 | COP    | Conocophillips            | D | -2.92 | 0.40  |        |  |   |      |       |
| 2009-06-01 | PFE    | Pfizer                    | D | -2.87 | 0.10  | CVH    | Coventry Health Care                   | A | 2.38 | 0.10  |
| 2009-06-01 | PNW    | Pinnacle West Capital     | D | -2.86 | 0.50  | CMS    | Cms Energy                             | A | 2.22 | 0.50  |

| Date       | Ticker | Name                    | R | SM    | W (%) | Ticker | Name                            | R | SM   | W (%) |
|------------|--------|-------------------------|---|-------|-------|--------|---------------------------------|---|------|-------|
| 2009-06-01 | T      | At&t                    | D | -2.90 | 2.30  | EQ     | Embarq                          | A | 2.28 | 2.30  |
| 2009-06-01 | STI    | Suntrust Banks          | D | -2.96 | 0.60  |        |                                 |   |      |       |
| 2009-06-01 | SUN    | Sunoco                  | D | -2.89 | 0.70  | DNR    | Denbury Resources               | A | 2.54 | 0.70  |
| 2009-06-01 | TE     | Teco Energy             | D | -2.91 | 0.20  |        |                                 |   |      |       |
| 2009-06-01 | VMC    | Vulcan Materials Co     | D | -2.89 | 0.90  | OI     | Owens Illinois Rg               | A | 2.50 | 0.90  |
| 2009-06-01 | ETR    | Entergy                 | D | -2.90 | 0.70  | SRE    | Sempra Energy                   | A | 2.21 | 0.70  |
| 2009-06-01 | BMY    | Bristol-myers Squibb    | D | -2.85 | 0.90  | LIFE   | Life Technologies               | A | 2.31 | 0.90  |
| 2009-06-01 | XOM    | Exxon Mobil             | D | -2.86 | 3.30  | TSO    | Tesoro                          | A | 2.43 | 3.30  |
| 2009-06-01 | CVX    | Chevron                 | D | -2.89 | 3.20  | PXD    | Pioneer Natural Resources       | A | 2.41 | 3.20  |
| 2009-06-01 | MDLZ   | Mondelez International  | D | -2.87 | 1.00  | GT     | Goodyear Tire & Rubber          | A | 2.58 | 1.00  |
| 2009-07-01 | FE     | Firstenergy             | D | -2.92 | 0.40  |        |                                 |   |      |       |
| 2009-07-01 | BDK    | Black & Decker          | D | -2.93 | 0.30  |        |                                 |   |      |       |
| 2009-07-01 | CB     | Chubb Corp              | D | -2.87 | 0.50  | GNW    | Genworth Financial              | A | 3.00 | 0.50  |
| 2009-07-01 | HRB    | H.& R.block             | D | -2.87 | 0.20  | AN     | Autonation                      | A | 2.70 | 0.20  |
| 2009-07-01 | JNJ    | Johnson & Johnson       | D | -2.87 | 1.10  | THC    | Tenet Healthcare                | A | 2.53 | 1.10  |
| 2009-07-01 | KEY    | Keycorp                 | D | -2.91 | 0.40  |        |                                 |   |      |       |
| 2009-07-01 | LLY    | Eli Lilly               | D | -2.90 | 1.00  |        |                                 |   |      |       |
| 2009-07-01 | LUV    | Southwest Airlines      | D | -2.93 | 0.50  |        |                                 |   |      |       |
| 2009-07-01 | PCG    | Pg&e                    | C | -1.83 | 0.70  | AES    | Aes                             | A | 2.40 | 0.70  |
| 2009-07-01 | T      | At&t                    | D | -2.90 | 2.20  | CTL    | Centurylink                     | A | 2.20 | 2.20  |
| 2009-07-01 | SUN    | Sunoco                  | D | -2.92 | 0.50  |        |                                 |   |      |       |
| 2009-07-01 | VMC    | Vulcan Materials Co     | D | -2.90 | 0.80  |        |                                 |   |      |       |
| 2009-07-01 | VOD    | Vodafone                | D | -2.85 | 0.50  | F      | Ford Motor                      | A | 2.78 | 0.50  |
| 2009-07-01 | BMY    | Bristol-myers Squibb    | D | -2.84 | 0.90  | CI     | Cigna                           | A | 2.46 | 0.90  |
| 2009-07-01 | TWX    | Time Warner             | D | -2.92 | 1.50  |        |                                 |   |      |       |
| 2009-08-03 | FE     | Firstenergy             | D | -2.92 | 0.40  |        |                                 |   |      |       |
| 2009-08-03 | BK     | Bank Of New York Mellon | C | -1.84 | 1.30  | FITB   | Fifth Third Bancorp             | A | 3.00 | 1.30  |
| 2009-08-03 | HD     | The Home Depot          | C | -1.83 | 1.70  | AN     | Autonation                      | A | 2.82 | 1.70  |
| 2009-08-03 | HRB    | H.& R.block             | D | -2.88 | 0.20  | WYN    | Wyndham Worldwide               | A | 2.81 | 0.20  |
| 2009-08-03 | JNJ    | Johnson & Johnson       | D | -2.86 | 1.00  | THC    | Tenet Healthcare                | A | 2.78 | 1.00  |
| 2009-08-03 | KEY    | Keycorp                 | D | -2.88 | 0.40  | GNW    | Genworth Financial              | A | 3.00 | 0.40  |
| 2009-08-03 | LLY    | Eli Lilly               | D | -2.90 | 0.90  |        |                                 |   |      |       |
| 2009-08-03 | MI     | Marshall & Ilsley       | D | -2.88 | 0.20  | PFG    | Principal Financial             | A | 2.72 | 0.20  |
| 2009-08-03 | MMC    | Marsh & McLennan Cos    | D | -2.83 | 1.10  | PRU    | Prudential Financial            | A | 2.68 | 1.10  |
| 2009-08-03 | SUN    | Sunoco                  | D | -2.91 | 0.50  |        |                                 |   |      |       |
| 2009-08-03 | VMC    | Vulcan Materials Co     | D | -2.89 | 0.90  | OI     | Owens Illinois Rg               | A | 2.59 | 0.90  |
| 2009-09-01 | FE     | Firstenergy             | D | -2.91 | 0.40  |        |                                 |   |      |       |
| 2009-09-01 | BK     | Bank Of New York Mellon | C | -1.84 | 1.30  | FITB   | Fifth Third Bancorp             | A | 3.00 | 1.30  |
| 2009-09-01 | KEY    | Keycorp                 | D | -2.89 | 0.40  | GNW    | Genworth Financial              | A | 3.00 | 0.40  |
| 2009-09-01 | LLY    | Eli Lilly               | D | -2.91 | 0.90  |        |                                 |   |      |       |
| 2009-09-01 | MI     | Marshall & Ilsley       | D | -2.88 | 0.20  | HIG    | The Hartford Financial Services | A | 2.97 | 0.20  |
| 2009-09-01 | SUN    | Sunoco                  | D | -2.91 | 0.50  |        |                                 |   |      |       |
| 2009-09-01 | S      | Sprint Nextel           | C | -1.89 | 0.30  | CTL    | Centurylink                     | A | 2.21 | 0.30  |
| 2009-09-01 | XOM    | Exxon Mobil             | D | -2.85 | 2.70  | DNR    | Denbury Resources               | A | 2.43 | 2.70  |
| 2009-10-01 | KEY    | Keycorp                 | D | -2.89 | 0.40  | FITB   | Fifth Third Bancorp             | A | 3.00 | 0.40  |
| 2009-10-01 | LLY    | Eli Lilly               | D | -2.91 | 0.90  |        |                                 |   |      |       |
| 2009-10-01 | EA     | Electronic Arts         | C | -1.86 | 0.30  | F      | Ford Motor                      | A | 2.92 | 0.30  |
| 2009-10-01 | SUN    | Sunoco                  | D | -2.90 | 0.50  |        |                                 |   |      |       |
| 2009-10-01 | S      | Sprint Nextel           | C | -1.89 | 0.30  | FTR    | Frontier Communications         | A | 2.23 | 0.30  |
| 2009-10-01 | XOM    | Exxon Mobil             | D | -2.85 | 2.70  | PXD    | Pioneer Natural Resources       | A | 2.48 | 2.70  |
| 2009-11-02 | AMGN   | Amgen                   | C | -1.86 | 0.60  | THC    | Tenet Healthcare                | A | 2.98 | 0.60  |
| 2009-11-02 | PGN    | Progress Energy         | C | -1.84 | 0.80  | AES    | Aes                             | A | 2.45 | 0.80  |
| 2009-11-02 | KEY    | Keycorp                 | D | -2.90 | 0.30  | FITB   | Fifth Third Bancorp             | A | 3.00 | 0.30  |
| 2009-11-02 | EA     | Electronic Arts         | D | -2.86 | 0.30  | F      | Ford Motor                      | A | 3.00 | 0.30  |

| Date       | Ticker | Name                    | R | SM    | W (%) | Ticker | Name                            | R | SM   | W (%) |
|------------|--------|-------------------------|---|-------|-------|--------|---------------------------------|---|------|-------|
| 2009-11-02 | LMT    | Lockheed Martin         | D | -2.86 | 0.50  | JBL    | Jabil Circuit                   | A | 2.72 | 0.50  |
| 2009-11-02 | S      | Sprint Nextel           | C | -1.91 | 0.20  | FTR    | Frontier Communications         | A | 2.22 | 0.20  |
| 2009-11-02 | VZ     | Verizon Communications  | D | -2.84 | 1.00  | CTL    | Centurylink                     | A | 2.21 | 1.00  |
| 2009-12-01 | AMGN   | Amgen                   | C | -1.85 | 0.60  | THC    | Tenet Healthcare                | A | 2.88 | 0.60  |
| 2009-12-01 | BK     | Bank Of New York Mellon | C | -1.85 | 1.20  | FITB   | Fifth Third Bancorp             | A | 3.00 | 1.20  |
| 2009-12-01 | NYX    | NYSE Euronext           | C | -1.86 | 0.30  | HIG    | The Hartford Financial Services | A | 3.00 | 0.30  |
| 2009-12-01 | PGN    | Progress Energy         | C | -1.83 | 0.80  | AES    | Aes                             | A | 2.45 | 0.80  |
| 2009-12-01 | KEY    | Keycorp                 | D | -2.89 | 0.40  | GNW    | Genworth Financial              | A | 3.00 | 0.40  |
| 2009-12-01 | EA     | Electronic Arts         | D | -2.87 | 0.20  | F      | Ford Motor                      | A | 3.00 | 0.20  |
| 2009-12-01 | NUE    | Nucor                   | C | -1.86 | 1.00  | FCX    | Freeport-mcmoran                | A | 2.83 | 1.00  |
| 2009-12-01 | S      | Sprint Nextel           | C | -1.89 | 0.30  | FTR    | Frontier Communications         | A | 2.25 | 0.30  |
| 2009-12-01 | DHI    | D.r. Horton             | C | -1.87 | 0.20  | GT     | Goodyear Tire & Rubber          | A | 2.67 | 0.20  |
| 2010-01-01 | AMGN   | Amgen                   | C | -1.85 | 0.60  | THC    | Tenet Healthcare                | A | 3.00 | 0.60  |
| 2010-01-01 | BK     | Bank Of New York Mellon | C | -1.85 | 1.20  | FITB   | Fifth Third Bancorp             | A | 3.00 | 1.20  |
| 2010-01-01 | NYX    | NYSE Euronext           | C | -1.86 | 0.50  | SCN    | Prologis                        | A | 3.00 | 0.50  |
| 2010-01-01 | DELL   | Dell                    | C | -1.86 | 0.60  | MU     | Micron Technology               | A | 3.00 | 0.60  |
| 2010-01-01 | KEY    | Keycorp                 | D | -2.90 | 0.30  | HIG    | The Hartford Financial Services | A | 3.00 | 0.30  |
| 2010-01-01 | EA     | Electronic Arts         | D | -2.87 | 0.40  | F      | Ford Motor                      | A | 3.00 | 0.40  |
| 2010-01-01 | MI     | Marshall & Ilsley       | D | -2.90 | 0.20  | GNW    | Genworth Financial              | A | 3.00 | 0.20  |
| 2010-01-01 | MUR    | Murphy Oil              | C | -1.86 | 1.20  | PXD    | Pioneer Natural Resources       | A | 2.66 | 1.20  |
| 2010-01-01 | NUE    | Nucor                   | C | -1.84 | 1.20  | FCX    | Freeport-mcmoran                | A | 2.80 | 1.20  |
| 2010-01-01 | LMT    | Lockheed Martin         | D | -2.84 | 0.60  | JBL    | Jabil Circuit                   | A | 2.92 | 0.60  |
| 2010-01-01 | S      | Sprint Nextel           | C | -1.89 | 0.30  | FTR    | Frontier Communications         | A | 2.24 | 0.30  |
| 2010-01-01 | DHI    | D.r. Horton             | C | -1.87 | 0.20  | GT     | Goodyear Tire & Rubber          | A | 2.67 | 0.20  |
| 2010-01-01 | EXC    | Exelon                  | C | -1.84 | 0.40  | AES    | Aes                             | A | 2.45 | 0.40  |
| 2010-01-01 | SLF    | Sun Life Financial      | C | -1.87 | 0.70  | WYN    | Wyndham Worldwide               | A | 3.00 | 0.70  |
| 2010-02-01 | AMGN   | Amgen                   | C | -1.84 | 0.70  | THC    | Tenet Healthcare                | A | 3.00 | 0.70  |
| 2010-02-01 | NYX    | NYSE Euronext           | C | -1.87 | 0.50  | FITB   | Fifth Third Bancorp             | A | 3.00 | 0.50  |
| 2010-02-01 | DELL   | Dell                    | C | -1.87 | 0.50  | MU     | Micron Technology               | A | 2.90 | 0.50  |
| 2010-02-01 | LM     | Legg Mason              | C | -1.87 | 0.70  | HIG    | The Hartford Financial Services | A | 3.00 | 0.70  |
| 2010-02-01 | EA     | Electronic Arts         | D | -2.87 | 0.40  | F      | Ford Motor                      | A | 3.00 | 0.40  |
| 2010-02-01 | MMC    | Marsh & McLennan Cos    | C | -1.86 | 1.10  | GNW    | Genworth Financial              | A | 3.00 | 1.10  |
| 2010-02-01 | MUR    | Murphy Oil              | C | -1.86 | 1.20  | PXD    | Pioneer Natural Resources       | A | 2.63 | 1.20  |
| 2010-02-01 | S      | Sprint Nextel           | C | -1.90 | 0.20  | FTR    | Frontier Communications         | A | 2.24 | 0.20  |
| 2010-02-01 | JPM    | Jpmorgan Chase          | C | -1.86 | 3.50  | SCN    | Prologis                        | A | 2.95 | 3.50  |
| 2010-02-01 | DHI    | D.r. Horton             | C | -1.86 | 0.20  | GT     | Goodyear Tire & Rubber          | A | 2.64 | 0.20  |
| 2010-02-01 | SLF    | Sun Life Financial      | C | -1.86 | 0.80  | WYN    | Wyndham Worldwide               | A | 3.00 | 0.80  |
| 2010-03-01 | AMGN   | Amgen                   | C | -1.85 | 0.60  | THC    | Tenet Healthcare                | A | 2.98 | 0.60  |
| 2010-03-01 | NYX    | NYSE Euronext           | C | -1.85 | 0.60  | FITB   | Fifth Third Bancorp             | A | 3.00 | 0.60  |
| 2010-03-01 | DELL   | Dell                    | C | -1.87 | 0.50  | SNDK   | Sandisk Corp                    | A | 3.00 | 0.50  |
| 2010-03-01 | PGN    | Progress Energy         | C | -1.85 | 0.80  | AES    | Aes                             | A | 2.38 | 0.80  |
| 2010-03-01 | ITW    | Illinois Tool Works     | C | -1.85 | 1.30  | JBL    | Jabil Circuit                   | A | 2.82 | 1.30  |
| 2010-03-01 | LLY    | Eli Lilly               | C | -1.85 | 0.90  | ISRG   | Intuitive Surgical              | A | 2.70 | 0.90  |
| 2010-03-01 | LM     | Legg Mason              | C | -1.87 | 0.70  | HIG    | The Hartford Financial Services | A | 3.00 | 0.70  |
| 2010-03-01 | EA     | Electronic Arts         | D | -2.87 | 0.40  | F      | Ford Motor                      | A | 3.00 | 0.40  |
| 2010-03-01 | MMC    | Marsh & McLennan Cos    | C | -1.85 | 1.10  | GNW    | Genworth Financial              | A | 3.00 | 1.10  |
| 2010-03-01 | MUR    | Murphy Oil              | C | -1.86 | 1.20  | PXD    | Pioneer Natural Resources       | A | 2.65 | 1.20  |
| 2010-03-01 | S      | Sprint Nextel           | D | -2.90 | 0.20  | FTR    | Frontier Communications         | A | 2.24 | 0.20  |
| 2010-03-01 | XOM    | Exxon Mobil             | D | -2.86 | 2.40  | FTI    | Fmc Technologies                | A | 2.47 | 2.40  |



| Date       | Ticker | Name                    | R | SM    | W (%) | Ticker | Name                            | R | SM   | W (%) |
|------------|--------|-------------------------|---|-------|-------|--------|---------------------------------|---|------|-------|
| 2010-03-01 | VZ     | Verizon Communications  | C | -1.86 | 0.90  | CTL    | Centurylink                     | A | 2.23 | 0.90  |
| 2010-03-01 | RDS.A  | Royal Dutch Shell Adr   | C | -1.85 | 1.90  | NBR    | Nabors Industries               | A | 2.44 | 1.90  |
| 2010-04-01 | MON    | Monsanto                | D | -2.86 | 0.00  | F      | Ford Motor                      | A | 3.00 | 0.00  |
| 2010-04-01 | PGN    | Progress Energy         | C | -1.84 | 0.70  | OKE    | Oneok                           | A | 2.43 | 0.70  |
| 2010-04-01 | HRB    | H.& R.block             | C | -1.87 | 0.20  | WYN    | Wyndham Worldwide               | A | 3.00 | 0.20  |
| 2010-04-01 | ITW    | Illinois Tool Works     | C | -1.84 | 1.30  | JBL    | Jabil Circuit                   | A | 2.86 | 1.30  |
| 2010-04-01 | LLY    | Eli Lilly               | C | -1.84 | 0.90  | THC    | Tenet Healthcare                | A | 3.00 | 0.90  |
| 2010-04-01 | MUR    | Murphy Oil              | C | -1.85 | 1.40  | PXD    | Pioneer Natural Resources       | A | 2.81 | 1.40  |
| 2010-04-01 | PFE    | Pfizer                  | C | -1.86 | 0.50  | CI     | Cigna                           | A | 2.70 | 0.50  |
| 2010-04-01 | PPL    | Ppl                     | D | -2.86 | 0.60  | TEG    | Integrys Energy                 | A | 2.40 | 0.60  |
| 2010-04-01 | VMC    | Vulcan Materials Co     | C | -1.87 | 0.80  | RRD    | R.r.donnelley&sons              | A | 2.64 | 0.80  |
| 2010-04-01 | XOM    | Exxon Mobil             | D | -2.85 | 2.30  | FTI    | Fmc Technologies                | A | 2.54 | 2.30  |
| 2010-04-01 | EXC    | Exelon                  | D | -2.85 | 1.10  | AES    | Aes                             | A | 2.38 | 1.10  |
| 2010-04-01 | RDS.A  | Royal Dutch Shell Adr   | C | -1.84 | 1.90  | CAM    | Cameron International Corp.     | A | 2.44 | 1.90  |
| 2010-05-03 | FE     | Firstenergy             | D | -2.87 | 0.30  | OKE    | Oneok                           | A | 2.46 | 0.30  |
| 2010-05-03 | MON    | Monsanto                | D | -2.88 | 0.00  | F      | Ford Motor                      | A | 3.00 | 0.00  |
| 2010-05-03 | PGN    | Progress Energy         | C | -1.84 | 0.70  | TEG    | Integrys Energy                 | A | 2.42 | 0.70  |
| 2010-05-03 | HRB    | H.& R.block             | C | -1.86 | 0.20  | WYN    | Wyndham Worldwide               | A | 3.00 | 0.20  |
| 2010-05-03 | LLY    | Eli Lilly               | C | -1.84 | 0.80  | THC    | Tenet Healthcare                | A | 3.00 | 0.80  |
| 2010-05-03 | MRK    | Merck & Co              | C | -1.86 | 1.10  | ISRG   | Intuitive Surgical              | A | 2.73 | 1.10  |
| 2010-05-03 | PFE    | Pfizer                  | C | -1.86 | 0.50  | MYL    | Mylan N.V.                      | A | 2.64 | 0.50  |
| 2010-05-03 | PPL    | Ppl                     | D | -2.87 | 0.50  | AES    | Aes                             | A | 2.41 | 0.50  |
| 2010-05-03 | BP     | Bp Adr                  | C | -1.87 | 1.00  | PXD    | Pioneer Natural Resources       | A | 2.91 | 1.00  |
| 2010-05-03 | XOM    | Exxon Mobil             | D | -2.85 | 2.20  | FTI    | Fmc Technologies                | A | 2.56 | 2.20  |
| 2010-05-03 | VZ     | Verizon Communications  | D | -2.84 | 0.80  | CTL    | Centurylink                     | A | 2.22 | 0.80  |
| 2010-05-03 | EXC    | Exelon                  | D | -2.85 | 1.00  | DTE    | Dte Energy                      | A | 2.35 | 1.00  |
| 2010-05-03 | ARNC   | Arconic                 | C | -1.87 | 0.30  | DOW    | Dow Chemical                    | A | 2.83 | 0.30  |
| 2010-06-01 | FE     | Firstenergy             | D | -2.88 | 0.30  | OKE    | Oneok                           | A | 2.39 | 0.30  |
| 2010-06-01 | MON    | Monsanto                | D | -2.91 | 0.00  |        |                                 |   |      |       |
| 2010-06-01 | HRB    | H.& R.block             | C | -1.89 | 0.20  | WYN    | Wyndham Worldwide               | A | 3.00 | 0.20  |
| 2010-06-01 | LLY    | Eli Lilly               | C | -1.86 | 0.90  | THC    | Tenet Healthcare                | A | 2.87 | 0.90  |
| 2010-06-01 | MRK    | Merck & Co              | C | -1.86 | 1.20  | MYL    | Mylan N.V.                      | A | 2.55 | 1.20  |
| 2010-06-01 | PFE    | Pfizer                  | C | -1.88 | 0.50  | MIL    | Millipore                       | A | 2.40 | 0.50  |
| 2010-06-01 | PLL    | Pall Corp               | C | -1.86 | 0.20  | JBL    | Jabil Circuit                   | A | 2.68 | 0.20  |
| 2010-06-01 | PPL    | Ppl                     | D | -2.87 | 0.60  | TEG    | Integrys Energy                 | A | 2.37 | 0.60  |
| 2010-06-01 | BP     | Bp Adr                  | C | -1.90 | 0.90  | PXD    | Pioneer Natural Resources       | A | 2.85 | 0.90  |
| 2010-06-01 | WMT    | Wal-mart Stores         | C | -1.85 | 0.40  | WYNN   | Wynn Resorts                    | A | 2.88 | 0.40  |
| 2010-06-01 | NYT    | New York Times          | C | -1.90 | 0.40  | JWN    | Nordstrom                       | A | 2.84 | 0.40  |
| 2010-06-01 | XOM    | Exxon Mobil             | D | -2.87 | 2.20  | FTI    | Fmc Technologies                | A | 2.40 | 2.20  |
| 2010-06-01 | VZ     | Verizon Communications  | D | -2.86 | 0.90  | PCS    | T-Mobile US Inc.                | A | 2.26 | 0.90  |
| 2010-06-01 | EXC    | Exelon                  | D | -2.87 | 1.00  | DTE    | Dte Energy                      | A | 2.32 | 1.00  |
| 2010-06-01 | ARNC   | Arconic                 | C | -1.89 | 0.30  | TIE    | Titanium Metals                 | A | 2.69 | 0.30  |
| 2010-07-01 | ADI    | Analog Devices          | C | -1.85 | 0.90  | SNDK   | Sandisk Corp                    | A | 3.00 | 0.90  |
| 2010-07-01 | FE     | Firstenergy             | D | -2.88 | 0.30  | OKE    | Oneok                           | A | 2.39 | 0.30  |
| 2010-07-01 | ADM    | Archer Daniels Midland  | D | -2.87 | 0.30  | F      | Ford Motor                      | A | 3.00 | 0.30  |
| 2010-07-01 | SLM    | Slm                     | C | -1.87 | 0.60  | FITB   | Fifth Third Bancorp             | A | 3.00 | 0.60  |
| 2010-07-01 | AMGN   | Amgen                   | D | -2.86 | 0.60  | THC    | Tenet Healthcare                | A | 2.80 | 0.60  |
| 2010-07-01 | BK     | Bank Of New York Mellon | C | -1.87 | 1.00  | HIG    | The Hartford Financial Services | A | 3.00 | 1.00  |
| 2010-07-01 | MON    | Monsanto                | D | -2.91 | 1.00  |        |                                 |   |      |       |
| 2010-07-01 | ETN    | Eaton                   | C | -1.87 | 0.40  | CMI    | Cummins                         | A | 2.61 | 0.40  |
| 2010-07-01 | GE     | General Electric        | C | -1.88 | 2.60  | RRD    | R.r.donnelley&sons              | A | 2.49 | 2.60  |
| 2010-07-01 | HRB    | H.& R.block             | C | -1.89 | 0.30  | WYN    | Wyndham Worldwide               | A | 3.00 | 0.30  |
| 2010-07-01 | KMB    | Kimberly-clark          | C | -1.85 | 1.20  | TSN    | Tyson Foods                     | A | 2.62 | 1.20  |
| 2010-07-01 | LLY    | Eli Lilly               | C | -1.85 | 0.90  | HSP    | Hospira                         | A | 2.45 | 0.90  |
| 2010-07-01 | MRK    | Merck & Co              | C | -1.86 | 1.20  | MIL    | Millipore                       | A | 2.40 | 1.20  |
| 2010-07-01 | NUE    | Nucor                   | D | -2.87 | 1.00  | TIE    | Titanium Metals                 | A | 2.71 | 1.00  |
| 2010-07-01 | PFE    | Pfizer                  | C | -1.88 | 0.90  | LIFE   | Life Technologies               | A | 2.37 | 0.90  |

| Date       | Ticker | Name                               | R | SM    | W (%) | Ticker | Name                            | R | SM   | W (%) |
|------------|--------|------------------------------------|---|-------|-------|--------|---------------------------------|---|------|-------|
| 2010-07-01 | PLL    | Pall Corp                          | C | -1.86 | 0.10  | ROK    | Rockwell Automation             | A | 2.46 | 0.10  |
| 2010-07-01 | PPL    | Ppl                                | D | -2.87 | 0.60  | TEG    | Integrays Energy                | A | 2.36 | 0.60  |
| 2010-07-01 | BP     | Bp Adr                             | D | -2.92 | 0.80  |        |                                 |   |      |       |
| 2010-07-01 | WHR    | Whirlpool                          | C | -1.87 | 1.10  | NWL    | Newell Brands                   | A | 2.53 | 1.10  |
| 2010-07-01 | WMT    | Wal-mart Stores                    | C | -1.86 | 0.40  | WYNN   | Wynn Resorts                    | A | 2.82 | 0.40  |
| 2010-07-01 | INTC   | Intel                              | C | -1.87 | 0.60  | JDSU   | JDS Uniphase Corporation        | A | 2.73 | 0.60  |
| 2010-07-01 | ETR    | Entergy                            | D | -2.86 | 0.80  | DTE    | Dte Energy                      | A | 2.32 | 0.80  |
| 2010-07-01 | EBAY   | Ebay                               | C | -1.88 | 0.60  | WFM    | Whole Foods Market              | A | 2.72 | 0.60  |
| 2010-07-01 | VOD    | Vodafone                           | C | -1.85 | 0.40  | HBAN   | Huntington Bancshares           | A | 2.89 | 0.40  |
| 2010-07-01 | BMJ    | Bristol-myers Squibb               | C | -1.85 | 1.00  | ESRX   | Express Scripts Holding         | A | 2.35 | 1.00  |
| 2010-07-01 | NYT    | New York Times                     | C | -1.90 | 0.40  | JWN    | Nordstrom                       | A | 2.70 | 0.40  |
| 2010-07-01 | USB    | Us Bancorp                         | C | -1.87 | 1.70  | GNW    | Genworth Financial              | A | 3.00 | 1.70  |
| 2010-07-01 | CEG    | Constellation Energy               | C | -1.86 | 0.50  | CMS    | Cms Energy                      | A | 2.28 | 0.50  |
| 2010-07-01 | XOM    | Exxon Mobil                        | D | -2.88 | 2.20  | PXD    | Pioneer Natural Resources       | A | 2.81 | 2.20  |
| 2010-07-01 | VZ     | Verizon Communications             | D | -2.85 | 0.90  | PCS    | T-Mobile US Inc.                | A | 2.25 | 0.90  |
| 2010-07-01 | EXC    | Exelon                             | D | -2.87 | 1.10  | GAS    | Nicor                           | A | 2.24 | 1.10  |
| 2010-07-01 | MDLZ   | Mondelez International             | C | -1.85 | 0.70  | HAR    | Harman Ind Inc                  | A | 2.53 | 0.70  |
| 2010-07-01 | ARNC   | Arconic                            | C | -1.90 | 0.30  | DOW    | Dow Chemical                    | A | 2.61 | 0.30  |
| 2010-08-02 | ADI    | Analog Devices                     | C | -1.84 | 0.90  | SNDK   | Sandisk Corp                    | A | 3.00 | 0.90  |
| 2010-08-02 | FE     | Firstenergy                        | D | -2.87 | 0.30  | OKE    | Oneok                           | A | 2.44 | 0.30  |
| 2010-08-02 | ADM    | Archer Daniels Midland             | D | -2.86 | 0.30  | TSN    | Tyson Foods                     | A | 2.67 | 0.30  |
| 2010-08-02 | SLM    | Slm                                | C | -1.85 | 0.70  | HBAN   | Huntington Bancshares           | A | 3.00 | 0.70  |
| 2010-08-02 | AMAT   | Applied Materials                  | D | -2.87 | 0.40  | CRM    | Salesforce.com                  | A | 2.77 | 0.40  |
| 2010-08-02 | AMGN   | Amgen                              | D | -2.85 | 0.60  | HSP    | Hospira                         | A | 2.41 | 0.60  |
| 2010-08-02 | APC    | Anadarko Petroleum                 | D | -2.88 | 1.00  | FTI    | Fmc Technologies                | A | 2.53 | 1.00  |
| 2010-08-02 | AXP    | American Express                   | C | -1.84 | 2.50  | HIG    | The Hartford Financial Services | A | 3.00 | 2.50  |
| 2010-08-02 | BAC    | Bank Of America                    | D | -2.88 | 2.10  | SCN    | Prologis                        | A | 2.83 | 2.10  |
| 2010-08-02 | BK     | Bank Of New York Mellon            | D | -2.87 | 0.90  | AFL    | Aflac                           | A | 2.74 | 0.90  |
| 2010-08-02 | CB     | Chubb Corp                         | C | -1.84 | 0.50  | HST    | Host Hotels & Resorts           | A | 2.73 | 0.50  |
| 2010-08-02 | CBE    | Cooper Industries                  | C | -1.85 | 0.70  | CMI    | Cummins                         | A | 2.76 | 0.70  |
| 2010-08-02 | MON    | Monsanto                           | D | -2.89 | 1.20  | HAR    | Harman Ind Inc                  | A | 2.57 | 1.20  |
| 2010-08-02 | NYX    | NYSE Euronext                      | C | -1.85 | 0.60  | SPG    | Simon Property                  | A | 2.60 | 0.60  |
| 2010-08-02 | COF    | Capital One Financial              | C | -1.85 | 0.80  | AMP    | Ameriprise Financial            | A | 2.59 | 0.80  |
| 2010-08-02 | DELL   | Dell                               | D | -2.87 | 0.50  | NTAP   | Netapp                          | A | 2.71 | 0.50  |
| 2010-08-02 | ETN    | Eaton                              | C | -1.83 | 0.40  | CAT    | Caterpillar                     | A | 2.53 | 0.40  |
| 2010-08-02 | GE     | General Electric                   | C | -1.86 | 2.70  | PTV    | Pactiv Corp                     | A | 2.47 | 2.70  |
| 2010-08-02 | HD     | The Home Depot                     | C | -1.87 | 1.70  | WYNN   | Wynn Resorts                    | A | 2.97 | 1.70  |
| 2010-08-02 | HOG    | Harley-davidson                    | C | -1.87 | 0.50  | JCI    | Johnson Controls                | A | 2.56 | 0.50  |
| 2010-08-02 | HRB    | H.& R.block                        | D | -2.89 | 0.30  | WFM    | Whole Foods Market              | A | 2.79 | 0.30  |
| 2010-08-02 | IFF    | International Flavors & Fragrances | C | -1.85 | 0.90  | TIE    | Titanium Metals                 | A | 2.92 | 0.90  |
| 2010-08-02 | IP     | International Paper                | C | -1.85 | 1.30  | DOW    | Dow Chemical                    | A | 2.75 | 1.30  |
| 2010-08-02 | JNJ    | Johnson & Johnson                  | D | -2.85 | 0.90  | ESRX   | Express Scripts Holding         | A | 2.35 | 0.90  |
| 2010-08-02 | LLY    | Eli Lilly                          | C | -1.84 | 0.90  | VAR    | Varian Medical Systems          | A | 2.33 | 0.90  |
| 2010-08-02 | LM     | Legg Mason                         | C | -1.86 | 0.90  | DFS    | Discover Financial Services     | A | 2.54 | 0.90  |
| 2010-08-02 | LNC    | Lincoln National                   | C | -1.87 | 0.80  | CMA    | Comerica                        | A | 2.53 | 0.80  |
| 2010-08-02 | MAS    | Masco                              | D | -2.90 | 0.50  |        |                                 |   |      |       |
| 2010-08-02 | MAT    | Mattel                             | C | -1.85 | 0.80  | DPS    | Dr Pepper Snapple               | A | 2.53 | 0.80  |
| 2010-08-02 | EA     | Electronic Arts                    | D | -2.86 | 0.40  | MJN    | Mead Johnson Nutrition          | A | 2.34 | 0.40  |
| 2010-08-02 | MHFI   | McGraw Hill Fin                    | D | -2.86 | 1.10  | TMK    | Torchmark                       | A | 2.53 | 1.10  |
| 2010-08-02 | MI     | Marshall & Ilsley                  | C | -1.88 | 0.30  | VNO    | Vornado Realty Trust            | A | 2.50 | 0.30  |

| Date       | Ticker | Name   | R | SM    | W (%) | Ticker | Name                                   | R | SM   | W (%) |
|------------|--------|--|---|-------|-------|--------|--|---|------|-------|
| 2010-08-02 | MRK    | Merck & Co   | C | -1.86 | 1.10  | HUM    | Humana                                 | A | 2.30 | 1.10  |
| 2010-08-02 | NUE    | Nucor  | D | -2.87 | 1.00  | BTU    | Peabody Energy Corp                    | A | 2.32 | 1.00  |
| 2010-08-02 | COP    | Conocophillips   | C | -1.84 | 0.70  | CAM    | Cameron International Corp.            | A | 2.41 | 0.70  |
| 2010-08-02 | PFE    | Pfizer   | D | -2.87 | 0.90  | ZBH    | Zimmer Biomet                          | A | 2.28 | 0.90  |
| 2010-08-02 | PLL    | Pall Corp  | C | -1.84 | 0.10  | GR     | Goodrich                               | A | 2.46 | 0.10  |
| 2010-08-02 | PPL    | Ppl  | D | -2.86 | 0.60  | TEG    | Integrays Energy                       | A | 2.40 | 0.60  |
| 2010-08-02 | BP     | Bp Adr   | D | -2.89 | 0.90  | SII    | Smith International                    | A | 2.38 | 0.90  |
| 2010-08-02 | TIF    | Tiffany  | C | -1.86 | 0.50  | DISCA  | Discovery Communications               | A | 2.64 | 0.50  |
| 2010-08-02 | USG    | Usg  | C | -1.92 | 0.20  | FLS    | Flowserve                              | A | 2.45 | 0.20  |
| 2010-08-02 | VMC    | Vulcan Materials Co                                      | D | -2.87 | 0.80  | CSX    | Csx                                    | A | 2.43 | 0.80  |
| 2010-08-02 | WHR    | Whirlpool  | C | -1.87 | 1.00  | HAS    | Hasbro                                 | A | 2.34 | 1.00  |
| 2010-08-02 | WMT    | Wal-mart Stores  | C | -1.85 | 0.40  | KMX    | Carmax                                 | A | 2.58 | 0.40  |
| 2010-08-02 | WY     | Weyerhaeuser   | D | -2.95 | 0.10  |        |  |   |      |       |
| 2010-08-02 | INTC   | Intel  | C | -1.85 | 0.60  | RHT    | Red Hat                                | A | 2.69 | 0.60  |
| 2010-08-02 | LMT    | Lockheed Martin  | C | -1.85 | 0.60  | FDX    | Fedex                                  | A | 2.41 | 0.60  |
| 2010-08-02 | MGM    | Mgm Resorts International                                | C | -1.89 | 0.30  | AMZN   | Amazon.com                             | A | 2.57 | 0.30  |
| 2010-08-02 | EBAY   | Ebay   | D | -2.87 | 0.60  | BIG    | Big Lots                               | A | 2.45 | 0.60  |
| 2010-08-02 | FD     | Macy's   | C | -1.87 | 0.40  | TWC    | Time Warner Cable Inc.                 | A | 2.44 | 0.40  |
| 2010-08-02 | VOD    | Vodafone   | C | -1.84 | 0.40  | CCE    | Coca-Cola Enterprises                  | A | 2.62 | 0.40  |
| 2010-08-02 | BBBY   | Bed Bath & Beyond  | C | -1.86 | 1.00  | SHLD   | Sears                                  | A | 2.39 | 1.00  |
| 2010-08-02 | NRG    | Nrg Energy   | D | -2.84 | 0.30  | DTE    | Dte Energy                             | A | 2.33 | 0.30  |
| 2010-08-02 | BMJ    | Bristol-myers Squibb                                     | C | -1.84 | 0.90  | MDT    | Medtronic                              | A | 2.26 | 0.90  |
| 2010-08-02 | DHI    | D.r. Horton  | D | -2.87 | 0.20  | RAI    | Reynolds American                      | A | 2.30 | 0.20  |
| 2010-08-02 | TWX    | Time Warner  | C | -1.84 | 1.60  | ABC    | Amerisourcebergen                      | A | 2.37 | 1.60  |
| 2010-08-02 | BEAM   | Beam Inc   | C | -1.86 | 1.30  | BF.B   | Brown-forman                           | A | 2.29 | 1.30  |
| 2010-08-02 | NYT    | New York Times   | C | -1.89 | 0.40  | YUM    | Yum Brands                             | A | 2.31 | 0.40  |
| 2010-08-02 | USB    | Us Bancorp   | C | -1.86 | 1.70  | MTB    | M&t Bank                               | A | 2.49 | 1.70  |
| 2010-08-02 | CEG    | Constellation Energy                                     | C | -1.86 | 0.50  | CMS    | Cms Energy                             | A | 2.31 | 0.50  |
| 2010-08-02 | XOM    | Exxon Mobil  | D | -2.87 | 2.20  | HAL    | Halliburton                            | A | 2.38 | 2.20  |
| 2010-08-02 | HON    | Honeywell International                                  | C | -1.85 | 1.20  | APH    | Amphenol                               | A | 2.40 | 1.20  |
| 2010-08-02 | EXC    | Exelon   | D | -2.86 | 1.10  | D      | Dominion Resources                     | A | 2.26 | 1.10  |
| 2010-08-02 | UPS    | United Parcel Service                                    | C | -1.84 | 1.20  |        | Fidelity National Information Services | A | 2.38 | 1.20  |
| 2010-08-02 | SLF    | Sun Life Financial Och-ziff Capital Management Group Llc | D | -2.86 | 0.60  | AAPL   | Apple                                  | A | 2.56 | 0.60  |
| 2010-08-02 | OZM    | Regions Financial  | C | -1.87 | 0.20  | VTR    | Ventas                                 | A | 2.48 | 0.20  |
| 2010-08-02 | RF     | Regions Financial  | C | -1.86 | 0.40  | EQR    | Equity Residential                     | A | 2.47 | 0.40  |
| 2010-08-02 | MDLZ   | Mondelez International                                   | C | -1.84 | 0.70  | SJM    | Jm Smucker                             | A | 2.29 | 0.70  |
| 2010-08-02 | ARNC   | Arconic  | D | -2.89 | 0.30  | ECL    | Ecolab                                 | A | 2.27 | 0.30  |
| 2010-09-01 | SLM    | Slm  | C | -1.86 | 0.70  | HBAN   | Huntington Bancshares                  | A | 2.89 | 0.70  |
| 2010-09-01 | AMAT   | Applied Materials  | D | -2.88 | 0.30  | CRM    | Salesforce.com                         | A | 2.88 | 0.30  |
| 2010-09-01 | AMGN   | Amgen  | D | -2.86 | 0.60  | HSP    | Hospira                                | A | 2.41 | 0.60  |
| 2010-09-01 | APC    | Anadarko Petroleum                                       | D | -2.89 | 1.00  | FTI    | Fmc Technologies                       | A | 2.53 | 1.00  |
| 2010-09-01 | AXP    | American Express   | C | -1.86 | 2.40  | AFL    | Aflac                                  | A | 2.72 | 2.40  |
| 2010-09-01 | BAC    | Bank Of America  | D | -2.89 | 2.00  | HST    | Host Hotels & Resorts                  | A | 2.67 | 2.00  |
| 2010-09-01 | BK     | Bank Of New York Mellon                                  | D | -2.87 | 1.00  | AMP    | Ameriprise Financial                   | A | 2.62 | 1.00  |
| 2010-09-01 | CBE    | Cooper Industries  | C | -1.86 | 0.70  | CMI    | Cummins                                | A | 2.75 | 0.70  |
| 2010-09-01 | MON    | Monsanto   | D | -2.90 | 1.10  | TSN    | Tyson Foods                            | A | 2.63 | 1.10  |
| 2010-09-01 | NYX    | NYSE Euronext  | C | -1.86 | 0.60  | SPG    | Simon Property                         | A | 2.60 | 0.60  |
| 2010-09-01 | COF    | Capital One Financial                                    | C | -1.86 | 0.70  | DFS    | Discover Financial Services            | A | 2.52 | 0.70  |
| 2010-09-01 | DELL   | Dell   | D | -2.88 | 0.50  | RHT    | Red Hat                                | A | 2.75 | 0.50  |
| 2010-09-01 | GE     | General Electric   | D | -2.87 | 2.60  | CAT    | Caterpillar                            | A | 2.51 | 2.60  |

| Date       | Ticker | Name                                     | R | SM    | W (%) | Ticker | Name   | R | SM   | W (%) |
|------------|--------|--|---|-------|-------|--------|--|---|------|-------|
| 2010-09-01 | HD     | The Home Depot                           | C | -1.87 | 1.70  | WYNN   | Wynn Resorts                                 | A | 2.89 | 1.70  |
| 2010-09-01 | HOG    | Harley-davidson                          | C | -1.88 | 0.50  | JCI    | Johnson Controls                             | A | 2.53 | 0.50  |
| 2010-09-01 | HRB    | H.& R.block                              | D | -2.91 | 0.30  |        |  |   |      |       |
| 2010-09-01 | IFF    | International<br>Flavors &<br>Fragrances | C | -1.85 | 0.90  | TIE    | Titanium Metals                              | A | 2.77 | 0.90  |
| 2010-09-01 | IP     | International<br>Paper                   | C | -1.87 | 1.20  | DOW    | Dow Chemical                                 | A | 2.68 | 1.20  |
| 2010-09-01 | ITW    | Illinois Tool Works                      | D | -2.86 | 1.20  | PTV    | Pactiv Corp                                  | A | 2.50 | 1.20  |
| 2010-09-01 | JNJ    | Johnson &<br>Johnson                     | D | -2.85 | 1.00  | ESRX   | Express Scripts<br>Holding                   | A | 2.33 | 1.00  |
| 2010-09-01 | LM     | Legg Mason                               | C | -1.87 | 0.80  | TMK    | Torchmark                                    | A | 2.50 | 0.80  |
| 2010-09-01 | LNC    | Lincoln National                         | D | -2.87 | 0.80  | VNO    | Vornado Realty<br>Trust                      | A | 2.49 | 0.80  |
| 2010-09-01 | MAS    | Masco                                    | D | -2.90 | 0.60  | GR     | Goodrich                                     | A | 2.45 | 0.60  |
| 2010-09-01 | MAT    | Mattel                                   | C | -1.85 | 0.90  | DPS    | Dr Pepper Snapple                            | A | 2.53 | 0.90  |
| 2010-09-01 | EA     | Electronic Arts                          | D | -2.85 | 0.40  | MJN    | Mead Johnson<br>Nutrition                    | A | 2.34 | 0.40  |
| 2010-09-01 | MHFI   | McGraw Hill Fin                          | D | -2.87 | 1.00  | CMA    | Comerica                                     | A | 2.48 | 1.00  |
| 2010-09-01 | MI     | Marshall & Ilsley                        | C | -1.89 | 0.20  | MTB    | M&t Bank                                     | A | 2.48 | 0.20  |
| 2010-09-01 |        | Minnesota Mng.&<br>Mfg                   | C | -1.85 | 1.90  | FDX    | Fedex  | A | 2.40 | 1.90  |
| 2010-09-01 | MRK    | Merck & Co                               | C | -1.86 | 1.20  | VAR    | Varian Medical<br>Systems                    | A | 2.33 | 1.20  |
| 2010-09-01 | MSFT   | Microsoft                                | D | -2.87 | 1.30  | NTAP   | Netapp                                       | A | 2.67 | 1.30  |
| 2010-09-01 | NUE    | Nucor                                    | D | -2.87 | 1.00  | BTU    | Peabody Energy<br>Corp                       | A | 2.30 | 1.00  |
| 2010-09-01 | COP    | Conocophillips                           | C | -1.85 | 0.60  | HAL    | Halliburton                                  | A | 2.37 | 0.60  |
| 2010-09-01 | PFE    | Pfizer                                   | D | -2.86 | 1.00  | HUM    | Humana                                       | A | 2.30 | 1.00  |
| 2010-09-01 | PLL    | Pall Corp                                | C | -1.86 | 0.10  | APH    | Amphenol                                     | A | 2.39 | 0.10  |
| 2010-09-01 | SLB    | Schlumberger                             | D | -2.87 | 1.20  | WMB    | Williams<br>Companies                        | A | 2.32 | 1.20  |
| 2010-09-01 | BP     | Bp Adr                                   | D | -2.90 | 0.90  |        |  |   |      |       |
| 2010-09-01 | TIF    | Tiffany                                  | C | -1.87 | 0.50  | WFM    | Whole Foods<br>Market                        | A | 2.72 | 0.50  |
| 2010-09-01 | USG    | Usg                                      | D | -2.92 | 0.20  |        |  |   |      |       |
| 2010-09-01 | VMC    | Vulcan Materials<br>Co                   | D | -2.89 | 0.70  | UNP    | Union Pacific                                | A | 2.38 | 0.70  |
| 2010-09-01 | WFC    | Wells Fargo                              | D | -2.88 | 1.90  | EQR    | Equity Residential                           | A | 2.48 | 1.90  |
| 2010-09-01 | WHR    | Whirlpool                                | C | -1.88 | 0.90  | HAS    | Hasbro                                       | A | 2.33 | 0.90  |
| 2010-09-01 | WMT    | Wal-mart Stores                          | D | -2.85 | 0.40  | DISCA  | Discovery<br>Communications                  | A | 2.63 | 0.40  |
| 2010-09-01 | WY     | Weyerhaeuser                             | D | -2.95 | 0.20  |        |  |   |      |       |
| 2010-09-01 | INTC   | Intel                                    | C | -1.88 | 0.60  | AAPL   | Apple  | A | 2.53 | 0.60  |
| 2010-09-01 | LMT    | Lockheed Martin                          | C | -1.87 | 0.60  |        | Fidelity National<br>Information<br>Services | A | 2.35 | 0.60  |
| 2010-09-01 | S      | Sprint Nextel                            | C | -1.87 | 0.30  | PCS    | T-Mobile US Inc.                             | A | 2.28 | 0.30  |
| 2010-09-01 | MGM    | Mgm Resorts<br>International             | D | -2.91 | 0.30  |        |  |   |      |       |
| 2010-09-01 | CSCO   | Cisco Systems                            | D | -2.88 | 0.40  | TDC    | Teradata                                     | A | 2.49 | 0.40  |
| 2010-09-01 | FD     | Macy's                                   | C | -1.86 | 0.40  | AMZN   | Amazon.com                                   | A | 2.63 | 0.40  |
| 2010-09-01 | MWV    | MeadWestvaco                             | D | -2.87 | 0.60  | BLL    | Ball   | A | 2.34 | 0.60  |
| 2010-09-01 | BBBY   | Bed Bath &<br>Beyond                     | C | -1.87 | 1.00  | KMX    | Carmax                                       | A | 2.56 | 1.00  |
| 2010-09-01 | NRG    | Nrg Energy                               | D | -2.85 | 0.30  | TEG    | Integrays Energy                             | A | 2.42 | 0.30  |
| 2010-09-01 | JPM    | Jpmorgan Chase                           | D | -2.85 | 3.20  | VTR    | Ventas                                       | A | 2.47 | 3.20  |
| 2010-09-01 | DHI    | D.r. Horton                              | D | -2.88 | 0.20  | SJM    | Jm Smucker                                   | A | 2.29 | 0.20  |
| 2010-09-01 | TWX    | Time Warner                              | C | -1.85 | 1.60  | BIG    | Big Lots                                     | A | 2.41 | 1.60  |
| 2010-09-01 | BEAM   | Beam Inc                                 | C | -1.86 | 1.50  | HRL    | Hormel Foods                                 | A | 2.29 | 1.50  |
| 2010-09-01 | NYT    | New York Times                           | C | -1.91 | 0.30  | TWC    | Time Warner<br>Cable Inc.                    | A | 2.40 | 0.30  |
| 2010-09-01 | USB    | Us Bancorp                               | C | -1.87 | 1.50  | AVB    | Avalonbay<br>Communities                     | A | 2.45 | 1.50  |
| 2010-09-01 | CEG    | Constellation<br>Energy                  | C | -1.87 | 0.50  | DTE    | Dte Energy                                   | A | 2.34 | 0.50  |
| 2010-09-01 | XOM    | Exxon Mobil                              | D | -2.87 | 2.20  | EP     | El Paso<br>Corporation                       | A | 2.31 | 2.20  |
| 2010-09-01 | HON    | Honeywell<br>International               | C | -1.86 | 1.10  | RSG    | Republic Services                            | A | 2.32 | 1.10  |
| 2010-09-01 | EXC    | Exelon                                   | D | -2.86 | 1.10  | CMS    | Cms Energy                                   | A | 2.34 | 1.10  |
| 2010-09-01 | UPS    | United Parcel<br>Service                 | C | -1.84 | 1.30  | UTX    | United<br>Technologies                       | A | 2.30 | 1.30  |
| 2010-09-01 | SLF    | Sun Life Financial                       | D | -2.87 | 0.60  | CCE    | Coca-Cola<br>Enterprises                     | A | 2.63 | 0.60  |

| Date       | Ticker | Name                                  | R | SM    | W (%) | Ticker | Name                        | R | SM   | W (%) |
|------------|--------|---------------------------------------|---|-------|-------|--------|-----------------------------|---|------|-------|
| 2010-09-01 | OZM    | Och-ziff Capital Management Group Llc | C | -1.88 | 0.20  | BXP    | Boston Properties           | A | 2.45 | 0.20  |
| 2010-09-01 | RF     | Regions Financial                     | C | -1.87 | 0.40  | HCP    | Hcp                         | A | 2.38 | 0.40  |
| 2010-09-01 | RDS.A  | Royal Dutch Shell Adr                 | D | -2.84 | 1.90  | MRO    | Marathon Oil                | A | 2.27 | 1.90  |
| 2010-09-01 | MDLZ   | Mondelez International                | C | -1.84 | 0.70  | RAI    | Reynolds American           | A | 2.29 | 0.70  |
| 2010-09-01 | ARNC   | Arconic                               | D | -2.90 | 0.30  | ECL    | Ecolab                      | A | 2.27 | 0.30  |
| 2010-10-01 | AMAT   | Applied Materials                     | D | -2.87 | 0.70  | RHT    | Red Hat                     | A | 2.87 | 0.70  |
| 2010-10-01 | BAC    | Bank Of America                       | D | -2.89 | 1.90  | HBAN   | Huntington Bancshares       | A | 2.93 | 1.90  |
| 2010-10-01 | BEC    | Beckman Coulter                       | D | -2.89 | 0.40  | HSP    | Hospira                     | A | 2.44 | 0.40  |
| 2010-10-01 | BK     | Bank Of New York Mellon               | D | -2.87 | 1.00  | AFL    | Aflac                       | A | 2.76 | 1.00  |
| 2010-10-01 | CBE    | Cooper Industries                     | C | -1.84 | 0.70  | CMI    | Cummins                     | A | 2.86 | 0.70  |
| 2010-10-01 | COF    | Capital One Financial                 | C | -1.86 | 0.70  | HST    | Host Hotels & Resorts       | A | 2.72 | 0.70  |
| 2010-10-01 | DELL   | Dell                                  | D | -2.88 | 0.50  | CRM    | Salesforce.com              | A | 2.85 | 0.50  |
| 2010-10-01 | HD     | The Home Depot                        | C | -1.85 | 1.80  | WYNN   | Wynn Resorts                | A | 2.94 | 1.80  |
| 2010-10-01 | HOG    | Harley-davidson                       | C | -1.87 | 0.50  | TSN    | Tyson Foods                 | A | 2.62 | 0.50  |
| 2010-10-01 | HRB    | H.& R.block                           | D | -2.91 | 0.20  |        |                             |   |      |       |
| 2010-10-01 | IP     | International Paper                   | D | -2.87 | 1.20  | TIE    | Titanium Metals             | A | 2.82 | 1.20  |
| 2010-10-01 | LM     | Legg Mason                            | C | -1.85 | 0.90  | AMP    | Ameriprise Financial        | A | 2.64 | 0.90  |
| 2010-10-01 | LNC    | Lincoln National                      | D | -2.88 | 0.70  | SPG    | Simon Property              | A | 2.60 | 0.70  |
| 2010-10-01 | MAS    | Masco                                 | D | -2.90 | 0.50  | CAT    | Caterpillar                 | A | 2.59 | 0.50  |
| 2010-10-01 | EA     | Electronic Arts                       | D | -2.84 | 0.40  | JCI    | Johnson Controls            | A | 2.59 | 0.40  |
| 2010-10-01 | MI     | Marshall & Ilsley                     | C | -1.88 | 0.20  | DFS    | Discover Financial Services | A | 2.57 | 0.20  |
| 2010-10-01 | MSFT   | Microsoft                             | D | -2.87 | 1.20  | NTAP   | Netapp                      | A | 2.78 | 1.20  |
| 2010-10-01 | NUE    | Nucor                                 | D | -2.87 | 1.00  | DOW    | Dow Chemical                | A | 2.74 | 1.00  |
| 2010-10-01 | USG    | Usg                                   | D | -2.91 | 0.20  |        |                             |   |      |       |
| 2010-10-01 | VMC    | Vulcan Materials Co                   | D | -2.89 | 0.70  | PTV    | Pactiv Corp                 | A | 2.51 | 0.70  |
| 2010-10-01 | WFC    | Wells Fargo                           | D | -2.87 | 1.80  | TMK    | Torchmark                   | A | 2.52 | 1.80  |
| 2010-10-01 | WHR    | Whirlpool                             | C | -1.88 | 1.00  | DPS    | Dr Pepper Snapple           | A | 2.49 | 1.00  |
| 2010-10-01 | WY     | Weyerhaeuser                          | D | -2.95 | 0.30  |        |                             |   |      |       |
| 2010-10-01 | LMT    | Lockheed Martin                       | D | -2.87 | 0.60  | GR     | Goodrich                    | A | 2.47 | 0.60  |
| 2010-10-01 | MGM    | Mgm Resorts International             | D | -2.89 | 0.30  | WFM    | Whole Foods Market          | A | 2.75 | 0.30  |
| 2010-10-01 | CSCO   | Cisco Systems                         | D | -2.87 | 0.40  | AAPL   | Apple                       | A | 2.60 | 0.40  |
| 2010-10-01 | BBBY   | Bed Bath & Beyond                     | C | -1.85 | 1.00  | KMX    | Carmax                      | A | 2.74 | 1.00  |
| 2010-10-01 | NRG    | Nrg Energy                            | D | -2.85 | 0.20  | TEG    | Integrays Energy            | A | 2.44 | 0.20  |
| 2010-10-01 | DHI    | D.r. Horton                           | D | -2.88 | 0.20  | MJN    | Mead Johnson Nutrition      | A | 2.36 | 0.20  |
| 2010-10-01 | TWX    | Time Warner                           | C | -1.85 | 1.50  | AMZN   | Amazon.com                  | A | 2.73 | 1.50  |
| 2010-10-01 | NYT    | New York Times                        | D | -2.91 | 0.30  |        |                             |   |      |       |
| 2010-10-01 | USB    | Us Bancorp                            | D | -2.87 | 1.40  | VNO    | Vornado Realty Trust        | A | 2.49 | 1.40  |
| 2010-10-01 | CEG    | Constellation Energy                  | D | -2.86 | 0.50  | CMS    | Cms Energy                  | A | 2.34 | 0.50  |
| 2010-10-01 | XOM    | Exxon Mobil                           | D | -2.86 | 2.30  | FTI    | Fmc Technologies            | A | 2.57 | 2.30  |
| 2010-10-01 | SLF    | Sun Life Financial                    | D | -2.87 | 0.60  | DISCA  | Discovery Communications    | A | 2.70 | 0.60  |
| 2010-10-01 | RF     | Regions Financial                     | C | -1.87 | 0.40  | EQR    | Equity Residential          | A | 2.48 | 0.40  |
| 2010-11-01 | SLM    | Slm                                   | C | -1.84 | 0.60  | AFL    | Aflac                       | A | 2.81 | 0.60  |
| 2010-11-01 | AMAT   | Applied Materials                     | D | -2.86 | 0.80  | RHT    | Red Hat                     | A | 2.90 | 0.80  |
| 2010-11-01 | AXP    | American Express                      | C | -1.84 | 2.20  | HST    | Host Hotels & Resorts       | A | 2.78 | 2.20  |
| 2010-11-01 | BAC    | Bank Of America                       | D | -2.90 | 1.70  |        |                             |   |      |       |
| 2010-11-01 | BEC    | Beckman Coulter                       | D | -2.87 | 0.40  | HSP    | Hospira                     | A | 2.46 | 0.40  |
| 2010-11-01 | BK     | Bank Of New York Mellon               | D | -2.87 | 0.90  | AMP    | Ameriprise Financial        | A | 2.69 | 0.90  |
| 2010-11-01 | COF    | Capital One Financial                 | D | -2.87 | 0.70  | SPG    | Simon Property              | A | 2.63 | 0.70  |
| 2010-11-01 | HRB    | H.& R.block                           | D | -2.92 | 0.20  |        |                             |   |      |       |
| 2010-11-01 | LM     | Legg Mason                            | C | -1.85 | 1.00  | DFS    | Discover Financial Services | A | 2.61 | 1.00  |
| 2010-11-01 | LNC    | Lincoln National                      | D | -2.88 | 0.70  | TMK    | Torchmark                   | A | 2.55 | 0.70  |
| 2010-11-01 | MAS    | Masco                                 | D | -2.90 | 0.50  |        |                             |   |      |       |
| 2010-11-01 | MI     | Marshall & Ilsley                     | C | -1.91 | 0.20  | VNO    | Vornado Realty Trust        | A | 2.51 | 0.20  |

| Date       | Ticker | Name                                | R | SM    | W (%) | Ticker | Name                        | R | SM   | W (%) |
|------------|--------|-------------------------------------|---|-------|-------|--------|-----------------------------|---|------|-------|
| 2010-11-01 | NUE    | Nucor                               | D | -2.87 | 1.00  | DOW    | Dow Chemical                | A | 2.82 | 1.00  |
| 2010-11-01 | USG    | Usg                                 | D | -2.91 | 0.20  |        |                             |   |      |       |
| 2010-11-01 | VMC    | Vulcan Materials Co                 | D | -2.90 | 0.70  | CMI    | Cummins                     | A | 2.83 | 0.70  |
| 2010-11-01 | WFC    | Wells Fargo                         | D | -2.87 | 1.80  | EQR    | Equity Residential          | A | 2.49 | 1.80  |
| 2010-11-01 | WHR    | Whirlpool                           | C | -1.89 | 0.90  | JCI    | Johnson Controls            | A | 2.67 | 0.90  |
| 2010-11-01 | WY     | Weyerhaeuser                        | D | -2.95 | 0.30  |        |                             |   |      |       |
| 2010-11-01 | LMT    | Lockheed Martin                     | D | -2.86 | 0.60  | CAT    | Caterpillar                 | A | 2.60 | 0.60  |
| 2010-11-01 | S      | Sprint Nextel                       | C | -1.86 | 0.20  | PCS    | T-Mobile US Inc.            | A | 2.32 | 0.20  |
| 2010-11-01 | NRG    | Nrg Energy                          | D | -2.86 | 0.20  | TEG    | Integrays Energy            | A | 2.44 | 0.20  |
| 2010-11-01 | JPM    | Jpmorgan Chase                      | D | -2.85 | 3.00  | VTR    | Ventas                      | A | 2.49 | 3.00  |
| 2010-11-01 | DHI    | D.r. Horton                         | D | -2.88 | 0.20  | TSN    | Tyson Foods                 | A | 2.59 | 0.20  |
| 2010-11-01 | TWX    | Time Warner                         | C | -1.84 | 1.60  | WYNN   | Wynn Resorts                | A | 3.00 | 1.60  |
| 2010-11-01 | NYT    | New York Times                      | D | -2.91 | 0.30  |        |                             |   |      |       |
| 2010-11-01 | CEG    | Constellation Energy                | D | -2.87 | 0.40  | CMS    | Cms Energy                  | A | 2.34 | 0.40  |
| 2010-11-01 | SLF    | Sun Life Financial Och-ziff Capital | D | -2.86 | 0.60  | CRM    | Salesforce.com              | A | 2.86 | 0.60  |
| 2010-11-01 | OZM    | Management Group Llc                | C | -1.84 | 0.20  | BXP    | Boston Properties           | A | 2.46 | 0.20  |
| 2010-11-01 | RF     | Regions Financial                   | C | -1.86 | 0.30  | AVB    | Avalonbay Communities       | A | 2.44 | 0.30  |
| 2010-12-01 | AXP    | American Express                    | C | -1.83 | 2.30  | HST    | Host Hotels & Resorts       | A | 2.82 | 2.30  |
| 2010-12-01 | BAC    | Bank Of America                     | D | -2.90 | 1.60  |        |                             |   |      |       |
| 2010-12-01 | NYX    | NYSE Euronext                       | C | -1.85 | 0.60  | AFL    | Aflac                       | A | 2.77 | 0.60  |
| 2010-12-01 | COF    | Capital One Financial               | D | -2.84 | 0.70  | AMP    | Ameriprise Financial        | A | 2.71 | 0.70  |
| 2010-12-01 | HRB    | H.& R.block                         | D | -2.91 | 0.20  |        |                             |   |      |       |
| 2010-12-01 | KEY    | Keycorp                             | C | -1.86 | 0.40  | DFS    | Discover Financial Services | A | 2.64 | 0.40  |
| 2010-12-01 | KMB    | Kimberly-clark                      | C | -1.84 | 1.00  | JCI    | Johnson Controls            | A | 2.73 | 1.00  |
| 2010-12-01 | MI     | Marshall & Ilsley                   | C | -1.92 | 0.20  | SPG    | Simon Property              | A | 2.64 | 0.20  |
| 2010-12-01 | NUE    | Nucor                               | D | -2.84 | 1.00  | DOW    | Dow Chemical                | A | 2.86 | 1.00  |
| 2010-12-01 | WHR    | Whirlpool                           | D | -2.89 | 0.90  | TSN    | Tyson Foods                 | A | 2.62 | 0.90  |
| 2010-12-01 | WY     | Weyerhaeuser                        | D | -2.95 | 0.30  |        |                             |   |      |       |
| 2010-12-01 | LMT    | Lockheed Martin                     | D | -2.87 | 0.50  | CMI    | Cummins                     | A | 2.94 | 0.50  |
| 2010-12-01 | ETR    | Entergy                             | D | -2.85 | 0.70  | TEG    | Integrays Energy            | A | 2.41 | 0.70  |
| 2010-12-01 | S      | Sprint Nextel                       | C | -1.87 | 0.20  | PCS    | T-Mobile US Inc.            | A | 2.37 | 0.20  |
| 2010-12-01 | CSCO   | Cisco Systems                       | D | -2.87 | 0.30  | CRM    | Salesforce.com              | A | 3.00 | 0.30  |
| 2010-12-01 | NRG    | Nrg Energy                          | D | -2.86 | 0.20  | CMS    | Cms Energy                  | A | 2.34 | 0.20  |
| 2010-12-01 | JPM    | Jpmorgan Chase                      | D | -2.84 | 3.00  | TMK    | Torchmark                   | A | 2.58 | 3.00  |
| 2010-12-01 | TWX    | Time Warner                         | C | -1.85 | 1.40  | WYNN   | Wynn Resorts                | A | 3.00 | 1.40  |
| 2010-12-01 | CEG    | Constellation Energy                | D | -2.88 | 0.40  | SCG    | Scana                       | A | 2.26 | 0.40  |
| 2010-12-01 | RF     | Regions Financial                   | C | -1.87 | 0.30  | EQR    | Equity Residential          | A | 2.51 | 0.30  |
| 2011-01-03 | AMGN   | Amgen                               | C | -1.84 | 0.50  | HSP    | Hospira                     | A | 2.43 | 0.50  |
| 2011-01-03 | CPB    | Campbell Soup                       | C | -1.85 | 0.40  | JCI    | Johnson Controls            | A | 2.76 | 0.40  |
| 2011-01-03 | HRB    | H.& R.block                         | D | -2.91 | 0.20  |        |                             |   |      |       |
| 2011-01-03 | HSY    | The Hershey                         | C | -1.85 | 1.40  | TSN    | Tyson Foods                 | A | 2.62 | 1.40  |
| 2011-01-03 | KMB    | Kimberly-clark                      | C | -1.84 | 1.00  | MJN    | Mead Johnson Nutrition      | A | 2.40 | 1.00  |
| 2011-01-03 | MI     | Marshall & Ilsley                   | C | -1.89 | 0.20  | HST    | Host Hotels & Resorts       | A | 2.90 | 0.20  |
| 2011-01-03 | WY     | Weyerhaeuser                        | D | -2.94 | 0.40  |        |                             |   |      |       |
| 2011-01-03 | LMT    | Lockheed Martin                     | D | -2.87 | 0.50  | CMI    | Cummins                     | A | 3.00 | 0.50  |
| 2011-01-03 | ETR    | Entergy                             | D | -2.85 | 1.20  | TEG    | Integrays Energy            | A | 2.41 | 1.20  |
| 2011-01-03 | CSCO   | Cisco Systems                       | D | -2.86 | 0.60  | CRM    | Salesforce.com              | A | 3.00 | 0.60  |
| 2011-01-03 | NRG    | Nrg Energy                          | D | -2.86 | 0.20  | CMS    | Cms Energy                  | A | 2.35 | 0.20  |
| 2011-01-03 | RF     | Regions Financial                   | C | -1.84 | 0.40  | AFL    | Aflac                       | A | 2.83 | 0.40  |
| 2011-02-01 | AMGN   | Amgen                               | C | -1.84 | 0.50  | ESRX   | Express Scripts Holding     | A | 2.44 | 0.50  |
| 2011-02-01 | CPB    | Campbell Soup                       | C | -1.85 | 0.40  | JCI    | Johnson Controls            | A | 2.74 | 0.40  |
| 2011-02-01 | DELL   | Dell                                | C | -1.84 | 0.40  | CRM    | Salesforce.com              | A | 3.00 | 0.40  |
| 2011-02-01 | HRB    | H.& R.block                         | D | -2.91 | 0.20  |        |                             |   |      |       |
| 2011-02-01 | HSY    | The Hershey                         | C | -1.85 | 1.40  | TSN    | Tyson Foods                 | A | 2.65 | 1.40  |
| 2011-02-01 | JNJ    | Johnson & Johnson                   | C | -1.84 | 1.10  | VAR    | Varian Medical Systems      | A | 2.41 | 1.10  |
| 2011-02-01 | KMB    | Kimberly-clark                      | C | -1.84 | 1.00  | MJN    | Mead Johnson Nutrition      | A | 2.37 | 1.00  |
| 2011-02-01 | LLY    | Eli Lilly                           | D | -2.83 | 0.60  | HUM    | Humana                      | A | 2.36 | 0.60  |
| 2011-02-01 | MI     | Marshall & Ilsley                   | C | -1.88 | 0.20  | HST    | Host Hotels & Resorts       | A | 2.93 | 0.20  |
| 2011-02-01 | MRK    | Merck & Co                          | C | -1.85 | 0.90  | SYK    | Stryker                     | A | 2.31 | 0.90  |
| 2011-02-01 | PPL    | Ppl                                 | D | -2.85 | 0.50  | TEG    | Integrays Energy            | A | 2.40 | 0.50  |

| Date       | Ticker | Name                      | R | SM    | W (%) | Ticker | Name                           | R | SM   | W (%) |
|------------|--------|---------------------------|---|-------|-------|--------|--------------------------------|---|------|-------|
| 2011-02-01 | ALL    | Allstate                  | C | -1.84 | 0.80  | AFL    | Aflac                          | A | 2.85 | 0.80  |
| 2011-02-01 | WY     | Weyerhaeuser              | D | -2.93 | 0.40  |        |                                |   |      |       |
| 2011-02-01 | ETR    | Entergy                   | D | -2.85 | 1.10  | CMS    | Cms Energy                     | A | 2.37 | 1.10  |
| 2011-02-01 | CSCO   | Cisco Systems             | D | -2.85 | 0.60  | FFIV   | F5 Networks                    | A | 2.95 | 0.60  |
| 2011-02-01 | RF     | Regions Financial         | C | -1.84 | 0.40  | AMP    | Ameriprise<br>Financial        | A | 2.85 | 0.40  |
| 2011-03-01 | AMGN   | Amgen                     | C | -1.85 | 0.50  | ESRX   | Express Scripts<br>Holding     | A | 2.42 | 0.50  |
| 2011-03-01 | CPB    | Campbell Soup             | D | -2.85 | 0.40  | JCI    | Johnson Controls               | A | 2.77 | 0.40  |
| 2011-03-01 | JNJ    | Johnson &<br>Johnson      | C | -1.84 | 1.10  | VAR    | Varian Medical<br>Systems      | A | 2.42 | 1.10  |
| 2011-03-01 | LLY    | Eli Lilly                 | D | -2.84 | 0.60  | HUM    | Humana                         | A | 2.39 | 0.60  |
| 2011-03-01 | MRK    | Merck & Co                | D | -2.86 | 0.90  | SYK    | Stryker                        | A | 2.33 | 0.90  |
| 2011-03-01 | PCG    | Pg&e                      | C | -1.84 | 0.60  | TEG    | Integrys Energy                | A | 2.41 | 0.60  |
| 2011-03-01 | PPL    | Ppl                       | D | -2.85 | 0.50  | CMS    | Cms Energy                     | A | 2.36 | 0.50  |
| 2011-03-01 | ETR    | Entergy                   | D | -2.85 | 1.10  | D      | Dominion<br>Resources          | A | 2.28 | 1.10  |
| 2011-03-01 | CSCO   | Cisco Systems             | D | -2.87 | 0.50  | FFIV   | F5 Networks                    | A | 2.98 | 0.50  |
| 2011-04-01 | AMGN   | Amgen                     | D | -2.85 | 0.60  | ESRX   | Express Scripts<br>Holding     | A | 2.43 | 0.60  |
| 2011-04-01 | SPLS   | Staples                   | C | -1.86 | 0.10  | WFM    | Whole Foods<br>Market          | A | 3.00 | 0.10  |
| 2011-04-01 | AVP    | Avon Products             | D | -2.87 | 1.00  | JCI    | Johnson Controls               | A | 2.81 | 1.00  |
| 2011-04-01 | BAC    | Bank Of America           | C | -1.85 | 1.60  | HST    | Host Hotels &<br>Resorts       | A | 2.85 | 1.60  |
| 2011-04-01 | CPB    | Campbell Soup             | D | -2.85 | 0.60  | TSN    | Tyson Foods                    | A | 2.73 | 0.60  |
| 2011-04-01 | MAR    | Marriott<br>International | C | -1.86 | 0.50  | WYNN   | Wynn Resorts                   | A | 3.00 | 0.50  |
| 2011-04-01 | JNJ    | Johnson &<br>Johnson      | D | -2.84 | 1.30  | HUM    | Humana                         | A | 2.43 | 1.30  |
| 2011-04-01 | MRK    | Merck & Co                | D | -2.85 | 1.10  | VAR    | Varian Medical<br>Systems      | A | 2.42 | 1.10  |
| 2011-04-01 | PPL    | Ppl                       | D | -2.85 | 0.50  | TEG    | Integrys Energy                | A | 2.42 | 0.50  |
| 2011-04-01 | CSCO   | Cisco Systems             | D | -2.88 | 0.50  | CRM    | Salesforce.com                 | A | 3.00 | 0.50  |
| 2011-04-01 | EXPE   | Expedia                   | C | -1.87 | 0.30  | NFLX   | Netflix                        | A | 3.00 | 0.30  |
| 2011-05-02 | SPLS   | Staples                   | D | -2.85 | 0.20  | WFM    | Whole Foods<br>Market          | A | 3.00 | 0.20  |
| 2011-05-02 | BAC    | Bank Of America           | C | -1.86 | 1.50  | HST    | Host Hotels &<br>Resorts       | A | 2.86 | 1.50  |
| 2011-05-02 | CPB    | Campbell Soup             | D | -2.85 | 0.60  | JCI    | Johnson Controls               | A | 2.78 | 0.60  |
| 2011-05-02 | MAR    | Marriott<br>International | C | -1.86 | 0.50  | WYNN   | Wynn Resorts                   | A | 3.00 | 0.50  |
| 2011-05-02 | KEY    | Keycorp                   | C | -1.85 | 0.40  | DFS    | Discover Financial<br>Services | A | 2.84 | 0.40  |
| 2011-05-02 | WFC    | Wells Fargo               | C | -1.86 | 1.70  | AMP    | Ameriprise<br>Financial        | A | 2.83 | 1.70  |
| 2011-05-02 | WHR    | Whirlpool                 | C | -1.84 | 1.10  | TSN    | Tyson Foods                    | A | 2.75 | 1.10  |
| 2011-05-02 | CSCO   | Cisco Systems             | D | -2.88 | 0.50  | CRM    | Salesforce.com                 | A | 3.00 | 0.50  |
| 2011-05-02 | NYT    | New York Times            | C | -1.88 | 0.30  | NFLX   | Netflix                        | A | 3.00 | 0.30  |
| 2011-05-02 | EXC    | Exelon                    | C | -1.84 | 1.20  | TEG    | Integrys Energy                | A | 2.44 | 1.20  |
| 2011-05-02 | HPQ    | Hp                        | D | -2.86 | 0.80  | NTAP   | Netapp                         | A | 2.83 | 0.80  |
| 2011-05-02 | EXPE   | Expedia                   | C | -1.86 | 0.30  | CMG    | Chipotle Mexican<br>Grill      | A | 3.00 | 0.30  |
| 2011-06-01 | ADM    | Archer Daniels<br>Midland | C | -1.86 | 0.30  | JCI    | Johnson Controls               | A | 2.73 | 0.30  |
| 2011-06-01 | AMAT   | Applied Materials         | C | -1.87 | 0.70  | CRM    | Salesforce.com                 | A | 3.00 | 0.70  |
| 2011-06-01 | SPLS   | Staples                   | D | -2.88 | 0.10  | WFM    | Whole Foods<br>Market          | A | 3.00 | 0.10  |
| 2011-06-01 | BAC    | Bank Of America           | C | -1.87 | 1.40  | HST    | Host Hotels &<br>Resorts       | A | 2.83 | 1.40  |
| 2011-06-01 | MON    | Monsanto                  | C | -1.85 | 1.10  | TSN    | Tyson Foods                    | A | 2.72 | 1.10  |
| 2011-06-01 | MAR    | Marriott<br>International | C | -1.86 | 0.60  | WYNN   | Wynn Resorts                   | A | 3.00 | 0.60  |
| 2011-06-01 | EMR    | Emerson Electric          | C | -1.86 | 0.40  | CMI    | Cummins                        | A | 2.94 | 0.40  |
| 2011-06-01 | MS     | Morgan Stanley            | C | -1.88 | 0.30  | DFS    | Discover Financial<br>Services | A | 2.80 | 0.30  |
| 2011-06-01 | KEY    | Keycorp                   | C | -1.86 | 0.40  | AMP    | Ameriprise<br>Financial        | A | 2.79 | 0.40  |
| 2011-06-01 | MSFT   | Microsoft                 | D | -2.86 | 1.10  | NTAP   | Netapp                         | A | 2.85 | 1.10  |
| 2011-06-01 | NUE    | Nucor                     | C | -1.86 | 1.00  | DOW    | Dow Chemical                   | A | 2.93 | 1.00  |
| 2011-06-01 | STI    | Suntrust Banks            | C | -1.87 | 0.80  | SPG    | Simon Property                 | A | 2.73 | 0.80  |
| 2011-06-01 | USG    | Usg                       | C | -1.88 | 0.20  | CAT    | Caterpillar                    | A | 2.76 | 0.20  |
| 2011-06-01 | VMC    | Vulcan Materials<br>Co    | C | -1.86 | 0.70  | DE     | Deere                          | A | 2.56 | 0.70  |
| 2011-06-01 | WFC    | Wells Fargo               | C | -1.87 | 1.60  | TMK    | Torchmark                      | A | 2.63 | 1.60  |

| Date       | Ticker | Name                                  | R | SM    | W (%) | Ticker | Name                        | R | SM   | W (%) |
|------------|--------|---------------------------------------|---|-------|-------|--------|-----------------------------|---|------|-------|
| 2011-06-01 | WHR    | Whirlpool                             | C | -1.84 | 1.10  | MJN    | Mead Johnson Nutrition      | A | 2.43 | 1.10  |
| 2011-06-01 | ETR    | Entergy                               | D | -2.85 | 1.10  | TEG    | Integrays Energy            | A | 2.43 | 1.10  |
| 2011-06-01 | CSCO   | Cisco Systems                         | D | -2.89 | 0.50  | TDC    | Teradata                    | A | 2.80 | 0.50  |
| 2011-06-01 | VOD    | Vodafone                              | C | -1.85 | 0.40  | CMG    | Chipotle Mexican Grill      | A | 3.00 | 0.40  |
| 2011-06-01 | JPM    | Jpmorgan Chase                        | C | -1.85 | 2.80  | EQR    | Equity Residential          | A | 2.60 | 2.80  |
| 2011-06-01 | NYT    | New York Times                        | D | -2.88 | 0.30  | NFLX   | Netflix                     | A | 3.00 | 0.30  |
| 2011-06-01 | USB    | Us Bancorp                            | C | -1.86 | 1.40  | BXP    | Boston Properties           | A | 2.56 | 1.40  |
| 2011-06-01 | EXC    | Exelon                                | C | -1.84 | 1.20  | CMS    | Cms Energy                  | A | 2.37 | 1.20  |
| 2011-06-01 | HPQ    | Hp                                    | D | -2.88 | 0.80  | AAPL   | Apple                       | A | 2.74 | 0.80  |
| 2011-06-01 | SLF    | Sun Life Financial                    | C | -1.86 | 0.60  | AMZN   | Amazon.com                  | A | 2.92 | 0.60  |
| 2011-06-01 | OZM    | Och-ziff Capital Management Group Llc | C | -1.86 | 0.20  | VNO    | Vornado Realty Trust        | A | 2.55 | 0.20  |
| 2011-06-01 | RF     | Regions Financial                     | C | -1.86 | 0.30  | AVB    | Avalonbay Communities       | A | 2.54 | 0.30  |
| 2011-07-01 | ADM    | Archer Daniels Midland                | C | -1.86 | 0.50  | TSN    | Tyson Foods                 | A | 2.74 | 0.50  |
| 2011-07-01 | AMAT   | Applied Materials                     | C | -1.87 | 0.70  | CRM    | Salesforce.com              | A | 3.00 | 0.70  |
| 2011-07-01 | SPLS   | Staples                               | D | -2.89 | 0.70  | WFM    | Whole Foods Market          | A | 3.00 | 0.70  |
| 2011-07-01 | BAC    | Bank Of America                       | D | -2.88 | 1.30  | DFS    | Discover Financial Services | A | 2.90 | 1.30  |
| 2011-07-01 | CBE    | Cooper Industries                     | C | -1.85 | 0.70  | CMI    | Cummins                     | A | 3.00 | 0.70  |
| 2011-07-01 | MON    | Monsanto                              | C | -1.84 | 1.10  | MJN    | Mead Johnson Nutrition      | A | 2.44 | 1.10  |
| 2011-07-01 | MAR    | Marriott International                | C | -1.86 | 0.50  | WYNN   | Wynn Resorts                | A | 3.00 | 0.50  |
| 2011-07-01 | CTL    | Centurylink                           | C | -1.85 | 0.70  | PCS    | T-Mobile US Inc.            | A | 2.54 | 0.70  |
| 2011-07-01 | DIS    | Walt Disney                           | C | -1.85 | 1.20  | NFLX   | Netflix                     | A | 3.00 | 1.20  |
| 2011-07-01 | GE     | General Electric                      | C | -1.85 | 2.70  | CAT    | Caterpillar                 | A | 2.82 | 2.70  |
| 2011-07-01 | HD     | The Home Depot                        | C | -1.84 | 1.50  | CMG    | Chipotle Mexican Grill      | A | 3.00 | 1.50  |
| 2011-07-01 | MS     | Morgan Stanley                        | D | -2.87 | 0.40  | SPG    | Simon Property              | A | 2.75 | 0.40  |
| 2011-07-01 | KEY    | Keycorp                               | C | -1.86 | 0.40  | TMK    | Torchmark                   | A | 2.63 | 0.40  |
| 2011-07-01 | NTRS   | Northern Trust                        | C | -1.86 | 0.80  | EQR    | Equity Residential          | A | 2.61 | 0.80  |
| 2011-07-01 | NUE    | Nucor                                 | C | -1.86 | 1.00  | DOW    | Dow Chemical                | A | 2.96 | 1.00  |
| 2011-07-01 | TAP    | Molson Coors Brewing                  | C | -1.85 | 0.40  | HRL    | Hormel Foods                | A | 2.40 | 0.40  |
| 2011-07-01 | STI    | Suntrust Banks                        | C | -1.86 | 0.80  | BXP    | Boston Properties           | A | 2.57 | 0.80  |
| 2011-07-01 | SUN    | Sunoco                                | C | -1.85 | 0.50  | FTI    | Fmc Technologies            | A | 2.73 | 0.50  |
| 2011-07-01 | TXN    | Texas Instruments                     | C | -1.85 | 0.30  | TDC    | Teradata                    | A | 2.89 | 0.30  |
| 2011-07-01 | USG    | Usg                                   | C | -1.87 | 0.20  | GR     | Goodrich                    | A | 2.61 | 0.20  |
| 2011-07-01 | VMC    | Vulcan Materials Co                   | D | -2.86 | 0.80  | UNP    | Union Pacific               | A | 2.53 | 0.80  |
| 2011-07-01 | WFC    | Wells Fargo                           | C | -1.86 | 1.70  | AVB    | Avalonbay Communities       | A | 2.55 | 1.70  |
| 2011-07-01 | WHR    | Whirlpool                             | C | -1.84 | 1.10  | RAI    | Reynolds American           | A | 2.39 | 1.10  |
| 2011-07-01 | ETR    | Entergy                               | D | -2.85 | 1.20  | TEG    | Integrays Energy            | A | 2.44 | 1.20  |
| 2011-07-01 | TEF    | Telefonica                            | D | -2.86 | 0.50  | EW     | Edwards Lifesciences        | A | 2.65 | 0.50  |
| 2011-07-01 | CSCO   | Cisco Systems                         | D | -2.89 | 0.70  | NTAP   | Netapp                      | A | 2.87 | 0.70  |
| 2011-07-01 | VOD    | Vodafone                              | C | -1.85 | 0.40  | TWC    | Time Warner Cable Inc.      | A | 2.60 | 0.40  |
| 2011-07-01 | JPM    | Jpmorgan Chase                        | C | -1.86 | 2.80  | VNO    | Vornado Realty Trust        | A | 2.55 | 2.80  |
| 2011-07-01 | NYT    | New York Times                        | D | -2.87 | 0.30  | AMZN   | Amazon.com                  | A | 3.00 | 0.30  |
| 2011-07-01 | USB    | Us Bancorp                            | C | -1.85 | 1.40  | KIM    | Kimco Realty                | A | 2.45 | 1.40  |
| 2011-07-01 | DO     | Diamond Offshore Drilling             | C | -1.85 | 0.40  | HAL    | Halliburton                 | A | 2.64 | 0.40  |
| 2011-07-01 | HPQ    | Hp                                    | D | -2.87 | 1.30  | AAPL   | Apple                       | A | 2.73 | 1.30  |
| 2011-07-01 | SLF    | Sun Life Financial                    | C | -1.86 | 0.60  | EP     | El Paso Corporation         | A | 2.53 | 0.60  |
| 2011-07-01 | OZM    | Och-ziff Capital Management Group Llc | C | -1.86 | 0.20  | PSA    | Public Storage              | A | 2.40 | 0.20  |
| 2011-07-01 | RF     | Regions Financial                     | C | -1.87 | 0.30  | L      | Loews                       | A | 2.39 | 0.30  |
| 2011-08-01 | ADI    | Analog Devices                        | C | -1.87 | 0.70  | CRM    | Salesforce.com              | A | 3.00 | 0.70  |
| 2011-08-01 | ADM    | Archer Daniels Midland                | D | -2.87 | 0.50  | MJN    | Mead Johnson Nutrition      | A | 2.45 | 0.50  |
| 2011-08-01 | AMAT   | Applied Materials                     | C | -1.88 | 0.70  | AAPL   | Apple                       | A | 2.85 | 0.70  |
| 2011-08-01 | AMGN   | Amgen                                 | C | -1.85 | 0.80  | EW     | Edwards Lifesciences        | A | 2.52 | 0.80  |



| Date       | Ticker | Name   | R | SM    | W (%) | Ticker | Name                        | R | SM   | W (%) |
|------------|--------|--|---|-------|-------|--------|-----------------------------|---|------|-------|
| 2011-08-01 | SPLS   | Staples  | D | -2.89 | 0.70  | AMZN   | Amazon.com                  | A | 3.00 | 0.70  |
| 2011-08-01 | AVP    | Avon Products                                  | D | -2.86 | 1.00  | HRL    | Hormel Foods                | A | 2.38 | 1.00  |
| 2011-08-01 | AVY    | Avery Dennison                                 | C | -1.88 | 0.50  | CF     | Cf Industries               | A | 2.42 | 0.50  |
| 2011-08-01 | BA     | Boeing   | C | -1.85 | 0.90  | CAT    | Caterpillar                 | A | 2.76 | 0.90  |
| 2011-08-01 | BAC    | Bank Of America                                | D | -2.89 | 1.20  | DFS    | Discover Financial Services | A | 2.87 | 1.20  |
| 2011-08-01 | CBE    | Cooper Industries                              | C | -1.87 | 0.70  | GR     | Goodrich                    | A | 2.59 | 0.70  |
| 2011-08-01 | CPB    | Campbell Soup                                  | D | -2.84 | 0.60  | SJM    | Jm Smucker                  | A | 2.38 | 0.60  |
| 2011-08-01 | MAR    | Marriott International                         | C | -1.87 | 0.50  | WFM    | Whole Foods Market          | A | 3.00 | 0.50  |
| 2011-08-01 | COF    | Capital One Financial                          | C | -1.86 | 0.70  | SPG    | Simon Property              | A | 2.76 | 0.70  |
| 2011-08-01 | CTL    | Centurylink                                    | C | -1.87 | 0.70  | S      | Sprint Nextel               | A | 2.17 | 0.70  |
| 2011-08-01 | DD     | E.i. Du Pont De Nemours                        | C | -1.85 | 0.60  | CLF    | Cliffs Natural Resources    | A | 2.33 | 0.60  |
| 2011-08-01 | DIS    | Walt Disney                                    | C | -1.85 | 1.20  | WYNN   | Wynn Resorts                | A | 3.00 | 1.20  |
| 2011-08-01 | EMR    | Emerson Electric                               | C | -1.86 | 0.40  | UNP    | Union Pacific               | A | 2.50 | 0.40  |
| 2011-08-01 | GE     | General Electric                               | C | -1.86 | 2.70  | BLL    | Ball                        | A | 2.45 | 2.70  |
| 2011-08-01 | HD     | The Home Depot                                 | C | -1.85 | 1.40  | NFLX   | Netflix                     | A | 3.00 | 1.40  |
| 2011-08-01 | HRS    | Harris   | C | -1.88 | 1.00  | TDC    | Teradata                    | A | 2.81 | 1.00  |
| 2011-08-01 | MS     | Morgan Stanley                                 | D | -2.88 | 0.40  | EQR    | Equity Residential          | A | 2.61 | 0.40  |
| 2011-08-01 | KEY    | Keycorp  | C | -1.86 | 0.40  | BXP    | Boston Properties           | A | 2.56 | 0.40  |
| 2011-08-01 | LNC    | Lincoln National                               | C | -1.85 | 0.60  | AVB    | Avalonbay Communities       | A | 2.55 | 0.60  |
| 2011-08-01 | MRK    | Merck & Co                                     | C | -1.85 | 1.10  | HUM    | Humana                      | A | 2.44 | 1.10  |
| 2011-08-01 | NTRS   | Northern Trust                                 | D | -2.87 | 0.80  | VNO    | Vornado Realty Trust        | A | 2.53 | 0.80  |
| 2011-08-01 | NUE    | Nucor  | C | -1.87 | 1.00  | EMN    | Eastman Chemical            | A | 2.31 | 1.00  |
| 2011-08-01 | PNW    | Pinnacle West Capital                          | C | -1.85 | 0.50  | D      | Dominion Resources          | A | 2.30 | 0.50  |
| 2011-08-01 | TAP    | Molson Coors Brewing                           | D | -2.85 | 0.40  | RAI    | Reynolds American           | A | 2.36 | 0.40  |
| 2011-08-01 | T      | At&t   | C | -1.85 | 1.90  | CMG    | Chipotle Mexican Grill      | A | 3.00 | 1.90  |
| 2011-08-01 | STI    | Suntrust Banks                                 | C | -1.88 | 0.80  | KIM    | Kimco Realty                | A | 2.45 | 0.80  |
| 2011-08-01 | SUN    | Sunoco   | C | -1.85 | 0.50  | FTI    | Fmc Technologies            | A | 2.74 | 0.50  |
| 2011-08-01 | TXN    | Texas Instruments                              | C | -1.86 | 0.20  | NTAP   | Netapp                      | A | 2.74 | 0.20  |
| 2011-08-01 | USG    | Usg  | C | -1.90 | 0.20  | ACN    | Accenture Cl A              | A | 2.37 | 0.20  |
| 2011-08-01 | VMC    | Vulcan Materials Co                            | D | -2.88 | 0.70  | UTX    | United Technologies         | A | 2.37 | 0.70  |
| 2011-08-01 | WFC    | Wells Fargo                                    | C | -1.86 | 1.80  | PSA    | Public Storage              | A | 2.41 | 1.80  |
| 2011-08-01 | WHR    | Whirlpool                                      | D | -2.87 | 1.00  | BF.B   | Brown-forman                | A | 2.33 | 1.00  |
| 2011-08-01 | ETR    | Entergy  | D | -2.85 | 1.20  | OKE    | Oneok                       | A | 2.28 | 1.20  |
| 2011-08-01 | TEF    | Telefonica                                     | D | -2.87 | 0.50  | TWC    | Time Warner Cable Inc.      | A | 2.55 | 0.50  |
| 2011-08-01 | CSCO   | Cisco Systems                                  | D | -2.89 | 0.70  | EMC    | EMC Corp                    | A | 2.49 | 0.70  |
| 2011-08-01 | VOD    | Vodafone                                       | C | -1.84 | 0.40  | EP     | El Paso Corporation         | A | 2.53 | 0.40  |
| 2011-08-01 | PEP    | Pepsico  | C | -1.85 | 1.00  | EL     | Estee Lauder Companies      | A | 2.31 | 1.00  |
| 2011-08-01 | JPM    | Jpmorgan Chase                                 | C | -1.86 | 2.80  | MCO    | Moody's                     | A | 2.31 | 2.80  |
| 2011-08-01 | BEAM   | Beam Inc                                       | C | -1.85 | 1.30  | MO     | Altria                      | A | 2.30 | 1.30  |
| 2011-08-01 | DO     | Diamond Offshore Drilling                      | C | -1.86 | 0.40  | HAL    | Halliburton                 | A | 2.67 | 0.40  |
| 2011-08-01 | HON    | Honeywell International                        | C | -1.86 | 1.20  | FAST   | Fastenal                    | A | 2.34 | 1.20  |
| 2011-08-01 | HPQ    | Hp   | D | -2.88 | 1.30  | NSM    | Nat Semiconductor           | A | 2.34 | 1.30  |
| 2011-08-01 | SLF    | Sun Life Financial Och-ziff Capital Management | C | -1.87 | 0.50  | BHI    | Baker Hughes                | A | 2.48 | 0.50  |
| 2011-08-01 | OZM    | Group Llc                                      | D | -2.88 | 0.20  | MA     | Mastercard                  | A | 2.26 | 0.20  |
| 2011-08-01 | RF     | Regions Financial                              | D | -2.88 | 0.30  | IRM    | Iron Mountain               | A | 2.26 | 0.30  |
| 2011-09-01 | ADI    | Analog Devices                                 | C | -1.87 | 0.70  | CRM    | Salesforce.com              | A | 2.96 | 0.70  |
| 2011-09-01 | FE     | Firstenergy                                    | C | -1.84 | 0.50  | D      | Dominion Resources          | A | 2.30 | 0.50  |
| 2011-09-01 | ADM    | Archer Daniels Midland                         | D | -2.87 | 0.50  | MJN    | Mead Johnson Nutrition      | A | 2.45 | 0.50  |
| 2011-09-01 | SLM    | Slm  | C | -1.87 | 0.70  | DFS    | Discover Financial Services | A | 2.85 | 0.70  |
| 2011-09-01 | AMAT   | Applied Materials                              | C | -1.89 | 0.60  | AAPL   | Apple                       | A | 2.81 | 0.60  |
| 2011-09-01 | AMGN   | Amgen  | D | -2.85 | 0.80  | EW     | Edwards Lifesciences        | A | 2.55 | 0.80  |
| 2011-09-01 | SPLS   | Staples  | D | -2.90 | 0.80  | AMZN   | Amazon.com                  | A | 3.00 | 0.80  |
| 2011-09-01 | AVP    | Avon Products                                  | D | -2.88 | 1.00  | HRL    | Hormel Foods                | A | 2.36 | 1.00  |

| Date       | Ticker | Name                               | R | SM    | W (%) | Ticker | Name                              | R | SM   | W (%) |
|------------|--------|------------------------------------|---|-------|-------|--------|-----------------------------------|---|------|-------|
| 2011-09-01 | AVY    | Avery Dennison                     | D | -2.89 | 0.50  | CF     | Cf Industries                     | A | 2.49 | 0.50  |
| 2011-09-01 | BA     | Boeing                             | C | -1.86 | 0.90  | GR     | Goodrich                          | A | 2.55 | 0.90  |
| 2011-09-01 | BAC    | Bank Of America                    | D | -2.91 | 1.00  |        |                                   |   |      |       |
| 2011-09-01 | XEL    | Xcel Energy                        | C | -1.84 | 0.80  | OKE    | Oneok                             | A | 2.28 | 0.80  |
| 2011-09-01 | BK     | Bank Of New York Mellon            | D | -2.89 | 0.60  | SPG    | Simon Property                    | A | 2.75 | 0.60  |
| 2011-09-01 | CB     | Chubb Corp                         | C | -1.84 | 0.50  | EQR    | Equity Residential                | A | 2.60 | 0.50  |
| 2011-09-01 | CBE    | Cooper Industries                  | C | -1.89 | 0.60  | UNP    | Union Pacific                     | A | 2.45 | 0.60  |
| 2011-09-01 | CM-CSA | Comcast                            | C | -1.86 | 0.60  | WFM    | Whole Foods Market                | A | 3.00 | 0.60  |
| 2011-09-01 | CPB    | Campbell Soup                      | D | -2.85 | 0.60  | SJM    | Jm Smucker                        | A | 2.35 | 0.60  |
| 2011-09-01 | MAR    | Marriott International             | D | -2.89 | 0.50  | WYNN   | Wynn Resorts                      | A | 3.00 | 0.50  |
| 2011-09-01 | COF    | Capital One Financial              | C | -1.87 | 0.70  | AVB    | Avalonbay Communities             | A | 2.56 | 0.70  |
| 2011-09-01 | CTL    | Centurylink                        | D | -2.88 | 0.70  | YUM    | Yum Brands                        | A | 2.40 | 0.70  |
| 2011-09-01 | DD     | E.i. Du Pont De Nemours            | C | -1.86 | 0.60  | CLF    | Cliffs Natural Resources          | A | 2.31 | 0.60  |
| 2011-09-01 | DIS    | Walt Disney                        | C | -1.87 | 1.10  | CMG    | Chipotle Mexican Grill            | A | 3.00 | 1.10  |
| 2011-09-01 | DUK    | Duke Energy                        | C | -1.84 | 0.60  | GAS    | Nicor                             | A | 2.23 | 0.60  |
| 2011-09-01 | EMR    | Emerson Electric                   | D | -2.87 | 0.40  | BLL    | Ball                              | A | 2.42 | 0.40  |
| 2011-09-01 | PGN    | Progress Energy                    | C | -1.83 | 0.80  | NRG    | Nrg Energy                        | A | 2.21 | 0.80  |
| 2011-09-01 | GE     | General Electric                   | C | -1.87 | 2.60  | FAST   | Fastenal                          | A | 2.34 | 2.60  |
| 2011-09-01 | GIS    | General Mills                      | C | -1.84 | 0.10  | BF.B   | Brown-forman                      | A | 2.32 | 0.10  |
| 2011-09-01 | HD     | The Home Depot                     | C | -1.86 | 1.50  | TWC    | Time Warner Cable Inc.            | A | 2.49 | 1.50  |
| 2011-09-01 | HRS    | Harris International               | D | -2.88 | 1.10  | TDC    | Teradata                          | A | 2.74 | 1.10  |
| 2011-09-01 | IFF    | International Flavors & Fragrances | C | -1.85 | 0.70  | ECL    | Ecolab                            | A | 2.29 | 0.70  |
| 2011-09-01 | MS     | Morgan Stanley International       | D | -2.91 | 0.30  |        |                                   |   |      |       |
| 2011-09-01 | IP     | International Paper                | C | -1.87 | 1.20  | FCX    | Freeport-mcmoran                  | A | 2.23 | 1.20  |
| 2011-09-01 | KEY    | Keycorp                            | D | -2.89 | 0.30  | BXP    | Boston Properties                 | A | 2.54 | 0.30  |
| 2011-09-01 | LM     | Legg Mason                         | D | -2.88 | 0.80  | VNO    | Vornado Realty Trust              | A | 2.49 | 0.80  |
| 2011-09-01 | LNC    | Lincoln National                   | C | -1.89 | 0.50  | PSA    | Public Storage                    | A | 2.42 | 0.50  |
| 2011-09-01 | MAS    | Masco                              | D | -2.91 | 0.40  |        |                                   |   |      |       |
| 2011-09-01 | MRK    | Merck & Co                         | C | -1.85 | 1.20  | HUM    | Humana                            | A | 2.47 | 1.20  |
| 2011-09-01 | MUR    | Murphy Oil                         | D | -2.88 | 1.20  | FTI    | Fmc Technologies                  | A | 2.71 | 1.20  |
| 2011-09-01 | NTRS   | Northern Trust                     | D | -2.89 | 0.70  | KIM    | Kimco Realty                      | A | 2.41 | 0.70  |
| 2011-09-01 | NUE    | Nucor                              | D | -2.88 | 0.90  | SIAL   | Sigma Aldrich                     | A | 2.23 | 0.90  |
| 2011-09-01 | COP    | Conocophillips                     | C | -1.86 | 0.70  | HAL    | Halliburton                       | A | 2.53 | 0.70  |
| 2011-09-01 | PFE    | Pfizer                             | C | -1.85 | 1.20  | BIIB   | Biogen                            | A | 2.34 | 1.20  |
| 2011-09-01 | PNW    | Pinnacle West Capital              | C | -1.84 | 0.60  | AEE    | Ameren                            | A | 2.19 | 0.60  |
| 2011-09-01 | TAP    | Molson Coors Brewing               | D | -2.86 | 0.40  | RL     | Ralph Lauren                      | A | 2.31 | 0.40  |
| 2011-09-01 | T      | At&t                               | C | -1.85 | 2.00  | AN     | Autonation                        | A | 2.37 | 2.00  |
| 2011-09-01 | STI    | Suntrust Banks                     | D | -2.90 | 0.70  |        |                                   |   |      |       |
| 2011-09-01 | SUN    | Sunoco                             | C | -1.86 | 0.50  | COG    | Cabot Oil & Gas Consolidated      | A | 2.46 | 0.50  |
| 2011-09-01 | TE     | Teco Energy                        | C | -1.85 | 0.20  | ED     | Edison                            | A | 2.18 | 0.20  |
| 2011-09-01 | ALL    | Allstate                           | D | -2.87 | 1.00  | MA     | Mastercard                        | A | 2.29 | 1.00  |
| 2011-09-01 | TXN    | Texas Instruments                  | C | -1.88 | 0.20  | NSM    | Nat Semiconductor                 | A | 2.34 | 0.20  |
| 2011-09-01 | USG    | Usg                                | D | -2.92 | 0.10  |        |                                   |   |      |       |
| 2011-09-01 | VMC    | Vulcan Materials Co                | D | -2.88 | 0.80  | ACN    | Accenture Cl A                    | A | 2.33 | 0.80  |
| 2011-09-01 | WFC    | Wells Fargo                        | C | -1.88 | 1.70  | IRM    | Iron Mountain                     | A | 2.27 | 1.70  |
| 2011-09-01 | WHR    | Whirlpool                          | D | -2.89 | 0.90  | KO     | Coca-cola                         | A | 2.31 | 0.90  |
| 2011-09-01 | ETR    | Entergy                            | D | -2.85 | 1.20  | SO     | Southern                          | A | 2.18 | 1.20  |
| 2011-09-01 | TEF    | Telefonica                         | D | -2.88 | 0.50  | ANF    | Abercrombie & Fitch               | A | 2.34 | 0.50  |
| 2011-09-01 | CSCO   | Cisco Systems                      | D | -2.89 | 0.80  | CERN   | Cerner                            | A | 2.30 | 0.80  |
| 2011-09-01 | MWV    | MeadWestvaco                       | C | -1.87 | 0.60  | UTX    | United Technologies               | A | 2.32 | 0.60  |
| 2011-09-01 | VOD    | Vodafone                           | C | -1.85 | 0.40  | CBS    | Cbs                               | A | 2.31 | 0.40  |
| 2011-09-01 | PEP    | Pepsico                            | C | -1.85 | 1.10  | EL     | Estee Lauder Companies            | A | 2.29 | 1.10  |
| 2011-09-01 | JPM    | Jpmorgan Chase                     | C | -1.87 | 2.70  | AIV    | Apartment Investment & Management | A | 2.24 | 2.70  |
| 2011-09-01 | SE     | Spectra Energy                     | C | -1.85 | 0.50  | BHI    | Baker Hughes                      | A | 2.38 | 0.50  |

| Date       | Ticker | Name                                | R | SM    | W (%) | Ticker | Name                        | R | SM   | W (%) |
|------------|--------|-------------------------------------|---|-------|-------|--------|-----------------------------|---|------|-------|
| 2011-09-01 | TWX    | Time Warner                         | C | -1.86 | 1.40  | AZO    | Autozone                    | A | 2.45 | 1.40  |
| 2011-09-01 | BEAM   | Beam Inc                            | C | -1.85 | 1.40  | VFC    | Vf                          | A | 2.27 | 1.40  |
| 2011-09-01 | DO     | Diamond Offshore Drilling           | C | -1.87 | 0.40  | MRO    | Marathon Oil                | A | 2.38 | 0.40  |
| 2011-09-01 | HON    | Honeywell International             | C | -1.87 | 1.10  | PCP    | Precision Castparts         | A | 2.26 | 1.10  |
| 2011-09-01 | HPQ    | Hp                                  | D | -2.91 | 1.00  | EQT    | Eqst                        | A | 2.31 | 0.60  |
| 2011-09-01 | SLF    | Sun Life Financial Och-ziff Capital | D | -2.87 | 0.60  | V      | Visa                        | A | 2.22 | 0.10  |
| 2011-09-01 | OZM    | Management Group Lc                 | D | -2.90 | 0.10  | RRC    | Range Resources             | A | 2.33 | 2.10  |
| 2011-09-01 | RF     | Regions Financial                   | D | -2.91 | 0.20  | CRM    | Salesforce.com              | A | 2.85 | 0.70  |
| 2011-09-01 | RDS.A  | Royal Dutch Shell Adr               | C | -1.86 | 2.10  | MJN    | Mead Johnson Nutrition      | A | 2.43 | 0.80  |
| 2011-10-03 | ADI    | Analog Devices                      | D | -2.88 | 0.70  | SPG    | Simon Property              | A | 2.68 | 0.60  |
| 2011-10-03 | ADM    | Archer Daniels Midland              | D | -2.89 | 0.80  | HRL    | Hormel Foods                | A | 2.35 | 0.90  |
| 2011-10-03 | SLM    | Slm                                 | C | -1.89 | 0.60  | VNO    | Vornado Realty Trust        | A | 2.41 | 2.10  |
| 2011-10-03 | AMAT   | Applied Materials                   | D | -2.90 | 0.60  | GR     | Goodrich                    | A | 2.75 | 0.90  |
| 2011-10-03 | SPLS   | Staples                             | D | -2.91 | 0.70  | RL     | Ralph Lauren                | A | 2.29 | 0.80  |
| 2011-10-03 | AVP    | Avon Products                       | D | -2.90 | 0.90  | PSA    | Public Storage              | A | 2.37 | 0.50  |
| 2011-10-03 | AVY    | Avery Dennison                      | D | -2.91 | 0.40  | UNP    | Union Pacific               | A | 2.40 | 0.90  |
| 2011-10-03 | AXP    | American Express                    | C | -1.86 | 2.10  | KO     | Coca-cola                   | A | 2.29 | 1.20  |
| 2011-10-03 | BA     | Boeing                              | D | -2.88 | 0.90  | AMZN   | Amazon.com                  | A | 3.00 | 0.60  |
| 2011-10-03 | BAC    | Bank Of America                     | D | -2.94 | 0.80  | VFC    | Vf                          | A | 2.28 | 0.70  |
| 2011-10-03 | BK     | Bank Of New York Mellon             | D | -2.91 | 0.60  | WFM    | Whole Foods Market          | A | 3.00 | 0.40  |
| 2011-10-03 | CAG    | Conagra Brands                      | C | -1.85 | 0.80  | KIM    | Kimco Realty                | A | 2.34 | 0.60  |
| 2011-10-03 | CB     | Chubb Corp                          | C | -1.85 | 0.50  | RRC    | Range Resources             | A | 2.28 | 0.70  |
| 2011-10-03 | CBE    | Cooper Industries                   | D | -2.89 | 0.90  | CF     | Cf Industries               | A | 2.33 | 0.50  |
| 2011-10-03 | CLX    | Clorox                              | C | -1.86 | 1.20  | CMG    | Chipotle Mexican Grill      | A | 3.00 | 1.10  |
| 2011-10-03 | CM-CSA | Comcast                             | C | -1.87 | 0.60  | BLL    | Ball                        | A | 2.36 | 0.80  |
| 2011-10-03 | CPB    | Campbell Soup                       | D | -2.85 | 0.70  | ACN    | Accenture Cl A              | A | 2.32 | 2.60  |
| 2011-10-03 | MAR    | Marriott International              | D | -2.90 | 0.40  | LO     | Lorillard                   | A | 2.25 | 0.60  |
| 2011-10-03 | NYX    | NYSE Euronext                       | D | -2.91 | 0.50  | TWC    | Time Warner Cable Inc.      | A | 2.47 | 1.50  |
| 2011-10-03 | COF    | Capital One Financial               | C | -1.89 | 0.60  | AAPL   | Apple                       | A | 2.80 | 1.00  |
| 2011-10-03 | CTL    | Centurylink                         | D | -2.89 | 0.70  | SIAL   | Sigma Aldrich               | A | 2.22 | 0.70  |
| 2011-10-03 | CVC    | Cablevision Systems Corp            | D | -2.91 | 0.50  | FMC    | Fmc                         | A | 2.20 | 1.10  |
| 2011-10-03 | DD     | E.i. Du Pont De Nemours             | C | -1.89 | 0.50  | UTX    | United Technologies         | A | 2.31 | 1.10  |
| 2011-10-03 | DIS    | Walt Disney                         | D | -2.89 | 1.10  | EW     | Edwards Lifesciences        | A | 2.51 | 1.60  |
| 2011-10-03 | EMR    | Emerson Electric                    | D | -2.88 | 0.80  | MA     | Mastercard                  | A | 2.27 | 0.80  |
| 2011-10-03 | GE     | General Electric                    | C | -1.89 | 2.60  | PM     | Philip Morris International | A | 2.23 | 1.00  |
| 2011-10-03 | GLW    | Corning                             | D | -2.92 | 0.60  | V      | Visa                        | A | 2.21 | 1.10  |
| 2011-10-03 | GPC    | Genuine Parts                       | C | -1.86 | 0.60  | GWW    | Ww Grainger                 | A | 2.25 | 1.50  |
| 2011-10-03 | HD     | The Home Depot                      | C | -1.86 | 1.50  |        |                             |   |      |       |
| 2011-10-03 | HRS    | Harris International                | D | -2.90 | 1.00  |        |                             |   |      |       |
| 2011-10-03 | IFF    | Flavors & Fragrances                | C | -1.86 | 0.70  |        |                             |   |      |       |
| 2011-10-03 | MS     | Morgan Stanley International        | D | -2.93 | 0.30  |        |                             |   |      |       |
| 2011-10-03 | IP     | International Paper                 | C | -1.89 | 1.10  |        |                             |   |      |       |
| 2011-10-03 | IR     | Ingersoll-rand                      | D | -2.92 | 0.10  |        |                             |   |      |       |
| 2011-10-03 | ITW    | Illinois Tool Works                 | D | -2.89 | 1.10  |        |                             |   |      |       |
| 2011-10-03 | JNJ    | Johnson & Johnson                   | C | -1.85 | 1.60  |        |                             |   |      |       |
| 2011-10-03 | KEY    | Keycorp                             | D | -2.90 | 0.00  |        |                             |   |      |       |
| 2011-10-03 | LM     | Legg Mason                          | D | -2.90 | 0.80  |        |                             |   |      |       |
| 2011-10-03 | LNC    | Lincoln National                    | D | -2.92 | 0.40  |        |                             |   |      |       |
| 2011-10-03 | MAS    | Masco                               | D | -2.92 | 0.30  |        |                             |   |      |       |
| 2011-10-03 | MAT    | Mattel                              | C | -1.85 | 1.00  |        |                             |   |      |       |
| 2011-10-03 | MMC    | Marsh & McLennan Cos                | C | -1.86 | 1.10  |        |                             |   |      |       |
| 2011-10-03 |        | Minnesota Mng.& Mfg                 | D | -2.88 | 1.50  |        |                             |   |      |       |

| Date       | Ticker | Name                                   | R | SM    | W (%) | Ticker | Name                   | R | SM   | W (%) |
|------------|--------|--|---|-------|-------|--------|------------------------|---|------|-------|
| 2011-10-03 | MRK    | Merck & Co                             | D | -2.86 | 1.20  | BIIB   | Biogen                 | A | 2.32 | 1.20  |
| 2011-10-03 | MUR    | Murphy Oil                             | D | -2.91 | 1.10  |        |                        |   |      |       |
| 2011-10-03 | NTRS   | Northern Trust                         | D | -2.90 | 0.80  | AOC    | Aon plc                | A | 2.19 | 0.80  |
| 2011-10-03 | NUE    | Nucor                                  | D | -2.89 | 0.90  | NEM    | Newmont Mining         | A | 2.19 | 0.90  |
| 2011-10-03 | COP    | Conocophillips                         | C | -1.87 | 0.60  | FTI    | Fmc Technologies       | A | 2.59 | 0.60  |
| 2011-10-03 | PFE    | Pfizer                                 | C | -1.87 | 1.20  | CEPH   | Cephalon               | A | 2.25 | 1.20  |
| 2011-10-03 | PNC    | Pnc Financial Services                 | D | -2.88 | 0.90  | AMB    | Prologis               | A | 2.17 | 0.90  |
| 2011-10-03 | PNW    | Pinnacle West Capital                  | C | -1.85 | 0.60  | CNP    | Centerpoint Energy     | A | 2.33 | 0.60  |
| 2011-10-03 | PBR    | Petroleo Brasileiro Sa - Petrobras Adr | D | -2.91 | 0.20  |        |                        |   |      |       |
| 2011-10-03 | TAP    | Molson Coors Brewing                   | D | -2.87 | 0.40  | CL     | Colgate-palmolive      | A | 2.19 | 0.40  |
| 2011-10-03 | RTN    | Raytheon                               | D | -2.87 | 0.20  | PCP    | Precision Castparts    | A | 2.24 | 0.20  |
| 2011-10-03 | T      | At&t                                   | C | -1.85 | 2.10  | EQT    | Eqst                   | A | 2.26 | 2.10  |
| 2011-10-03 | STI    | Suntrust Banks                         | D | -2.91 | 0.70  |        |                        |   |      |       |
| 2011-10-03 | TE     | Teco Energy                            | C | -1.86 | 0.20  | D      | Dominion Resources     | A | 2.30 | 0.20  |
| 2011-10-03 | TIF    | Tiffany                                | C | -1.88 | 0.10  | AZO    | Autozone               | A | 2.45 | 0.10  |
| 2011-10-03 | ALL    | Allstate                               | D | -2.89 | 1.00  | BEN    | Franklin Resources     | A | 2.16 | 1.00  |
| 2011-10-03 | TXN    | Texas Instruments                      | D | -2.88 | 0.40  | TDC    | Teradata               | A | 2.74 | 0.40  |
| 2011-10-03 | USG    | Usg                                    | D | -2.95 | 0.10  |        |                        |   |      |       |
| 2011-10-03 | VMC    | Vulcan Materials Co                    | D | -2.91 | 0.70  |        |                        |   |      |       |
| 2011-10-03 | WFC    | Wells Fargo                            | D | -2.89 | 1.70  | BBBY   | Bed Bath & Beyond      | A | 2.26 | 1.70  |
| 2011-10-03 | WHR    | Whirlpool                              | D | -2.91 | 0.90  |        |                        |   |      |       |
| 2011-10-03 | ETR    | Entergy                                | D | -2.85 | 1.40  | GAS    | Nicor                  | A | 2.22 | 1.40  |
| 2011-10-03 | TEF    | Telefonica                             | D | -2.88 | 0.50  | DVA    | Davita                 | A | 2.24 | 0.50  |
| 2011-10-03 | CSCO   | Cisco Systems                          | D | -2.90 | 0.90  | CERN   | Cerner                 | A | 2.30 | 0.90  |
| 2011-10-03 | FD     | Macy's                                 | C | -1.86 | 0.50  | AN     | Autonation             | A | 2.29 | 0.50  |
| 2011-10-03 | MWV    | MeadWestvaco                           | C | -1.89 | 0.50  | PLL    | Pall Corp              | A | 2.21 | 0.50  |
| 2011-10-03 | KSS    | Kohl's                                 | D | -2.86 | 0.60  | MCD    | Mcdonald's             | A | 2.26 | 0.60  |
| 2011-10-03 | PEP    | Pepsico                                | D | -2.86 | 1.10  | LUK    | Leucadia National      | A | 2.19 | 1.10  |
| 2011-10-03 | JPM    | Jpmorgan Chase                         | D | -2.90 | 2.40  |        |                        |   |      |       |
| 2011-10-03 | CP     | Canadian Pacific Railway               | D | -2.88 | 0.10  | CBS    | Cbs                    | A | 2.24 | 0.10  |
| 2011-10-03 | SE     | Spectra Energy                         | C | -1.86 | 0.50  | HAL    | Halliburton            | A | 2.36 | 0.50  |
| 2011-10-03 | TWX    | Time Warner                            | C | -1.87 | 1.40  | JWN    | Nordstrom              | A | 2.26 | 1.40  |
| 2011-10-03 | BEAM   | Beam Inc                               | C | -1.86 | 1.30  | DPS    | Dr Pepper Snapple      | A | 2.18 | 1.30  |
| 2011-10-03 | NYT    | New York Times                         | D | -2.90 | 0.20  | SBUX   | Starbucks              | A | 2.26 | 0.20  |
| 2011-10-03 | USB    | Us Bancorp                             | D | -2.86 | 1.60  | QCOM   | Qualcomm               | A | 2.25 | 1.60  |
| 2011-10-03 | DO     | Diamond Offshore Drilling              | D | -2.89 | 0.80  | BHI    | Baker Hughes           | A | 2.28 | 0.80  |
| 2011-10-03 | MKC    | Mccormick                              | C | -1.85 | 0.50  | GIS    | General Mills          | A | 2.18 | 0.50  |
| 2011-10-03 | HON    | Honeywell                              | C | -1.89 | 1.10  | ROP    | Roper Technologies     | A | 2.20 | 1.10  |
| 2011-10-03 | HPQ    | Hp                                     | D | -2.92 | 0.90  |        |                        |   |      |       |
| 2011-10-03 | UPS    | United Parcel Service                  | D | -2.86 | 1.10  | CSX    | Csx                    | A | 2.19 | 1.10  |
| 2011-10-03 | SLF    | Sun Life Financial Och-ziff Capital    | D | -2.88 | 0.50  | IBM    | IBM                    | A | 2.24 | 0.50  |
| 2011-10-03 | OZM    | Management Group Llc                   | D | -2.92 | 0.10  |        |                        |   |      |       |
| 2011-10-03 | RF     | Regions Financial                      | D | -2.94 | 0.20  |        |                        |   |      |       |
| 2011-10-03 | RDS.A  | Royal Dutch Shell Adr                  | C | -1.87 | 2.00  | MRO    | Marathon Oil           | A | 2.28 | 2.00  |
| 2011-11-01 | ADM    | Archer Daniels Midland                 | D | -2.88 | 0.80  | MJN    | Mead Johnson Nutrition | A | 2.45 | 0.80  |
| 2011-11-01 | SLM    | Slm                                    | C | -1.87 | 0.70  | PSA    | Public Storage         | A | 2.44 | 0.70  |
| 2011-11-01 | AMAT   | Applied Materials                      | D | -2.88 | 0.70  | AAPL   | Apple                  | A | 2.85 | 0.70  |
| 2011-11-01 | APC    | Anadarko Petroleum                     | C | -1.85 | 1.30  | HAL    | Halliburton            | A | 2.44 | 1.30  |
| 2011-11-01 | SPLS   | Staples                                | D | -2.90 | 0.70  | AMZN   | Amazon.com             | A | 3.00 | 0.70  |
| 2011-11-01 | AVP    | Avon Products                          | D | -2.90 | 0.70  |        |                        |   |      |       |
| 2011-11-01 | AVY    | Avery Dennison                         | D | -2.90 | 0.40  |        |                        |   |      |       |
| 2011-11-01 | AXP    | American Express                       | C | -1.85 | 2.10  | MA     | Mastercard             | A | 2.29 | 2.10  |
| 2011-11-01 | BA     | Boeing                                 | D | -2.87 | 0.90  | GR     | Goodrich               | A | 2.77 | 0.90  |
| 2011-11-01 | BAC    | Bank Of America                        | D | -2.93 | 0.80  |        |                        |   |      |       |
| 2011-11-01 | BK     | Bank Of New York Mellon                | D | -2.90 | 0.60  | V      | Visa                   | A | 2.23 | 0.60  |
| 2011-11-01 | CAG    | Conagra Brands                         | C | -1.84 | 0.70  | HRL    | Hormel Foods           | A | 2.38 | 0.70  |
| 2011-11-01 | CBE    | Cooper Industries                      | D | -2.88 | 0.90  | BLL    | Ball                   | A | 2.40 | 0.90  |

| Date       | Ticker | Name                                   | R | SM    | W (%) | Ticker | Name                   | R | SM   | W (%) |
|------------|--------|--|---|-------|-------|--------|------------------------|---|------|-------|
| 2011-11-01 | CLX    | Clorox                                 | C | -1.85 | 1.10  | RL     | Ralph Lauren           | A | 2.36 | 1.10  |
| 2011-11-01 | CM-CSA | Comcast                                | C | -1.86 | 0.60  | WFM    | Whole Foods Market     | A | 3.00 | 0.60  |
| 2011-11-01 | MAR    | Marriott International                 | D | -2.88 | 0.50  | CMG    | Chipotle Mexican Grill | A | 3.00 | 0.50  |
| 2011-11-01 | NYX    | NYSE Euronext                          | D | -2.90 | 0.50  |        |                        |   |      |       |
| 2011-11-01 | COF    | Capital One Financial                  | C | -1.87 | 0.60  | AOC    | Aon plc                | A | 2.21 | 0.60  |
| 2011-11-01 | CTL    | Centurylink                            | D | -2.88 | 0.70  | SBUX   | Starbucks              | A | 2.30 | 0.70  |
| 2011-11-01 | CVC    | Cablevision Systems Corp               | D | -2.91 | 0.40  |        |                        |   |      |       |
| 2011-11-01 | DD     | E.i. Du Pont De Nemours                | D | -2.86 | 0.60  | CF     | Cf Industries          | A | 2.43 | 0.60  |
| 2011-11-01 | DIS    | Walt Disney                            | D | -2.87 | 1.10  | TWC    | Time Warner Cable Inc. | A | 2.48 | 1.10  |
| 2011-11-01 | EMR    | Emerson Electric                       | D | -2.86 | 0.80  | ACN    | Accenture Cl A         | A | 2.36 | 0.80  |
| 2011-11-01 | GE     | General Electric                       | D | -2.88 | 2.50  | GWW    | Ww Grainger            | A | 2.29 | 2.50  |
| 2011-11-01 | GLW    | Corning                                | D | -2.90 | 0.60  |        |                        |   |      |       |
| 2011-11-01 | HRS    | Harris                                 | D | -2.88 | 1.00  | TDC    | Teradata               | A | 2.83 | 1.00  |
| 2011-11-01 | IFF    | International Flavors & Fragrances     | C | -1.85 | 0.60  | PX     | Praxair                | A | 2.21 | 0.60  |
| 2011-11-01 | MS     | Morgan Stanley                         | D | -2.91 | 0.30  |        |                        |   |      |       |
| 2011-11-01 | IR     | Ingersoll-rand                         | D | -2.90 | 0.10  |        |                        |   |      |       |
| 2011-11-01 | ITW    | Illinois Tool Works                    | D | -2.87 | 1.20  | PCP    | Precision Castparts    | A | 2.26 | 1.20  |
| 2011-11-01 | JNJ    | Johnson & Johnson                      | C | -1.84 | 1.50  | BIIB   | Biogen                 | A | 2.41 | 1.50  |
| 2011-11-01 | KEY    | Keycorp                                | D | -2.88 | 0.00  | CB     | Chubb                  | A | 2.20 | 0.00  |
| 2011-11-01 | LM     | Legg Mason                             | D | -2.89 | 0.70  | SPG    | Simon Property         | A | 2.19 | 0.70  |
| 2011-11-01 | LNC    | Lincoln National                       | D | -2.90 | 0.50  | HCP    | Hcp                    | A | 2.19 | 0.50  |
| 2011-11-01 | MAS    | Masco                                  | D | -2.90 | 0.40  | ROP    | Roper Technologies     | A | 2.24 | 0.40  |
| 2011-11-01 |        | Minnesota Mng.& Mfg                    | D | -2.87 | 1.50  | NSC    | Norfolk Southern       | A | 2.23 | 1.50  |
| 2011-11-01 | MUR    | Murphy Oil                             | D | -2.88 | 1.30  | MRO    | Marathon Oil           | A | 2.36 | 1.30  |
| 2011-11-01 | NTRS   | Northern Trust                         | D | -2.89 | 0.80  | STT    | State Street           | B | 1.21 | 0.80  |
| 2011-11-01 | NUE    | Nucor                                  | D | -2.87 | 1.00  | NEM    | Newmont Mining         | A | 2.20 | 1.00  |
| 2011-11-01 | COP    | Conocophillips                         | C | -1.86 | 0.60  | RRC    | Range Resources        | A | 2.35 | 0.60  |
| 2011-11-01 | PFE    | Pfizer                                 | C | -1.85 | 1.20  | ISRG   | Intuitive Surgical     | A | 2.29 | 1.20  |
| 2011-11-01 | PNC    | Pnc Financial Services                 | D | -2.87 | 0.90  | TRV    | Travelers Companies    | B | 1.20 | 0.90  |
| 2011-11-01 | PBR    | Petroleo Brasileiro Sa - Petrobras Adr | D | -2.90 | 0.20  | BHI    | Baker Hughes           | A | 2.34 | 0.20  |
| 2011-11-01 | TAP    | Molson Coors Brewing                   | D | -2.87 | 0.40  | VFC    | Vf                     | A | 2.32 | 0.40  |
| 2011-11-01 | RTN    | Raytheon                               | D | -2.86 | 0.20  | TSS    | Total System Services  | A | 2.20 | 0.20  |
| 2011-11-01 | T      | At&t                                   | D | -2.84 | 1.90  | JWN    | Nordstrom              | A | 2.29 | 1.90  |
| 2011-11-01 | SLB    | Schlumberger                           | D | -2.88 | 1.00  | EQT    | Eqst                   | A | 2.31 | 1.00  |
| 2011-11-01 | STI    | Suntrust Banks                         | D | -2.90 | 0.70  |        |                        |   |      |       |
| 2011-11-01 | TE     | Teco Energy                            | C | -1.85 | 0.20  | CNP    | Centerpoint Energy     | A | 2.35 | 0.20  |
| 2011-11-01 | TIF    | Tiffany                                | C | -1.85 | 0.10  | AZO    | Autozone               | A | 2.47 | 0.10  |
| 2011-11-01 | ALL    | Allstate                               | D | -2.87 | 1.10  | AIZ    | Assurant               | B | 1.20 | 1.10  |
| 2011-11-01 | TXN    | Texas Instruments                      | D | -2.86 | 0.40  | CERN   | Cerner                 | A | 2.28 | 0.40  |
| 2011-11-01 | USG    | Usg                                    | D | -2.93 | 0.10  |        |                        |   |      |       |
| 2011-11-01 | VMC    | Vulcan Materials Co                    | D | -2.89 | 0.70  | FAST   | Fastenal               | A | 2.19 | 0.70  |
| 2011-11-01 | WFC    | Wells Fargo                            | D | -2.88 | 1.60  | TMK    | Torchmark              | B | 1.20 | 1.60  |
| 2011-11-01 | WHR    | Whirlpool                              | D | -2.91 | 0.90  |        |                        |   |      |       |
| 2011-11-01 | WY     | Weyerhaeuser                           | D | -2.89 | 0.40  | XL     | XL                     | B | 1.19 | 0.40  |
| 2011-11-01 | TEF    | Telefonica                             | D | -2.87 | 0.50  | BBBY   | Bed Bath & Beyond      | A | 2.29 | 0.50  |
| 2011-11-01 | MWV    | MeadWestvaco                           | C | -1.87 | 0.60  | PH     | Parker-hannifin        | B | 1.22 | 0.60  |
| 2011-11-01 | PEP    | Pepsico                                | D | -2.86 | 1.00  | KO     | Coca-cola              | A | 2.30 | 1.00  |
| 2011-11-01 | JPM    | Jpmorgan Chase                         | D | -2.89 | 2.50  | EFX    | Equifax                | B | 1.19 | 2.50  |
| 2011-11-01 | TWX    | Time Warner                            | C | -1.85 | 1.50  | AN     | Autonation             | A | 2.35 | 1.50  |
| 2011-11-01 | BEAM   | Beam Inc                               | C | -1.84 | 1.40  | LO     | Lorillard              | A | 2.24 | 1.40  |
| 2011-11-01 | NYT    | New York Times                         | D | -2.87 | 0.30  | CBS    | Cbs                    | A | 2.31 | 0.30  |
| 2011-11-01 | MKC    | Mccormick                              | C | -1.84 | 0.50  | TSN    | Tyson Foods            | A | 2.20 | 0.50  |
| 2011-11-01 | HON    | Honeywell International                | D | -2.86 | 1.20  | TEL    | Te Connectivity        | B | 1.21 | 1.20  |
| 2011-11-01 | EXC    | Exelon                                 | C | -1.84 | 1.30  | D      | Dominion Resources     | A | 2.31 | 1.30  |

| Date       | Ticker     | Name  | R | SM    | W (%) | Ticker | Name                      | R | SM   | W (%) |
|------------|------------|---|---|-------|-------|--------|---------------------------|---|------|-------|
| 2011-11-01 | HPQ        | Hp  | D | -2.91 | 1.00  |        |                           |   |      |       |
| 2011-11-01 | SLF        | Sun Life Financial<br>Och-ziff Capital<br>Management<br>Group Llc | D | -2.88 | 0.50  | MCD    | Mcdonald's                | A | 2.28 | 0.50  |
| 2011-11-01 | OZM        | Regions Financial   | D | -2.92 | 0.20  |        |                           |   |      |       |
| 2011-11-01 | RF         | Royal Dutch Shell<br>Adr  | C | -1.85 | 2.10  | NOV    | National Oilwell<br>Varco | A | 2.31 | 2.10  |
| 2011-12-01 | SLM        | Slm   | D | -2.88 | 0.60  | PSA    | Public Storage            | A | 2.45 | 0.60  |
| 2011-12-01 | AMAT       | Applied Materials   | D | -2.89 | 0.60  | AAPL   | Apple                     | A | 2.83 | 0.60  |
| 2011-12-01 | SPLS       | Staples   | D | -2.90 | 0.70  | WFM    | Whole Foods<br>Market     | A | 3.00 | 0.70  |
| 2011-12-01 | AVP        | Avon Products   | D | -2.91 | 0.70  |        |                           |   |      |       |
| 2011-12-01 | AVY        | Avery Dennison  | D | -2.90 | 0.40  | NEM    | Newmont Mining            | A | 2.21 | 0.40  |
| 2011-12-01 | AXP        | American Express  | C | -1.85 | 2.10  | MA     | Mastercard                | A | 2.33 | 2.10  |
| 2011-12-01 | BAC        | Bank Of America   | D | -2.94 | 0.70  |        |                           |   |      |       |
| 2011-12-01 | BK         | Bank Of New York<br>Mellon  | D | -2.90 | 0.60  |        |                           |   |      |       |
| 2011-12-01 | CLX        | Clorox  | C | -1.85 | 1.10  | MJN    | Mead Johnson<br>Nutrition | A | 2.48 | 1.10  |
| 2011-12-01 | CM-<br>CSA | Comcast   | C | -1.86 | 0.60  | CMG    | Chipotle Mexican<br>Grill | A | 3.00 | 0.60  |
| 2011-12-01 | MAR        | Marriott<br>International   | D | -2.88 | 0.50  | AMZN   | Amazon.com                | A | 2.94 | 0.50  |
| 2011-12-01 | NYX        | NYSE Euronext   | D | -2.89 | 0.50  | V      | Visa                      | A | 2.25 | 0.50  |
| 2011-12-01 | COF        | Capital One<br>Financial  | D | -2.87 | 0.60  | MCO    | Moody's                   | A | 2.22 | 0.60  |
| 2011-12-01 | CVC        | Cablevision<br>Systems Corp                                       | D | -2.91 | 0.40  |        |                           |   |      |       |
| 2011-12-01 | DD         | E.i. Du Pont De<br>Nemours  | D | -2.86 | 0.60  | PX     | Praxair                   | A | 2.21 | 0.60  |
| 2011-12-01 | DIS        | Walt Disney   | D | -2.86 | 1.20  | AZO    | Autozone                  | A | 2.48 | 1.20  |
| 2011-12-01 | GE         | General Electric  | D | -2.88 | 2.50  | GR     | Goodrich                  | A | 2.77 | 2.50  |
| 2011-12-01 | GLW        | Corning   | D | -2.90 | 0.60  |        |                           |   |      |       |
| 2011-12-01 | HRS        | Harris<br>International   | D | -2.89 | 1.00  | TDC    | Teradata                  | A | 2.79 | 1.00  |
| 2011-12-01 | IFF        | Flavors &<br>Fragrances   | C | -1.86 | 0.60  | ARG    | Airgas Inc                | A | 2.20 | 0.60  |
| 2011-12-01 | MS         | Morgan Stanley  | D | -2.92 | 0.30  |        |                           |   |      |       |
| 2011-12-01 | IR         | Ingersoll-rand  | D | -2.89 | 0.10  | ACN    | Accenture Cl A            | A | 2.36 | 0.10  |
| 2011-12-01 | ITW        | Illinois Tool Works   | D | -2.87 | 1.10  | GWW    | Ww Grainger               | A | 2.32 | 1.10  |
| 2011-12-01 | JNJ        | Johnson &<br>Johnson  | C | -1.84 | 1.50  | BIIB   | Biogen                    | A | 2.42 | 1.50  |
| 2011-12-01 | KEY        | Keycorp   | D | -2.88 | 0.00  | AOC    | Aon plc                   | A | 2.21 | 0.00  |
| 2011-12-01 | LM         | Legg Mason  | D | -2.88 | 0.80  | NDAQ   | Nasdaq                    | A | 2.21 | 0.80  |
| 2011-12-01 | LNC        | Lincoln National<br>Minnesota Mng.&<br>Mfg                        | D | -2.89 | 0.50  | AIZ    | Assurant                  | A | 2.21 | 0.50  |
| 2011-12-01 | MUR        | Murphy Oil  | D | -2.88 | 1.30  | PCP    | Precision<br>Castparts    | A | 2.27 | 1.50  |
| 2011-12-01 | NTRS       | Northern Trust  | D | -2.89 | 0.80  | MRO    | Marathon Oil              | A | 2.39 | 1.30  |
| 2011-12-01 | COP        | Conocophillips  | C | -1.85 | 0.60  | CB     | Chubb                     | A | 2.19 | 0.80  |
| 2011-12-01 | PNC        | Pnc Financial<br>Services   | D | -2.86 | 0.90  | RRC    | Range Resources           | A | 2.36 | 0.60  |
| 2011-12-01 | PBR        | Petroleo Brasileiro<br>Sa - Petrobras Adr                         | D | -2.89 | 0.20  | HCP    | Hcp                       | A | 2.19 | 0.90  |
| 2011-12-01 | TAP        | Molson Coors<br>Brewing   | D | -2.87 | 0.40  | EQT    | Eqst                      | A | 2.31 | 0.20  |
| 2011-12-01 | SLB        | Schlumberger  | D | -2.87 | 1.10  | HRL    | Hormel Foods              | A | 2.40 | 0.40  |
| 2011-12-01 | STI        | Suntrust Banks  | D | -2.91 | 0.70  | HP     | Helmerich &<br>Payne      | A | 2.25 | 1.10  |
| 2011-12-01 | TIF        | Tiffany   | C | -1.87 | 0.10  | CBS    | Cbs                       | A | 2.32 | 0.10  |
| 2011-12-01 | USG        | Usg   | D | -2.91 | 0.20  |        |                           |   |      |       |
| 2011-12-01 | VMC        | Vulcan Materials<br>Co  | D | -2.89 | 0.70  | ROP    | Roper<br>Technologies     | A | 2.26 | 0.70  |
| 2011-12-01 | WFC        | Wells Fargo   | D | -2.87 | 1.70  | SPG    | Simon Property            | A | 2.19 | 1.70  |
| 2011-12-01 | WHR        | Whirlpool   | D | -2.91 | 0.80  |        |                           |   |      |       |
| 2011-12-01 | WY         | Weyerhaeuser  | D | -2.89 | 0.40  | AFL    | Aflac                     | B | 1.23 | 0.40  |
| 2011-12-01 | TEF        | Telefonica  | D | -2.88 | 0.40  | CNP    | Centerpoint<br>Energy     | A | 2.34 | 0.40  |
| 2011-12-01 | JPM        | Jpmorgan Chase  | D | -2.89 | 2.30  | FITB   | Fifth Third<br>Bancorp    | B | 1.22 | 2.30  |
| 2011-12-01 | TWX        | Time Warner   | C | -1.85 | 1.50  | SBUX   | Starbucks                 | A | 2.32 | 1.50  |
| 2011-12-01 | NYT        | New York Times  | D | -2.86 | 0.30  | MCD    | Mcdonald's                | A | 2.29 | 0.30  |
| 2011-12-01 | DO         | Diamond Offshore<br>Drilling                                      | D | -2.85 | 0.80  | EP     | El Paso<br>Corporation    | A | 2.25 | 0.80  |

| Date       | Ticker | Name                                   | R | SM    | W (%) | Ticker | Name                   | R | SM   | W (%) |
|------------|--------|--|---|-------|-------|--------|------------------------|---|------|-------|
| 2011-12-01 | HPQ    | Hp                                     | D | -2.90 | 1.00  |        |                        |   |      |       |
| 2011-12-01 | SLF    | Sun Life Financial                     | D | -2.91 | 0.40  |        |                        |   |      |       |
| 2011-12-01 | OZM    | Och-ziff Capital Management Group Llc  | D | -2.92 | 0.10  |        |                        |   |      |       |
| 2011-12-01 | GM     | General Motors                         | D | -2.91 | 0.60  |        |                        |   |      |       |
| 2011-12-01 | RF     | Regions Financial                      | D | -2.91 | 0.20  |        |                        |   |      |       |
| 2012-01-02 | FE     | Firstenergy                            | C | -1.84 | 0.50  | CNP    | Centerpoint Energy     | A | 2.34 | 0.50  |
| 2012-01-02 | AMAT   | Applied Materials                      | D | -2.89 | 0.60  | AAPL   | Apple                  | A | 2.86 | 0.60  |
| 2012-01-02 | AVP    | Avon Products                          | D | -2.90 | 0.70  |        |                        |   |      |       |
| 2012-01-02 | AVY    | Avery Dennison                         | D | -2.89 | 0.40  | PX     | Praxair                | A | 2.22 | 0.40  |
| 2012-01-02 | BAC    | Bank Of America                        | D | -2.94 | 0.70  |        |                        |   |      |       |
| 2012-01-02 | BK     | Bank Of New York Mellon                | D | -2.90 | 0.60  | PSA    | Public Storage         | A | 2.47 | 0.60  |
| 2012-01-02 | FSLR   | First Solar                            | D | -2.97 | 0.10  |        |                        |   |      |       |
| 2012-01-02 | CLX    | Clorox                                 | C | -1.85 | 1.10  | MJN    | Mead Johnson Nutrition | A | 2.44 | 1.10  |
| 2012-01-02 | CM-CSA | Comcast                                | C | -1.85 | 0.60  | WFM    | Whole Foods Market     | A | 3.00 | 0.60  |
| 2012-01-02 | NYX    | NYSE Euronext                          | D | -2.90 | 0.50  | MA     | Mastercard             | A | 2.32 | 0.50  |
| 2012-01-02 | CVC    | Cablevision Systems Corp               | D | -2.91 | 0.40  |        |                        |   |      |       |
| 2012-01-02 | GLW    | Corning                                | D | -2.91 | 0.50  |        |                        |   |      |       |
| 2012-01-02 | HRS    | Harris International                   | D | -2.89 | 0.90  | TDC    | Teradata               | A | 2.71 | 0.90  |
| 2012-01-02 | IFF    | Flavors & Fragrances                   | C | -1.87 | 0.50  | ARG    | Airgas Inc             | A | 2.21 | 0.50  |
| 2012-01-02 | MS     | Morgan Stanley                         | D | -2.92 | 0.30  |        |                        |   |      |       |
| 2012-01-02 | IR     | Ingersoll-rand                         | D | -2.90 | 0.50  |        |                        |   |      |       |
| 2012-01-02 | LM     | Legg Mason                             | D | -2.89 | 0.70  | V      | Visa                   | A | 2.26 | 0.70  |
| 2012-01-02 | LNC    | Lincoln National                       | D | -2.89 | 0.50  | AIZ    | Assurant               | A | 2.22 | 0.50  |
| 2012-01-02 |        | Minnesota Mng.& Mfg                    | D | -2.86 | 1.50  | GR     | Goodrich               | A | 2.78 | 1.50  |
| 2012-01-02 | PNC    | Pnc Financial Services                 | D | -2.85 | 0.90  | AOC    | Aon plc                | A | 2.22 | 0.90  |
| 2012-01-02 | PBR    | Petroleo Brasileiro Sa - Petrobras Adr | D | -2.90 | 0.30  |        |                        |   |      |       |
| 2012-01-02 | SLB    | Schlumberger                           | D | -2.88 | 1.00  | MRO    | Marathon Oil           | A | 2.41 | 1.00  |
| 2012-01-02 | STI    | Suntrust Banks                         | D | -2.91 | 0.60  |        |                        |   |      |       |
| 2012-01-02 | TIF    | Tiffany                                | C | -1.87 | 0.10  | CMG    | Chipotle Mexican Grill | A | 3.00 | 0.10  |
| 2012-01-02 | TMO    | Thermo Fisher Scientific               | D | -2.89 | 0.90  | BIIB   | Biogen                 | A | 2.40 | 0.90  |
| 2012-01-02 | WHR    | Whirlpool                              | D | -2.91 | 0.80  |        |                        |   |      |       |
| 2012-01-02 | TEF    | Telefonica                             | D | -2.88 | 0.40  | HRL    | Hormel Foods           | A | 2.39 | 0.40  |
| 2012-01-02 | JPM    | Jpmorgan Chase                         | D | -2.88 | 2.40  | EFX    | Equifax                | A | 2.22 | 2.40  |
| 2012-01-02 | TWX    | Time Warner                            | C | -1.84 | 1.50  | DLTR   | Dollar Tree            | A | 2.98 | 1.50  |
| 2012-01-02 | NYT    | New York Times                         | D | -2.86 | 0.30  | AZO    | Autozone               | A | 2.46 | 0.30  |
| 2012-01-02 | DO     | Diamond Offshore Drilling              | D | -2.87 | 0.80  | RRC    | Range Resources        | A | 2.31 | 0.80  |
| 2012-01-02 | HPQ    | Hp                                     | D | -2.91 | 0.90  |        |                        |   |      |       |
| 2012-01-02 | SLF    | Sun Life Financial                     | D | -2.91 | 0.40  |        |                        |   |      |       |
| 2012-01-02 | OZM    | Och-ziff Capital Management Group Llc  | D | -2.92 | 0.20  |        |                        |   |      |       |
| 2012-01-02 | GM     | General Motors                         | D | -2.91 | 0.60  |        |                        |   |      |       |
| 2012-01-02 | RF     | Regions Financial                      | D | -2.91 | 0.20  |        |                        |   |      |       |
| 2012-02-01 | FE     | Firstenergy                            | C | -1.85 | 0.50  | D      | Dominion Resources     | A | 2.31 | 0.50  |
| 2012-02-01 | AMAT   | Applied Materials                      | D | -2.88 | 0.70  | AAPL   | Apple                  | A | 2.97 | 0.70  |
| 2012-02-01 | AVP    | Avon Products                          | D | -2.90 | 0.70  | MJN    | Mead Johnson Nutrition | A | 2.47 | 0.70  |
| 2012-02-01 | FSLR   | First Solar                            | D | -2.96 | 0.10  |        |                        |   |      |       |
| 2012-02-01 | CLX    | Clorox                                 | C | -1.85 | 1.00  | HRL    | Hormel Foods           | A | 2.39 | 1.00  |
| 2012-02-01 | CPB    | Campbell Soup                          | D | -2.84 | 0.60  | RL     | Ralph Lauren           | A | 2.36 | 0.60  |
| 2012-02-01 | NYX    | NYSE Euronext                          | D | -2.89 | 0.40  | PSA    | Public Storage         | A | 2.48 | 0.40  |
| 2012-02-01 | CVC    | Cablevision Systems Corp               | D | -2.91 | 0.40  |        |                        |   |      |       |
| 2012-02-01 | GLW    | Corning International                  | D | -2.85 | 0.50  | QCOM   | Qualcomm               | A | 2.31 | 0.50  |
| 2012-02-01 | IFF    | Flavors & Fragrances                   | D | -2.86 | 0.50  | CF     | Cf Industries          | A | 2.24 | 0.50  |
| 2012-02-01 | MS     | Morgan Stanley                         | D | -2.90 | 0.30  | MA     | Mastercard             | A | 2.31 | 0.30  |
| 2012-02-01 | LM     | Legg Mason                             | D | -2.88 | 0.70  | V      | Visa                   | A | 2.26 | 0.70  |

| Date       | Ticker | Name   | R | SM    | W (%) | Ticker | Name                   | R | SM   | W (%) |
|------------|--------|--|---|-------|-------|--------|------------------------|---|------|-------|
| 2012-02-01 | PPL    | Ppl  | C | -1.85 | 0.40  | AES    | Aes                    | A | 2.23 | 0.40  |
| 2012-02-01 | TIF    | Tiffany  | C | -1.87 | 0.10  | WFM    | Whole Foods Market     | A | 3.00 | 0.10  |
| 2012-02-01 | TEF    | Telefonica   | D | -2.89 | 0.40  | DLTR   | Dollar Tree            | A | 3.00 | 0.40  |
| 2012-02-01 | KSS    | Kohl's   | D | -2.86 | 0.50  | CMG    | Chipotle Mexican Grill | A | 3.00 | 0.50  |
| 2012-02-01 | DO     | Diamond Offshore Drilling                                | D | -2.85 | 0.80  | MRO    | Marathon Oil           | A | 2.44 | 0.80  |
| 2012-02-01 | EXC    | Exelon   | C | -1.85 | 1.10  | CMS    | Cms Energy             | A | 2.21 | 1.10  |
| 2012-02-01 | HPQ    | Hp   | D | -2.90 | 1.00  |        |                        |   |      |       |
| 2012-02-01 | SLF    | Sun Life Financial Och-ziff Capital Management Group Llc | D | -2.90 | 0.40  | GR     | Goodrich               | A | 2.79 | 0.40  |
| 2012-02-01 | OZM    |  | D | -2.90 | 0.20  |        |                        |   |      |       |
| 2012-03-01 | FE     | Firstenergy  | C | -1.84 | 0.50  | D      | Dominion Resources     | A | 2.31 | 0.50  |
| 2012-03-01 | FSLR   | First Solar  | D | -2.97 | 0.10  |        |                        |   |      |       |
| 2012-03-01 | CLX    | Clorox   | C | -1.85 | 1.00  | MJN    | Mead Johnson Nutrition | A | 2.50 | 1.00  |
| 2012-03-01 | NYX    | NYSE Euronext  | D | -2.88 | 0.50  | PSA    | Public Storage         | A | 2.47 | 0.50  |
| 2012-03-01 | CVC    | Cablevision Systems Corp                                 | D | -2.91 | 0.40  |        |                        |   |      |       |
| 2012-03-01 | GLW    | Corning International                                    | D | -2.85 | 0.50  | AAPL   | Apple                  | A | 3.00 | 0.50  |
| 2012-03-01 | IFF    | Flavors & Fragrances                                     | D | -2.86 | 0.50  | DOW    | Dow Chemical           | A | 2.26 | 0.50  |
| 2012-03-01 | PPL    | Ppl  | C | -1.84 | 0.40  | AES    | Aes                    | A | 2.24 | 0.40  |
| 2012-03-01 | TIF    | Tiffany  | C | -1.87 | 0.10  | WFM    | Whole Foods Market     | A | 3.00 | 0.10  |
| 2012-03-01 | TEF    | Telefonica   | D | -2.89 | 0.40  | DLTR   | Dollar Tree            | A | 3.00 | 0.40  |
| 2012-03-01 | KSS    | Kohl's   | D | -2.84 | 0.50  | CMG    | Chipotle Mexican Grill | A | 3.00 | 0.50  |
| 2012-03-01 | EXC    | Exelon   | D | -2.86 | 1.00  | OKE    | Oneok                  | A | 2.21 | 1.00  |
| 2012-03-01 | HPQ    | Hp   | D | -2.91 | 0.80  |        |                        |   |      |       |
| 2012-03-01 | SLF    | Sun Life Financial Och-ziff Capital Management Group Llc | D | -2.89 | 0.40  | GR     | Goodrich               | A | 2.79 | 0.40  |
| 2012-03-01 | OZM    |  | D | -2.91 | 0.20  |        |                        |   |      |       |
| 2012-04-02 | FSLR   | First Solar  | D | -2.98 | 0.20  |        |                        |   |      |       |
| 2012-04-02 | NOK    | Nokia Adr  | D | -2.88 | 0.20  | AAPL   | Apple                  | A | 3.00 | 0.20  |
| 2012-04-02 | PPL    | Ppl  | C | -1.84 | 0.30  | D      | Dominion Resources     | A | 2.31 | 0.30  |
| 2012-04-02 | TIF    | Tiffany  | C | -1.86 | 0.10  | WFM    | Whole Foods Market     | A | 3.00 | 0.10  |
| 2012-04-02 | ETR    | Entergy  | C | -1.85 | 1.10  | AES    | Aes                    | A | 2.23 | 1.10  |
| 2012-04-02 | TEF    | Telefonica   | D | -2.90 | 0.40  | CMG    | Chipotle Mexican Grill | A | 3.00 | 0.40  |
| 2012-04-02 |        | Carnival   | D | -2.84 | 0.50  | DLTR   | Dollar Tree            | A | 3.00 | 0.50  |
| 2012-04-02 | CNX    | Consol Energy  | D | -2.89 | 0.80  | DOW    | Dow Chemical           | A | 2.27 | 0.80  |
| 2012-04-02 | EXC    | Exelon   | D | -2.86 | 1.00  | CMS    | Cms Energy             | A | 2.22 | 1.00  |
| 2012-04-02 | HPQ    | Hp   | D | -2.92 | 0.80  |        |                        |   |      |       |
| 2012-04-02 | OZM    | Och-ziff Capital Management Group Llc                    | D | -2.91 | 0.20  |        |                        |   |      |       |
| 2012-05-01 | APC    | Anadarko Petroleum                                       | C | -1.86 | 1.10  | MRO    | Marathon Oil           | A | 2.42 | 1.10  |
| 2012-05-01 | FSLR   | First Solar  | D | -2.98 | 0.10  |        |                        |   |      |       |
| 2012-05-01 | PGN    | Progress Energy  | C | -1.84 | 0.80  | D      | Dominion Resources     | A | 2.32 | 0.80  |
| 2012-05-01 | HRB    | H.& R.block  | C | -1.86 | 0.10  | WFM    | Whole Foods Market     | A | 3.00 | 0.10  |
| 2012-05-01 | NOK    | Nokia Adr  | D | -2.92 | 0.10  |        |                        |   |      |       |
| 2012-05-01 | NUE    | Nucor  | C | -1.86 | 1.00  | DOW    | Dow Chemical           | A | 2.26 | 1.00  |
| 2012-05-01 | PPL    | Ppl  | C | -1.85 | 0.30  | CMS    | Cms Energy             | A | 2.23 | 0.30  |
| 2012-05-01 | TE     | Teco Energy  | D | -2.84 | 0.20  | OKE    | Oneok                  | A | 2.23 | 0.20  |
| 2012-05-01 | TIF    | Tiffany  | C | -1.86 | 0.10  | CMG    | Chipotle Mexican Grill | A | 3.00 | 0.10  |
| 2012-05-01 | ETR    | Entergy  | D | -2.85 | 1.10  | AES    | Aes                    | A | 2.22 | 1.10  |
| 2012-05-01 | TEF    | Telefonica   | D | -2.91 | 0.30  |        |                        |   |      |       |
| 2012-05-01 | CNX    | Consol Energy  | D | -2.89 | 0.80  | EMN    | Eastman Chemical       | A | 2.26 | 0.80  |
| 2012-05-01 | NYT    | New York Times   | D | -2.87 | 0.20  | DLTR   | Dollar Tree            | A | 3.00 | 0.20  |
| 2012-05-01 | EXC    | Exelon   | D | -2.86 | 1.00  | EIX    | Edison International   | A | 2.22 | 1.00  |
| 2012-05-01 | HPQ    | Hp   | D | -2.91 | 0.80  |        |                        |   |      |       |



| Date       | Ticker | Name                                   | R | SM    | W (%) | Ticker | Name                    | R | SM   | W (%) |
|------------|--------|--|---|-------|-------|--------|-------------------------|---|------|-------|
| 2012-05-01 | OZM    | Och-ziff Capital Management Group Llc  | D | -2.92 | 0.20  |        |                         |   |      |       |
| 2012-05-01 | GM     | General Motors                         | C | -1.85 | 0.60  | FOSL   | Fossil                  | A | 3.00 | 0.60  |
| 2012-05-01 | RDS.A  | Royal Dutch Shell Adr                  | C | -1.84 | 1.90  | SUN    | Sunoco                  | A | 2.33 | 1.90  |
| 2012-06-01 | SLM    | Slm                                    | C | -1.86 | 0.70  | PSA    | Public Storage          | A | 2.46 | 0.70  |
| 2012-06-01 | AMAT   | Applied Materials                      | D | -2.87 | 0.60  | AAPL   | Apple                   | A | 3.00 | 0.60  |
| 2012-06-01 | APC    | Anadarko Petroleum                     | D | -2.89 | 0.90  | SUN    | Sunoco                  | A | 2.31 | 0.90  |
| 2012-06-01 | FSLR   | First Solar                            | D | -2.99 | 0.10  |        |                         |   |      |       |
| 2012-06-01 | MON    | Monsanto                               | C | -1.85 | 1.10  | FOSL   | Fossil                  | A | 3.00 | 1.10  |
| 2012-06-01 | NYX    | NYSE Euronext                          | D | -2.87 | 0.40  | MA     | Mastercard              | A | 2.34 | 0.40  |
| 2012-06-01 | CVC    | Cablevision Systems Corp               | D | -2.88 | 0.30  | WFM    | Whole Foods Market      | A | 3.00 | 0.30  |
| 2012-06-01 | EMR    | Emerson Electric                       | D | -2.86 | 0.90  | GR     | Goodrich                | A | 2.79 | 0.90  |
| 2012-06-01 | GLW    | Corning                                | D | -2.85 | 0.50  | QCOM   | Qualcomm                | A | 2.29 | 0.50  |
| 2012-06-01 | HRB    | H.& R.block                            | C | -1.86 | 0.20  | CMG    | Chipotle Mexican Grill  | A | 3.00 | 0.20  |
| 2012-06-01 | IP     | International Paper                    | C | -1.87 | 1.20  | DOW    | Dow Chemical            | A | 2.24 | 1.20  |
| 2012-06-01 | LM     | Legg Mason                             | D | -2.86 | 0.70  | V      | Visa                    | A | 2.29 | 0.70  |
| 2012-06-01 | LNC    | Lincoln National                       | C | -1.88 | 0.50  | EFX    | Equifax                 | A | 2.24 | 0.50  |
| 2012-06-01 | NOK    | Nokia Adr                              | D | -2.94 | 0.10  |        |                         |   |      |       |
| 2012-06-01 |        | Minnesota Mng.& Mfg                    | C | -1.85 | 1.50  | GWW    | Ww Grainger             | A | 2.32 | 1.50  |
| 2012-06-01 | MUR    | Murphy Oil                             | D | -2.88 | 1.00  | WMB    | Williams Companies      | A | 2.25 | 1.00  |
| 2012-06-01 | NUE    | Nucor                                  | C | -1.87 | 1.00  | PPG    | Ppg Industries          | A | 2.23 | 1.00  |
| 2012-06-01 | COP    | Conocophillips                         | D | -2.86 | 0.50  | KMI    | Kinder Morgan           | A | 2.23 | 0.50  |
| 2012-06-01 | PPL    | Ppl                                    | D | -2.85 | 0.40  | D      | Dominion Resources      | A | 2.32 | 0.40  |
| 2012-06-01 | PBR    | Petroleo Brasileiro Sa - Petrobras Adr | D | -2.90 | 0.20  | TSO    | Tesoro                  | A | 2.21 | 0.20  |
| 2012-06-01 | SLB    | Schlumberger                           | D | -2.87 | 0.90  | RRC    | Range Resources         | A | 2.17 | 0.90  |
| 2012-06-01 | BP     | Bp Adr                                 | D | -2.87 | 0.60  | ALXN   | Alexion Pharmaceuticals | A | 2.89 | 0.60  |
| 2012-06-01 | TE     | Teco Energy                            | D | -2.85 | 0.20  | CMS    | Cms Energy              | A | 2.22 | 0.20  |
| 2012-06-01 | TIF    | Tiffany                                | D | -2.89 | 0.10  | DLTR   | Dollar Tree             | A | 3.00 | 0.10  |
| 2012-06-01 | VMC    | Vulcan Materials Co                    | C | -1.88 | 0.60  | SHW    | Sherwin-williams        | A | 2.30 | 0.60  |
| 2012-06-01 | WHR    | Whirlpool                              | C | -1.88 | 1.00  | MJN    | Mead Johnson Nutrition  | A | 2.50 | 1.00  |
| 2012-06-01 | ETR    | Entergy                                | D | -2.85 | 1.20  | EIX    | Edison International    | A | 2.22 | 1.20  |
| 2012-06-01 | TEF    | Telefonica                             | D | -2.92 | 0.30  |        |                         |   |      |       |
| 2012-06-01 | CNX    | Consol Energy                          | D | -2.91 | 0.70  |        |                         |   |      |       |
| 2012-06-01 | KSS    | Kohl's                                 | D | -2.85 | 0.80  | AZO    | Autozone                | A | 2.53 | 0.80  |
| 2012-06-01 | SE     | Spectra Energy                         | C | -1.86 | 0.50  | BIIB   | Biogen                  | A | 2.46 | 0.50  |
| 2012-06-01 | NYT    | New York Times                         | D | -2.87 | 0.20  | CBS    | Cbs                     | A | 2.38 | 0.20  |
| 2012-06-01 | DO     | Diamond Offshore Drilling              | C | -1.87 | 0.80  | SBUX   | Starbucks               | A | 2.38 | 0.80  |
| 2012-06-01 | EXC    | Exelon                                 | D | -2.87 | 1.00  | SRE    | Sempra Energy           | A | 2.21 | 1.00  |
| 2012-06-01 | CVX    | Chevron                                | C | -1.86 | 2.80  | TJX    | Tjx Companies           | A | 2.34 | 2.80  |
| 2012-06-01 | HPQ    | Hp                                     | D | -2.93 | 0.80  |        |                         |   |      |       |
| 2012-06-01 | OZM    | Och-ziff Capital Management Group Llc  | D | -2.93 | 0.10  |        |                         |   |      |       |
| 2012-06-01 | GM     | General Motors                         | D | -2.86 | 0.60  | PHM    | Pultegroup              | A | 2.39 | 0.60  |
| 2012-06-01 | RDS.A  | Royal Dutch Shell Adr                  | D | -2.86 | 1.80  | ISRG   | Intuitive Surgical      | A | 2.34 | 1.80  |
| 2012-07-02 | ADI    | Analog Devices                         | C | -1.85 | 0.70  | AAPL   | Apple                   | A | 3.00 | 0.70  |
| 2012-07-02 | SLM    | Slm                                    | C | -1.84 | 0.80  | PSA    | Public Storage          | A | 2.50 | 0.80  |
| 2012-07-02 | HES    | Hess                                   | D | -2.89 | 0.30  | SUN    | Sunoco                  | A | 2.32 | 0.30  |
| 2012-07-02 | AMAT   | Applied Materials                      | D | -2.86 | 0.60  | AKAM   | Akamai Technologies     | A | 2.28 | 0.60  |
| 2012-07-02 | APC    | Anadarko Petroleum                     | D | -2.88 | 1.00  | WMB    | Williams Companies      | A | 2.25 | 1.00  |
| 2012-07-02 | SPLS   | Staples                                | D | -2.87 | 0.60  | WFM    | Whole Foods Market      | A | 3.00 | 0.60  |
| 2012-07-02 | AVP    | Avon Products                          | D | -2.88 | 0.60  | MNST   | Monster Beverage        | A | 3.00 | 0.60  |
| 2012-07-02 | BK     | Bank Of New York Mellon                | C | -1.85 | 0.60  | MA     | Mastercard              | A | 2.38 | 0.60  |
| 2012-07-02 | FSLR   | First Solar                            | D | -2.99 | 0.10  |        |                         |   |      |       |
| 2012-07-02 | NYX    | NYSE Euronext                          | D | -2.86 | 0.30  | V      | Visa                    | A | 2.32 | 0.30  |

| Date       | Ticker | Name                                   | R | SM    | W (%) | Ticker | Name                    | R | SM   | W (%) |
|------------|--------|--|---|-------|-------|--------|-------------------------|---|------|-------|
| 2012-07-02 | CVC    | Cablevision Systems Corp               | D | -2.85 | 0.40  | CMG    | Chipotle Mexican Grill  | A | 3.00 | 0.40  |
| 2012-07-02 | DELL   | Dell                                   | D | -2.89 | 0.40  | CTXS   | Citrix Systems          | A | 2.27 | 0.40  |
| 2012-07-02 | EMR    | Emerson Electric                       | D | -2.86 | 1.00  | GR     | Goodrich                | A | 2.80 | 1.00  |
| 2012-07-02 | GLW    | Corning                                | D | -2.85 | 0.50  | VRSN   | Verisign                | A | 2.26 | 0.50  |
| 2012-07-02 | HAS    | Hasbro                                 | D | -2.85 | 0.40  | MJN    | Mead Johnson Nutrition  | A | 2.51 | 0.40  |
| 2012-07-02 | MS     | Morgan Stanley International           | D | -2.88 | 0.30  | EFX    | Equifax                 | A | 2.27 | 0.30  |
| 2012-07-02 | IP     | Paper                                  | C | -1.87 | 1.20  | CF     | Cf Industries           | A | 2.25 | 1.20  |
| 2012-07-02 | K      | Kellogg                                | D | -2.85 | 0.20  | PHM    | Pultegroup              | A | 2.51 | 0.20  |
| 2012-07-02 | DGX    | Quest Diagnostics                      | C | -1.84 | 0.60  | ALXN   | Alexion Pharmaceuticals | A | 3.00 | 0.60  |
| 2012-07-02 | LNC    | Lincoln National                       | C | -1.87 | 0.50  | AIG    | American International  | A | 2.26 | 0.50  |
| 2012-07-02 | NOK    | Nokia Adr                              | D | -2.95 | 0.10  |        |                         |   |      |       |
| 2012-07-02 |        | Minnesota Mng.& Mfg                    | C | -1.83 | 1.50  | GWW    | Ww Grainger             | A | 2.32 | 1.50  |
| 2012-07-02 | MUR    | Murphy Oil                             | D | -2.87 | 1.10  | TSO    | Tesoro                  | A | 2.23 | 1.10  |
| 2012-07-02 | NUE    | Nucor                                  | C | -1.86 | 1.00  | DOW    | Dow Chemical            | A | 2.24 | 1.00  |
| 2012-07-02 | COP    | Conocophillips                         | D | -2.85 | 0.40  | RRC    | Range Resources         | A | 2.19 | 0.40  |
| 2012-07-02 | PG     | Procter & Gamble                       | C | -1.85 | 0.30  | LEN    | Lennar                  | A | 2.41 | 0.30  |
| 2012-07-02 | PPL    | Ppl                                    | D | -2.84 | 0.20  | D      | Dominion Resources      | A | 2.33 | 0.20  |
| 2012-07-02 | PBR    | Petroleo Brasileiro Sa - Petrobras Adr | D | -2.90 | 0.30  | COG    | Cabot Oil & Gas         | B | 1.21 | 0.30  |
| 2012-07-02 | TAP    | Molson Coors Brewing                   | D | -2.85 | 0.40  | DHI    | D.r. Horton             | A | 2.37 | 0.40  |
| 2012-07-02 | SLB    | Schlumberger                           | D | -2.86 | 1.00  | EQT    | Eq                      | B | 1.20 | 1.00  |
| 2012-07-02 | BP     | Bp                                     | D | -2.86 | 0.60  | CBS    | Cbs                     | A | 2.42 | 0.60  |
| 2012-07-02 | TIF    | Tiffany                                | D | -2.89 | 0.10  | DLTR   | Dollar Tree             | A | 3.00 | 0.10  |
| 2012-07-02 | TMO    | Thermo Fisher Scientific               | C | -1.85 | 1.20  | BIIB   | Biogen                  | A | 2.53 | 1.20  |
| 2012-07-02 | VMC    | Vulcan Materials Co                    | C | -1.86 | 0.80  | SHW    | Sherwin-williams        | A | 2.32 | 0.80  |
| 2012-07-02 | WHR    | Whirlpool                              | C | -1.87 | 1.00  | VFC    | Vf                      | A | 2.31 | 1.00  |
| 2012-07-02 | TEF    | Telefonica                             | D | -2.91 | 0.30  |        |                         |   |      |       |
| 2012-07-02 | CSCO   | Cisco Systems                          | C | -1.87 | 0.80  | TDC    | Teradata                | A | 2.25 | 0.80  |
| 2012-07-02 | CNX    | Consol Energy                          | D | -2.91 | 0.70  |        |                         |   |      |       |
| 2012-07-02 | KSS    | Kohl's                                 | D | -2.85 | 0.90  | AZO    | Autozone                | A | 2.52 | 0.90  |
| 2012-07-02 | JPM    | Jpmorgan Chase                         | C | -1.87 | 2.40  | FHN    | First Horizon National  | A | 2.26 | 2.40  |
| 2012-07-02 | SE     | Spectra Energy                         | C | -1.85 | 0.40  | SBUX   | Starbucks               | A | 2.38 | 0.40  |
| 2012-07-02 | DO     | Diamond Offshore Drilling              | C | -1.86 | 0.80  | ISRG   | Intuitive Surgical      | A | 2.38 | 0.80  |
| 2012-07-02 | HON    | Honeywell International                | C | -1.85 | 1.10  | ROP    | Roper Technologies      | A | 2.30 | 1.10  |
| 2012-07-02 | EXC    | Exelon                                 | D | -2.86 | 1.00  | EIX    | Edison International    | A | 2.23 | 1.00  |
| 2012-07-02 | CVX    | Chevron                                | C | -1.84 | 2.90  | TJX    | Tjx Companies           | A | 2.36 | 2.90  |
| 2012-07-02 | HPQ    | Hp                                     | D | -2.93 | 0.50  |        |                         |   |      |       |
| 2012-07-02 | UPS    | United Parcel Service                  | C | -1.84 | 1.10  | TXT    | Textron                 | A | 2.27 | 1.10  |
| 2012-07-02 | OZM    | Och-ziff Capital Management Group Llc  | D | -2.93 | 0.10  |        |                         |   |      |       |
| 2012-07-02 | GM     | General Motors                         | D | -2.88 | 0.50  | LO     | Lorillard               | A | 2.30 | 0.50  |
| 2012-07-02 | RDS.A  | Royal Dutch Shell Adr                  | D | -2.85 | 1.80  | PRGO   | Perrigo Company plc     | A | 2.36 | 1.80  |
| 2012-08-01 | ADI    | Analog Devices                         | C | -1.84 | 0.70  | AAPL   | Apple                   | A | 3.00 | 0.70  |
| 2012-08-01 | ADM    | Archer Daniels Midland                 | C | -1.87 | 0.70  | PHM    | Pultegroup              | A | 2.52 | 0.70  |
| 2012-08-01 | HES    | Hess                                   | D | -2.88 | 0.30  | SUN    | Sunoco                  | A | 2.32 | 0.30  |
| 2012-08-01 | AMAT   | Applied Materials                      | D | -2.86 | 0.60  | AKAM   | Akamai Technologies     | A | 2.31 | 0.60  |
| 2012-08-01 | APC    | Anadarko Petroleum                     | D | -2.87 | 1.00  | MPC    | Marathon Petroleum      | A | 2.29 | 1.00  |
| 2012-08-01 | SPLS   | Staples                                | D | -2.87 | 0.60  | WFM    | Whole Foods Market      | A | 3.00 | 0.60  |
| 2012-08-01 | AVP    | Avon Products                          | D | -2.88 | 0.60  | MJN    | Mead Johnson Nutrition  | A | 2.46 | 0.60  |
| 2012-08-01 | BK     | Bank Of New York Mellon                | C | -1.86 | 0.60  | PSA    | Public Storage          | A | 2.52 | 0.60  |
| 2012-08-01 | CB     | Chubb Corp                             | C | -1.84 | 0.50  | MA     | Mastercard              | A | 2.37 | 0.50  |
| 2012-08-01 | FSLR   | First Solar                            | D | -2.99 | 0.10  |        |                         |   |      |       |

| Date       | Ticker | Name   | R | SM    | W (%) | Ticker | Name                        | R | SM   | W (%) |
|------------|--------|--|---|-------|-------|--------|-----------------------------|---|------|-------|
| 2012-08-01 | CPB    | Campbell Soup  | C | -1.84 | 0.90  | LEN    | Lennar                      | A | 2.38 | 0.90  |
| 2012-08-01 | NYX    | NYSE Euronext  | D | -2.86 | 0.30  | V      | Visa                        | A | 2.32 | 0.30  |
| 2012-08-01 | DD     | E.i. Du Pont De Nemours                                  | C | -1.85 | 0.50  | CF     | Cf Industries               | A | 2.25 | 0.50  |
| 2012-08-01 | DELL   | Dell   | D | -2.89 | 0.40  | VRSN   | Verisign                    | A | 2.27 | 0.40  |
| 2012-08-01 | EMR    | Emerson Electric   | D | -2.85 | 1.10  | GWW    | Ww Grainger                 | A | 2.35 | 1.10  |
| 2012-08-01 | GLW    | Corning  | D | -2.87 | 0.40  | WDC    | Western Digital             | A | 2.27 | 0.40  |
| 2012-08-01 | HOG    | Harley-davidson International                            | C | -1.87 | 0.30  | VFC    | Vf                          | A | 2.34 | 0.30  |
| 2012-08-01 | IFF    | Flavors & Fragrances                                     | C | -1.85 | 0.40  | PPG    | Ppg Industries              | A | 2.25 | 0.40  |
| 2012-08-01 | MS     | Morgan Stanley   | D | -2.89 | 0.20  | CCI    | Crown Castle Intl Corp      | A | 2.26 | 0.20  |
| 2012-08-01 | IP     | International Paper                                      | C | -1.85 | 1.30  | FMC    | Fmc                         | A | 2.24 | 1.30  |
| 2012-08-01 | ITW    | Illinois Tool Works                                      | C | -1.85 | 1.20  | SHW    | Sherwin-williams            | A | 2.32 | 1.20  |
| 2012-08-01 | K      | Kellogg  | D | -2.85 | 0.20  | DHI    | D.r. Horton                 | A | 2.34 | 0.20  |
| 2012-08-01 | LM     | Legg Mason   | D | -2.85 | 0.70  | EFX    | Equifax                     | A | 2.26 | 0.70  |
| 2012-08-01 | LNC    | Lincoln National   | C | -1.88 | 0.40  | DFS    | Discover Financial Services | A | 2.26 | 0.40  |
| 2012-08-01 | NOK    | Nokia Adr  | D | -2.95 | 0.20  | ECL    | Ecolab                      | A | 2.23 | 1.00  |
| 2012-08-01 | NUE    | Nucor  | C | -1.86 | 1.00  | LO     | Lorillard                   | A | 2.29 | 0.30  |
| 2012-08-01 | PG     | Procter & Gamble   | C | -1.84 | 0.30  | LO     | Lorillard                   | A | 2.29 | 0.30  |
| 2012-08-01 | PNC    | Pnc Financial Services                                   | C | -1.85 | 0.90  | AIG    | American International      | A | 2.26 | 0.90  |
| 2012-08-01 | PBR    | Petroleo Brasileiro Sa - Petrobras Adr                   | D | -2.89 | 0.30  | WMB    | Williams Companies          | A | 2.28 | 0.30  |
| 2012-08-01 | BP     | Bp Adr   | D | -2.86 | 0.60  | TSO    | Tesoro                      | A | 2.25 | 0.60  |
| 2012-08-01 | TIF    | Tiffany  | D | -2.89 | 0.10  | DLTR   | Dollar Tree                 | A | 3.00 | 0.10  |
| 2012-08-01 | TMO    | Thermo Fisher Scientific                                 | C | -1.84 | 1.30  | ALXN   | Alexion Pharmaceuticals     | A | 3.00 | 1.30  |
| 2012-08-01 | VMC    | Vulcan Materials Co                                      | C | -1.87 | 0.70  | ROP    | Roper Technologies          | A | 2.31 | 0.70  |
| 2012-08-01 | WHR    | Whirlpool  | C | -1.86 | 1.00  | STZ    | Constellation Brands        | A | 2.27 | 1.00  |
| 2012-08-01 | TEF    | Telefonica   | D | -2.92 | 0.30  | STZ    | Constellation Brands        | A | 2.27 | 1.00  |
| 2012-08-01 | CSCO   | Cisco Systems  | C | -1.87 | 0.70  | KLAC   | Kla-tencor                  | A | 2.25 | 0.70  |
| 2012-08-01 | FD     | Macy's   | C | -1.86 | 0.60  | AZO    | Autozone                    | A | 2.52 | 0.60  |
| 2012-08-01 | CNX    | Consol Energy  | D | -2.91 | 0.70  | AZO    | Autozone                    | A | 2.52 | 0.60  |
| 2012-08-01 | JPM    | Jpmorgan Chase   | C | -1.87 | 2.40  | BBT    | Bb&t                        | A | 2.25 | 2.40  |
| 2012-08-01 | SE     | Spectra Energy   | C | -1.84 | 0.50  | COG    | Cabot Oil & Gas             | A | 2.22 | 0.50  |
| 2012-08-01 | DO     | Diamond Offshore Drilling                                | C | -1.85 | 0.80  | ESV    | Ensco                       | A | 2.22 | 0.80  |
| 2012-08-01 | HON    | Honeywell International                                  | C | -1.84 | 1.20  | TXT    | Textron                     | A | 2.28 | 1.20  |
| 2012-08-01 | HPQ    | Hp   | D | -2.94 | 0.40  | TXT    | Textron                     | A | 2.28 | 1.20  |
| 2012-08-01 | UPS    | United Parcel Service                                    | C | -1.85 | 1.00  | CTAS   | Cintas                      | A | 2.25 | 1.00  |
| 2012-08-01 | SLF    | Sun Life Financial Och-ziff Capital Management Group Llc | C | -1.85 | 0.40  | BIIB   | Biogen                      | A | 2.52 | 0.40  |
| 2012-08-01 | OZM    | Group Llc  | D | -2.93 | 0.10  | BIIB   | Biogen                      | A | 2.52 | 0.40  |
| 2012-08-01 | GM     | General Motors   | D | -2.88 | 0.50  | BEAM   | Beam Inc                    | A | 2.26 | 0.50  |
| 2012-09-03 | ADM    | Archer Daniels Midland                                   | C | -1.87 | 0.70  | PHM    | Pultegroup                  | A | 2.64 | 0.70  |
| 2012-09-03 | HES    | Hess   | D | -2.87 | 0.30  | TSO    | Tesoro                      | A | 2.36 | 0.30  |
| 2012-09-03 | APC    | Anadarko Petroleum                                       | D | -2.87 | 1.00  | MPC    | Marathon Petroleum          | A | 2.32 | 1.00  |
| 2012-09-03 | SPLS   | Staples  | D | -2.89 | 0.50  | WFM    | Whole Foods Market          | A | 3.00 | 0.50  |
| 2012-09-03 | AVP    | Avon Products  | D | -2.88 | 0.60  | MJN    | Mead Johnson Nutrition      | A | 2.47 | 0.60  |
| 2012-09-03 | BA     | Boeing   | C | -1.85 | 0.90  | GWW    | Ww Grainger                 | A | 2.35 | 0.90  |
| 2012-09-03 | BK     | Bank Of New York Mellon                                  | C | -1.85 | 0.60  | PSA    | Public Storage              | A | 2.50 | 0.60  |
| 2012-09-03 | CB     | Chubb Corp   | C | -1.83 | 0.50  | MA     | Mastercard                  | A | 2.37 | 0.50  |
| 2012-09-03 | NYX    | NYSE Euronext  | D | -2.86 | 0.30  | V      | Visa                        | A | 2.33 | 0.30  |
| 2012-09-03 | DD     | E.i. Du Pont De Nemours                                  | C | -1.85 | 0.50  | CF     | Cf Industries               | A | 2.27 | 0.50  |
| 2012-09-03 | DELL   | Dell   | D | -2.90 | 0.30  | CF     | Cf Industries               | A | 2.27 | 0.50  |
| 2012-09-03 | GLW    | Corning  | D | -2.86 | 0.40  | AAPL   | Apple                       | A | 3.00 | 0.40  |
| 2012-09-03 | HOG    | Harley-davidson  | C | -1.87 | 0.30  | LEN    | Lennar                      | A | 2.42 | 0.30  |
| 2012-09-03 | MS     | Morgan Stanley   | D | -2.88 | 0.30  | AIG    | American International      | A | 2.29 | 0.30  |
| 2012-09-03 | NOK    | Nokia Adr  | D | -2.94 | 0.20  | AIG    | American International      | A | 2.29 | 0.30  |

| Date       | Ticker | Name                                   | R | SM    | W (%) | Ticker | Name                        | R | SM   | W (%) |
|------------|--------|--|---|-------|-------|--------|-----------------------------|---|------|-------|
| 2012-09-03 | PNC    | Pnc Financial Services                 | C | -1.85 | 0.90  | DFS    | Discover Financial Services | A | 2.28 | 0.90  |
| 2012-09-03 | PBR    | Petroleo Brasileiro Sa - Petrobras Adr | D | -2.88 | 0.30  | SUN    | Sunoco                      | A | 2.31 | 0.30  |
| 2012-09-03 | TIF    | Tiffany                                | D | -2.88 | 0.10  | DLTR   | Dollar Tree                 | A | 3.00 | 0.10  |
| 2012-09-03 | TEF    | Telefonica                             | D | -2.91 | 0.30  |        |                             |   |      |       |
| 2012-09-03 | CSCO   | Cisco Systems                          | C | -1.85 | 0.80  | AKAM   | Akamai Technologies         | A | 2.34 | 0.80  |
| 2012-09-03 | FD     | Macy's                                 | C | -1.84 | 0.70  | AZO    | Autozone                    | A | 2.52 | 0.70  |
| 2012-09-03 | CNX    | Consol Energy                          | D | -2.91 | 0.70  |        |                             |   |      |       |
| 2012-09-03 | JPM    | Jpmorgan Chase                         | C | -1.87 | 2.40  | CCI    | Crown Castle Intl Corp      | A | 2.27 | 2.40  |
| 2012-09-03 | SE     | Spectra Energy                         | C | -1.85 | 0.40  | WMB    | Williams Companies          | A | 2.28 | 0.40  |
| 2012-09-03 | HON    | Honeywell International                | C | -1.84 | 1.10  | SHW    | Sherwin-williams            | A | 2.34 | 1.10  |
| 2012-09-03 | HPQ    | Hp                                     | D | -2.94 | 0.40  |        |                             |   |      |       |
| 2012-09-03 | UPS    | United Parcel Service                  | C | -1.85 | 1.00  | ROP    | Roper Technologies          | A | 2.31 | 1.00  |
| 2012-09-03 | SLF    | Sun Life Financial                     | C | -1.84 | 0.40  | ALXN   | Alexion Pharmaceuticals     | A | 3.00 | 0.40  |
| 2012-09-03 | UAL    | United Continental                     | C | -1.88 | 0.40  | CBS    | Cbs                         | A | 2.46 | 0.40  |
| 2012-09-03 | OZM    | Och-ziff Capital Management Group Llc  | D | -2.92 | 0.10  |        |                             |   |      |       |
| 2012-09-03 | GM     | General Motors                         | D | -2.87 | 0.50  | DHI    | D.r. Horton                 | A | 2.37 | 0.50  |
| 2012-10-01 | ADM    | Archer Daniels Midland                 | D | -2.86 | 0.80  | PHM    | Pultegroup                  | A | 2.72 | 0.80  |
| 2012-10-01 | SPLS   | Staples                                | D | -2.89 | 0.70  | WFM    | Whole Foods Market          | A | 3.00 | 0.70  |
| 2012-10-01 | AVP    | Avon Products                          | D | -2.88 | 0.60  | MJN    | Mead Johnson Nutrition      | A | 2.46 | 0.60  |
| 2012-10-01 | BA     | Boeing                                 | C | -1.85 | 0.80  | GWW    | Ww Grainger                 | A | 2.36 | 0.80  |
| 2012-10-01 | CLF    | Cliffs Natural Resources               | D | -2.92 | 0.50  |        |                             |   |      |       |
| 2012-10-01 | DELL   | Dell                                   | D | -2.91 | 0.60  |        |                             |   |      |       |
| 2012-10-01 | DUK    | Duke Energy                            | C | -1.85 | 1.40  | D      | Dominion Resources          | A | 2.32 | 1.40  |
| 2012-10-01 | HOG    | Harley-davidson                        | C | -1.87 | 0.30  | LEN    | Lennar                      | A | 2.45 | 0.30  |
| 2012-10-01 | JCI    | Johnson Controls                       | D | -2.86 | 0.40  | DHI    | D.r. Horton                 | A | 2.41 | 0.40  |
| 2012-10-01 | F      | Ford Motor                             | D | -2.87 | 0.40  | VFC    | Vf                          | A | 2.37 | 0.40  |
| 2012-10-01 | AES    | Aes                                    | C | -1.87 | 0.20  | NRG    | Nrg Energy                  | A | 2.25 | 0.20  |
| 2012-10-01 | SE     | Spectra Energy                         | C | -1.85 | 0.40  | TSO    | Tesoro                      | A | 2.39 | 0.40  |
| 2012-10-01 | HPQ    | Hp                                     | D | -2.94 | 0.40  |        |                             |   |      |       |
| 2012-10-01 | UPS    | United Parcel Service                  | C | -1.85 | 1.00  | SHW    | Sherwin-williams            | A | 2.36 | 1.00  |
| 2012-10-01 | UAL    | United Continental                     | C | -1.87 | 0.60  | AZO    | Autozone                    | A | 2.53 | 0.60  |
| 2012-11-01 | ADM    | Archer Daniels Midland                 | D | -2.87 | 0.80  | PHM    | Pultegroup                  | A | 2.84 | 0.80  |
| 2012-11-01 | SPLS   | Staples                                | D | -2.88 | 0.70  | WFM    | Whole Foods Market          | A | 3.00 | 0.70  |
| 2012-11-01 | AXP    | American Express                       | C | -1.84 | 1.70  | MA     | Mastercard                  | A | 2.41 | 1.70  |
| 2012-11-01 | BA     | Boeing                                 | C | -1.85 | 0.80  | SHW    | Sherwin-williams            | A | 2.34 | 0.80  |
| 2012-11-01 | CLF    | Cliffs Natural Resources               | D | -2.92 | 0.40  |        |                             |   |      |       |
| 2012-11-01 | DELL   | Dell                                   | D | -2.92 | 0.60  |        |                             |   |      |       |
| 2012-11-01 | DUK    | Duke Energy                            | C | -1.84 | 1.40  | NRG    | Nrg Energy                  | A | 2.25 | 1.40  |
| 2012-11-01 | JCI    | Johnson Controls                       | D | -2.87 | 0.40  | LEN    | Lennar                      | A | 2.50 | 0.40  |
| 2012-11-01 | F      | Ford Motor                             | D | -2.85 | 0.40  | DHI    | D.r. Horton                 | A | 2.43 | 0.40  |
| 2012-11-01 | TXN    | Texas Instruments                      | D | -2.86 | 0.50  | AAPL   | Apple                       | A | 3.00 | 0.50  |
| 2012-11-01 | AES    | Aes                                    | D | -2.87 | 0.20  | OKE    | Oneok                       | A | 2.24 | 0.20  |
| 2012-11-01 | VOD    | Vodafone                               | C | -1.85 | 0.40  | BIIB   | Biogen                      | A | 2.50 | 0.40  |
| 2012-11-01 | SE     | Spectra Energy                         | D | -2.85 | 0.40  | MPC    | Marathon Petroleum          | A | 2.33 | 0.40  |
| 2012-11-01 | BMY    | Bristol-myers Squibb                   | C | -1.85 | 0.90  | ALXN   | Alexion Pharmaceuticals     | A | 2.94 | 0.90  |
| 2012-11-01 | EXC    | Exelon                                 | D | -2.86 | 1.00  | CMS    | Cms Energy                  | A | 2.24 | 1.00  |
| 2012-11-01 | HPQ    | Hp                                     | D | -2.95 | 0.30  |        |                             |   |      |       |
| 2012-11-01 | UPS    | United Parcel Service                  | C | -1.85 | 1.00  | GWW    | Ww Grainger                 | A | 2.34 | 1.00  |
| 2012-11-01 | UAL    | United Continental                     | C | -1.87 | 0.60  | AZO    | Autozone                    | A | 2.54 | 0.60  |
| 2012-12-03 | ADM    | Archer Daniels Midland                 | D | -2.87 | 0.80  | PHM    | Pultegroup                  | A | 2.80 | 0.80  |

| Date       | Ticker | Name                                   | R | SM    | W (%) | Ticker | Name                        | R | SM   | W (%) |
|------------|--------|--|---|-------|-------|--------|-----------------------------|---|------|-------|
| 2012-12-03 | HES    | Hess                                   | C | -1.84 | 0.30  | TSO    | Tesoro                      | A | 2.38 | 0.30  |
| 2012-12-03 | AMAT   | Applied Materials                      | D | -2.85 | 0.60  | AKAM   | Akamai Technologies         | A | 2.32 | 0.60  |
| 2012-12-03 | SPLS   | Staples                                | D | -2.89 | 0.70  | WFM    | Whole Foods Market          | A | 3.00 | 0.70  |
| 2012-12-03 | AXP    | American Express                       | C | -1.85 | 1.70  | MA     | Mastercard                  | A | 2.42 | 1.70  |
| 2012-12-03 | BA     | Boeing                                 | C | -1.84 | 0.90  | SHW    | Sherwin-williams            | A | 2.36 | 0.90  |
| 2012-12-03 | CLF    | Cliffs Natural Resources               | D | -2.94 | 0.30  |        |                             |   |      |       |
| 2012-12-03 | MAR    | Marriott International                 | C | -1.86 | 0.20  | AZO    | Autozone                    | A | 2.54 | 0.20  |
| 2012-12-03 | DD     | E.i. Du Pont De Nemours                | D | -2.86 | 0.50  | PPG    | Ppg Industries              | A | 2.28 | 0.50  |
| 2012-12-03 | DELL   | Dell                                   | D | -2.91 | 0.60  |        |                             |   |      |       |
| 2012-12-03 | DUK    | Duke Energy                            | C | -1.85 | 1.40  | NRG    | Nrg Energy                  | A | 2.25 | 1.40  |
| 2012-12-03 | JCI    | Johnson Controls                       | D | -2.86 | 0.40  | LEN    | Lennar                      | A | 2.49 | 0.40  |
| 2012-12-03 | NEM    | Newmont Mining                         | C | -1.86 | 0.20  | CF     | Cf Industries               | A | 2.27 | 0.20  |
| 2012-12-03 | PNC    | Pnc Financial Services                 | C | -1.86 | 0.80  | V      | Visa                        | A | 2.38 | 0.80  |
| 2012-12-03 | PNW    | Pinnacle West Capital                  | C | -1.84 | 0.20  | OKE    | Oneok                       | A | 2.23 | 0.20  |
| 2012-12-03 | PBR    | Petroleo Brasileiro Sa - Petrobras Adr | D | -2.87 | 0.30  | MPC    | Marathon Petroleum          | A | 2.37 | 0.30  |
| 2012-12-03 | TAP    | Molson Coors Brewing                   | C | -1.85 | 0.40  | DHI    | D.r. Horton                 | A | 2.38 | 0.40  |
| 2012-12-03 | SLB    | Schlumberger                           | C | -1.85 | 1.10  | WMB    | Williams Companies          | A | 2.28 | 1.10  |
| 2012-12-03 | BP     | Bp Adr                                 | C | -1.84 | 0.60  | VLO    | Valero Energy               | A | 2.26 | 0.60  |
| 2012-12-03 | TE     | Teco Energy                            | D | -2.84 | 0.20  | SRE    | Sempra Energy               | A | 2.23 | 0.20  |
| 2012-12-03 | WFC    | Wells Fargo                            | C | -1.85 | 2.00  | EFX    | Equifax                     | A | 2.30 | 2.00  |
| 2012-12-03 | ETR    | Entergy                                | C | -1.86 | 1.10  | NEE    | Nextera Energy              | A | 2.23 | 1.10  |
| 2012-12-03 | TEF    | Telefonica                             | D | -2.86 | 0.30  | BIIB   | Biogen                      | A | 2.54 | 0.30  |
| 2012-12-03 | AES    | Aes                                    | D | -2.87 | 0.20  | EIX    | Edison International        | A | 2.23 | 0.20  |
| 2012-12-03 | CSCO   | Cisco Systems                          | C | -1.84 | 0.90  | CSC    | Computer Sciences           | A | 2.29 | 0.90  |
| 2012-12-03 | VOD    | Vodafone                               | D | -2.86 | 0.40  | S      | Sprint Nextel               | A | 2.45 | 0.40  |
| 2012-12-03 | WSH    | Willis Group Holdings                  | D | -2.85 | 0.40  | DFS    | Discover Financial Services | A | 2.30 | 0.40  |
| 2012-12-03 | PEP    | Pepsico                                | C | -1.84 | 0.90  | VFC    | Vf                          | A | 2.38 | 0.90  |
| 2012-12-03 | SE     | Spectra Energy                         | D | -2.86 | 0.40  | COG    | Cabot Oil & Gas             | A | 2.25 | 0.40  |
| 2012-12-03 | BMJ    | Bristol-myers Squibb                   | C | -1.85 | 0.90  | ALXN   | Alexion Pharmaceuticals     | A | 2.97 | 0.90  |
| 2012-12-03 | EXC    | Exelon                                 | D | -2.88 | 0.90  | ES     | Eversource Energy           | A | 2.21 | 0.90  |
| 2012-12-03 | HPQ    | Hp                                     | D | -2.96 | 0.30  |        |                             |   |      |       |
| 2012-12-03 | UPS    | United Parcel Service                  | D | -2.85 | 1.00  | ROP    | Roper Technologies          | A | 2.34 | 1.00  |
| 2012-12-03 | UAL    | United Continental                     | C | -1.87 | 0.70  | CBS    | Cbs                         | A | 2.45 | 0.70  |
| 2012-12-03 | RF     | Regions Financial                      | C | -1.86 | 0.30  | CCI    | Crown Castle Intl Corp      | A | 2.29 | 0.30  |
| 2012-12-03 | RDS.A  | Royal Dutch Shell Adr                  | C | -1.85 | 1.80  | EOG    | Eog Resources               | A | 2.23 | 1.80  |
| 2013-01-01 | HES    | Hess                                   | C | -1.83 | 0.90  | TSO    | Tesoro                      | A | 2.40 | 0.90  |
| 2013-01-01 | APA    | Apache                                 | D | -2.86 | 0.90  | MPC    | Marathon Petroleum          | A | 2.39 | 0.90  |
| 2013-01-01 | SPLS   | Staples                                | D | -2.89 | 0.60  | AZO    | Autozone                    | A | 2.51 | 0.60  |
| 2013-01-01 | AVP    | Avon Products                          | D | -2.86 | 0.60  | PHM    | Pultegroup                  | A | 2.85 | 0.60  |
| 2013-01-01 | CA     | Ca                                     | D | -2.87 | 0.20  | AKAM   | Akamai Technologies         | A | 2.37 | 0.20  |
| 2013-01-01 | CLF    | Cliffs Natural Resources               | D | -2.92 | 0.40  |        |                             |   |      |       |
| 2013-01-01 | DD     | E.i. Du Pont De Nemours                | D | -2.86 | 0.50  | PPG    | Ppg Industries              | A | 2.31 | 0.50  |
| 2013-01-01 | DELL   | Dell                                   | D | -2.91 | 0.70  |        |                             |   |      |       |
| 2013-01-01 | GE     | General Electric                       | C | -1.85 | 2.90  | SHW    | Sherwin-williams            | A | 2.37 | 2.90  |
| 2013-01-01 | HAS    | Hasbro                                 | C | -1.85 | 0.40  | LEN    | Lennar                      | A | 2.51 | 0.40  |
| 2013-01-01 | JCI    | Johnson Controls                       | D | -2.85 | 0.60  | DHI    | D.r. Horton                 | A | 2.39 | 0.60  |
| 2013-01-01 | DGX    | Quest Diagnostics                      | C | -1.85 | 0.60  | ALXN   | Alexion Pharmaceuticals     | A | 2.96 | 0.60  |
| 2013-01-01 | LM     | Legg Mason                             | C | -1.84 | 0.70  | MA     | Mastercard                  | A | 2.43 | 0.70  |
| 2013-01-01 | MSFT   | Microsoft                              | D | -2.86 | 1.30  | CSC    | Computer Sciences           | A | 2.30 | 1.30  |
| 2013-01-01 | NEM    | Newmont Mining                         | D | -2.86 | 0.30  | EMN    | Eastman Chemical            | A | 2.26 | 0.30  |
| 2013-01-01 | NSC    | Norfolk Southern                       | D | -2.86 | 1.10  | GWW    | Ww Grainger                 | A | 2.35 | 1.10  |
| 2013-01-01 | PNC    | Pnc Financial Services                 | D | -2.85 | 1.10  | V      | Visa                        | A | 2.39 | 1.10  |

| Date       | Ticker | Name                                   | R | SM    | W (%) | Ticker | Name                        | R | SM   | W (%) |
|------------|--------|--|---|-------|-------|--------|-----------------------------|---|------|-------|
| 2013-01-01 | PBR    | Petroleo Brasileiro Sa - Petrobras Adr | D | -2.87 | 0.30  | WMB    | Williams Companies          | A | 2.29 | 0.30  |
| 2013-01-01 | SLB    | Schlumberger                           | C | -1.85 | 1.00  | VLO    | Valero Energy               | A | 2.28 | 1.00  |
| 2013-01-01 | BP     | Bp Adr                                 | C | -1.84 | 0.60  | COG    | Cabot Oil & Gas             | A | 2.26 | 0.60  |
| 2013-01-01 | TE     | Teco Energy                            | D | -2.84 | 0.20  | NRG    | Nrg Energy                  | A | 2.27 | 0.20  |
| 2013-01-01 | WFC    | Wells Fargo                            | C | -1.84 | 2.00  | CCI    | Crown Castle Intl Corp      | A | 2.31 | 2.00  |
| 2013-01-01 | ETR    | Entergy                                | C | -1.85 | 1.10  | SRE    | Sempra Energy               | A | 2.24 | 1.10  |
| 2013-01-01 | TEF    | Telefonica                             | D | -2.85 | 0.30  | CBS    | Cbs                         | A | 2.48 | 0.30  |
| 2013-01-01 | AES    | Aes                                    | D | -2.87 | 0.30  | NEE    | Nextera Energy              | A | 2.23 | 0.30  |
| 2013-01-01 | VOD    | Vodafone                               | D | -2.87 | 0.30  | S      | Sprint Nextel               | A | 2.45 | 0.30  |
| 2013-01-01 | WSH    | Willis Group Holdings                  | D | -2.85 | 0.50  | EFX    | Equifax                     | A | 2.31 | 0.50  |
| 2013-01-01 | PEP    | Pepsico                                | C | -1.84 | 0.90  | VFC    | Vf                          | A | 2.36 | 0.90  |
| 2013-01-01 | SE     | Spectra Energy                         | D | -2.86 | 0.40  | CAM    | Cameron International Corp. | A | 2.24 | 0.40  |
| 2013-01-01 | BMJ    | Bristol-myers Squibb                   | C | -1.85 | 0.80  | BIIB   | Biogen                      | A | 2.53 | 0.80  |
| 2013-01-01 | EXC    | Exelon                                 | D | -2.87 | 0.90  | EIX    | Edison International        | A | 2.23 | 0.90  |
| 2013-01-01 | HPQ    | Hp                                     | D | -2.95 | 0.40  | ROP    | Roper Technologies          | A | 2.34 | 1.00  |
| 2013-01-01 | UPS    | United Parcel Service                  | D | -2.85 | 1.00  | GNW    | Genworth Financial          | A | 2.30 | 0.30  |
| 2013-01-01 | RFS.A  | Royal Dutch Shell Adr                  | C | -1.84 | 1.80  | EOG    | Eog Resources               | A | 2.24 | 1.80  |
| 2013-02-01 | FE     | Firstenergy                            | D | -2.87 | 0.40  | NRG    | Nrg Energy                  | A | 2.28 | 0.40  |
| 2013-02-01 | CLF    | Cliffs Natural Resources               | D | -2.84 | 0.30  | PPG    | Ppg Industries              | A | 2.32 | 0.30  |
| 2013-02-01 | DD     | E.i. Du Pont De Nemours                | D | -2.85 | 0.50  | CF     | Cf Industries               | A | 2.30 | 0.50  |
| 2013-02-01 | GE     | General Electric                       | C | -1.84 | 2.90  | SHW    | Sherwin-williams            | A | 2.39 | 2.90  |
| 2013-02-01 | GLW    | Corning                                | D | -2.86 | 0.70  | AKAM   | Akamai Technologies         | A | 2.37 | 0.70  |
| 2013-02-01 | HAS    | Hasbro                                 | C | -1.84 | 0.40  | PHM    | Pultegroup                  | A | 2.96 | 0.40  |
| 2013-02-01 | DGX    | Quest Diagnostics                      | D | -2.85 | 0.50  | ALXN   | Alexion Pharmaceuticals     | A | 3.00 | 0.50  |
| 2013-02-01 | MRK    | Merck & Co                             | C | -1.85 | 1.10  | BIIB   | Biogen                      | A | 2.57 | 1.10  |
| 2013-02-01 | MSFT   | Microsoft                              | D | -2.86 | 1.30  | CSC    | Computer Sciences           | A | 2.32 | 1.30  |
| 2013-02-01 | NEM    | Newmont Mining                         | D | -2.87 | 0.30  | EMN    | Eastman Chemical            | A | 2.28 | 0.30  |
| 2013-02-01 | PBR    | Petroleo Brasileiro Sa - Petrobras Adr | D | -2.87 | 0.30  | MPC    | Marathon Petroleum          | A | 2.47 | 0.30  |
| 2013-02-01 | WFC    | Wells Fargo                            | C | -1.84 | 1.90  | MA     | Mastercard                  | A | 2.45 | 1.90  |
| 2013-02-01 | ETR    | Entergy                                | D | -2.85 | 1.00  | SRE    | Sempra Energy               | A | 2.25 | 1.00  |
| 2013-02-01 | CNX    | Consol Energy                          | C | -1.85 | 0.70  | LYB    | Lyondellbasell Industries   | A | 2.28 | 0.70  |
| 2013-02-01 | KSS    | Kohl's                                 | D | -2.86 | 0.90  | CBS    | Cbs                         | A | 2.53 | 0.90  |
| 2013-02-01 | SE     | Spectra Energy                         | D | -2.85 | 0.40  | TSO    | Tesoro                      | A | 2.45 | 0.40  |
| 2013-02-01 | VZ     | Verizon Communications                 | C | -1.84 | 0.90  | S      | Sprint Nextel               | A | 2.45 | 0.90  |
| 2013-02-01 | EXC    | Exelon                                 | D | -2.87 | 0.90  | EIX    | Edison International        | A | 2.24 | 0.90  |
| 2013-03-01 | FE     | Firstenergy                            | D | -2.87 | 0.40  | NRG    | Nrg Energy                  | A | 2.28 | 0.40  |
| 2013-03-01 | APA    | Apache                                 | D | -2.86 | 0.80  | TSO    | Tesoro                      | A | 2.53 | 0.80  |
| 2013-03-01 | CLF    | Cliffs Natural Resources               | D | -2.89 | 0.20  | PPG    | Ppg Industries              | A | 2.31 | 0.20  |
| 2013-03-01 | DD     | E.i. Du Pont De Nemours                | D | -2.85 | 0.50  | LYB    | Lyondellbasell Industries   | A | 2.27 | 0.50  |
| 2013-03-01 | DGX    | Quest Diagnostics                      | D | -2.86 | 0.50  | ALXN   | Alexion Pharmaceuticals     | A | 2.88 | 0.50  |
| 2013-03-01 | MRK    | Merck & Co                             | C | -1.85 | 1.20  | BIIB   | Biogen                      | A | 2.61 | 1.20  |
| 2013-03-01 | MSFT   | Microsoft                              | D | -2.86 | 1.20  | CSC    | Computer Sciences           | A | 2.36 | 1.20  |
| 2013-03-01 | NEM    | Newmont Mining                         | D | -2.88 | 0.20  | EMN    | Eastman Chemical            | A | 2.27 | 0.20  |
| 2013-03-01 | PBR    | Petroleo Brasileiro Sa - Petrobras Adr | D | -2.90 | 0.20  | MPC    | Marathon Petroleum          | A | 2.52 | 0.20  |
| 2013-03-01 | TE     | Teco Energy                            | D | -2.84 | 0.20  | SRE    | Sempra Energy               | A | 2.26 | 0.20  |
| 2013-03-01 | ETR    | Entergy                                | D | -2.86 | 1.00  | EIX    | Edison International        | A | 2.24 | 1.00  |
| 2013-03-01 | VOD    | Vodafone                               | D | -2.84 | 0.30  | PHM    | Pultegroup                  | A | 2.91 | 0.30  |
| 2013-03-01 | CNX    | Consol Energy                          | C | -1.85 | 0.70  | ECL    | Ecolab                      | A | 2.27 | 0.70  |
| 2013-03-01 | KSS    | Kohl's                                 | D | -2.86 | 0.90  | NFLX   | Netflix                     | A | 2.59 | 0.90  |
| 2013-03-01 | EXC    | Exelon                                 | D | -2.87 | 0.90  | NEE    | Nextera Energy              | A | 2.24 | 0.90  |
| 2013-04-01 | AAPL   | Apple                                  | D | -2.90 | 0.60  | CSC    | Computer Sciences           | A | 2.36 | 0.60  |

| Date       | Ticker | Name                                   | R | SM    | W (%) | Ticker | Name                      | R | SM   | W (%) |
|------------|--------|--|---|-------|-------|--------|---------------------------|---|------|-------|
| 2013-04-01 | WU     | The Western Union                      | D | -2.87 | 0.30  | MA     | Mastercard                | A | 2.47 | 0.30  |
| 2013-04-01 | FE     | Firstenergy                            | D | -2.86 | 0.40  | NRG    | Nrg Energy                | A | 2.31 | 0.40  |
| 2013-04-01 | APA    | Apache                                 | D | -2.85 | 1.50  | MPC    | Marathon Petroleum        | A | 2.55 | 1.50  |
| 2013-04-01 | CLF    | Cliffs Natural Resources               | D | -2.92 | 0.20  |        |                           |   |      |       |
| 2013-04-01 | DD     | E.i. Du Pont De Nemours                | D | -2.84 | 0.50  | PPG    | Ppg Industries            | A | 2.31 | 0.50  |
| 2013-04-01 | DGX    | Quest Diagnostics                      | D | -2.85 | 0.50  | ALXN   | Alexion Pharmaceuticals   | A | 2.97 | 0.50  |
| 2013-04-01 | MRK    | Merck & Co                             | C | -1.85 | 1.20  | BIIB   | Biogen                    | A | 2.70 | 1.20  |
| 2013-04-01 | NEM    | Newmont Mining                         | D | -2.88 | 0.50  | LYB    | Lyondellbasell Industries | A | 2.28 | 0.50  |
| 2013-04-01 | PBR    | Petroleo Brasileiro Sa - Petrobras Adr | D | -2.89 | 0.20  | TSO    | Tesoro                    | A | 2.52 | 0.20  |
| 2013-04-01 | ETR    | Entergy                                | D | -2.86 | 1.00  | SRE    | Sempra Energy             | A | 2.27 | 1.00  |
| 2013-05-01 | AAPL   | Apple                                  | D | -2.90 | 0.60  | CSC    | Computer Sciences         | A | 2.34 | 0.60  |
| 2013-05-01 | WU     | The Western Union                      | D | -2.86 | 0.30  | MA     | Mastercard                | A | 2.47 | 0.30  |
| 2013-05-01 | APA    | Apache                                 | D | -2.86 | 1.50  | FSLR   | First Solar               | A | 2.65 | 1.50  |
| 2013-05-01 | CLF    | Cliffs Natural Resources               | D | -2.91 | 0.20  |        |                           |   |      |       |
| 2013-05-01 | CTL    | Centurylink                            | D | -2.86 | 0.60  | S      | Sprint Nextel             | A | 2.56 | 0.60  |
| 2013-05-01 | DGX    | Quest Diagnostics                      | D | -2.84 | 0.50  | ALXN   | Alexion Pharmaceuticals   | A | 2.98 | 0.50  |
| 2013-05-01 | NEM    | Newmont Mining                         | D | -2.90 | 0.40  |        |                           |   |      |       |
| 2013-05-01 | COP    | Conocophillips                         | C | -1.84 | 0.40  | TSO    | Tesoro                    | A | 2.47 | 0.40  |
| 2013-05-01 | PBR    | Petroleo Brasileiro Sa - Petrobras Adr | D | -2.87 | 0.30  | MPC    | Marathon Petroleum        | A | 2.45 | 0.30  |
| 2013-05-01 | BP     | Bp Adr                                 | C | -1.84 | 0.60  | VLO    | Valero Energy             | A | 2.35 | 0.60  |
| 2013-05-01 | VMC    | Vulcan Materials Co                    | C | -1.86 | 0.70  | SHW    | Sherwin-williams          | A | 2.43 | 0.70  |
| 2013-05-01 |        | Carnival                               | C | -1.85 | 0.50  | PHM    | Pultegroup                | A | 2.98 | 0.50  |
| 2013-05-01 | DO     | Diamond Offshore Drilling              | C | -1.85 | 0.70  | COG    | Cabot Oil & Gas           | A | 2.34 | 0.70  |
| 2013-05-01 | XOM    | Exxon Mobil                            | C | -1.84 | 2.10  | PSX    | Phillips 66               | A | 2.34 | 2.10  |
| 2013-05-01 | JOY    | Joy Global                             | D | -2.87 | 0.20  | GWV    | Ww Grainger               | A | 2.41 | 0.20  |
| 2013-05-01 | RDS.A  | Royal Dutch Shell Adr                  | D | -2.84 | 1.60  | WMB    | Williams Companies        | A | 2.33 | 1.60  |
| 2013-06-03 | AAPL   | Apple                                  | D | -2.89 | 0.60  | MU     | Micron Technology         | A | 2.36 | 0.60  |
| 2013-06-03 | CLF    | Cliffs Natural Resources               | D | -2.92 | 0.10  |        |                           |   |      |       |
| 2013-06-03 | CTL    | Centurylink                            | D | -2.87 | 0.50  | S      | Sprint Nextel             | A | 2.57 | 0.50  |
| 2013-06-03 | NEM    | Newmont Mining                         | D | -2.90 | 0.40  | PPG    | Ppg Industries            | A | 2.36 | 0.40  |
| 2013-06-03 | BP     | Bp Adr                                 | C | -1.84 | 0.50  | FSLR   | First Solar               | A | 2.76 | 0.50  |
| 2013-06-03 | VMC    | Vulcan Materials Co                    | C | -1.85 | 0.70  | KSU    | Kansas City Southern      | A | 2.56 | 0.70  |
| 2013-06-03 | TEF    | Telefonica                             | C | -1.85 | 0.30  | PHM    | Pultegroup                | A | 3.00 | 0.30  |
| 2013-06-03 |        | Carnival                               | C | -1.86 | 0.40  | ALXN   | Alexion Pharmaceuticals   | A | 2.97 | 0.40  |
| 2013-06-03 | DO     | Diamond Offshore Drilling              | C | -1.85 | 0.70  | TSO    | Tesoro                    | A | 2.55 | 0.70  |
| 2013-07-01 | AAPL   | Apple                                  | D | -2.90 | 0.90  |        |                           |   |      |       |
| 2013-07-01 | CLF    | Cliffs Natural Resources               | D | -2.93 | 0.10  |        |                           |   |      |       |
| 2013-07-01 | CTL    | Centurylink                            | D | -2.86 | 0.60  | S      | Sprint Nextel             | A | 2.56 | 0.60  |
| 2013-07-01 | NEM    | Newmont Mining                         | D | -2.91 | 0.40  |        |                           |   |      |       |
| 2013-07-01 | TEF    | Telefonica                             | C | -1.86 | 0.30  | ALXN   | Alexion Pharmaceuticals   | A | 2.98 | 0.30  |
| 2013-07-01 |        | Carnival                               | C | -1.85 | 0.80  | PHM    | Pultegroup                | A | 2.90 | 0.80  |
| 2013-07-01 | TLM    | Talisman Energy                        | C | -1.84 | 0.20  | BIIB   | Biogen                    | A | 2.79 | 0.20  |
| 2013-07-01 | DO     | Diamond Offshore Drilling              | C | -1.85 | 0.80  | FSLR   | First Solar               | A | 2.66 | 0.80  |
| 2013-07-01 | XYL    | Xylem                                  | C | -1.84 | 0.30  | KSU    | Kansas City Southern      | A | 2.56 | 0.30  |
| 2013-08-01 | AAPL   | Apple                                  | D | -2.89 | 0.90  | MU     | Micron Technology         | A | 2.41 | 0.90  |
| 2013-08-01 | FE     | Firstenergy                            | D | -2.85 | 0.50  | NRG    | Nrg Energy                | A | 2.31 | 0.50  |
| 2013-08-01 | CLF    | Cliffs Natural Resources               | D | -2.92 | 0.20  |        |                           |   |      |       |
| 2013-08-01 | CTL    | Centurylink                            | D | -2.86 | 0.60  | ALXN   | Alexion Pharmaceuticals   | A | 3.00 | 0.60  |
| 2013-08-01 | NEM    | Newmont Mining                         | D | -2.91 | 0.40  |        |                           |   |      |       |
| 2013-08-01 | PBR    | Petroleo Brasileiro Sa - Petrobras Adr | D | -2.87 | 0.40  | FSLR   | First Solar               | A | 2.68 | 0.40  |

| Date       | Ticker | Name                                   | R | SM    | W (%) | Ticker | Name                      | R | SM   | W (%) |
|------------|--------|--|---|-------|-------|--------|---------------------------|---|------|-------|
| 2013-08-01 | T      | At&t                                   | C | -1.85 | 1.60  | REGN   | Regeneron Pharmaceuticals | A | 2.93 | 1.60  |
| 2013-08-01 | BP     | Bp Adr                                 | C | -1.84 | 0.50  | TSO    | Tesoro                    | A | 2.53 | 0.50  |
| 2013-08-01 | VMC    | Vulcan Materials Co                    | C | -1.85 | 0.70  | KSU    | Kansas City Southern      | A | 2.57 | 0.70  |
| 2013-08-01 | TEF    | Telefonica                             | C | -1.84 | 0.30  | BIIB   | Biogen                    | A | 2.79 | 0.30  |
| 2013-08-01 | TLM    | Talisman Energy                        | C | -1.84 | 0.10  | NFLX   | Netflix                   | A | 2.77 | 0.10  |
| 2013-08-01 | CNX    | Consol Energy                          | C | -1.85 | 0.60  | PPG    | Ppg Industries            | A | 2.37 | 0.60  |
| 2013-08-01 | DO     | Diamond Offshore Drilling              | C | -1.84 | 0.70  | COG    | Cabot Oil & Gas           | A | 2.40 | 0.70  |
| 2013-08-01 | JOY    | Joy Global                             | D | -2.86 | 0.50  | GWW    | Ww Grainger               | A | 2.46 | 0.50  |
| 2013-08-01 | RDS.A  | Royal Dutch Shell Adr                  | D | -2.85 | 1.40  | PXD    | Pioneer Natural Resources | A | 2.37 | 1.40  |
| 2013-09-02 | FE     | Firstenergy                            | D | -2.86 | 0.50  | NRG    | Nrg Energy                | A | 2.31 | 0.50  |
| 2013-09-02 | APA    | Apache                                 | C | -1.84 | 1.80  | COG    | Cabot Oil & Gas           | A | 2.41 | 1.80  |
| 2013-09-02 | CB     | Chubb Corp                             | C | -1.85 | 0.50  | MA     | Mastercard                | A | 2.53 | 0.50  |
| 2013-09-02 | CTL    | Centurylink                            | D | -2.87 | 0.50  | FTR    | Frontier Communications   | A | 2.19 | 0.50  |
| 2013-09-02 | DGX    | Quest Diagnostics                      | C | -1.85 | 0.50  | ALXN   | Alexion Pharmaceuticals   | A | 3.00 | 0.50  |
| 2013-09-02 | MAS    | Masco                                  | C | -1.86 | 0.50  | KSU    | Kansas City Southern      | A | 2.54 | 0.50  |
| 2013-09-02 | NEM    | Newmont Mining                         | D | -2.91 | 0.40  |        |                           |   |      |       |
| 2013-09-02 | PBR    | Petroleo Brasileiro Sa - Petrobras Adr | D | -2.87 | 0.40  | PXD    | Pioneer Natural Resources | A | 2.37 | 0.40  |
| 2013-09-02 | T      | At&t                                   | D | -2.86 | 1.60  | NFLX   | Netflix                   | A | 2.88 | 1.60  |
| 2013-09-02 | BP     | Bp Adr                                 | D | -2.84 | 0.50  | EQT    | Eqst                      | A | 2.32 | 0.50  |
| 2013-09-02 | VMC    | Vulcan Materials Co                    | C | -1.85 | 0.70  | GWW    | Ww Grainger               | A | 2.42 | 0.70  |
| 2013-09-02 | TEF    | Telefonica                             | C | -1.85 | 0.30  | BIIB   | Biogen                    | A | 2.77 | 0.30  |
| 2013-09-02 | TLM    | Talisman Energy                        | D | -2.85 | 0.20  | CBS    | Cbs                       | A | 2.64 | 0.20  |
| 2013-09-02 | CNX    | Consol Energy                          | D | -2.84 | 0.70  | PPG    | Ppg Industries            | A | 2.36 | 0.70  |
| 2013-09-02 | DO     | Diamond Offshore Drilling              | C | -1.85 | 0.70  | EOG    | Eog Resources             | A | 2.31 | 0.70  |
| 2013-09-02 | MKC    | Mccormick                              | C | -1.85 | 0.40  | STZ    | Constellation Brands      | A | 2.50 | 0.40  |
| 2013-09-02 | VZ     | Verizon Communications                 | C | -1.85 | 0.90  | REGN   | Regeneron Pharmaceuticals | A | 2.81 | 0.90  |
| 2013-09-02 | EXC    | Exelon                                 | D | -2.86 | 0.80  | SRE    | Sempra Energy             | A | 2.28 | 0.80  |
| 2013-09-02 | JOY    | Joy Global                             | D | -2.87 | 0.50  | ROP    | Roper Technologies        | A | 2.38 | 0.50  |
| 2013-09-02 | RDS.A  | Royal Dutch Shell Adr                  | D | -2.85 | 1.50  | HP     | Helmerich & Payne         | A | 2.27 | 1.50  |
| 2013-10-01 | FE     | Firstenergy                            | D | -2.86 | 0.50  | NRG    | Nrg Energy                | A | 2.32 | 0.50  |
| 2013-10-01 | AVP    | Avon Products                          | C | -1.86 | 0.80  | STZ    | Constellation Brands      | A | 2.54 | 0.80  |
| 2013-10-01 | CPB    | Campbell Soup                          | C | -1.86 | 1.00  | DLPH   | Delphi Automotive         | A | 2.50 | 1.00  |
| 2013-10-01 | CTL    | Centurylink                            | D | -2.88 | 0.50  | FTR    | Frontier Communications   | A | 2.19 | 0.50  |
| 2013-10-01 | DGX    | Quest Diagnostics                      | C | -1.84 | 0.50  | ALXN   | Alexion Pharmaceuticals   | A | 3.00 | 0.50  |
| 2013-10-01 | MAT    | Mattel                                 | C | -1.85 | 1.10  | EA     | Electronic Arts           | A | 2.40 | 1.10  |
| 2013-10-01 | NEM    | Newmont Mining                         | D | -2.92 | 0.40  |        |                           |   |      |       |
| 2013-10-01 | NTRS   | Northern Trust                         | C | -1.85 | 1.00  | MA     | Mastercard                | A | 2.59 | 1.00  |
| 2013-10-01 | PBR    | Petroleo Brasileiro Sa - Petrobras Adr | D | -2.86 | 0.70  | PXD    | Pioneer Natural Resources | A | 2.41 | 0.70  |
| 2013-10-01 | T      | At&t                                   | D | -2.85 | 1.60  | WIN    | Windstream Holdings       | B | 1.18 | 1.60  |
| 2013-10-01 | VMC    | Vulcan Materials Co                    | C | -1.84 | 0.70  | KSU    | Kansas City Southern      | A | 2.57 | 0.70  |
| 2013-10-01 | ETR    | Entergy                                | D | -2.85 | 1.00  | SRE    | Sempra Energy             | A | 2.29 | 1.00  |
| 2013-10-01 | FD     | Macy's Potash                          | C | -1.86 | 0.60  | NFLX   | Netflix                   | A | 3.00 | 0.60  |
| 2013-10-01 | POT    | Corporation Of Saskatchewan            | D | -2.88 | 0.40  | BIIB   | Biogen                    | A | 2.88 | 0.40  |
| 2013-10-01 | DO     | Diamond Offshore Drilling              | D | -2.86 | 0.70  | EOG    | Eog Resources             | A | 2.34 | 0.70  |
| 2013-10-01 | MKC    | Mccormick                              | C | -1.86 | 0.40  | SNA    | Snap-on                   | A | 2.35 | 0.40  |
| 2013-10-01 | VZ     | Verizon Communications                 | C | -1.85 | 0.90  | REGN   | Regeneron Pharmaceuticals | A | 3.00 | 0.90  |
| 2013-10-01 | EXC    | Exelon                                 | D | -2.86 | 0.80  | NEE    | Nextera Energy            | A | 2.27 | 0.80  |
| 2013-10-01 | JOY    | Joy Global                             | D | -2.86 | 0.50  | GWW    | Ww Grainger               | A | 2.45 | 0.50  |
| 2013-10-01 | XYL    | Xylem                                  | C | -1.84 | 0.50  | IR     | Ingersoll-rand            | A | 2.41 | 0.50  |
| 2013-11-01 | FE     | Firstenergy                            | D | -2.86 | 0.50  | NRG    | Nrg Energy                | A | 2.33 | 0.50  |
| 2013-11-01 | AVP    | Avon Products                          | C | -1.87 | 0.70  | STZ    | Constellation Brands      | A | 2.61 | 0.70  |



| Date       | Ticker | Name  | R | SM    | W (%) | Ticker | Name                      | R | SM   | W (%) |
|------------|--------|---|---|-------|-------|--------|---------------------------|---|------|-------|
| 2013-11-01 | CPB    | Campbell Soup                               | C | -1.85 | 1.00  | DLPH   | Delphi Automotive         | A | 2.49 | 1.00  |
| 2013-11-01 | CTL    | Centurylink                                 | D | -2.87 | 0.50  | FTR    | Frontier Communications   | A | 2.20 | 0.50  |
| 2013-11-01 | CVC    | Cablevision Systems Corp                    | C | -1.86 | 0.50  | NFLX   | Netflix                   | A | 3.00 | 0.50  |
| 2013-11-01 | IP     | International Paper                         | C | -1.85 | 1.40  | PPG    | Ppg Industries            | A | 2.42 | 1.40  |
| 2013-11-01 | MAT    | Mattel                                      | C | -1.84 | 1.10  | EA     | Electronic Arts           | A | 2.39 | 1.10  |
| 2013-11-01 | NEM    | Newmont Mining                              | D | -2.92 | 0.30  | MA     | Mastercard                | A | 2.64 | 1.00  |
| 2013-11-01 | NTRS   | Northern Trust                              | C | -1.85 | 1.00  | SRE    | Sempra Energy             | A | 2.31 | 0.90  |
| 2013-11-01 | ETR    | Entergy                                     | D | -2.84 | 0.90  | MU     | Micron Technology         | A | 2.54 | 0.90  |
| 2013-11-01 | CSCO   | Cisco Systems                               | C | -1.86 | 0.90  | ALXN   | Alexion Pharmaceuticals   | A | 3.00 | 0.80  |
| 2013-11-01 | FD     | Carnival                                    | D | -2.86 | 0.80  | CBS    | Cbs                       | A | 2.75 | 0.60  |
| 2013-11-01 | POT    | Macy's Potash Corporation Of Saskatchewan   | C | -1.85 | 0.60  | REGN   | Regeneron Pharmaceuticals | A | 2.96 | 0.40  |
| 2013-11-01 | PEP    | Pepsico                                     | D | -2.88 | 0.40  | SNA    | Snap-on                   | A | 2.36 | 0.90  |
| 2013-11-01 | DO     | Diamond Offshore Drilling                   | C | -1.84 | 0.90  | PXD    | Pioneer Natural Resources | A | 2.36 | 0.60  |
| 2013-11-01 | MKC    | Mccormick                                   | D | -2.86 | 0.60  | HSY    | The Hershey               | A | 2.43 | 0.60  |
| 2013-11-01 | VZ     | Verizon Communications                      | C | -1.85 | 0.40  | WIN    | Windstream Holdings       | A | 1.19 | 1.00  |
| 2013-11-01 | EXC    | Exelon                                      | C | -1.84 | 1.00  | NEE    | Nextera Energy            | A | 2.29 | 0.80  |
| 2013-11-01 | CVX    | Chevron                                     | D | -2.87 | 0.80  | EOG    | Eog Resources             | A | 2.36 | 2.40  |
| 2013-11-01 | UAL    | United Continental                          | C | -1.85 | 2.40  | BBY    | Best Buy                  | A | 2.63 | 1.00  |
| 2013-12-02 | FE     | Firstenergy                                 | D | -1.84 | 1.00  | NRG    | Nrg Energy                | A | 2.31 | 0.40  |
| 2013-12-02 | AVP    | Avon Products                               | C | -2.88 | 0.40  | STZ    | Constellation Brands      | A | 2.66 | 0.70  |
| 2013-12-02 | CPB    | Campbell Soup                               | C | -1.87 | 0.90  | KORS   | Michael Kors              | A | 2.57 | 0.90  |
| 2013-12-02 | CTL    | Centurylink                                 | D | -2.88 | 0.50  | FTR    | Frontier Communications   | A | 2.20 | 0.50  |
| 2013-12-02 | CVC    | Cablevision Systems Corp                    | C | -1.86 | 0.50  | NFLX   | Netflix                   | A | 3.00 | 0.50  |
| 2013-12-02 | IP     | International Paper                         | C | -1.84 | 1.40  | PPG    | Ppg Industries            | A | 2.42 | 1.40  |
| 2013-12-02 | NEM    | Newmont Mining                              | D | -2.93 | 0.30  | MA     | Mastercard                | A | 2.66 | 1.00  |
| 2013-12-02 | NTRS   | Northern Trust                              | C | -1.84 | 1.00  | SRE    | Sempra Energy             | A | 2.30 | 0.90  |
| 2013-12-02 | ETR    | Entergy                                     | D | -2.85 | 0.90  | MU     | Micron Technology         | A | 2.65 | 0.80  |
| 2013-12-02 | CSCO   | Cisco Systems                               | C | -1.87 | 0.80  | BIIB   | Biogen                    | A | 3.00 | 0.80  |
| 2013-12-02 | POT    | Carnival Potash Corporation Of Saskatchewan | D | -2.86 | 0.80  | ALXN   | Alexion Pharmaceuticals   | A | 3.00 | 0.40  |
| 2013-12-02 | DO     | Diamond Offshore Drilling                   | D | -2.87 | 0.40  | PXD    | Pioneer Natural Resources | A | 2.38 | 0.60  |
| 2013-12-02 | MKC    | Mccormick                                   | C | -2.87 | 0.60  | DLPH   | Delphi Automotive         | A | 2.49 | 0.40  |
| 2013-12-02 | EXC    | Exelon                                      | D | -1.85 | 0.40  | NEE    | Nextera Energy            | A | 2.28 | 0.70  |
| 2013-12-02 | CVX    | Chevron                                     | C | -2.87 | 0.70  | HP     | Helmerich & Payne         | A | 2.33 | 2.40  |
| 2014-01-01 | FE     | Firstenergy                                 | D | -1.84 | 2.40  | NRG    | Nrg Energy                | A | 2.33 | 0.50  |
| 2014-01-01 | AVP    | Avon Products                               | C | -2.87 | 0.50  | STZ    | Constellation Brands      | A | 2.65 | 0.70  |
| 2014-01-01 | CPB    | Campbell Soup                               | C | -1.88 | 0.70  | MHK    | Mohawk Industries         | A | 2.61 | 0.90  |
| 2014-01-01 | CTL    | Centurylink                                 | D | -1.85 | 0.90  | FTR    | Frontier Communications   | A | 2.20 | 0.50  |
| 2014-01-01 | CVC    | Cablevision Systems Corp                    | D | -2.88 | 0.50  | NFLX   | Netflix                   | A | 3.00 | 0.50  |
| 2014-01-01 | NEM    | Newmont Mining                              | C | -1.85 | 0.50  | ADS    | Alliance Data Systems     | A | 2.74 | 0.40  |
| 2014-01-01 | USG    | Usg   | D | -1.85 | 0.50  | SRE    | Sempra Energy             | A | 2.30 | 0.90  |
| 2014-01-01 | ETR    | Entergy                                     | C | -2.85 | 0.90  | MU     | Micron Technology         | A | 2.66 | 0.90  |
| 2014-01-01 | CSCO   | Cisco Systems                               | C | -1.86 | 0.90  | BIIB   | Biogen                    | A | 3.00 | 0.50  |
| 2014-01-01 | POT    | Potash Corporation Of Saskatchewan          | D | -2.87 | 0.50  | PXD    | Pioneer Natural Resources | A | 2.39 | 0.70  |
| 2014-01-01 | DO     | Diamond Offshore Drilling                   | D | -2.87 | 0.70  | KORS   | Michael Kors              | A | 2.56 | 0.40  |
| 2014-01-01 | MKC    | Mccormick                                   | C | -2.87 | 0.40  | NEE    | Nextera Energy            | A | 2.28 | 0.70  |
| 2014-01-01 | EXC    | Exelon                                      | D | -1.84 | 2.50  | HP     | Helmerich & Payne         | A | 2.36 | 2.50  |
| 2014-01-01 | CVX    | Chevron                                     | C | -2.87 | 0.50  | SRE    | Sempra Energy             | A | 2.31 | 0.50  |
| 2014-02-03 | FE     | Firstenergy                                 | D | -2.88 | 0.50  |        |                           |   |      |       |

| Date       | Ticker | Name                                   | R | SM    | W (%) | Ticker | Name                         | R | SM   | W (%) |
|------------|--------|--|---|-------|-------|--------|------------------------------|---|------|-------|
| 2014-02-03 | HES    | Hess                                   | C | -1.85 | 1.20  | HP     | Helmerich & Payne            | A | 2.37 | 1.20  |
| 2014-02-03 | SPLS   | Staples                                | C | -1.88 | 0.70  | NFLX   | Netflix                      | A | 3.00 | 0.70  |
| 2014-02-03 | AVP    | Avon Products                          | D | -2.90 | 0.60  |        |                              |   |      |       |
| 2014-02-03 | CPB    | Campbell Soup                          | C | -1.86 | 0.90  | STZ    | Constellation Brands         | A | 2.70 | 0.90  |
| 2014-02-03 | CTL    | Centurylink                            | D | -2.89 | 0.50  | FTR    | Frontier Communications      | A | 2.19 | 0.50  |
| 2014-02-03 | DUK    | Duke Energy                            | C | -1.84 | 1.30  | NEE    | Nextera Energy               | A | 2.30 | 1.30  |
| 2014-02-03 | DGX    | Quest Diagnostics                      | D | -2.87 | 0.60  | BIIB   | Biogen                       | A | 3.00 | 0.60  |
| 2014-02-03 | NEM    | Newmont Mining                         | D | -2.94 | 0.40  |        |                              |   |      |       |
| 2014-02-03 | NUE    | Nucor                                  | C | -1.86 | 0.90  | PPG    | Ppg Industries               | A | 2.41 | 0.90  |
| 2014-02-03 | F      | Ford Motor                             | C | -1.86 | 0.60  | MHK    | Mohawk Industries            | A | 2.56 | 0.60  |
| 2014-02-03 | COP    | Conocophillips                         | C | -1.86 | 0.40  | EQT    | Eqt                          | A | 2.35 | 0.40  |
| 2014-02-03 | PBR    | Petroleo Brasileiro Sa - Petrobras Adr | D | -2.90 | 0.50  | EOG    | Eog Resources                | A | 2.32 | 0.50  |
| 2014-02-03 | T      | At&t                                   | D | -2.85 | 1.50  | ALXN   | Alexion Pharmaceuticals      | A | 3.00 | 1.50  |
| 2014-02-03 | ETR    | Entergy                                | D | -2.85 | 1.00  | OKE    | Oneok                        | A | 2.26 | 1.00  |
| 2014-02-03 | TEF    | Telefonica                             | C | -1.86 | 0.30  | GILD   | Gilead Sciences              | A | 2.72 | 0.30  |
| 2014-02-03 | CSCO   | Cisco Systems                          | C | -1.86 | 0.90  | MU     | Micron Technology            | A | 2.69 | 0.90  |
| 2014-02-03 | L      | Loews                                  | C | -1.85 | 0.30  | MA     | Mastercard                   | A | 2.64 | 0.30  |
| 2014-02-03 | MWV    | MeadWestvaco                           | C | -1.85 | 0.50  | ADS    | Alliance Data Systems        | A | 2.67 | 0.50  |
| 2014-02-03 | TLM    | Talisman Energy                        | C | -1.85 | 0.20  | FB     | Facebook                     | A | 2.58 | 0.20  |
| 2014-02-03 | KSS    | Kohl's<br>Potash                       | C | -1.86 | 1.10  | CBS    | Cbs                          | A | 2.71 | 1.10  |
| 2014-02-03 | POT    | Corporation Of<br>Saskatchewan         | D | -2.87 | 0.50  | V      | Visa                         | A | 2.54 | 0.50  |
| 2014-02-03 | WSH    | Willis Group<br>Holdings               | C | -1.85 | 0.30  | GNW    | Genworth Financial           | A | 2.58 | 0.30  |
| 2014-02-03 | PEP    | Pepsico                                | C | -1.85 | 0.90  | KORS   | Michael Kors                 | A | 2.53 | 0.90  |
| 2014-02-03 | TWX    | Time Warner                            | C | -1.85 | 1.20  | DAL    | Delta Air Lines              | A | 2.57 | 1.20  |
| 2014-02-03 | DO     | Diamond Offshore<br>Drilling           | D | -2.89 | 0.60  | CHK    | Chesapeake Energy            | A | 2.26 | 0.60  |
| 2014-02-03 | ENI    | Eni                                    | C | -1.84 | 0.20  | TRIP   | Tripadvisor                  | A | 2.50 | 0.20  |
| 2014-02-03 | MKC    | Mccormick                              | C | -1.85 | 0.40  | DLPH   | Delphi Automotive            | A | 2.50 | 0.40  |
| 2014-02-03 | VZ     | Verizon<br>Communications              | C | -1.85 | 0.90  | REGN   | Regeneron<br>Pharmaceuticals | A | 2.95 | 0.90  |
| 2014-02-03 | EXC    | Exelon                                 | D | -2.86 | 0.80  | EIX    | Edison International         | A | 2.24 | 0.80  |
| 2014-02-03 | JOY    | Joy Global                             | C | -1.85 | 0.60  | IR     | Ingersoll-rand               | A | 2.46 | 0.60  |
| 2014-02-03 | CVX    | Chevron                                | C | -1.86 | 2.40  | HAL    | Halliburton                  | A | 2.25 | 2.40  |
| 2014-03-03 | FE     | Firstenergy                            | D | -2.88 | 0.50  | SRE    | Sempra Energy                | A | 2.32 | 0.50  |
| 2014-03-03 | HES    | Hess                                   | C | -1.84 | 1.20  | HP     | Helmerich & Payne            | A | 2.42 | 1.20  |
| 2014-03-03 | APA    | Apache                                 | C | -1.86 | 1.80  | EQT    | Eqt                          | A | 2.38 | 1.80  |
| 2014-03-03 | APC    | Anadarko<br>Petroleum                  | D | -2.86 | 1.00  | EOG    | Eog Resources                | A | 2.38 | 1.00  |
| 2014-03-03 | SPLS   | Staples                                | C | -1.87 | 0.70  | NFLX   | Netflix                      | A | 3.00 | 0.70  |
| 2014-03-03 | AVP    | Avon Products                          | D | -2.90 | 0.60  | STZ    | Constellation Brands         | A | 2.75 | 0.60  |
| 2014-03-03 | CB     | Chubb Corp                             | C | -1.85 | 0.50  | MA     | Mastercard                   | A | 2.67 | 0.50  |
| 2014-03-03 | CLX    | Clorox                                 | C | -1.85 | 1.10  | KORS   | Michael Kors                 | A | 2.68 | 1.10  |
| 2014-03-03 | CPB    | Campbell Soup                          | C | -1.85 | 1.00  | MHK    | Mohawk Industries            | A | 2.57 | 1.00  |
| 2014-03-03 | CTL    | Centurylink                            | D | -2.88 | 0.50  | FTR    | Frontier Communications      | A | 2.21 | 0.50  |
| 2014-03-03 | DUK    | Duke Energy                            | C | -1.84 | 1.20  | NEE    | Nextera Energy               | A | 2.30 | 1.20  |
| 2014-03-03 | DGX    | Quest Diagnostics                      | D | -2.86 | 0.50  | BIIB   | Biogen                       | A | 3.00 | 0.50  |
| 2014-03-03 | MUR    | Murphy Oil                             | C | -1.85 | 1.00  | HAL    | Halliburton                  | A | 2.29 | 1.00  |
| 2014-03-03 | NEM    | Newmont Mining                         | D | -2.93 | 0.40  |        |                              |   |      |       |
| 2014-03-03 | NUE    | Nucor                                  | C | -1.85 | 0.90  | PPG    | Ppg Industries               | A | 2.45 | 0.90  |
| 2014-03-03 | F      | Ford Motor                             | C | -1.86 | 0.60  | DLPH   | Delphi Automotive            | A | 2.56 | 0.60  |
| 2014-03-03 | COP    | Conocophillips                         | C | -1.85 | 0.40  | BHI    | Baker Hughes                 | A | 2.26 | 0.40  |
| 2014-03-03 | PBR    | Petroleo Brasileiro Sa - Petrobras Adr | D | -2.90 | 0.50  | NBR    | Nabors Industries            | A | 2.26 | 0.50  |
| 2014-03-03 | T      | At&t                                   | D | -2.85 | 1.40  | ALXN   | Alexion Pharmaceuticals      | A | 3.00 | 1.40  |
| 2014-03-03 | ETR    | Entergy                                | D | -2.85 | 0.90  | OKE    | Oneok                        | A | 2.27 | 0.90  |
| 2014-03-03 | TEF    | Telefonica                             | C | -1.86 | 0.30  | GILD   | Gilead Sciences              | A | 2.75 | 0.30  |
| 2014-03-03 | CSCO   | Cisco Systems                          | C | -1.86 | 0.90  | MU     | Micron Technology            | A | 2.75 | 0.90  |
| 2014-03-03 | L      | Loews                                  | C | -1.85 | 0.30  | GNW    | Genworth Financial           | A | 2.62 | 0.30  |
| 2014-03-03 | TLM    | Talisman Energy                        | C | -1.86 | 0.20  | DAL    | Delta Air Lines              | A | 2.64 | 0.20  |
| 2014-03-03 | KSS    | Kohl's                                 | C | -1.84 | 1.20  | CBS    | Cbs                          | A | 2.83 | 1.20  |

| Date       | Ticker | Name                                   | R | SM    | W (%) | Ticker | Name                      | R | SM   | W (%) |
|------------|--------|--|---|-------|-------|--------|---------------------------|---|------|-------|
| 2014-03-03 | WSH    | Willis Group Holdings                  | C | -1.85 | 0.30  | V      | Visa                      | A | 2.56 | 0.30  |
| 2014-03-03 | PEP    | Pepsico                                | C | -1.85 | 0.90  | TSN    | Tyson Foods               | A | 2.43 | 0.90  |
| 2014-03-03 | TWX    | Time Warner                            | C | -1.84 | 1.30  | TRIP   | Tripadvisor               | A | 2.68 | 1.30  |
| 2014-03-03 | DO     | Diamond Offshore Drilling              | D | -2.89 | 0.60  | VLO    | Valero Energy             | A | 2.24 | 0.60  |
| 2014-03-03 | ENI    | Eni                                    | D | -2.84 | 0.20  | FB     | Facebook                  | A | 2.63 | 0.20  |
| 2014-03-03 | MKC    | Mccormick                              | D | -2.84 | 0.40  | HAR    | Harman Ind Inc            | A | 2.42 | 0.40  |
| 2014-03-03 | VZ     | Verizon Communications                 | D | -2.84 | 0.90  | REGN   | Regeneron Pharmaceuticals | A | 3.00 | 0.90  |
| 2014-03-03 | JOY    | Joy Global                             | C | -1.84 | 0.60  | ADS    | Alliance Data Systems     | A | 2.79 | 0.60  |
| 2014-03-03 | CVX    | Chevron                                | C | -1.85 | 2.30  | MRO    | Marathon Oil              | A | 2.24 | 2.30  |
| 2014-03-03 | GM     | General Motors                         | C | -1.85 | 0.60  | SNA    | Snap-on                   | A | 2.39 | 0.60  |
| 2014-04-01 | APA    | Apache                                 | C | -1.85 | 1.80  | HP     | Helmerich & Payne         | A | 2.46 | 1.80  |
| 2014-04-01 | APC    | Anadarko Petroleum                     | D | -2.85 | 1.00  | EOG    | Eog Resources             | A | 2.39 | 1.00  |
| 2014-04-01 | SPLS   | Staples                                | D | -2.89 | 0.60  | CBS    | Cbs                       | A | 2.79 | 0.60  |
| 2014-04-01 | AVP    | Avon Products                          | D | -2.90 | 0.60  | STZ    | Constellation Brands      | A | 2.79 | 0.60  |
| 2014-04-01 | PSON   | Pearson                                | D | -2.87 | 0.20  | BIIB   | Biogen                    | A | 3.00 | 0.20  |
| 2014-04-01 | CB     | Chubb Corp                             | D | -2.85 | 0.50  | GNW    | Genworth Financial        | A | 2.72 | 0.50  |
| 2014-04-01 | CLX    | Clorox                                 | C | -1.85 | 1.00  | KORS   | Michael Kors              | A | 2.66 | 1.00  |
| 2014-04-01 | EMR    | Emerson Electric                       | C | -1.84 | 1.30  | ADS    | Alliance Data Systems     | A | 2.77 | 1.30  |
| 2014-04-01 | IP     | International Paper                    | C | -1.85 | 1.40  | PPG    | Ppg Industries            | A | 2.45 | 1.40  |
| 2014-04-01 | MAT    | Mattel                                 | D | -2.86 | 1.10  | DLPH   | Delphi Automotive         | A | 2.59 | 1.10  |
| 2014-04-01 | MUR    | Murphy Oil                             | C | -1.84 | 1.10  | EQT    | Eq                        | A | 2.37 | 1.10  |
| 2014-04-01 | NEM    | Newmont Mining                         | D | -2.93 | 0.40  |        |                           |   |      |       |
| 2014-04-01 | NUE    | Nucor                                  | C | -1.85 | 0.90  | LYB    | Lyondellbasell Industries | A | 2.40 | 0.90  |
| 2014-04-01 | F      | Ford Motor                             | C | -1.85 | 0.60  | MHK    | Mohawk Industries         | A | 2.56 | 0.60  |
| 2014-04-01 | COP    | Conocophillips                         | C | -1.84 | 0.40  | HAL    | Halliburton               | A | 2.31 | 0.40  |
| 2014-04-01 | PG     | Procter & Gamble                       | C | -1.84 | 0.20  | TSN    | Tyson Foods               | A | 2.48 | 0.20  |
| 2014-04-01 | PBR    | Petroleo Brasileiro Sa - Petrobras Adr | D | -2.88 | 0.60  | NBR    | Nabors Industries         | A | 2.28 | 0.60  |
| 2014-04-01 | WY     | Weyerhaeuser                           | C | -1.85 | 0.10  | MA     | Mastercard                | A | 2.65 | 0.10  |
| 2014-04-01 | TPR    | Tapestry                               | D | -2.85 | 0.30  | HAR    | Harman Ind Inc            | A | 2.44 | 0.30  |
| 2014-04-01 | TEF    | Telefonica                             | C | -1.85 | 0.30  | ALXN   | Alexion Pharmaceuticals   | A | 3.00 | 0.30  |
| 2014-04-01 | CSCO   | Cisco Systems                          | C | -1.85 | 0.90  | MU     | Micron Technology         | A | 2.74 | 0.90  |
| 2014-04-01 |        | Carnival                               | C | -1.85 | 0.90  | REGN   | Regeneron Pharmaceuticals | A | 3.00 | 0.90  |
| 2014-04-01 | L      | Loews                                  | D | -2.85 | 0.30  | V      | Visa                      | A | 2.55 | 0.30  |
| 2014-04-01 | TLM    | Talisman Energy                        | C | -1.86 | 0.20  | GILD   | Gilead Sciences           | A | 2.68 | 0.20  |
| 2014-04-01 | PEP    | Pepsico                                | C | -1.84 | 0.90  | SNA    | Snap-on                   | A | 2.40 | 0.90  |
| 2014-04-01 | TWX    | Time Warner                            | C | -1.84 | 1.20  | DAL    | Delta Air Lines           | A | 2.70 | 1.20  |
| 2014-04-01 | DO     | Diamond Offshore Drilling              | D | -2.89 | 0.60  | VLO    | Valero Energy             | A | 2.28 | 0.60  |
| 2014-04-01 | VZ     | Verizon Communications                 | D | -2.84 | 1.10  | FTR    | Frontier Communications   | A | 2.25 | 1.10  |
| 2014-04-01 | CVX    | Chevron                                | D | -2.84 | 2.30  | BHI    | Baker Hughes              | A | 2.27 | 2.30  |
| 2014-04-01 | GM     | General Motors                         | C | -1.86 | 0.60  | GT     | Goodyear Tire & Rubber    | A | 2.38 | 0.60  |
| 2014-04-01 | DLR    | Digital Realty Trust                   | D | -2.88 | 0.40  | AMP    | Ameriprise Financial      | A | 2.50 | 0.40  |
| 2014-05-01 | WU     | The Western Union                      | D | -2.86 | 0.40  | GNW    | Genworth Financial        | A | 2.73 | 0.40  |
| 2014-05-01 | SPLS   | Staples                                | D | -2.88 | 0.60  | DAL    | Delta Air Lines           | A | 2.72 | 0.60  |
| 2014-05-01 | AVP    | Avon Products                          | D | -2.91 | 0.50  |        |                           |   |      |       |
| 2014-05-01 | BA     | Boeing                                 | C | -1.85 | 1.20  | IR     | Ingersoll-rand            | A | 2.49 | 1.20  |
| 2014-05-01 | CA     | Ca                                     | C | -1.85 | 0.30  | HPQ    | Hewlett-Packard           | A | 2.46 | 0.30  |
| 2014-05-01 | PSON   | Pearson                                | D | -2.87 | 0.30  | BIIB   | Biogen                    | A | 3.00 | 0.30  |
| 2014-05-01 | CCL    | Carnival                               | C | -1.85 | 0.90  | CBS    | Cbs                       | A | 2.72 | 0.90  |
| 2014-05-01 | CLX    | Clorox                                 | C | -1.84 | 1.10  | STZ    | Constellation Brands      | A | 2.75 | 1.10  |
| 2014-05-01 | EMR    | Emerson Electric                       | C | -1.84 | 1.30  | R      | Ryder System              | A | 2.41 | 1.30  |
| 2014-05-01 | IP     | International Paper                    | C | -1.84 | 1.40  | PPG    | Ppg Industries            | A | 2.44 | 1.40  |
| 2014-05-01 | MAT    | Mattel                                 | D | -2.86 | 1.10  | KORS   | Michael Kors              | A | 2.64 | 1.10  |
| 2014-05-01 | MUR    | Murphy Oil                             | C | -1.84 | 1.10  | HP     | Helmerich & Payne         | A | 2.45 | 1.10  |

| Date       | Ticker | Name                                  | R | SM    | W (%) | Ticker | Name                        | R | SM   | W (%) |
|------------|--------|---------------------------------------|---|-------|-------|--------|-----------------------------|---|------|-------|
| 2014-05-01 | NUE    | Nucor                                 | C | -1.84 | 1.00  | LYB    | Lyondellbasell Industries   | A | 2.42 | 1.00  |
| 2014-05-01 | F      | Ford Motor                            | C | -1.85 | 0.60  | DLPH   | Delphi Automotive           | A | 2.57 | 0.60  |
| 2014-05-01 | TPR    | Tapestry                              | D | -2.87 | 0.30  | TSN    | Tyson Foods                 | A | 2.47 | 0.30  |
| 2014-05-01 | TEF    | Telefonica                            | C | -1.85 | 0.30  | ALXN   | Alexion Pharmaceuticals     | A | 3.00 | 0.30  |
| 2014-05-01 | L      | Loews                                 | D | -2.85 | 0.30  | AMP    | Ameriprise Financial        | A | 2.50 | 0.30  |
| 2014-05-01 | TLM    | Talisman Energy                       | D | -2.86 | 0.20  | REGN   | Regeneron Pharmaceuticals   | A | 3.00 | 0.20  |
| 2014-05-01 | WSH    | Willis Group Holdings                 | C | -1.84 | 0.30  | DFS    | Discover Financial Services | A | 2.40 | 0.30  |
| 2014-05-01 | TWX    | Time Warner                           | C | -1.84 | 1.20  | TRIP   | Tripadvisor                 | A | 2.57 | 1.20  |
| 2014-05-01 | DO     | Diamond Offshore Drilling             | D | -2.88 | 0.70  | EQT    | Eqst                        | A | 2.41 | 0.70  |
| 2014-05-01 | VZ     | Verizon Communications                | D | -2.84 | 1.10  | FTR    | Frontier Communications     | A | 2.26 | 1.10  |
| 2014-05-01 | OZM    | Och-ziff Capital Management Group Llc | C | -1.87 | 0.10  | EFX    | Equifax                     | A | 2.40 | 0.10  |
| 2014-05-01 | GM     | General Motors                        | C | -1.86 | 0.60  | HAR    | Harman Ind Inc              | A | 2.43 | 0.60  |
| 2014-05-01 | MSGN   | Msg Networks                          | D | -2.84 | 0.40  | LUV    | Southwest Airlines          | A | 2.47 | 0.40  |
| 2014-05-01 | DLR    | Digital Realty Trust                  | D | -2.88 | 0.40  | TMK    | Torchmark                   | A | 2.39 | 0.40  |
| 2014-06-02 | WU     | The Western Union                     | D | -2.84 | 0.40  | GNW    | Genworth Financial          | A | 2.70 | 0.40  |
| 2014-06-02 | SPLS   | Staples                               | D | -2.89 | 0.50  | DAL    | Delta Air Lines             | A | 2.79 | 0.50  |
| 2014-06-02 | AVP    | Avon Products                         | D | -2.90 | 0.50  |        |                             |   |      |       |
| 2014-06-02 | BAC    | Bank Of America                       | C | -1.86 | 1.60  | AMP    | Ameriprise Financial        | A | 2.51 | 1.60  |
| 2014-06-02 | CA     | Ca                                    | C | -1.86 | 0.30  | HPQ    | Hewlett-Packard             | A | 2.48 | 0.30  |
| 2014-06-02 | CCL    | Carnival                              | C | -1.84 | 0.90  | LUV    | Southwest Airlines          | A | 2.51 | 0.90  |
| 2014-06-02 | IP     | International Paper                   | C | -1.84 | 1.40  | PPG    | Ppg Industries              | A | 2.46 | 1.40  |
| 2014-06-02 | MAS    | Masco                                 | C | -1.85 | 0.60  | IR     | Ingersoll-rand              | A | 2.48 | 0.60  |
| 2014-06-02 | MAT    | Mattel                                | D | -2.87 | 1.10  | STZ    | Constellation Brands        | A | 2.78 | 1.10  |
| 2014-06-02 | F      | Ford Motor                            | C | -1.85 | 0.60  | KORS   | Michael Kors                | A | 2.65 | 0.60  |
| 2014-06-02 | PFE    | Pfizer                                | C | -1.85 | 1.30  | BIIB   | Biogen                      | A | 3.00 | 1.30  |
| 2014-06-02 | TPR    | Tapestry                              | D | -2.88 | 0.30  | DLPH   | Delphi Automotive           | A | 2.58 | 0.30  |
| 2014-06-02 | AES    | Aes                                   | C | -1.85 | 0.40  | SRE    | Sempra Energy               | A | 2.34 | 0.40  |
| 2014-06-02 | L      | Loews                                 | D | -2.85 | 0.30  | DFS    | Discover Financial Services | A | 2.43 | 0.30  |
| 2014-06-02 | TLM    | Talisman Energy                       | D | -2.85 | 0.20  | GILD   | Gilead Sciences             | A | 2.75 | 0.20  |
| 2014-06-02 | GSK    | Glaxosmithkline                       | D | -2.84 | 0.60  | FRX    | Forest Laboratories         | A | 2.56 | 0.60  |
| 2014-06-02 | WSH    | Willis Group Holdings                 | C | -1.84 | 0.30  | MCO    | Moody's                     | A | 2.42 | 0.30  |
| 2014-06-02 | BMJ    | Bristol-myers Squibb                  | C | -1.86 | 1.00  | ALXN   | Alexion Pharmaceuticals     | A | 3.00 | 1.00  |
| 2014-06-02 | OZM    | Och-ziff Capital Management Group Llc | C | -1.86 | 0.10  | TMK    | Torchmark                   | A | 2.40 | 0.10  |
| 2014-06-02 | GM     | General Motors                        | D | -2.86 | 0.60  | TSN    | Tyson Foods                 | A | 2.48 | 0.60  |
| 2014-06-02 | MSGN   | Msg Networks                          | D | -2.84 | 0.40  | PCLN   | The Priceline               | A | 2.48 | 0.40  |
| 2014-07-01 | SPLS   | Staples                               | D | -2.89 | 0.50  | DAL    | Delta Air Lines             | A | 2.79 | 0.50  |
| 2014-07-01 | AVP    | Avon Products                         | D | -2.90 | 0.50  | STZ    | Constellation Brands        | A | 2.82 | 0.50  |
| 2014-07-01 | BAC    | Bank Of America                       | C | -1.85 | 1.60  | GNW    | Genworth Financial          | A | 2.71 | 1.60  |
| 2014-07-01 | CA     | Ca                                    | D | -2.86 | 0.30  | HPQ    | Hewlett-Packard             | A | 2.49 | 0.30  |
| 2014-07-01 | IBM    | IBM                                   | C | -1.84 | 0.50  | CSC    | Computer Sciences           | A | 2.47 | 0.50  |
| 2014-07-01 | MAS    | Masco                                 | C | -1.84 | 0.60  | IR     | Ingersoll-rand              | A | 2.51 | 0.60  |
| 2014-07-01 | MAT    | Mattel                                | D | -2.86 | 1.10  | KORS   | Michael Kors                | A | 2.62 | 1.10  |
| 2014-07-01 | PFE    | Pfizer                                | C | -1.85 | 1.30  | BIIB   | Biogen                      | A | 3.00 | 1.30  |
| 2014-07-01 | TPR    | Tapestry                              | D | -2.90 | 0.20  | DLPH   | Delphi Automotive           | A | 2.59 | 0.20  |
| 2014-07-01 |        | Carnival                              | C | -1.86 | 0.90  | GILD   | Gilead Sciences             | A | 2.78 | 0.90  |
| 2014-07-01 | L      | Loews                                 | D | -2.85 | 0.30  | AMP    | Ameriprise Financial        | A | 2.54 | 0.30  |
| 2014-07-01 | KSS    | Kohl's                                | C | -1.85 | 1.00  | LUV    | Southwest Airlines          | A | 2.53 | 1.00  |
| 2014-07-01 | GSK    | Glaxosmithkline                       | D | -2.84 | 0.60  | HP     | Helmerich & Payne           | A | 2.50 | 0.60  |
| 2014-07-01 | WSH    | Willis Group Holdings                 | C | -1.83 | 0.30  | DFS    | Discover Financial Services | A | 2.45 | 0.30  |
| 2014-07-01 | BMJ    | Bristol-myers Squibb                  | C | -1.86 | 1.00  | ALXN   | Alexion Pharmaceuticals     | A | 3.00 | 1.00  |

| Date       | Ticker | Name                                  | R | SM    | W (%) | Ticker | Name                        | R | SM   | W (%) |
|------------|--------|---------------------------------------|---|-------|-------|--------|-----------------------------|---|------|-------|
| 2014-07-01 | OZM    | Och-ziff Capital Management Group Llc | C | -1.86 | 0.10  | MCO    | Moody's                     | A | 2.44 | 0.10  |
| 2014-08-01 | SPLS   | Staples                               | D | -2.89 | 0.60  | DAL    | Delta Air Lines             | A | 2.73 | 0.60  |
| 2014-08-01 | AVP    | Avon Products                         | D | -2.91 | 0.50  |        |                             |   |      |       |
| 2014-08-01 | BAC    | Bank Of America                       | C | -1.86 | 1.60  | AMP    | Ameriprise Financial        | A | 2.53 | 1.60  |
| 2014-08-01 | CA     | Ca                                    | D | -2.86 | 0.30  | HPQ    | Hewlett-Packard             | A | 2.50 | 0.30  |
| 2014-08-01 | DE     | Deere                                 | C | -1.85 | 0.60  | IR     | Ingersoll-rand              | A | 2.48 | 0.60  |
| 2014-08-01 | EMR    | Emerson Electric                      | C | -1.85 | 1.20  | R      | Ryder System                | A | 2.43 | 1.20  |
| 2014-08-01 | IBM    | IBM                                   | C | -1.84 | 0.50  | WDC    | Western Digital             | A | 2.50 | 0.50  |
| 2014-08-01 | MAS    | Masco                                 | C | -1.85 | 0.60  | LMT    | Lockheed Martin             | A | 2.41 | 0.60  |
| 2014-08-01 | MAT    | Mattel                                | D | -2.88 | 1.00  | STZ    | Constellation Brands        | A | 2.77 | 1.00  |
| 2014-08-01 | NUE    | Nucor                                 | C | -1.84 | 0.90  | LYB    | Lyondellbasell Industries   | A | 2.48 | 0.90  |
| 2014-08-01 | PFE    | Pfizer                                | C | -1.85 | 1.30  | BIIB   | Biogen                      | A | 3.00 | 1.30  |
| 2014-08-01 | TPR    | Tapestry                              | D | -2.90 | 0.20  |        |                             |   |      |       |
| 2014-08-01 |        | Carnival                              | C | -1.86 | 0.90  | GILD   | Gilead Sciences             | A | 2.84 | 0.90  |
| 2014-08-01 | L      | Loews                                 | D | -2.86 | 0.30  | DFS    | Discover Financial Services | A | 2.43 | 0.30  |
| 2014-08-01 | VOD    | Vodafone                              | D | -2.87 | 0.20  | DLPH   | Delphi Automotive           | A | 2.57 | 0.20  |
| 2014-08-01 | KSS    | Kohl's                                | C | -1.85 | 1.10  | LUV    | Southwest Airlines          | A | 2.54 | 1.10  |
| 2014-08-01 | GSK    | Glaxosmithkline                       | D | -2.86 | 0.50  | KORS   | Michael Kors                | A | 2.57 | 0.50  |
| 2014-08-01 | WSH    | Willis Group Holdings                 | D | -2.85 | 0.30  | EFX    | Equifax                     | A | 2.43 | 0.30  |
| 2014-08-01 | BMY    | Bristol-myers Squibb                  | C | -1.85 | 1.10  | ALXN   | Alexion Pharmaceuticals     | A | 3.00 | 1.10  |
| 2014-08-01 | NYT    | New York Times                        | C | -1.88 | 0.30  | CMG    | Chipotle Mexican Grill      | A | 2.48 | 0.30  |
| 2014-08-01 | DO     | Diamond Offshore Drilling             | D | -2.85 | 0.70  | HP     | Helmerich & Payne           | A | 2.45 | 0.70  |
| 2014-09-01 | ADI    | Analog Devices                        | C | -1.85 | 0.70  | HPQ    | Hewlett-Packard             | A | 2.54 | 0.70  |
| 2014-09-01 | SPLS   | Staples                               | D | -2.89 | 0.60  | LUV    | Southwest Airlines          | A | 2.61 | 0.60  |
| 2014-09-01 | AVP    | Avon Products                         | D | -2.90 | 0.50  |        |                             |   |      |       |
| 2014-09-01 | CA     | Ca                                    | D | -2.86 | 0.20  | WDC    | Western Digital             | A | 2.51 | 0.20  |
| 2014-09-01 | CB     | Chubb Corp                            | C | -1.84 | 0.50  | AMP    | Ameriprise Financial        | A | 2.56 | 0.50  |
| 2014-09-01 | DE     | Deere                                 | C | -1.85 | 0.60  | IR     | Ingersoll-rand              | A | 2.49 | 0.60  |
| 2014-09-01 | DUK    | Duke Energy                           | C | -1.84 | 1.20  | SRE    | Sempra Energy               | A | 2.36 | 1.20  |
| 2014-09-01 | EMR    | Emerson Electric                      | C | -1.84 | 1.20  | R      | Ryder System                | A | 2.45 | 1.20  |
| 2014-09-01 | GE     | General Electric                      | C | -1.85 | 2.90  | LMT    | Lockheed Martin             | A | 2.43 | 2.90  |
| 2014-09-01 | HRS    | Harris                                | C | -1.85 | 1.00  | CSC    | Computer Sciences           | A | 2.44 | 1.00  |
| 2014-09-01 | MAT    | Mattel                                | D | -2.88 | 1.00  | STZ    | Constellation Brands        | A | 2.81 | 1.00  |
| 2014-09-01 | PFE    | Pfizer                                | C | -1.85 | 1.30  | BIIB   | Biogen                      | A | 3.00 | 1.30  |
| 2014-09-01 | T      | At&t                                  | C | -1.84 | 1.50  | FTR    | Frontier Communications     | A | 2.30 | 1.50  |
| 2014-09-01 | TPR    | Tapestry                              | D | -2.89 | 0.30  | DLPH   | Delphi Automotive           | A | 2.59 | 0.30  |
| 2014-09-01 |        | Carnival                              | D | -2.86 | 0.90  | GILD   | Gilead Sciences             | A | 2.99 | 0.90  |
| 2014-09-01 | VOD    | Vodafone                              | D | -2.86 | 0.20  | PPG    | Ppg Industries              | A | 2.47 | 0.20  |
| 2014-09-01 | TLM    | Talisman Energy                       | D | -2.85 | 0.20  | PCLN   | The Priceline               | A | 2.47 | 0.20  |
| 2014-09-01 | CNX    | Consol Energy                         | C | -1.86 | 0.80  | LYB    | Lyondellbasell Industries   | A | 2.52 | 0.80  |
| 2014-09-01 | GSK    | Glaxosmithkline                       | D | -2.85 | 0.50  | HAR    | Harman Ind Inc              | A | 2.46 | 0.50  |
| 2014-09-01 | WSH    | Willis Group Holdings                 | D | -2.84 | 0.30  | MCO    | Moody's                     | A | 2.46 | 0.30  |
| 2014-09-01 | BMY    | Bristol-myers Squibb                  | C | -1.85 | 1.10  | ALXN   | Alexion Pharmaceuticals     | A | 3.00 | 1.10  |
| 2014-09-01 | NYT    | New York Times                        | C | -1.88 | 0.30  | CMG    | Chipotle Mexican Grill      | A | 2.48 | 0.30  |
| 2014-09-01 | DO     | Diamond Offshore Drilling             | D | -2.86 | 0.60  | HP     | Helmerich & Payne           | A | 2.45 | 0.60  |
| 2014-09-01 | MKC    | Mccormick                             | C | -1.84 | 0.40  | KORS   | Michael Kors                | A | 2.55 | 0.40  |
| 2014-10-01 | ADI    | Analog Devices                        | C | -1.86 | 0.80  | HPQ    | Hewlett-Packard             | A | 2.49 | 0.80  |
| 2014-10-01 | MET    | Metlife                               | C | -1.85 | 0.60  | AMP    | Ameriprise Financial        | A | 2.53 | 0.60  |
| 2014-10-01 | AVP    | Avon Products                         | D | -2.92 | 0.50  |        |                             |   |      |       |
| 2014-10-01 | BA     | Boeing                                | D | -2.85 | 1.20  | URI    | United Rentals              | A | 2.64 | 1.20  |
| 2014-10-01 | CA     | Ca                                    | D | -2.87 | 0.30  | WDC    | Western Digital             | A | 2.47 | 0.30  |
| 2014-10-01 | CB     | Chubb Corp                            | C | -1.84 | 0.50  | DFS    | Discover Financial Services | A | 2.46 | 0.50  |
| 2014-10-01 | CPB    | Campbell Soup                         | C | -1.85 | 0.90  | STZ    | Constellation Brands        | A | 2.79 | 0.90  |
| 2014-10-01 | DE     | Deere                                 | C | -1.86 | 0.80  | R      | Ryder System                | A | 2.44 | 0.80  |

| Date       | Ticker | Name                        | R | SM    | W (%) | Ticker | Name                      | R | SM   | W (%) |
|------------|--------|-----------------------------|---|-------|-------|--------|---------------------------|---|------|-------|
| 2014-10-01 | EMR    | Emerson Electric            | D | -2.85 | 1.20  | LMT    | Lockheed Martin           | A | 2.44 | 1.20  |
| 2014-10-01 | ETN    | Eaton                       | D | -2.87 | 0.50  | CTAS   | Cintas                    | A | 2.43 | 0.50  |
| 2014-10-01 | GE     | General Electric            | C | -1.85 | 3.00  | FISV   | Fiserv                    | A | 2.40 | 3.00  |
| 2014-10-01 | GLW    | Corning                     | C | -1.86 | 0.90  | CSC    | Computer Sciences         | A | 2.44 | 0.90  |
| 2014-10-01 | HRS    | Harris                      | C | -1.86 | 1.00  | AVGO   | Avago Technologies        | A | 2.42 | 1.00  |
| 2014-10-01 | ITW    | Illinois Tool Works         | C | -1.85 | 1.60  | UNP    | Union Pacific             | A | 2.39 | 1.60  |
| 2014-10-01 | JCI    | Johnson Controls            | C | -1.86 | 0.70  | DLPH   | Delphi Automotive         | A | 2.52 | 0.70  |
| 2014-10-01 | MAT    | Mattel                      | D | -2.89 | 1.00  | KORS   | Michael Kors              | A | 2.50 | 1.00  |
| 2014-10-01 | PFE    | Pfizer                      | D | -2.85 | 1.40  | BIIB   | Biogen                    | A | 3.00 | 1.40  |
| 2014-10-01 | SLB    | Schlumberger                | C | -1.86 | 0.90  | HP     | Helmerich & Payne         | A | 2.40 | 0.90  |
| 2014-10-01 | STI    | Suntrust Banks              | C | -1.85 | 1.10  | MCO    | Moody's                   | A | 2.45 | 1.10  |
| 2014-10-01 | TPR    | Tapestry                    | D | -2.90 | 0.30  | SNA    | Snap-on                   | A | 2.41 | 0.30  |
| 2014-10-01 | AES    | Aes                         | C | -1.85 | 0.40  | SRE    | Sempra Energy             | A | 2.35 | 0.40  |
| 2014-10-01 | L      | Loews                       | D | -2.84 | 0.40  | ALL    | Allstate                  | A | 2.45 | 0.40  |
| 2014-10-01 | TLM    | Talisman Energy             | D | -2.87 | 0.50  | ALXN   | Alexion Pharmaceuticals   | A | 3.00 | 0.50  |
| 2014-10-01 | CNX    | Consol Energy               | C | -1.87 | 0.80  | LYB    | Lyondellbasell Industries | A | 2.48 | 0.80  |
| 2014-10-01 | GSK    | Glaxosmithkline Potash      | D | -2.86 | 0.50  | GILD   | Gilead Sciences           | A | 2.97 | 0.50  |
| 2014-10-01 | POT    | Corporation Of Saskatchewan | C | -1.85 | 0.50  | CMG    | Chipotle Mexican Grill    | A | 2.47 | 0.50  |
| 2014-10-01 | WSH    | Willis Group Holdings       | D | -2.84 | 0.30  | EFX    | Equifax                   | A | 2.41 | 0.30  |
| 2014-10-01 | NYT    | New York Times              | D | -2.88 | 0.30  | LUV    | Southwest Airlines        | A | 2.62 | 0.30  |
| 2014-10-01 | USB    | Us Bancorp                  | C | -1.84 | 1.90  | PFJ    | Principal Financial       | A | 2.40 | 1.90  |
| 2014-10-01 | DO     | Diamond Offshore Drilling   | D | -2.89 | 0.50  | HAL    | Halliburton               | A | 2.32 | 0.50  |
| 2014-10-01 | MKC    | Mccormick                   | C | -1.85 | 0.40  | GMCR   | Keurig Green Mountain     | A | 2.37 | 0.40  |
| 2014-10-01 | XOM    | Exxon Mobil                 | C | -1.85 | 2.00  | XEC    | Cimarex Energy            | A | 2.32 | 2.00  |
| 2014-10-01 | HON    | Honeywell                   | C | -1.84 | 1.20  | NOC    | Northrop Grumman          | A | 2.33 | 1.20  |
| 2014-10-01 | JOY    | Joy Global                  | C | -1.86 | 0.70  | NSC    | Norfolk Southern          | A | 2.32 | 0.70  |
| 2014-10-01 | GM     | General Motors              | D | -2.86 | 0.60  | GT     | Goodyear Tire & Rubber    | A | 2.31 | 0.60  |
| 2014-10-01 | RDSA   | Royal Dutch Shell Adr       | C | -1.85 | 1.70  | WMB    | Williams Companies        | A | 2.28 | 1.70  |
| 2014-10-01 | XYL    | Xylem                       | C | -1.85 | 0.70  | APH    | Amphenol                  | A | 2.32 | 0.70  |
| 2014-11-03 | ADI    | Analog Devices              | D | -2.85 | 0.80  | HPQ    | Hewlett-Packard           | A | 2.51 | 0.80  |
| 2014-11-03 | MET    | Metlife                     | C | -1.84 | 0.70  | AMP    | Ameriprise Financial      | A | 2.56 | 0.70  |
| 2014-11-03 | AMAT   | Applied Materials           | C | -1.84 | 1.00  | WDC    | Western Digital           | A | 2.50 | 1.00  |
| 2014-11-03 | APA    | Apache                      | C | -1.88 | 1.70  | HP     | Helmerich & Payne         | A | 2.36 | 1.70  |
| 2014-11-03 | AVP    | Avon Products               | D | -2.93 | 0.40  | URI    | United Rentals            | A | 2.68 | 1.20  |
| 2014-11-03 | BA     | Boeing                      | D | -2.85 | 1.20  | CSC    | Computer Sciences         | A | 2.45 | 0.30  |
| 2014-11-03 | CA     | Ca                          | D | -2.86 | 0.30  | DLPH   | Delphi Automotive         | A | 2.59 | 0.90  |
| 2014-11-03 | CPB    | Campbell Soup               | C | -1.84 | 0.90  | LUV    | Southwest Airlines        | A | 2.68 | 0.50  |
| 2014-11-03 | CVC    | Cablevision Systems Corp    | C | -1.84 | 0.50  | LMT    | Lockheed Martin           | A | 2.47 | 0.80  |
| 2014-11-03 | DE     | Deere                       | D | -2.85 | 0.80  | CTAS   | Cintas                    | A | 2.45 | 1.20  |
| 2014-11-03 | EMR    | Emerson Electric            | D | -2.84 | 1.20  | R      | Ryder System              | A | 2.44 | 0.60  |
| 2014-11-03 | ETN    | Eaton                       | D | -2.86 | 0.60  | FISV   | Fiserv                    | A | 2.43 | 3.00  |
| 2014-11-03 | GE     | General Electric            | D | -2.85 | 3.00  | STX    | Seagate Technology        | A | 2.43 | 0.90  |
| 2014-11-03 | GLW    | Corning                     | C | -1.85 | 0.90  | AVGO   | Avago Technologies        | A | 2.42 | 1.10  |
| 2014-11-03 | HRS    | Harris                      | C | -1.85 | 1.10  | LRCX   | Lam Research              | A | 2.42 | 0.50  |
| 2014-11-03 | IBM    | IBM                         | C | -1.86 | 0.50  | LYB    | Lyondellbasell Industries | A | 2.40 | 1.40  |
| 2014-11-03 | IP     | International Paper         | C | -1.83 | 1.40  | SNA    | Snap-on                   | A | 2.46 | 1.00  |
| 2014-11-03 | MAT    | Mattel                      | D | -2.89 | 1.00  | WMB    | Williams Companies        | A | 2.28 | 1.00  |
| 2014-11-03 | MUR    | Murphy Oil                  | D | -2.87 | 1.00  | GMCR   | Keurig Green Mountain     | A | 2.44 | 0.50  |
| 2014-11-03 | F      | Ford Motor                  | D | -2.87 | 0.50  | TSO    | Tesoro                    | A | 2.26 | 0.40  |
| 2014-11-03 | COP    | Conocophillips              | C | -1.86 | 0.40  | MCO    | Moody's                   | A | 2.48 | 1.60  |
| 2014-11-03 | PNC    | Pnc Financial Services      | C | -1.84 | 1.60  | FTR    | Frontier Communications   | A | 2.28 | 1.60  |
| 2014-11-03 | T      | At&t                        | D | -2.84 | 1.60  | MRO    | Marathon Oil              | A | 2.25 | 0.80  |
| 2014-11-03 | SLB    | Schlumberger                | C | -1.86 | 0.80  |        |                           |   |      |       |

| Date       | Ticker | Name   | R | SM    | W (%) | Ticker | Name                        | R | SM   | W (%) |
|------------|--------|--|---|-------|-------|--------|-----------------------------|---|------|-------|
| 2014-11-03 | BP     | Bp Adr   | D | -2.87 | 0.60  | PSX    | Phillips 66                 | A | 2.23 | 0.60  |
| 2014-11-03 | STI    | Suntrust Banks                                 | C | -1.84 | 1.10  | ALL    | Allstate                    | A | 2.48 | 1.10  |
| 2014-11-03 | TPR    | Tapestry                                       | D | -2.90 | 0.30  |        |                             |   |      |       |
| 2014-11-03 | TEF    | Telefonica                                     | C | -1.84 | 0.50  | BIIB   | Biogen                      | A | 3.00 | 0.50  |
| 2014-11-03 | AES    | Aes  | D | -2.85 | 0.40  | SRE    | Sempra Energy               | A | 2.37 | 0.40  |
| 2014-11-03 | CSCO   | Cisco Systems                                  | C | -1.84 | 1.00  | GOOGL  | Google Class A              | A | 2.34 | 1.00  |
| 2014-11-03 | MWV    | MeadWestvaco                                   | C | -1.84 | 0.60  | UNP    | Union Pacific               | A | 2.42 | 0.60  |
| 2014-11-03 | TLM    | Talisman Energy                                | D | -2.90 | 0.30  |        |                             |   |      |       |
| 2014-11-03 | CNX    | Consol Energy                                  | C | -1.87 | 0.80  | ECL    | Ecolab                      | A | 2.38 | 0.80  |
| 2014-11-03 | GSK    | Glaxosmithkline                                | D | -2.86 | 0.50  | GILD   | Gilead Sciences             | A | 3.00 | 0.50  |
| 2014-11-03 | POT    | Potash Corporation Of Saskatchewan             | C | -1.85 | 0.50  | ALXN   | Alexion Pharmaceuticals     | A | 3.00 | 0.50  |
| 2014-11-03 | WSH    | Willis Group Holdings                          | D | -2.84 | 0.30  | DFS    | Discover Financial Services | A | 2.46 | 0.30  |
| 2014-11-03 | NYT    | New York Times                                 | D | -2.88 | 0.30  | CMG    | Chipotle Mexican Grill      | A | 2.45 | 0.30  |
| 2014-11-03 | USB    | Us Bancorp                                     | C | -1.84 | 2.00  | EFX    | Equifax                     | A | 2.43 | 2.00  |
| 2014-11-03 | DO     | Diamond Offshore Drilling                      | D | -2.89 | 0.50  | KMI    | Kinder Morgan               | A | 2.21 | 0.50  |
| 2014-11-03 | XOM    | Exxon Mobil                                    | C | -1.85 | 2.00  | FSLR   | First Solar                 | A | 2.20 | 2.00  |
| 2014-11-03 | HON    | Honeywell International                        | C | -1.84 | 1.30  | NOC    | Northrop Grumman            | A | 2.35 | 1.30  |
| 2014-11-03 | VZ     | Verizon Communications                         | C | -1.84 | 1.10  | WIN    | Windstream Holdings         | A | 2.24 | 1.10  |
| 2014-11-03 | JOY    | Joy Global                                     | C | -1.87 | 0.60  | GD     | General Dynamics            | A | 2.35 | 0.60  |
| 2014-11-03 | CVX    | Chevron  | D | -2.86 | 2.20  | MPC    | Marathon Petroleum          | A | 2.20 | 2.20  |
| 2014-11-03 | SLF    | Sun Life Financial Och-ziff Capital Management | C | -1.84 | 0.40  | AMGN   | Amgen                       | A | 2.50 | 0.40  |
| 2014-11-03 | OZM    | Group Llc                                      | D | -2.87 | 0.10  | PFG    | Principal Financial         | A | 2.41 | 0.10  |
| 2014-11-03 | GM     | General Motors                                 | D | -2.86 | 0.50  | GT     | Goodyear Tire & Rubber      | A | 2.34 | 0.50  |
| 2014-11-03 | RDS.A  | Royal Dutch Shell Adr                          | C | -1.86 | 1.50  | NOV    | National Oilwell Varco      | A | 2.18 | 1.50  |
| 2014-11-03 | XYL    | Xylem  | C | -1.85 | 0.70  | FDX    | Fedex                       | A | 2.33 | 0.70  |
| 2014-11-03 | NWSA   | News   | D | -2.86 | 0.10  | PCLN   | The Priceline               | A | 2.45 | 0.10  |
| 2014-12-01 | APA    | Apache   | D | -2.90 | 1.40  | HP     | Helmerich & Payne           | A | 2.29 | 1.40  |
| 2014-12-01 | AVP    | Avon Products                                  | D | -2.93 | 0.40  |        |                             |   |      |       |
| 2014-12-01 | ETN    | Eaton  | D | -2.86 | 0.60  | URI    | United Rentals              | A | 2.65 | 0.60  |
| 2014-12-01 | GLW    | Corning  | C | -1.84 | 0.90  | HPQ    | Hewlett-Packard             | A | 2.55 | 0.90  |
| 2014-12-01 | IBM    | IBM  | D | -2.86 | 0.50  | WDC    | Western Digital             | A | 2.51 | 0.50  |
| 2014-12-01 | MAT    | Mattel   | D | -2.89 | 1.00  | DLPH   | Delphi Automotive           | A | 2.62 | 1.00  |
| 2014-12-01 | MUR    | Murphy Oil                                     | D | -2.88 | 0.90  | TSO    | Tesoro                      | A | 2.26 | 0.90  |
| 2014-12-01 | NEM    | Newmont Mining                                 | D | -2.88 | 0.40  | AA     | Alcoa                       | A | 2.37 | 0.40  |
| 2014-12-01 | F      | Ford Motor                                     | D | -2.85 | 0.60  | SNA    | Snap-on                     | A | 2.46 | 0.60  |
| 2014-12-01 | COP    | Conocophillips                                 | C | -1.87 | 0.40  | KMI    | Kinder Morgan               | A | 2.22 | 0.40  |
| 2014-12-01 | SLB    | Schlumberger                                   | C | -1.88 | 0.70  | PSX    | Phillips 66                 | A | 2.22 | 0.70  |
| 2014-12-01 | BP     | Bp Adr   | D | -2.88 | 0.50  | MRO    | Marathon Oil                | A | 2.21 | 0.50  |
| 2014-12-01 | TPR    | Tapestry                                       | D | -2.89 | 0.30  | GMCR   | Keurig Green Mountain       | A | 2.40 | 0.30  |
| 2014-12-01 | AES    | Aes  | D | -2.85 | 0.40  | SRE    | Sempra Energy               | A | 2.37 | 0.40  |
| 2014-12-01 | TLM    | Talisman Energy                                | D | -2.93 | 0.20  |        |                             |   |      |       |
| 2014-12-01 | DO     | Diamond Offshore Drilling                      | D | -2.90 | 0.40  |        |                             |   |      |       |
| 2014-12-01 | XOM    | Exxon Mobil                                    | D | -2.85 | 1.90  | MPC    | Marathon Petroleum          | A | 2.20 | 1.90  |
| 2014-12-01 | JOY    | Joy Global                                     | D | -2.87 | 0.60  | LMT    | Lockheed Martin             | A | 2.47 | 0.60  |
| 2014-12-01 | CVX    | Chevron  | D | -2.86 | 2.10  | NOV    | National Oilwell Varco      | A | 2.17 | 2.10  |
| 2014-12-01 | OZM    | Och-ziff Capital Management Group Llc          | D | -2.86 | 0.10  | AMP    | Ameriprise Financial        | A | 2.58 | 0.10  |
| 2014-12-01 | GM     | General Motors                                 | D | -2.86 | 0.60  | GT     | Goodyear Tire & Rubber      | A | 2.38 | 0.60  |
| 2014-12-01 | RF     | Regions Financial                              | D | -2.86 | 0.40  | MHFI   | McGraw Hill Fin             | A | 2.56 | 0.40  |
| 2014-12-01 | RDS.A  | Royal Dutch Shell Adr                          | C | -1.86 | 1.50  | FSLR   | First Solar                 | A | 2.16 | 1.50  |
| 2014-12-01 | NWSA   | News   | D | -2.86 | 0.10  | LUV    | Southwest Airlines          | A | 2.77 | 0.10  |
| 2015-01-01 | HES    | Hess   | D | -2.88 | 1.40  | TSO    | Tesoro                      | A | 2.26 | 1.40  |
| 2015-01-01 | APA    | Apache   | D | -2.90 | 1.60  | KMI    | Kinder Morgan               | A | 2.23 | 1.60  |
| 2015-01-01 | AVP    | Avon Products                                  | D | -2.94 | 0.40  |        |                             |   |      |       |

| Date       | Ticker | Name  | R | SM    | W (%) | Ticker | Name                               | R | SM   | W (%) |
|------------|--------|---|---|-------|-------|--------|------------------------------------|---|------|-------|
| 2015-01-01 | PSON   | Pearson                                     | C | -1.84 | 0.30  | CVS    | Cvs Health                         | A | 2.50 | 0.30  |
| 2015-01-01 | RYN    | Rayonier                                    | D | -2.86 | 0.40  | AMP    | Ameriprise<br>Financial            | A | 2.59 | 0.40  |
| 2015-01-01 | ETN    | Eaton                                       | D | -2.86 | 0.50  | URI    | United Rentals                     | A | 2.62 | 0.50  |
| 2015-01-01 | IBM    | IBM   | D | -2.86 | 0.90  | HPQ    | Hewlett-Packard                    | A | 2.57 | 0.90  |
| 2015-01-01 | MAT    | Mattel                                      | D | -2.89 | 1.10  | DLPH   | Delphi Automotive                  | A | 2.62 | 1.10  |
| 2015-01-01 | MUR    | Murphy Oil                                  | D | -2.88 | 0.90  | MPC    | Marathon<br>Petroleum              | A | 2.20 | 0.90  |
| 2015-01-01 | NEM    | Newmont Mining                              | D | -2.88 | 0.40  | LYB    | Lyondellbasell<br>Industries       | A | 2.36 | 0.40  |
| 2015-01-01 | NTRS   | Northern Trust                              | C | -1.84 | 1.10  | MHFI   | McGraw Hill Fin                    | A | 2.54 | 1.10  |
| 2015-01-01 | NUE    | Nucor                                       | C | -1.86 | 0.90  | AA     | Alcoa                              | A | 2.34 | 0.90  |
| 2015-01-01 | F      | Ford Motor                                  | D | -2.86 | 0.60  | SNA    | Snap-on                            | A | 2.47 | 0.60  |
| 2015-01-01 | COP    | Conocophillips                              | C | -1.87 | 0.40  | NOV    | National Oilwell<br>Varco          | A | 2.17 | 0.40  |
| 2015-01-01 | SLB    | Schlumberger                                | C | -1.88 | 0.70  | COG    | Cabot Oil & Gas                    | B | 1.17 | 0.70  |
| 2015-01-01 | BP     | Bp Adr                                      | D | -2.88 | 0.50  | BIIB   | Biogen                             | A | 3.00 | 0.50  |
| 2015-01-01 | USG    | Usg   | D | -2.87 | 0.40  | CTAS   | Cintas                             | A | 2.49 | 0.40  |
| 2015-01-01 | AES    | Aes   | D | -2.84 | 0.40  | SRE    | Sempra Energy                      | A | 2.37 | 0.40  |
| 2015-01-01 | TLM    | Talisman Energy                             | D | -2.87 | 0.40  | AMGN   | Amgen                              | A | 2.49 | 0.40  |
| 2015-01-01 | FLS    | Flowserve                                   | D | -2.88 | 0.10  | LMT    | Lockheed Martin                    | A | 2.47 | 0.10  |
| 2015-01-01 | DO     | Diamond Offshore<br>Drilling                | D | -2.88 | 0.50  | ALXN   | Alexion<br>Pharmaceuticals         | A | 3.00 | 0.50  |
| 2015-01-01 | XOM    | Exxon Mobil                                 | D | -2.85 | 1.90  | GILD   | Gilead Sciences                    | A | 2.87 | 1.90  |
| 2015-01-01 | JOY    | Joy Global                                  | D | -2.88 | 0.50  | R      | Ryder System                       | A | 2.46 | 0.50  |
| 2015-01-01 | CVX    | Chevron                                     | D | -2.86 | 2.00  | RCL    | Royal Caribbean<br>Cruises         | A | 2.61 | 2.00  |
| 2015-01-01 | OZM    | Och-ziff Capital<br>Management<br>Group Llc | D | -2.86 | 0.10  | ALL    | Allstate                           | A | 2.52 | 0.10  |
| 2015-01-01 | RDS.A  | Royal Dutch Shell<br>Adr                    | D | -2.87 | 1.40  | WDC    | Western Digital                    | A | 2.55 | 1.40  |
| 2015-01-01 | NWSA   | News  | D | -2.86 | 0.30  | LUV    | Southwest Airlines                 | A | 2.81 | 0.30  |
| 2015-02-02 | HES    | Hess  | D | -2.88 | 1.40  | TSO    | Tesoro                             | A | 2.29 | 1.40  |
| 2015-02-02 | APA    | Apache                                      | D | -2.89 | 1.70  | KMI    | Kinder Morgan                      | A | 2.22 | 1.70  |
| 2015-02-02 | APC    | Anadarko<br>Petroleum                       | D | -2.88 | 0.70  | MPC    | Marathon<br>Petroleum              | A | 2.21 | 0.70  |
| 2015-02-02 | AVP    | Avon Products                               | D | -2.94 | 0.30  |        |                                    |   |      |       |
| 2015-02-02 | RYN    | Rayonier                                    | D | -2.86 | 0.40  | AMP    | Ameriprise<br>Financial<br>Level 3 | A | 2.57 | 0.40  |
| 2015-02-02 | CTL    | Centurylink                                 | C | -1.85 | 0.60  | LVL    | Level 3<br>Communications          | A | 2.39 | 0.60  |
| 2015-02-02 | GE     | General Electric                            | D | -2.85 | 2.90  | URI    | United Rentals                     | A | 2.52 | 2.90  |
| 2015-02-02 | IBM    | IBM   | D | -2.87 | 0.90  | HPQ    | Hewlett-Packard                    | A | 2.52 | 0.90  |
| 2015-02-02 | JNJ    | Johnson &<br>Johnson                        | C | -1.85 | 1.70  | BIIB   | Biogen                             | A | 3.00 | 1.70  |
| 2015-02-02 | MAT    | Mattel                                      | D | -2.90 | 1.00  |        |                                    |   |      |       |
| 2015-02-02 | MSFT   | Microsoft                                   | C | -1.86 | 1.00  | AVGO   | Avago<br>Technologies              | A | 2.50 | 1.00  |
| 2015-02-02 | MUR    | Murphy Oil                                  | D | -2.88 | 0.90  | VLO    | Valero Energy                      | B | 1.21 | 0.90  |
| 2015-02-02 | NUE    | Nucor                                       | C | -1.87 | 0.80  | AA     | Alcoa                              | A | 2.35 | 0.80  |
| 2015-02-02 | F      | Ford Motor                                  | D | -2.86 | 0.60  | DLPH   | Delphi Automotive                  | A | 2.60 | 0.60  |
| 2015-02-02 | COP    | Conocophillips                              | C | -1.87 | 0.40  | COG    | Cabot Oil & Gas                    | B | 1.16 | 0.40  |
| 2015-02-02 | SLB    | Schlumberger                                | D | -2.88 | 0.70  | ALXN   | Alexion<br>Pharmaceuticals         | A | 3.00 | 0.70  |
| 2015-02-02 | BP     | Bp Adr                                      | D | -2.88 | 0.50  | GILD   | Gilead Sciences                    | A | 2.98 | 0.50  |
| 2015-02-02 | AES    | Aes   | D | -2.86 | 0.40  | SRE    | Sempra Energy                      | A | 2.38 | 0.40  |
| 2015-02-02 | L      | Loews                                       | D | -2.85 | 0.70  | MHFI   | McGraw Hill Fin                    | A | 2.54 | 0.70  |
| 2015-02-02 | TLM    | Talisman Energy                             | D | -2.87 | 0.40  | MCK    | Mckesson                           | A | 2.47 | 0.40  |
| 2015-02-02 | QCOM   | Qualcomm                                    | D | -2.87 | 1.00  | WDC    | Western Digital                    | A | 2.49 | 1.00  |
| 2015-02-02 | NYT    | New York Times                              | D | -2.84 | 0.30  | LUV    | Southwest Airlines                 | A | 2.85 | 0.30  |
| 2015-02-02 | FLS    | Flowserve                                   | D | -2.88 | 0.10  | CTAS   | Cintas                             | A | 2.50 | 0.10  |
| 2015-02-02 | DO     | Diamond Offshore<br>Drilling                | D | -2.89 | 0.50  | HCA    | Hca                                | A | 2.66 | 0.50  |
| 2015-02-02 | XOM    | Exxon Mobil                                 | D | -2.86 | 1.90  | CVS    | Cvs Health                         | A | 2.52 | 1.90  |
| 2015-02-02 | JOY    | Joy Global                                  | D | -2.89 | 0.50  | LMT    | Lockheed Martin                    | A | 2.46 | 0.50  |
| 2015-02-02 | CVX    | Chevron                                     | D | -2.87 | 2.00  | CMG    | Chipotle Mexican<br>Grill          | A | 2.50 | 2.00  |
| 2015-02-02 | OZM    | Och-ziff Capital<br>Management<br>Group Llc | D | -2.87 | 0.10  | ALL    | Allstate                           | A | 2.52 | 0.10  |
| 2015-02-02 | RDS.A  | Royal Dutch Shell<br>Adr                    | D | -2.87 | 1.40  | EFX    | Equifax                            | A | 2.48 | 1.40  |
| 2015-02-02 | NWSA   | News  | D | -2.86 | 0.30  | RCL    | Royal Caribbean<br>Cruises         | A | 2.55 | 0.30  |



| Date       | Ticker | Name                         | R | SM    | W (%) | Ticker | Name                       | R | SM   | W (%) |
|------------|--------|------------------------------|---|-------|-------|--------|----------------------------|---|------|-------|
| 2015-03-02 | MET    | Metlife                      | D | -2.85 | 0.70  | MHFI   | McGraw Hill Fin            | A | 2.62 | 0.70  |
| 2015-03-02 | ADM    | Archer Daniels<br>Midland    | C | -1.85 | 1.10  | DLPH   | Delphi Automotive          | A | 2.68 | 1.10  |
| 2015-03-02 | HES    | Hess                         | D | -2.88 | 1.40  | TSO    | Tesoro                     | A | 2.32 | 1.40  |
| 2015-03-02 | APA    | Apache                       | D | -2.89 | 1.70  | MPC    | Marathon<br>Petroleum      | A | 2.22 | 1.70  |
| 2015-03-02 | APC    | Anadarko<br>Petroleum        | D | -2.88 | 0.60  | VLO    | Valero Energy              | A | 2.22 | 0.60  |
| 2015-03-02 | AVP    | Avon Products                | D | -2.94 | 0.30  |        |                            |   |      |       |
| 2015-03-02 | RYN    | Rayonier                     | D | -2.86 | 0.40  | AMP    | Ameriprise<br>Financial    | A | 2.60 | 0.40  |
| 2015-03-02 | CTL    | Centurylink                  | C | -1.85 | 0.60  | LVLTL  | Level 3<br>Communications  | A | 2.42 | 0.60  |
| 2015-03-02 | CVC    | Cablevision<br>Systems Corp  | C | -1.85 | 0.50  | LUV    | Southwest Airlines         | A | 2.85 | 0.50  |
| 2015-03-02 | EMR    | Emerson Electric             | D | -2.85 | 1.10  | URI    | United Rentals             | A | 2.58 | 1.10  |
| 2015-03-02 | IBM    | IBM                          | D | -2.86 | 0.90  | AVGO   | Avago<br>Technologies      | A | 2.63 | 0.90  |
| 2015-03-02 | JNJ    | Johnson &<br>Johnson         | C | -1.84 | 1.70  | BIIB   | Biogen                     | A | 3.00 | 1.70  |
| 2015-03-02 | MAT    | Mattel                       | D | -2.91 | 1.00  |        |                            |   |      |       |
| 2015-03-02 | MSFT   | Microsoft                    | C | -1.85 | 1.00  | WDC    | Western Digital            | A | 2.54 | 1.00  |
| 2015-03-02 | MUR    | Murphy Oil                   | D | -2.88 | 0.90  | KMI    | Kinder Morgan              | A | 2.22 | 0.90  |
| 2015-03-02 | NUE    | Nucor                        | D | -2.86 | 0.90  | SIAL   | Sigma Aldrich              | A | 2.34 | 0.90  |
| 2015-03-02 | COP    | Conocophillips               | D | -2.88 | 0.40  | FSLR   | First Solar                | B | 1.26 | 0.40  |
| 2015-03-02 | T      | At&t                         | D | -2.84 | 1.50  | FTR    | Frontier<br>Communications | A | 2.35 | 1.50  |
| 2015-03-02 | SLB    | Schlumberger                 | D | -2.88 | 0.70  | PSX    | Phillips 66                | B | 1.22 | 0.70  |
| 2015-03-02 | BP     | Bp Adr                       | D | -2.87 | 0.50  | BHI    | Baker Hughes               | B | 1.19 | 0.50  |
| 2015-03-02 | AES    | Aes                          | D | -2.85 | 0.40  | SRE    | Sempra Energy              | A | 2.36 | 0.40  |
| 2015-03-02 | L      | Loews                        | D | -2.84 | 0.70  | EFX    | Equifax                    | A | 2.53 | 0.70  |
| 2015-03-02 | TLM    | Talisman Energy              | D | -2.86 | 0.40  | RCL    | Royal Caribbean<br>Cruises | A | 2.59 | 0.40  |
| 2015-03-02 | QCOM   | Qualcomm                     | D | -2.85 | 1.10  | CSC    | Computer Sciences          | A | 2.53 | 1.10  |
| 2015-03-02 | CNX    | Consol Energy                | D | -2.87 | 0.70  | CF     | Cf Industries              | A | 2.30 | 0.70  |
| 2015-03-02 | FLS    | Flowserve                    | D | -2.87 | 0.10  | CTAS   | Cintas                     | A | 2.52 | 0.10  |
| 2015-03-02 | DO     | Diamond Offshore<br>Drilling | D | -2.90 | 0.40  |        |                            |   |      |       |
| 2015-03-02 | XOM    | Exxon Mobil                  | D | -2.86 | 1.80  | ALXN   | Alexion<br>Pharmaceuticals | A | 3.00 | 1.80  |
| 2015-03-02 | JOY    | Joy Global                   | D | -2.89 | 0.50  | LMT    | Lockheed Martin            | A | 2.50 | 0.50  |
| 2015-03-02 | CVX    | Chevron                      | D | -2.87 | 1.90  | GILD   | Gilead Sciences            | A | 2.95 | 1.90  |
| 2015-03-02 | SLF    | Sun Life Financial           | C | -1.85 | 0.40  | CVS    | Cvs Health                 | A | 2.54 | 0.40  |
| 2015-03-02 | RDS.A  | Royal Dutch Shell<br>Adr     | D | -2.87 | 1.40  | HCA    | Hca                        | A | 2.68 | 1.40  |
| 2015-04-01 | MET    | Metlife                      | D | -2.85 | 0.80  | MHFI   | McGraw Hill Fin            | A | 2.63 | 0.80  |
| 2015-04-01 | ADM    | Archer Daniels<br>Midland    | C | -1.85 | 1.10  | HBI    | Hanesbrands                | A | 3.00 | 1.10  |
| 2015-04-01 | HES    | Hess                         | D | -2.89 | 1.40  | TSO    | Tesoro                     | A | 2.32 | 1.40  |
| 2015-04-01 | APA    | Apache                       | D | -2.90 | 1.60  |        |                            |   |      |       |
| 2015-04-01 | APC    | Anadarko<br>Petroleum        | D | -2.88 | 0.70  | VLO    | Valero Energy              | A | 2.24 | 0.70  |
| 2015-04-01 | AVP    | Avon Products                | D | -2.95 | 0.30  |        |                            |   |      |       |
| 2015-04-01 | AXP    | American Express             | D | -2.86 | 1.00  | AMP    | Ameriprise<br>Financial    | A | 2.58 | 1.00  |
| 2015-04-01 | CAG    | Conagra Brands               | C | -1.84 | 0.10  | DLPH   | Delphi Automotive          | A | 2.67 | 0.10  |
| 2015-04-01 | RYN    | Rayonier                     | D | -2.87 | 0.40  | EFX    | Equifax                    | A | 2.52 | 0.40  |
| 2015-04-01 | CTL    | Centurylink                  | C | -1.86 | 0.60  | LVLTL  | Level 3<br>Communications  | A | 2.42 | 0.60  |
| 2015-04-01 | CVC    | Cablevision<br>Systems Corp  | C | -1.86 | 0.50  | LUV    | Southwest Airlines         | A | 2.83 | 0.50  |
| 2015-04-01 | EMR    | Emerson Electric             | D | -2.86 | 1.10  | CTAS   | Cintas                     | A | 2.51 | 1.10  |
| 2015-04-01 | GE     | General Electric             | D | -2.84 | 2.90  | FISV   | Fiserv                     | A | 2.49 | 2.90  |
| 2015-04-01 | GPC    | Genuine Parts                | C | -1.86 | 0.70  | WHR    | Whirlpool                  | A | 2.61 | 0.70  |
| 2015-04-01 | JNJ    | Johnson &<br>Johnson         | C | -1.85 | 1.70  | BIIB   | Biogen                     | A | 3.00 | 1.70  |
| 2015-04-01 | MAT    | Mattel                       | D | -2.92 | 0.90  |        |                            |   |      |       |
| 2015-04-01 | MSFT   | Microsoft                    | C | -1.86 | 0.90  | AVGO   | Avago<br>Technologies      | A | 2.61 | 0.90  |
| 2015-04-01 | MUR    | Murphy Oil                   | D | -2.88 | 0.90  | KMI    | Kinder Morgan              | A | 2.23 | 0.90  |
| 2015-04-01 | NUE    | Nucor                        | D | -2.87 | 0.90  | SIAL   | Sigma Aldrich              | A | 2.34 | 0.90  |
| 2015-04-01 | COP    | Conocophillips               | D | -2.88 | 0.40  | MPC    | Marathon<br>Petroleum      | A | 2.22 | 0.40  |
| 2015-04-01 | T      | At&t                         | D | -2.85 | 1.50  | FTR    | Frontier<br>Communications | A | 2.32 | 1.50  |

| Date       | Ticker | Name                               | R | SM    | W (%) | Ticker | Name                      | R | SM   | W (%) |
|------------|--------|------------------------------------|---|-------|-------|--------|---------------------------|---|------|-------|
| 2015-04-01 | SLB    | Schlumberger                       | D | -2.88 | 0.70  | FSLR   | First Solar               | B | 1.25 | 0.70  |
| 2015-04-01 | BP     | Bp Adr                             | D | -2.88 | 0.50  | PSX    | Phillips 66               | B | 1.23 | 0.50  |
| 2015-04-01 | TIF    | Tiffany                            | D | -2.87 | 0.10  | RCL    | Royal Caribbean Cruises   | A | 2.61 | 0.10  |
| 2015-04-01 | WY     | Weyerhaeuser                       | C | -1.85 | 0.80  | ALL    | Allstate                  | A | 2.52 | 0.80  |
| 2015-04-01 | ETR    | Entergy                            | C | -1.86 | 1.10  | EIX    | Edison International      | A | 2.32 | 1.10  |
| 2015-04-01 | AES    | Aes                                | D | -2.85 | 0.40  | CMS    | Cms Energy                | A | 2.26 | 0.40  |
| 2015-04-01 | L      | Loews                              | D | -2.84 | 0.80  | BLK    | Blackrock                 | A | 2.43 | 0.80  |
| 2015-04-01 | TLM    | Talisman Energy                    | D | -2.86 | 0.40  | ALXN   | Alexion Pharmaceuticals   | A | 3.00 | 0.40  |
| 2015-04-01 | QCOM   | Qualcomm                           | D | -2.86 | 1.20  | CSC    | Computer Sciences         | A | 2.48 | 1.20  |
| 2015-04-01 | CNX    | Consol Energy                      | D | -2.89 | 0.60  | CF     | Cf Industries             | A | 2.28 | 0.60  |
| 2015-04-01 | VIAB   | Viacom                             | D | -2.87 | 0.30  | CVS    | Cvs Health                | A | 2.53 | 0.30  |
| 2015-04-01 | USB    | Us Bancorp                         | C | -1.84 | 1.90  | NDAQ   | Nasdaq                    | A | 2.40 | 1.90  |
| 2015-04-01 | FLS    | Flowserve                          | D | -2.88 | 0.40  | LMT    | Lockheed Martin           | A | 2.49 | 0.40  |
| 2015-04-01 | DO     | Diamond Offshore Drilling          | D | -2.91 | 0.40  |        |                           |   |      |       |
| 2015-04-01 | XOM    | Exxon Mobil                        | D | -2.87 | 1.70  | PXD    | Pioneer Natural Resources | B | 1.21 | 1.70  |
| 2015-04-01 | EXC    | Exelon                             | D | -2.86 | 0.90  | AEP    | American Electric Power   | A | 2.25 | 0.90  |
| 2015-04-01 | LVS    | Las Vegas Sands                    | D | -2.90 | 0.50  | MCK    | Mckesson                  | A | 2.49 | 0.50  |
| 2015-04-01 | JOY    | Joy Global                         | D | -2.90 | 0.50  |        |                           |   |      |       |
| 2015-04-01 | CVX    | Chevron                            | D | -2.87 | 2.00  | BHI    | Baker Hughes              | B | 1.20 | 2.00  |
| 2015-04-01 | SLF    | Sun Life Financial                 | C | -1.85 | 0.40  | GILD   | Gilead Sciences           | A | 2.90 | 0.40  |
| 2015-04-01 | RF     | Regions Financial                  | D | -2.85 | 0.40  | SCHW   | Charles Schwab            | A | 2.39 | 0.40  |
| 2015-04-01 | RDS.A  | Royal Dutch Shell Adr              | D | -2.88 | 1.30  | XEC    | Cimarex Energy            | B | 1.20 | 1.30  |
| 2015-04-01 | XYL    | Xylem                              | D | -2.85 | 0.70  | R      | Ryder System              | A | 2.47 | 0.70  |
| 2015-05-01 | MET    | Metlife                            | D | -2.85 | 0.90  | MHFI   | McGraw Hill Fin           | A | 2.63 | 0.90  |
| 2015-05-01 | ADM    | Archer Daniels Midland             | C | -1.85 | 1.10  | HBI    | Hanesbrands               | A | 2.96 | 1.10  |
| 2015-05-01 | AVP    | Avon Products                      | D | -2.94 | 0.30  |        |                           |   |      |       |
| 2015-05-01 | AXP    | American Express                   | D | -2.86 | 1.00  | EFX    | Equifax                   | A | 2.55 | 1.00  |
| 2015-05-01 | RYN    | Rayonier                           | D | -2.87 | 0.40  | ALL    | Allstate                  | A | 2.51 | 0.40  |
| 2015-05-01 | CTL    | Centurylink                        | D | -2.86 | 0.60  | LVL    | Level 3 Communications    | A | 2.44 | 0.60  |
| 2015-05-01 | CVC    | Cablevision Systems Corp           | C | -1.84 | 0.60  | LUV    | Southwest Airlines        | A | 2.82 | 0.60  |
| 2015-05-01 | EMR    | Emerson Electric                   | D | -2.85 | 1.10  | CTAS   | Cintas                    | A | 2.50 | 1.10  |
| 2015-05-01 | GLW    | Corning                            | C | -1.86 | 0.90  | AVGO   | Avago Technologies        | A | 2.60 | 0.90  |
| 2015-05-01 | GPC    | Genuine Parts                      | C | -1.86 | 0.70  | DLPH   | Delphi Automotive         | A | 2.72 | 0.70  |
| 2015-05-01 | JNJ    | Johnson & Johnson                  | D | -2.85 | 1.70  | BIIB   | Biogen                    | A | 3.00 | 1.70  |
| 2015-05-01 | K      | Kellogg                            | C | -1.85 | 0.30  | WHR    | Whirlpool                 | A | 2.54 | 0.30  |
| 2015-05-01 | MAT    | Mattel                             | D | -2.90 | 1.10  |        |                           |   |      |       |
| 2015-05-01 | MOT    | Motorola Solutions                 | C | -1.86 | 0.20  | CSC    | Computer Sciences         | A | 2.48 | 0.20  |
| 2015-05-01 | MUR    | Murphy Oil                         | D | -2.85 | 0.80  | TSO    | Tesoro                    | A | 2.32 | 0.80  |
| 2015-05-01 | COP    | Conocophillips                     | D | -2.87 | 0.40  | NFX    | Newfield Exploration      | A | 2.29 | 0.40  |
| 2015-05-01 | TIF    | Tiffany                            | D | -2.86 | 0.10  | CVS    | Cvs Health                | A | 2.52 | 0.10  |
| 2015-05-01 | USG    | Usg                                | D | -2.84 | 0.40  | FISV   | Fiserv                    | A | 2.48 | 0.40  |
| 2015-05-01 | WY     | Weyerhaeuser                       | C | -1.85 | 0.80  | BLK    | Blackrock                 | A | 2.43 | 0.80  |
| 2015-05-01 | ETR    | Entergy                            | C | -1.86 | 1.10  | CMS    | Cms Energy                | A | 2.25 | 1.10  |
| 2015-05-01 | AES    | Aes                                | D | -2.85 | 0.40  | TEG    | Integrys Energy           | A | 2.23 | 0.40  |
| 2015-05-01 | QCOM   | Qualcomm                           | D | -2.86 | 1.10  | LRCX   | Lam Research              | A | 2.41 | 1.10  |
| 2015-05-01 | POT    | Potash Corporation Of Saskatchewan | C | -1.86 | 0.40  | ALXN   | Alexion Pharmaceuticals   | A | 3.00 | 0.40  |
| 2015-05-01 | PEP    | Pepsico                            | C | -1.84 | 0.90  | SNA    | Snap-on                   | A | 2.53 | 0.90  |
| 2015-05-01 | VIAB   | Viacom                             | D | -2.87 | 0.30  | MCK    | Mckesson                  | A | 2.49 | 0.30  |
| 2015-05-01 | NYT    | New York Times                     | C | -1.84 | 0.30  | ORLY   | O'reilly Automotive       | A | 2.46 | 0.30  |
| 2015-05-01 | USB    | Us Bancorp                         | C | -1.84 | 1.90  | SCHW   | Charles Schwab            | A | 2.40 | 1.90  |
| 2015-05-01 | FLS    | Flowserve                          | D | -2.88 | 0.40  | R      | Ryder System              | A | 2.48 | 0.40  |
| 2015-05-01 | DO     | Diamond Offshore Drilling          | D | -2.89 | 0.50  | FSLR   | First Solar               | A | 2.24 | 0.50  |
| 2015-05-01 | XOM    | Exxon Mobil                        | D | -2.86 | 1.70  | KMI    | Kinder Morgan             | A | 2.23 | 1.70  |
| 2015-05-01 | EXC    | Exelon                             | D | -2.85 | 0.90  | PEG    | Public Service Enterprise | A | 2.20 | 0.90  |
| 2015-05-01 | LVS    | Las Vegas Sands                    | D | -2.85 | 0.40  | CAH    | Cardinal Health           | A | 2.36 | 0.40  |
| 2015-05-01 | JOY    | Joy Global                         | D | -2.89 | 0.50  | LMT    | Lockheed Martin           | A | 2.46 | 0.50  |
| 2015-05-01 | CVX    | Chevron                            | D | -2.87 | 2.00  | PSX    | Phillips 66               | A | 2.23 | 2.00  |

| Date       | Ticker | Name                        | R | SM    | W (%) | Ticker | Name                      | R | SM   | W (%) |
|------------|--------|-----------------------------|---|-------|-------|--------|---------------------------|---|------|-------|
| 2015-05-01 | UPS    | United Parcel Service       | D | -2.85 | 1.20  | NOC    | Northrop Grumman          | A | 2.40 | 1.20  |
| 2015-05-01 | SLF    | Sun Life Financial          | C | -1.85 | 0.40  | GILD   | Gilead Sciences           | A | 2.97 | 0.40  |
| 2015-05-01 | DLR    | Digital Realty Trust        | C | -1.86 | 0.50  | NDAQ   | Nasdaq                    | A | 2.38 | 0.50  |
| 2015-05-01 | RDS.A  | Royal Dutch Shell Adr       | D | -2.87 | 1.40  | MPC    | Marathon Petroleum        | A | 2.23 | 1.40  |
| 2015-06-01 | AMAT   | Applied Materials           | D | -2.87 | 0.90  | AVGO   | Avago Technologies        | A | 2.72 | 0.90  |
| 2015-06-01 | AVP    | Avon Products               | D | -2.95 | 0.30  |        |                           |   |      |       |
| 2015-06-01 | AXP    | American Express            | D | -2.86 | 1.00  | MHFI   | McGraw Hill Fin           | A | 2.63 | 1.00  |
| 2015-06-01 | XEL    | Xcel Energy                 | C | -1.85 | 0.70  | TEG    | Integrus Energy           | A | 2.23 | 0.70  |
| 2015-06-01 | CA     | Ca                          | C | -1.85 | 0.30  | CSC    | Computer Sciences         | A | 2.50 | 0.30  |
| 2015-06-01 | RYN    | Rayonier                    | D | -2.87 | 0.40  | EFX    | Equifax                   | A | 2.56 | 0.40  |
| 2015-06-01 | CTL    | Centurylink                 | D | -2.87 | 0.50  | LVLTL  | Level 3 Communications    | A | 2.43 | 0.50  |
| 2015-06-01 | DD     | E.i. Du Pont De Nemours     | C | -1.85 | 0.70  | SIAL   | Sigma Aldrich             | A | 2.34 | 0.70  |
| 2015-06-01 | GLW    | Corning                     | C | -1.86 | 0.90  | LRCX   | Lam Research              | A | 2.44 | 0.90  |
| 2015-06-01 | GPC    | Genuine Parts               | C | -1.86 | 0.70  | HBI    | Hanesbrands               | A | 2.98 | 0.70  |
| 2015-06-01 | IP     | International Paper         | C | -1.85 | 1.40  | CF     | Cf Industries             | A | 2.31 | 1.40  |
| 2015-06-01 | K      | Kellogg                     | D | -2.85 | 0.30  | DLPH   | Delphi Automotive         | A | 2.74 | 0.30  |
| 2015-06-01 | MAT    | Mattel                      | D | -2.91 | 1.00  |        |                           |   |      |       |
| 2015-06-01 | MOT    | Motorola Solutions          | D | -2.86 | 0.20  | SWKS   | Skyworks Solutions        | A | 2.40 | 0.20  |
| 2015-06-01 | MUR    | Murphy Oil                  | D | -2.86 | 0.80  | TSO    | Tesoro                    | A | 2.31 | 0.80  |
| 2015-06-01 | COP    | Conocophillips              | D | -2.88 | 0.40  | NFX    | Newfield Exploration      | A | 2.27 | 0.40  |
| 2015-06-01 | WY     | Weyerhaeuser                | C | -1.85 | 0.80  | ALL    | Allstate                  | A | 2.49 | 0.80  |
| 2015-06-01 | TPR    | Tapestry                    | C | -1.86 | 0.30  | WHR    | Whirlpool                 | A | 2.57 | 0.30  |
| 2015-06-01 | ETR    | Entergy                     | C | -1.86 | 1.10  | PEG    | Public Service Enterprise | A | 2.21 | 1.10  |
| 2015-06-01 | L      | Loews                       | D | -2.84 | 0.80  | BLK    | Blackrock                 | A | 2.43 | 0.80  |
| 2015-06-01 | QCOM   | Qualcomm                    | D | -2.84 | 1.10  | AAPL   | Apple                     | A | 2.39 | 1.10  |
| 2015-06-01 | CNX    | Consol Energy Potash        | D | -2.86 | 0.60  | AVY    | Avery Dennison            | A | 2.25 | 0.60  |
| 2015-06-01 | POT    | Corporation Of Saskatchewan | C | -1.86 | 0.40  | BIIB   | Biogen                    | A | 3.00 | 0.40  |
| 2015-06-01 | PEP    | Pepsico                     | C | -1.84 | 0.90  | SNA    | Snap-on                   | A | 2.54 | 0.90  |
| 2015-06-01 | VIAB   | Viacom                      | D | -2.87 | 0.20  | CVS    | Cvs Health                | A | 2.53 | 0.20  |
| 2015-06-01 | NYT    | New York Times              | C | -1.83 | 0.30  | MCK    | Mckesson                  | A | 2.52 | 0.30  |
| 2015-06-01 | USB    | Us Bancorp                  | C | -1.84 | 1.90  | SCHW   | Charles Schwab            | A | 2.41 | 1.90  |
| 2015-06-01 | FLS    | Flowserve                   | D | -2.89 | 0.40  | CTAS   | Cintas                    | A | 2.54 | 0.40  |
| 2015-06-01 | DO     | Diamond Offshore Drilling   | D | -2.90 | 0.40  |        |                           |   |      |       |
| 2015-06-01 | XOM    | Exxon Mobil                 | D | -2.86 | 1.70  | MPC    | Marathon Petroleum        | A | 2.23 | 1.70  |
| 2015-06-01 | EXC    | Exelon                      | D | -2.85 | 0.90  | PCG    | Pg&e                      | A | 2.20 | 0.90  |
| 2015-06-01 | LVS    | Las Vegas Sands             | D | -2.86 | 0.40  | ORLY   | O'reilly Automotive       | A | 2.46 | 0.40  |
| 2015-06-01 | JOY    | Joy Global                  | D | -2.90 | 0.50  |        |                           |   |      |       |
| 2015-06-01 | CVX    | Chevron                     | D | -2.87 | 1.90  | PSX    | Phillips 66               | A | 2.22 | 1.90  |
| 2015-06-01 | UPS    | United Parcel Service       | D | -2.85 | 1.10  | FISV   | Fiserv                    | A | 2.50 | 1.10  |
| 2015-06-01 | SLF    | Sun Life Financial          | C | -1.85 | 0.40  | GILD   | Gilead Sciences           | A | 3.00 | 0.40  |
| 2015-06-01 | DLR    | Digital Realty Trust        | C | -1.85 | 0.60  | NDAQ   | Nasdaq                    | A | 2.40 | 0.60  |
| 2015-06-01 | RDS.A  | Royal Dutch Shell Adr       | D | -2.88 | 1.30  | VLO    | Valero Energy             | A | 2.22 | 1.30  |
| 2015-07-01 | HES    | Hess                        | D | -2.86 | 1.30  | TSO    | Tesoro                    | A | 2.31 | 1.30  |
| 2015-07-01 | AMAT   | Applied Materials           | D | -2.87 | 0.90  | AVGO   | Avago Technologies        | A | 2.66 | 0.90  |
| 2015-07-01 | APA    | Apache                      | D | -2.87 | 1.50  | NFX    | Newfield Exploration      | A | 2.26 | 1.50  |
| 2015-07-01 | AVP    | Avon Products               | D | -2.96 | 0.30  |        |                           |   |      |       |
| 2015-07-01 | AXP    | American Express            | D | -2.86 | 1.00  | MHFI   | McGraw Hill Fin           | A | 2.61 | 1.00  |
| 2015-07-01 | XEL    | Xcel Energy                 | C | -1.86 | 0.70  | PEG    | Public Service Enterprise | A | 2.19 | 0.70  |
| 2015-07-01 | CA     | Ca                          | C | -1.85 | 0.30  | CSC    | Computer Sciences         | A | 2.49 | 0.30  |
| 2015-07-01 | CLX    | Clorox                      | C | -1.84 | 0.90  | HBI    | Hanesbrands               | A | 3.00 | 0.90  |
| 2015-07-01 | RYN    | Rayonier                    | D | -2.87 | 0.40  | EFX    | Equifax                   | A | 2.55 | 0.40  |
| 2015-07-01 | CTL    | Centurylink                 | D | -2.88 | 0.50  | LVLTL  | Level 3 Communications    | A | 2.42 | 0.50  |
| 2015-07-01 | DD     | E.i. Du Pont De Nemours     | C | -1.87 | 0.70  | SIAL   | Sigma Aldrich             | A | 2.35 | 0.70  |

| Date       | Ticker | Name                        | R | SM    | W (%) | Ticker | Name                        | R | SM   | W (%) |
|------------|--------|-----------------------------|---|-------|-------|--------|-----------------------------|---|------|-------|
| 2015-07-01 | GLW    | Corning                     | C | -1.87 | 0.90  | LRCX   | Lam Research                | A | 2.44 | 0.90  |
| 2015-07-01 | GPC    | Genuine Parts               | C | -1.86 | 0.70  | DLPH   | Delphi Automotive           | A | 2.73 | 0.70  |
| 2015-07-01 | IP     | International Paper         | C | -1.86 | 1.30  | CF     | Cf Industries               | A | 2.32 | 1.30  |
| 2015-07-01 | ITW    | Illinois Tool Works         | C | -1.84 | 1.40  | CTAS   | Cintas                      | A | 2.53 | 1.40  |
| 2015-07-01 | K      | Kellogg                     | D | -2.85 | 0.30  | SNA    | Snap-on                     | A | 2.56 | 0.30  |
| 2015-07-01 | MAT    | Mattel                      | D | -2.91 | 1.10  |        |                             |   |      |       |
| 2015-07-01 | MUR    | Murphy Oil                  | D | -2.87 | 0.20  | VLO    | Valero Energy               | A | 2.24 | 0.20  |
| 2015-07-01 | F      | Ford Motor                  | D | -2.84 | 0.60  | EA     | Electronic Arts             | A | 2.54 | 0.60  |
| 2015-07-01 | OXY    | Occidental Petroleum        | D | -2.84 | 0.80  | MPC    | Marathon Petroleum          | A | 2.24 | 0.80  |
| 2015-07-01 | COP    | Conocophillips              | D | -2.88 | 0.40  | WMB    | Williams Companies          | A | 2.23 | 0.40  |
| 2015-07-01 | TXN    | Texas Instruments           | C | -1.86 | 0.90  | SWKS   | Skyworks Solutions          | A | 2.38 | 0.90  |
| 2015-07-01 | WY     | Weyerhaeuser                | D | -2.85 | 0.80  | ALL    | Allstate                    | A | 2.48 | 0.80  |
| 2015-07-01 | TPR    | Tapestry                    | C | -1.87 | 0.30  | WHR    | Whirlpool                   | A | 2.52 | 0.30  |
| 2015-07-01 | ETR    | Entergy                     | D | -2.87 | 1.10  | PCG    | Pg&e                        | A | 2.19 | 1.10  |
| 2015-07-01 | L      | Loews                       | D | -2.85 | 0.90  | SCHW   | Charles Schwab              | A | 2.43 | 0.90  |
| 2015-07-01 | QCOM   | Qualcomm                    | D | -2.85 | 1.10  | AAPL   | Apple                       | A | 2.38 | 1.10  |
| 2015-07-01 | CNX    | Consol Energy               | D | -2.90 | 0.50  | AVY    | Avery Dennison              | A | 2.25 | 0.50  |
| 2015-07-01 | KSS    | Kohl's                      | C | -1.87 | 1.00  | CVS    | Cvs Health                  | A | 2.55 | 1.00  |
| 2015-07-01 | GSK    | Glaxosmithkline Potash      | D | -2.86 | 0.50  | BIIB   | Biogen                      | A | 3.00 | 0.50  |
| 2015-07-01 | POT    | Corporation Of Saskatchewan | C | -1.86 | 0.40  | GILD   | Gilead Sciences             | A | 3.00 | 0.40  |
| 2015-07-01 | PEP    | Pepsico                     | C | -1.84 | 0.90  | MNST   | Monster Beverage            | A | 2.43 | 0.90  |
| 2015-07-01 | VIAB   | Viacom                      | D | -2.88 | 0.30  | MCK    | Mckesson                    | A | 2.50 | 0.30  |
| 2015-07-01 | FLS    | Flowserve                   | D | -2.89 | 0.40  | FISV   | Fiserv                      | A | 2.52 | 0.40  |
| 2015-07-01 | DO     | Diamond Offshore Drilling   | D | -2.92 | 0.40  |        |                             |   |      |       |
| 2015-07-01 | XOM    | Exxon Mobil                 | D | -2.87 | 1.70  | PSX    | Phillips 66                 | A | 2.23 | 1.70  |
| 2015-07-01 | LVS    | Las Vegas Sands             | D | -2.85 | 0.70  | ORLY   | O'reilly Automotive         | A | 2.48 | 0.70  |
| 2015-07-01 | JOY    | Joy Global                  | D | -2.91 | 0.40  |        |                             |   |      |       |
| 2015-07-01 | CVX    | Chevron                     | D | -2.88 | 1.90  | KMI    | Kinder Morgan               | A | 2.20 | 1.90  |
| 2015-07-01 | UPS    | United Parcel Service       | D | -2.86 | 1.20  | R      | Ryder System                | A | 2.44 | 1.20  |
| 2015-07-01 | GM     | General Motors              | C | -1.86 | 0.60  | HRL    | Hormel Foods                | A | 2.33 | 0.60  |
| 2015-07-01 | RDS.A  | Royal Dutch Shell Adr       | D | -2.89 | 1.30  | CAM    | Cameron International Corp. | A | 2.20 | 1.30  |
| 2015-07-01 | CNQ    | Canadian Natural Resources  | D | -2.87 | 0.30  | ALXN   | Alexion Pharmaceuticals     | A | 3.00 | 0.30  |
| 2015-07-01 | NWSA   | News                        | D | -2.86 | 0.40  | EXPE   | Expedia                     | A | 2.37 | 0.40  |
| 2015-08-03 | HES    | Hess                        | D | -2.88 | 1.20  | TSO    | Tesoro                      | A | 2.34 | 1.20  |
| 2015-08-03 | AMAT   | Applied Materials           | D | -2.89 | 0.80  | AVGO   | Avago Technologies          | A | 2.61 | 0.80  |
| 2015-08-03 | APA    | Apache                      | D | -2.89 | 1.20  | VLO    | Valero Energy               | A | 2.24 | 1.20  |
| 2015-08-03 | APC    | Anadarko Petroleum          | D | -2.87 | 0.60  | MPC    | Marathon Petroleum          | A | 2.23 | 0.60  |
| 2015-08-03 | AVP    | Avon Products               | D | -2.96 | 0.20  |        |                             |   |      |       |
| 2015-08-03 | AXP    | American Express            | D | -2.87 | 1.00  | MHFI   | McGraw Hill Fin             | A | 2.61 | 1.00  |
| 2015-08-03 | XEL    | Xcel Energy                 | C | -1.85 | 0.80  | TE     | Teco Energy                 | A | 2.21 | 0.80  |
| 2015-08-03 | CA     | Ca                          | C | -1.85 | 0.30  | CSC    | Computer Sciences           | A | 2.48 | 0.30  |
| 2015-08-03 | RYN    | Rayonier                    | D | -2.88 | 0.40  | EFX    | Equifax                     | A | 2.58 | 0.40  |
| 2015-08-03 | CTL    | Centurylink                 | D | -2.88 | 0.50  | GILD   | Gilead Sciences             | A | 3.00 | 0.50  |
| 2015-08-03 | DD     | E.i. Du Pont De Nemours     | D | -2.88 | 0.70  | SIAL   | Sigma Aldrich               | A | 2.35 | 0.70  |
| 2015-08-03 | ETN    | Eaton                       | C | -1.86 | 0.50  | FISV   | Fiserv                      | A | 2.54 | 0.50  |
| 2015-08-03 | GE     | General Electric            | C | -1.84 | 3.20  | CTAS   | Cintas                      | A | 2.53 | 3.20  |
| 2015-08-03 | GLW    | Corning                     | D | -2.88 | 0.90  | LRCX   | Lam Research                | A | 2.40 | 0.90  |
| 2015-08-03 | GPC    | Genuine Parts               | C | -1.86 | 0.70  | DLPH   | Delphi Automotive           | A | 2.66 | 0.70  |
| 2015-08-03 | IBM    | IBM                         | C | -1.85 | 0.90  | SWKS   | Skyworks Solutions          | A | 2.34 | 0.90  |
| 2015-08-03 | IP     | International Paper         | C | -1.86 | 1.30  | CF     | Cf Industries               | A | 2.29 | 1.30  |
| 2015-08-03 | ITW    | Illinois Tool Works         | C | -1.85 | 1.30  | NOC    | Northrop Grumman            | A | 2.45 | 1.30  |
| 2015-08-03 | JNJ    | Johnson & Johnson           | D | -2.84 | 1.80  | BIIB   | Biogen                      | A | 3.00 | 1.80  |
| 2015-08-03 | MAT    | Mattel                      | D | -2.92 | 1.00  |        |                             |   |      |       |
| 2015-08-03 | MSFT   | Microsoft                   | C | -1.84 | 1.10  | BRCM   | Broadcom Corp               | A | 2.34 | 1.10  |
| 2015-08-03 | MUR    | Murphy Oil                  | D | -2.89 | 0.10  | PSX    | Phillips 66                 | A | 2.22 | 0.10  |
| 2015-08-03 | NEM    | Newmont Mining              | D | -2.90 | 0.40  |        |                             |   |      |       |

| Date       | Ticker | Name                                  | R | SM    | W (%) | Ticker | Name                      | R | SM   | W (%) |
|------------|--------|---------------------------------------|---|-------|-------|--------|---------------------------|---|------|-------|
| 2015-08-03 | F      | Ford Motor                            | D | -2.85 | 0.60  | SNA    | Snap-on                   | A | 2.57 | 0.60  |
| 2015-08-03 | OXY    | Occidental Petroleum                  | D | -2.85 | 0.80  | WMB    | Williams Companies        | A | 2.21 | 0.80  |
| 2015-08-03 | COP    | Conocophillips                        | D | -2.90 | 0.30  |        |                           |   |      |       |
| 2015-08-03 | SLB    | Schlumberger                          | C | -1.85 | 0.30  | FSLR   | First Solar               | A | 2.18 | 0.30  |
| 2015-08-03 | BP     | Bp Adr                                | C | -1.86 | 0.50  | HAL    | Halliburton               | B | 1.18 | 0.50  |
| 2015-08-03 | TXN    | Texas Instruments                     | C | -1.86 | 0.90  | INTU   | Intuit                    | A | 2.30 | 0.90  |
| 2015-08-03 | WY     | Weyerhaeuser                          | D | -2.86 | 0.80  | ALL    | Allstate                  | A | 2.51 | 0.80  |
| 2015-08-03 | TPR    | Tapestry                              | D | -2.88 | 0.20  | EA     | Electronic Arts           | A | 2.56 | 0.20  |
| 2015-08-03 | ETR    | Entergy                               | D | -2.87 | 1.10  | PEG    | Public Service Enterprise | A | 2.20 | 1.10  |
| 2015-08-03 | L      | Loews                                 | D | -2.85 | 0.90  | SCHW   | Charles Schwab            | A | 2.45 | 0.90  |
| 2015-08-03 | QCOM   | Qualcomm                              | D | -2.85 | 1.10  | RHT    | Red Hat                   | A | 2.28 | 1.10  |
| 2015-08-03 | CNX    | Consol Energy                         | D | -2.92 | 0.40  |        |                           |   |      |       |
| 2015-08-03 | KSS    | Kohl's                                | C | -1.87 | 1.00  | CVS    | Cvs Health                | A | 2.59 | 1.00  |
| 2015-08-03 | GSK    | Glaxosmithkline Potash                | D | -2.86 | 0.50  | HCA    | Hca                       | A | 2.88 | 0.50  |
| 2015-08-03 | POT    | Corporation Of Saskatchewan           | D | -2.87 | 0.40  | AET    | Aetna                     | A | 2.51 | 0.40  |
| 2015-08-03 | VIAB   | Viacom                                | D | -2.89 | 0.30  | ORLY   | O'reilly Automotive       | A | 2.50 | 0.30  |
| 2015-08-03 | FLS    | Flowserve                             | D | -2.91 | 0.40  |        |                           |   |      |       |
| 2015-08-03 | DO     | Diamond Offshore Drilling             | D | -2.93 | 0.30  |        |                           |   |      |       |
| 2015-08-03 | XOM    | Exxon Mobil                           | D | -2.88 | 1.70  | EQT    | Eqt                       | B | 1.17 | 1.70  |
| 2015-08-03 | VZ     | Verizon Communications                | D | -2.85 | 1.10  | ALXN   | Alexion Pharmaceuticals   | A | 3.00 | 1.10  |
| 2015-08-03 | LVS    | Las Vegas Sands                       | D | -2.84 | 0.70  | EXPE   | Expedia                   | A | 2.43 | 0.70  |
| 2015-08-03 | JOY    | Joy Global                            | D | -2.93 | 0.30  |        |                           |   |      |       |
| 2015-08-03 | CVX    | Chevron                               | D | -2.89 | 1.70  | HP     | Helmerich & Payne         | B | 1.17 | 1.70  |
| 2015-08-03 | OZM    | Och-ziff Capital Management Group Llc | C | -1.85 | 0.10  | NDAQ   | Nasdaq                    | A | 2.40 | 0.10  |
| 2015-08-03 | GM     | General Motors                        | D | -2.86 | 0.60  | WHR    | Whirlpool                 | A | 2.53 | 0.60  |
| 2015-08-03 | RDS.A  | Royal Dutch Shell Adr                 | D | -2.89 | 1.30  | ACT    | Actavis                   | A | 2.95 | 1.30  |
| 2015-08-03 | CNQ    | Canadian Natural Resources            | D | -2.87 | 0.30  | MNST   | Monster Beverage          | A | 2.50 | 0.30  |
| 2015-08-03 | NWSA   | News                                  | D | -2.86 | 0.40  | NFLX   | Netflix                   | A | 2.41 | 0.40  |
| 2015-09-01 | ADI    | Analog Devices                        | C | -1.87 | 0.80  | LRCX   | Lam Research              | A | 2.37 | 0.80  |
| 2015-09-01 | FE     | Firstenergy                           | D | -2.88 | 0.80  | TE     | Teco Energy               | A | 2.20 | 0.80  |
| 2015-09-01 | ADM    | Archer Daniels Midland                | D | -2.86 | 1.20  | DLPH   | Delphi Automotive         | A | 2.61 | 1.20  |
| 2015-09-01 | HES    | Hess                                  | D | -2.88 | 1.30  | TSO    | Tesoro                    | A | 2.32 | 1.30  |
| 2015-09-01 | AMAT   | Applied Materials                     | D | -2.90 | 0.80  | BRCM   | Broadcom Corp Cameron     | A | 2.33 | 0.80  |
| 2015-09-01 | APA    | Apache                                | D | -2.90 | 1.30  | CAM    | International Corp.       | A | 2.26 | 1.30  |
| 2015-09-01 | APC    | Anadarko Petroleum                    | D | -2.88 | 0.60  | PSX    | Phillips 66               | A | 2.22 | 0.60  |
| 2015-09-01 | AVP    | Avon Products                         | D | -2.97 | 0.20  |        |                           |   |      |       |
| 2015-09-01 | CA     | Ca                                    | C | -1.87 | 0.30  | FB     | Facebook                  | A | 2.26 | 0.30  |
| 2015-09-01 | RYN    | Rayonier                              | D | -2.89 | 0.40  | MHFI   | McGraw Hill Fin           | A | 2.56 | 0.40  |
| 2015-09-01 | CTL    | Centurylink                           | D | -2.90 | 0.50  | GILD   | Gilead Sciences           | A | 2.93 | 0.50  |
| 2015-09-01 | DD     | E.i. Du Pont De Nemours               | D | -2.89 | 0.60  | SIAL   | Sigma Aldrich             | A | 2.35 | 0.60  |
| 2015-09-01 | DUK    | Duke Energy                           | D | -2.87 | 1.40  | ED     | Consolidated Edison       | A | 2.19 | 1.40  |
| 2015-09-01 | EMR    | Emerson Electric                      | D | -2.88 | 1.00  | CTAS   | Cintas                    | A | 2.52 | 1.00  |
| 2015-09-01 | ETN    | Eaton                                 | D | -2.88 | 0.50  | FISV   | Fiserv                    | A | 2.51 | 0.50  |
| 2015-09-01 | GE     | General Electric                      | C | -1.86 | 3.30  | NOC    | Northrop Grumman          | A | 2.41 | 3.30  |
| 2015-09-01 | GLW    | Corning                               | D | -2.89 | 0.90  | RHT    | Red Hat                   | A | 2.25 | 0.90  |
| 2015-09-01 | GPC    | Genuine Parts                         | D | -2.88 | 0.70  | SNA    | Snap-on                   | A | 2.54 | 0.70  |
| 2015-09-01 | IBM    | IBM                                   | D | -2.86 | 0.90  | INTU   | Intuit                    | A | 2.24 | 0.90  |
| 2015-09-01 | IP     | International Paper                   | D | -2.88 | 1.30  | CF     | Cf Industries             | A | 2.27 | 1.30  |
| 2015-09-01 | ITW    | Illinois Tool Works                   | C | -1.86 | 1.30  | GD     | General Dynamics          | A | 2.35 | 1.30  |
| 2015-09-01 | JNJ    | Johnson & Johnson                     | D | -2.85 | 1.80  | BIIB   | Biogen                    | A | 3.00 | 1.80  |
| 2015-09-01 | MAT    | Mattel                                | D | -2.92 | 1.10  |        |                           |   |      |       |
| 2015-09-01 | MMC    | Marsh & McLennan Cos                  | C | -1.85 | 1.60  | EFX    | Equifax                   | A | 2.54 | 1.60  |
| 2015-09-01 | MRK    | Merck & Co                            | D | -2.86 | 1.50  | ALXN   | Alexion Pharmaceuticals   | A | 3.00 | 1.50  |

| Date       | Ticker | Name                                  | R | SM    | W (%) | Ticker | Name                           | R | SM   | W (%) |
|------------|--------|---------------------------------------|---|-------|-------|--------|--------------------------------|---|------|-------|
| 2015-09-01 | MSFT   | Microsoft                             | C | -1.86 | 1.10  | FFIV   | F5 Networks                    | A | 2.24 | 1.10  |
| 2015-09-01 | MUR    | Murphy Oil                            | D | -2.91 | 0.10  |        |                                |   |      |       |
| 2015-09-01 | NEM    | Newmont Mining                        | D | -2.90 | 0.40  | AVY    | Avery Dennison International   | A | 2.22 | 0.40  |
| 2015-09-01 | NUE    | Nucor                                 | D | -2.86 | 0.90  | IFF    | Flavors & Fragrances           | A | 2.19 | 0.90  |
| 2015-09-01 | F      | Ford Motor                            | D | -2.86 | 0.60  | EA     | Electronic Arts                | A | 2.50 | 0.60  |
| 2015-09-01 | OXY    | Occidental Petroleum                  | D | -2.85 | 0.80  | VLO    | Valero Energy                  | A | 2.22 | 0.80  |
| 2015-09-01 | COP    | Conocophillips                        | D | -2.91 | 0.30  |        |                                |   |      |       |
| 2015-09-01 | SLB    | Schlumberger                          | D | -2.86 | 0.30  | MPC    | Marathon Petroleum             | A | 2.20 | 0.30  |
| 2015-09-01 | BP     | Bp Adr                                | D | -2.88 | 0.50  | ACT    | Actavis                        | A | 2.84 | 0.50  |
| 2015-09-01 | TXN    | Texas Instruments                     | C | -1.87 | 0.90  | VRSN   | Verisign                       | A | 2.24 | 0.90  |
| 2015-09-01 | WY     | Weyerhaeuser                          | D | -2.87 | 0.80  | ALL    | Allstate                       | A | 2.42 | 0.80  |
| 2015-09-01 | TPR    | Tapstry                               | D | -2.89 | 0.30  | WHR    | Whirlpool                      | A | 2.49 | 0.30  |
| 2015-09-01 | ETR    | Entergy                               | D | -2.88 | 1.10  | WEC    | Wec Energy                     | A | 2.19 | 1.10  |
| 2015-09-01 | L      | Loews                                 | D | -2.86 | 0.90  | NDAQ   | Nasdaq                         | A | 2.39 | 0.90  |
| 2015-09-01 | VOD    | Vodafone                              | C | -1.86 | 0.30  | HUM    | Humana                         | A | 2.46 | 0.30  |
| 2015-09-01 | QCOM   | Qualcomm                              | D | -2.87 | 1.10  | CTSH   | Cognizant Technology Solutions | A | 2.23 | 1.10  |
| 2015-09-01 | CNX    | Consol Energy                         | D | -2.93 | 0.40  |        |                                |   |      |       |
| 2015-09-01 | KSS    | Kohl's                                | C | -1.89 | 0.90  | CVS    | Cvs Health                     | A | 2.52 | 0.90  |
| 2015-09-01 | GSK    | Glaxosmithkline Potash                | D | -2.87 | 0.60  | UNH    | Unitedhealth                   | A | 2.44 | 0.60  |
| 2015-09-01 | POT    | Corporation Of Saskatchewan           | D | -2.88 | 0.40  | MNST   | Monster Beverage               | A | 2.44 | 0.40  |
| 2015-09-01 | VIAB   | Viacom                                | D | -2.92 | 0.20  |        |                                |   |      |       |
| 2015-09-01 | FLS    | Flowserve                             | D | -2.91 | 0.40  |        |                                |   |      |       |
| 2015-09-01 | DO     | Diamond Offshore Drilling             | D | -2.93 | 0.40  |        |                                |   |      |       |
| 2015-09-01 | XOM    | Exxon Mobil                           | D | -2.88 | 1.70  | HCA    | Hca                            | A | 2.80 | 1.70  |
| 2015-09-01 | VZ     | Verizon Communications                | D | -2.85 | 1.20  | AET    | Aetna                          | A | 2.50 | 1.20  |
| 2015-09-01 | EXC    | Exelon                                | D | -2.85 | 0.90  | PCG    | Pg&e                           | A | 2.18 | 0.90  |
| 2015-09-01 | JOY    | Joy Global                            | D | -2.94 | 0.30  |        |                                |   |      |       |
| 2015-09-01 | CVX    | Chevron                               | D | -2.90 | 1.70  |        |                                |   |      |       |
| 2015-09-01 | OZM    | Och-ziff Capital Management Group Llc | C | -1.87 | 0.10  | SCHW   | Charles Schwab                 | A | 2.38 | 0.10  |
| 2015-09-01 | GM     | General Motors                        | D | -2.88 | 0.60  | ATVI   | Activision Blizzard            | A | 2.44 | 0.60  |
| 2015-09-01 | RDS.A  | Royal Dutch Shell Adr                 | D | -2.90 | 1.30  | HSP    | Hospira                        | A | 2.49 | 1.30  |
| 2015-09-01 | CNQ    | Canadian Natural Resources            | D | -2.89 | 0.30  | HSIC   | Henry Schein                   | A | 2.43 | 0.30  |
| 2015-09-01 | NWSA   | News                                  | D | -2.88 | 0.40  | ORLY   | O'reilly Automotive            | A | 2.48 | 0.40  |
| 2015-10-01 | ADI    | Analog Devices                        | C | -1.87 | 0.80  | BRCM   | Broadcom Corp                  | A | 2.34 | 0.80  |
| 2015-10-01 | MET    | Metlife                               | D | -2.86 | 1.20  | EFX    | Equifax                        | A | 2.55 | 1.20  |
| 2015-10-01 | FE     | Firstenergy                           | D | -2.88 | 1.10  | TE     | Teco Energy                    | A | 2.25 | 1.10  |
| 2015-10-01 | ADM    | Archer Daniels Midland                | D | -2.87 | 1.20  | DLPH   | Delphi Automotive              | A | 2.66 | 1.20  |
| 2015-10-01 | HES    | Hess                                  | D | -2.89 | 1.20  | TSO    | Tesoro                         | A | 2.35 | 1.20  |
| 2015-10-01 | AMAT   | Applied Materials                     | D | -2.90 | 0.80  |        |                                |   |      |       |
| 2015-10-01 | APA    | Apache                                | D | -2.91 | 1.30  |        |                                |   |      |       |
| 2015-10-01 | APC    | Anadarko Petroleum                    | D | -2.89 | 0.60  | CAM    | Cameron International Corp.    | A | 2.24 | 0.60  |
| 2015-10-01 | AVP    | Avon Products                         | D | -2.98 | 0.20  |        |                                |   |      |       |
| 2015-10-01 | AXP    | American Express                      | D | -2.85 | 1.30  | MHFI   | McGraw Hill Fin                | A | 2.53 | 1.30  |
| 2015-10-01 | CA     | Ca                                    | D | -2.86 | 0.30  | FB     | Facebook                       | A | 2.27 | 0.30  |
| 2015-10-01 | RBS    | Royal Bank Of Scotland                | D | -2.87 | 0.50  | EW     | Edwards Lifesciences           | A | 2.39 | 0.50  |
| 2015-10-01 | RYN    | Rayonier                              | D | -2.89 | 0.50  | ALL    | Allstate                       | A | 2.43 | 0.50  |
| 2015-10-01 | CTL    | Centurylink                           | D | -2.90 | 0.50  |        |                                |   |      |       |
| 2015-10-01 | DD     | E.i. Du Pont De Nemours               | D | -2.89 | 1.00  | SIAL   | Sigma Aldrich                  | A | 2.34 | 1.00  |
| 2015-10-01 | DE     | Deere                                 | C | -1.88 | 0.80  | FISV   | Fiserv                         | A | 2.54 | 0.80  |
| 2015-10-01 | DUK    | Duke Energy                           | D | -2.87 | 1.30  | GAS    | AGL Resources                  | A | 2.22 | 1.30  |
| 2015-10-01 | EMC    | EMC Corp                              | D | -2.85 | 0.50  | VRSN   | Verisign                       | A | 2.25 | 0.50  |
| 2015-10-01 | EMR    | Emerson Electric                      | D | -2.88 | 1.00  | CTAS   | Cintas                         | A | 2.53 | 1.00  |
| 2015-10-01 | ETN    | Eaton                                 | D | -2.89 | 0.50  | NOC    | Northrop Grumman               | A | 2.43 | 0.50  |
| 2015-10-01 | GE     | General Electric                      | D | -2.85 | 3.50  | GD     | General Dynamics               | A | 2.35 | 3.50  |

| Date       | Ticker | Name  | R | SM    | W (%) | Ticker     | Name                                 | R | SM   | W (%) |
|------------|--------|---|---|-------|-------|------------|--------------------------------------|---|------|-------|
| 2015-10-01 | STT    | State Street                                | D | -2.86 | 0.80  | NDAQ       | Nasdaq                               | A | 2.41 | 0.80  |
| 2015-10-01 | GLW    | Corning                                     | D | -2.89 | 0.90  | CTSH       | Cognizant<br>Technology<br>Solutions | A | 2.24 | 0.90  |
| 2015-10-01 | GPC    | Genuine Parts                               | D | -2.87 | 0.70  | EA         | Electronic Arts                      | A | 2.53 | 0.70  |
| 2015-10-01 | IBM    | IBM   | D | -2.86 | 0.90  | ALTR       | Altera Corp.                         | A | 2.24 | 0.90  |
| 2015-10-01 | IP     | International<br>Paper                      | D | -2.89 | 1.10  | AVY        | Avery Dennison                       | A | 2.23 | 1.10  |
| 2015-10-01 | ITW    | Illinois Tool Works                         | D | -2.86 | 1.40  | TSS        | Total System<br>Services             | A | 2.26 | 1.40  |
| 2015-10-01 | JCI    | Johnson Controls                            | D | -2.87 | 0.80  | SNA        | Snap-on                              | A | 2.52 | 0.80  |
| 2015-10-01 | JNJ    | Johnson &<br>Johnson                        | D | -2.85 | 2.00  | BIIB       | Biogen                               | A | 3.00 | 2.00  |
| 2015-10-01 | MAT    | Mattel                                      | D | -2.93 | 1.00  |            |                                      |   |      |       |
| 2015-10-01 | MMC    | Marsh &<br>Mclennan Cos                     | C | -1.85 | 1.70  | SCHW       | Charles Schwab                       | A | 2.37 | 1.70  |
| 2015-10-01 | MRK    | Merck & Co                                  | D | -2.87 | 1.50  | ALXN       | Alexion<br>Pharmaceuticals           | A | 3.00 | 1.50  |
| 2015-10-01 | MSFT   | Microsoft                                   | C | -1.85 | 1.30  | FFIV       | F5 Networks                          | A | 2.24 | 1.30  |
| 2015-10-01 | NEM    | Newmont Mining                              | D | -2.90 | 0.40  |            |                                      |   |      |       |
| 2015-10-01 | NTRS   | Northern Trust                              | C | -1.86 | 1.30  | CB         | Chubb<br>International               | A | 2.26 | 1.30  |
| 2015-10-01 | NUE    | Nucor                                       | D | -2.87 | 0.80  | IFF        | Flavors &<br>Fragrances              | A | 2.19 | 0.80  |
| 2015-10-01 | F      | Ford Motor                                  | D | -2.86 | 0.50  | ATVI       | Activision Blizzard                  | A | 2.49 | 0.50  |
| 2015-10-01 | OXY    | Occidental<br>Petroleum                     | D | -2.86 | 0.80  | VLO        | Valero Energy                        | A | 2.24 | 0.80  |
| 2015-10-01 | COP    | Conocophillips                              | D | -2.91 | 0.20  |            |                                      |   |      |       |
| 2015-10-01 | T      | At&t  | D | -2.85 | 1.70  | ACT        | Actavis                              | A | 2.80 | 1.70  |
| 2015-10-01 | BP     | Bp Adr                                      | D | -2.88 | 0.40  | PSX        | Phillips 66                          | A | 2.22 | 0.40  |
| 2015-10-01 | STI    | Suntrust Banks                              | C | -1.86 | 0.80  | PSA        | Public Storage                       | A | 2.24 | 0.80  |
| 2015-10-01 | TXN    | Texas Instruments                           | D | -2.87 | 1.00  | ADBE       | Adobe Systems                        | A | 2.23 | 1.00  |
| 2015-10-01 | UTX    | United<br>Technologies                      | D | -2.88 | 0.10  | SEE        | Sealed Air                           | A | 2.26 | 0.10  |
| 2015-10-01 | WFC    | Wells Fargo                                 | C | -1.85 | 2.20  | V          | Visa                                 | A | 2.23 | 2.20  |
| 2015-10-01 | WMT    | Wal-mart Stores                             | D | -2.88 | 0.60  | ORLY       | O'reilly<br>Automotive               | A | 2.53 | 0.60  |
| 2015-10-01 | WY     | Weyerhaeuser                                | D | -2.88 | 0.80  | MAC        | Macerich                             | A | 2.23 | 0.80  |
| 2015-10-01 | TPR    | Tapestry                                    | D | -2.89 | 0.20  | WHR        | Whirlpool                            | A | 2.45 | 0.20  |
| 2015-10-01 | ETR    | Entergy                                     | D | -2.88 | 1.10  | WEC        | Wec Energy                           | A | 2.21 | 1.10  |
| 2015-10-01 | AES    | Aes   | D | -2.88 | 0.30  | ED         | Consolidated<br>Edison               | A | 2.20 | 0.30  |
| 2015-10-01 | L      | Loews                                       | D | -2.86 | 1.10  | HIG        | The Hartford<br>Financial Services   | A | 2.23 | 1.10  |
| 2015-10-01 | VOD    | Vodafone                                    | C | -1.87 | 0.20  | HRL        | Hormel Foods                         | A | 2.37 | 0.20  |
| 2015-10-01 | QCOM   | Qualcomm                                    | D | -2.88 | 1.10  | CRM        | Salesforce.com                       | A | 2.22 | 1.10  |
| 2015-10-01 | CNX    | Consol Energy                               | D | -2.95 | 0.30  |            |                                      |   |      |       |
| 2015-10-01 | KSS    | Kohl's                                      | D | -2.91 | 0.90  |            |                                      |   |      |       |
| 2015-10-01 | GSK    | Glaxosmithkline                             | D | -2.87 | 0.60  | RAI        | Reynolds<br>American                 | A | 2.36 | 0.60  |
| 2015-10-01 | POT    | Potash<br>Corporation Of<br>Saskatchewan    | D | -2.91 | 0.30  |            |                                      |   |      |       |
| 2015-10-01 | EIX    | Edison<br>International                     | C | -1.85 | 0.10  | SCG        | Scana                                | A | 2.19 | 0.10  |
| 2015-10-01 | VIAB   | Viacom                                      | D | -2.92 | 0.30  |            |                                      |   |      |       |
| 2015-10-01 | JPM    | Jpmorgan Chase                              | C | -1.85 | 3.40  | PGR        | Progressive                          | A | 2.22 | 3.40  |
| 2015-10-01 | TWX    | Time Warner                                 | D | -2.87 | 0.50  | CVS        | Cvs Health                           | A | 2.50 | 0.50  |
| 2015-10-01 | NYT    | New York Times                              | D | -2.86 | 0.20  | CM-<br>CSK | Comcast Special A                    | A | 2.50 | 0.20  |
| 2015-10-01 | FLS    | Flowserve                                   | D | -2.92 | 0.40  |            |                                      |   |      |       |
| 2015-10-01 | DO     | Diamond Offshore<br>Drilling                | D | -2.95 | 0.30  |            |                                      |   |      |       |
| 2015-10-01 | XOM    | Exxon Mobil                                 | D | -2.88 | 1.90  | HUM        | Humana                               | A | 2.47 | 1.90  |
| 2015-10-01 | VZ     | Verizon<br>Communications                   | D | -2.86 | 1.20  | HSIC       | Henry Schein                         | A | 2.44 | 1.20  |
| 2015-10-01 | EXC    | Exelon                                      | D | -2.86 | 0.70  | PNW        | Pinnacle West<br>Capital             | A | 2.19 | 0.70  |
| 2015-10-01 | LVS    | Las Vegas Sands                             | D | -2.89 | 0.60  | EXPE       | Expedia                              | A | 2.42 | 0.60  |
| 2015-10-01 | JOY    | Joy Global                                  | D | -2.96 | 0.20  |            |                                      |   |      |       |
| 2015-10-01 | CVX    | Chevron                                     | D | -2.90 | 1.70  |            |                                      |   |      |       |
| 2015-10-01 | OZM    | Och-ziff Capital<br>Management<br>Group Llc | D | -2.89 | 0.20  | AIZ        | Assurant                             | A | 2.22 | 0.20  |
| 2015-10-01 | GM     | General Motors                              | D | -2.87 | 0.70  | MNST       | Monster Beverage                     | A | 2.43 | 0.70  |

| Date       | Ticker | Name                       | R | SM    | W (%) | Ticker | Name                           | R | SM   | W (%) |
|------------|--------|----------------------------|---|-------|-------|--------|--------------------------------|---|------|-------|
| 2015-10-01 | DLR    | Digital Realty Trust       | D | -2.84 | 0.70  | MA     | Mastercard                     | A | 2.22 | 0.70  |
| 2015-10-01 | RDS.A  | Royal Dutch Shell Adr      | D | -2.90 | 1.30  |        |                                |   |      |       |
| 2015-10-01 | CNQ    | Canadian Natural Resources | D | -2.90 | 0.60  | UAA    | Under Armour                   | A | 2.35 | 0.60  |
| 2015-10-01 | XYL    | Xylem                      | D | -2.85 | 0.30  | MLM    | Martin Marietta Materials      | A | 2.24 | 0.30  |
| 2015-10-01 | NWSA   | News                       | D | -2.88 | 0.40  | NFLX   | Netflix                        | A | 2.39 | 0.40  |
| 2015-10-01 | FOXA   | Twenty-first Century Fox   | D | -2.88 | 0.70  | KR     | Kroger                         | A | 2.35 | 0.70  |
| 2015-11-02 | ADI    | Analog Devices             | C | -1.85 | 0.80  | BRCM   | Broadcom Corp                  | A | 2.35 | 0.80  |
| 2015-11-02 | MET    | Metlife                    | D | -2.85 | 1.20  | EFX    | Equifax                        | A | 2.61 | 1.20  |
| 2015-11-02 | FE     | Firstenergy                | D | -2.87 | 1.00  | TE     | Teco Energy                    | A | 2.26 | 1.00  |
| 2015-11-02 | ADM    | Archer Daniels Midland     | D | -2.85 | 1.20  | DLPH   | Delphi Automotive              | A | 2.72 | 1.20  |
| 2015-11-02 | HES    | Hess                       | D | -2.88 | 1.20  | TSO    | Tesoro                         | A | 2.39 | 1.20  |
| 2015-11-02 | AMAT   | Applied Materials          | D | -2.89 | 0.90  | FB     | Facebook                       | A | 2.30 | 0.90  |
| 2015-11-02 | APA    | Apache                     | D | -2.89 | 1.40  | CAM    | Cameron International Corp.    | A | 2.27 | 1.40  |
| 2015-11-02 | APC    | Anadarko Petroleum         | D | -2.88 | 0.60  | PSX    | Phillips 66                    | A | 2.26 | 0.60  |
| 2015-11-02 | SPLS   | Staples                    | D | -2.89 | 0.80  | ORLY   | O'reilly Automotive            | A | 2.57 | 0.80  |
| 2015-11-02 | AVP    | Avon Products              | D | -2.97 | 0.20  |        |                                |   |      |       |
| 2015-11-02 | AXP    | American Express           | D | -2.85 | 1.20  | MHFI   | McGraw Hill Fin                | A | 2.56 | 1.20  |
| 2015-11-02 | CA     | Ca                         | D | -2.86 | 0.30  | VRSN   | Verisign                       | A | 2.29 | 0.30  |
| 2015-11-02 | RBS    | Royal Bank Of Scotland     | D | -2.87 | 0.50  | HUM    | Humana                         | A | 2.47 | 0.50  |
| 2015-11-02 | RYN    | Rayonier                   | D | -2.88 | 0.40  | NDAQ   | Nasdaq                         | A | 2.47 | 0.40  |
| 2015-11-02 | CTL    | Centurylink                | D | -2.89 | 0.50  | FTR    | Frontier Communications        | B | 1.19 | 0.50  |
| 2015-11-02 | DE     | Deere                      | D | -2.86 | 0.80  | FISV   | Fiserv                         | A | 2.60 | 0.80  |
| 2015-11-02 | DUK    | Duke Energy                | D | -2.87 | 1.20  | GAS    | AGL Resources                  | A | 2.22 | 1.20  |
| 2015-11-02 | EMR    | Emerson Electric           | D | -2.87 | 1.00  | CTAS   | Cintas                         | A | 2.58 | 1.00  |
| 2015-11-02 | ETN    | Eaton                      | D | -2.87 | 0.50  | NOC    | Northrop Grumman               | A | 2.49 | 0.50  |
| 2015-11-02 | STT    | State Street               | D | -2.86 | 0.80  | SCHW   | Charles Schwab                 | A | 2.41 | 0.80  |
| 2015-11-02 | GLW    | Corning                    | D | -2.87 | 0.90  | CTSH   | Cognizant Technology Solutions | A | 2.26 | 0.90  |
| 2015-11-02 | IBM    | IBM                        | D | -2.87 | 0.80  | JNPR   | Juniper Networks               | A | 2.26 | 0.80  |
| 2015-11-02 | IP     | International Paper        | D | -2.87 | 1.20  | SIAL   | Sigma Aldrich                  | A | 2.35 | 1.20  |
| 2015-11-02 | JCI    | Johnson Controls           | D | -2.86 | 0.80  | SNA    | Snap-on                        | A | 2.58 | 0.80  |
| 2015-11-02 | MMC    | Marsh & McLennan Cos       | D | -2.84 | 1.60  | CB     | Chubb                          | A | 2.29 | 1.60  |
| 2015-11-02 | MRK    | Merck & Co                 | D | -2.85 | 1.50  | HSIC   | Henry Schein                   | A | 2.50 | 1.50  |
| 2015-11-02 | NEM    | Newmont Mining             | D | -2.88 | 0.50  | AVY    | Avery Dennison                 | A | 2.26 | 0.50  |
| 2015-11-02 | NTRS   | Northern Trust             | C | -1.85 | 1.30  | PSA    | Public Storage International   | A | 2.26 | 1.30  |
| 2015-11-02 | NUE    | Nucor                      | D | -2.85 | 0.90  | IFF    | Flavors & Fragrances           | A | 2.21 | 0.90  |
| 2015-11-02 | COP    | Conocophillips             | D | -2.89 | 0.20  | NFX    | Newfield Exploration           | A | 2.25 | 0.20  |
| 2015-11-02 | T      | At&t                       | D | -2.85 | 1.60  | LVL    | Level 3 Communications         | B | 1.18 | 1.60  |
| 2015-11-02 | BP     | Bp Adr                     | D | -2.86 | 0.40  | FSLR   | First Solar                    | A | 2.24 | 0.40  |
| 2015-11-02 | STI    | Suntrust Banks             | C | -1.84 | 0.80  | MAC    | Macerich                       | A | 2.26 | 0.80  |
| 2015-11-02 | USG    | Usg                        | C | -1.88 | 0.40  | GD     | General Dynamics               | A | 2.38 | 0.40  |
| 2015-11-02 | UTX    | United Technologies        | D | -2.87 | 0.10  | TSS    | Total System Services          | A | 2.30 | 0.10  |
| 2015-11-02 | WFC    | Wells Fargo                | D | -2.84 | 2.10  | V      | Visa                           | A | 2.25 | 2.10  |
| 2015-11-02 | WMT    | Wal-mart Stores            | D | -2.89 | 0.50  | CM-CSK | Comcast Special A              | A | 2.54 | 0.50  |
| 2015-11-02 | WY     | Weyerhaeuser               | D | -2.86 | 0.90  | PGR    | Progressive                    | A | 2.24 | 0.90  |
| 2015-11-02 | TPR    | Tapestry                   | D | -2.88 | 0.30  | EA     | Electronic Arts                | A | 2.57 | 0.30  |
| 2015-11-02 | ETR    | Entergy                    | D | -2.87 | 1.10  | WEC    | Wec Energy                     | A | 2.21 | 1.10  |
| 2015-11-02 | TEF    | Telefonica                 | D | -2.86 | 0.50  | MNST   | Monster Beverage               | A | 2.44 | 0.50  |
| 2015-11-02 | AES    | Aes                        | D | -2.87 | 0.30  | SCG    | Scana                          | A | 2.20 | 0.30  |
| 2015-11-02 | L      | Loews                      | D | -2.85 | 1.10  | ICE    | Intercontinental Exchange      | A | 2.24 | 1.10  |
| 2015-11-02 | FD     | Macy's                     | D | -2.88 | 0.70  | EXPE   | Expedia                        | A | 2.47 | 0.70  |
| 2015-11-02 | VOD    | Vodafone                   | D | -2.86 | 0.20  | EW     | Edwards Lifesciences           | A | 2.41 | 0.20  |



| Date       | Ticker | Name                                  | R | SM    | W (%) | Ticker | Name                            | R | SM   | W (%) |
|------------|--------|---------------------------------------|---|-------|-------|--------|---------------------------------|---|------|-------|
| 2015-11-02 | QCOM   | Qualcomm                              | D | -2.86 | 1.10  | ALTR   | Altera Corp.                    | A | 2.25 | 1.10  |
| 2015-11-02 | CNX    | Consol Energy                         | D | -2.96 | 0.20  |        |                                 |   |      |       |
| 2015-11-02 | KSS    | Kohl's                                | D | -2.90 | 0.80  |        |                                 |   |      |       |
| 2015-11-02 | GSK    | Glaxosmithkline                       | D | -2.86 | 0.60  | RAI    | Reynolds American               | A | 2.40 | 0.60  |
| 2015-11-02 | POT    | Potash Corporation Of Saskatchewan    | D | -2.90 | 0.30  |        |                                 |   |      |       |
| 2015-11-02 | EIX    | Edison International                  | C | -1.85 | 0.10  | ED     | Consolidated Edison             | A | 2.20 | 0.10  |
| 2015-11-02 | VIAB   | Viacom                                | D | -2.90 | 0.30  |        |                                 |   |      |       |
| 2015-11-02 | JPM    | Jpmorgan Chase                        | C | -1.84 | 3.30  | MA     | Mastercard                      | A | 2.24 | 3.30  |
| 2015-11-02 | TWX    | Time Warner                           | D | -2.86 | 0.50  | AMZN   | Amazon.com                      | A | 2.36 | 0.50  |
| 2015-11-02 | USB    | Us Bancorp                            | D | -2.85 | 1.80  | HIG    | The Hartford Financial Services | A | 2.23 | 1.80  |
| 2015-11-02 | FLS    | Flowserve                             | D | -2.90 | 0.40  |        |                                 |   |      |       |
| 2015-11-02 | DO     | Diamond Offshore Drilling             | D | -2.93 | 0.30  |        |                                 |   |      |       |
| 2015-11-02 | VZ     | Verizon Communications                | D | -2.85 | 1.20  | ATVI   | Activision Blizzard             | A | 2.55 | 1.20  |
| 2015-11-02 | EXC    | Exelon                                | D | -2.86 | 0.60  | AEE    | Ameren                          | A | 2.20 | 0.60  |
| 2015-11-02 | LVS    | Las Vegas Sands                       | D | -2.85 | 0.80  | AZO    | Autozone                        | A | 2.36 | 0.80  |
| 2015-11-02 | JOY    | Joy Global                            | D | -2.95 | 0.20  |        |                                 |   |      |       |
| 2015-11-02 | CVX    | Chevron                               | D | -2.88 | 1.90  | XEC    | Cimarex Energy                  | A | 2.20 | 1.90  |
| 2015-11-02 | OZM    | Och-ziff Capital Management Group Llc | D | -2.91 | 0.20  |        |                                 |   |      |       |
| 2015-11-02 | RDSA   | Royal Dutch Shell Adr                 | D | -2.89 | 1.30  | RIG    | Transocean                      | B | 1.24 | 1.30  |
| 2015-11-02 | CNQ    | Canadian Natural Resources            | D | -2.88 | 0.70  | HRL    | Hormel Foods                    | A | 2.39 | 0.70  |
| 2015-11-02 | FOXA   | Twenty-first Century Fox              | D | -2.87 | 0.70  | UAL    | United Continental              | A | 2.34 | 0.70  |
| 2015-12-01 | MET    | Metlife                               | D | -2.85 | 1.20  | EFX    | Equifax                         | A | 2.63 | 1.20  |
| 2015-12-01 | FE     | Firstenergy                           | D | -2.87 | 1.00  | TE     | Teco Energy                     | A | 2.25 | 1.00  |
| 2015-12-01 | ADM    | Archer Daniels Midland                | D | -2.88 | 0.90  | DLPH   | Delphi Automotive               | A | 2.75 | 0.90  |
| 2015-12-01 | APC    | Anadarko Petroleum                    | D | -2.89 | 0.50  | TSO    | Tesoro                          | A | 2.41 | 0.50  |
| 2015-12-01 | SPLS   | Staples                               | D | -2.89 | 0.70  | ORLY   | O'reilly Automotive             | A | 2.55 | 0.70  |
| 2015-12-01 | AVP    | Avon Products                         | D | -2.98 | 0.20  |        |                                 |   |      |       |
| 2015-12-01 | AXP    | American Express                      | D | -2.85 | 1.20  | MHFI   | McGraw Hill Fin                 | A | 2.59 | 1.20  |
| 2015-12-01 | CA     | Ca                                    | D | -2.86 | 0.30  | BRCM   | Broadcom Corp                   | A | 2.37 | 0.30  |
| 2015-12-01 | RBS    | Royal Bank Of Scotland                | D | -2.87 | 0.50  | HUM    | Humana                          | A | 2.45 | 0.50  |
| 2015-12-01 | CTL    | Centurylink                           | D | -2.89 | 0.50  | LVL    | Level 3 Communications          | B | 1.19 | 0.50  |
| 2015-12-01 | DE     | Deere                                 | D | -2.86 | 0.80  | FISV   | Fiserv                          | A | 2.60 | 0.80  |
| 2015-12-01 | DUK    | Duke Energy                           | D | -2.87 | 1.10  | GAS    | AGL Resources                   | A | 2.22 | 1.10  |
| 2015-12-01 | EMR    | Emerson Electric                      | D | -2.87 | 1.00  | CTAS   | Cintas                          | A | 2.58 | 1.00  |
| 2015-12-01 | ETN    | Eaton                                 | D | -2.87 | 0.50  | NOC    | Northrop Grumman                | A | 2.48 | 0.50  |
| 2015-12-01 | STT    | State Street                          | D | -2.85 | 0.80  | NDAQ   | Nasdaq                          | A | 2.46 | 0.80  |
| 2015-12-01 | IBM    | IBM                                   | D | -2.86 | 0.80  | VRSN   | Verisign                        | A | 2.32 | 0.80  |
| 2015-12-01 | IP     | International Paper                   | D | -2.88 | 1.10  | AVY    | Avery Dennison                  | A | 2.26 | 1.10  |
| 2015-12-01 | JCI    | Johnson Controls                      | D | -2.86 | 0.80  | ATVI   | Activision Blizzard             | A | 2.61 | 0.80  |
| 2015-12-01 | MMC    | Marsh & Mclennan Cos                  | D | -2.83 | 1.60  | SCHW   | Charles Schwab                  | A | 2.44 | 1.60  |
| 2015-12-01 | MRK    | Merck & Co                            | D | -2.86 | 1.50  | HSIC   | Henry Schein                    | A | 2.52 | 1.50  |
| 2015-12-01 | NEM    | Newmont Mining                        | D | -2.89 | 0.50  | ARG    | Airgas Inc                      | A | 2.26 | 0.50  |
| 2015-12-01 | NTRS   | Northern Trust                        | C | -1.84 | 1.40  | CB     | Chubb                           | A | 2.30 | 1.40  |
| 2015-12-01 | NUE    | Nucor                                 | D | -2.86 | 0.90  | DOW    | Dow Chemical                    | A | 2.22 | 0.90  |
| 2015-12-01 | COP    | Conocophillips                        | D | -2.90 | 0.20  | CAM    | Cameron International Corp.     | A | 2.27 | 0.20  |
| 2015-12-01 | T      | At&t                                  | D | -2.84 | 1.60  | EA     | Electronic Arts                 | A | 2.55 | 1.60  |
| 2015-12-01 | BP     | Bp Adr                                | D | -2.86 | 0.40  | PSX    | Phillips 66                     | A | 2.26 | 0.40  |
| 2015-12-01 | STI    | Suntrust Banks                        | C | -1.84 | 0.90  | PSA    | Public Storage                  | A | 2.27 | 0.90  |
| 2015-12-01 | USG    | Usg                                   | D | -2.88 | 0.40  | TSS    | Total System Services           | A | 2.33 | 0.40  |
| 2015-12-01 | UTX    | United Technologies                   | D | -2.87 | 0.10  | ALLE   | Allegion                        | A | 2.28 | 0.10  |
| 2015-12-01 | WMT    | Wal-mart Stores                       | D | -2.89 | 0.50  | CM-CSK | Comcast Special A               | A | 2.53 | 0.50  |

| Date       | Ticker | Name                                  | R | SM    | W (%) | Ticker | Name                   | R | SM   | W (%) |
|------------|--------|---------------------------------------|---|-------|-------|--------|------------------------|---|------|-------|
| 2015-12-01 | TPR    | Tapestry                              | D | -2.88 | 0.30  | SNA    | Snap-on                | A | 2.60 | 0.30  |
| 2015-12-01 | ETR    | Entergy                               | D | -2.88 | 1.10  | SCG    | Scana                  | A | 2.21 | 1.10  |
| 2015-12-01 | TEF    | Telefonica                            | D | -2.86 | 0.50  | HRL    | Hormel Foods           | A | 2.44 | 0.50  |
| 2015-12-01 | AES    | Aes                                   | D | -2.88 | 0.30  | WEC    | Wec Energy             | A | 2.20 | 0.30  |
| 2015-12-01 | L      | Loews                                 | D | -2.85 | 1.10  | V      | Visa                   | A | 2.27 | 1.10  |
| 2015-12-01 | FD     | Macy's                                | D | -2.91 | 0.60  |        |                        |   |      |       |
| 2015-12-01 | VOD    | Vodafone                              | D | -2.86 | 0.20  | EW     | Edwards Lifesciences   | A | 2.43 | 0.20  |
| 2015-12-01 | QCOM   | Qualcomm                              | D | -2.88 | 0.90  | FB     | Facebook               | A | 2.31 | 0.90  |
| 2015-12-01 | CNX    | Consol Energy                         | D | -2.96 | 0.20  |        |                        |   |      |       |
| 2015-12-01 | KSS    | Kohl's                                | D | -2.90 | 0.80  |        |                        |   |      |       |
| 2015-12-01 | GSK    | Glaxosmithkline                       | D | -2.86 | 0.60  | RAI    | Reynolds American      | A | 2.38 | 0.60  |
| 2015-12-01 | POT    | Potash Corporation Of Saskatchewan    | D | -2.90 | 0.30  |        |                        |   |      |       |
| 2015-12-01 | EIX    | Edison International                  | C | -1.86 | 0.10  | AEE    | Ameren                 | A | 2.19 | 0.10  |
| 2015-12-01 | VIAB   | Viacom                                | D | -2.91 | 0.30  |        |                        |   |      |       |
| 2015-12-01 | JPM    | Jpmorgan Chase                        | C | -1.84 | 3.40  | AIZ    | Assurant               | A | 2.24 | 3.40  |
| 2015-12-01 | TWX    | Time Warner                           | D | -2.87 | 0.50  | EXPE   | Expedia                | A | 2.44 | 0.50  |
| 2015-12-01 | FLS    | Flowserve                             | D | -2.91 | 0.40  |        |                        |   |      |       |
| 2015-12-01 | DO     | Diamond Offshore Drilling             | D | -2.93 | 0.40  |        |                        |   |      |       |
| 2015-12-01 | VZ     | Verizon Communications                | D | -2.85 | 1.20  | MNST   | Monster Beverage       | A | 2.51 | 1.20  |
| 2015-12-01 | EXC    | Exelon                                | D | -2.86 | 0.60  | PPL    | Ppl                    | A | 2.19 | 0.60  |
| 2015-12-01 | LVS    | Las Vegas Sands                       | D | -2.87 | 0.70  | AMZN   | Amazon.com             | A | 2.39 | 0.70  |
| 2015-12-01 | JOY    | Joy Global                            | D | -2.97 | 0.20  |        |                        |   |      |       |
| 2015-12-01 | OZM    | Och-ziff Capital Management Group Llc | D | -2.92 | 0.10  |        |                        |   |      |       |
| 2015-12-01 | RDS.A  | Royal Dutch Shell Adr                 | D | -2.90 | 1.20  | NFX    | Newfield Exploration   | A | 2.24 | 1.20  |
| 2015-12-01 | FOXA   | Twenty-first Century Fox              | D | -2.87 | 0.70  | AZO    | Autozone               | A | 2.36 | 0.70  |
| 2016-01-01 | MET    | Metlife                               | D | -2.86 | 1.70  | EFX    | Equifax                | A | 2.63 | 1.70  |
| 2016-01-01 | ADM    | Archer Daniels Midland                | D | -2.89 | 1.10  | DLPH   | Delphi Automotive      | A | 2.73 | 1.10  |
| 2016-01-01 | APC    | Anadarko Petroleum                    | D | -2.91 | 0.50  |        |                        |   |      |       |
| 2016-01-01 | SPLS   | Staples                               | D | -2.92 | 0.30  | HSIC   | Henry Schein           | A | 2.51 | 1.10  |
| 2016-01-01 | ANTM   | Anthem                                | C | -1.86 | 1.10  |        |                        |   |      |       |
| 2016-01-01 | AVP    | Avon Products                         | D | -2.97 | 0.20  |        |                        |   |      |       |
| 2016-01-01 | AXP    | American Express                      | D | -2.86 | 1.30  | NDAQ   | Nasdaq                 | A | 2.46 | 1.30  |
| 2016-01-01 | RBS    | Royal Bank Of Scotland                | D | -2.88 | 0.70  | SNA    | Snap-on                | A | 2.59 | 0.70  |
| 2016-01-01 | CTL    | Centurylink                           | D | -2.90 | 0.50  | LVLTL  | Level 3 Communications | B | 1.19 | 0.50  |
| 2016-01-01 | CMI    | Cummins                               | D | -2.90 | 0.30  | CTAS   | Cintas                 | A | 2.56 | 0.30  |
| 2016-01-01 | DE     | Deere                                 | D | -2.87 | 0.90  | FISV   | Fiserv                 | A | 2.56 | 0.90  |
| 2016-01-01 | ETN    | Eaton                                 | D | -2.88 | 0.00  | NOC    | Northrop Grumman       | A | 2.49 | 0.00  |
| 2016-01-01 | STT    | State Street                          | D | -2.86 | 1.10  | SCHW   | Charles Schwab         | A | 2.43 | 1.10  |
| 2016-01-01 | IBM    | IBM                                   | D | -2.87 | 0.10  | BRCM   | Broadcom Corp          | A | 2.39 | 0.10  |
| 2016-01-01 | MS     | Morgan Stanley                        | D | -2.87 | 1.40  | CB     | Chubb                  | A | 2.30 | 1.40  |
| 2016-01-01 | IP     | International Paper                   | D | -2.89 | 1.10  | ARG    | Airgas Inc             | A | 2.26 | 1.10  |
| 2016-01-01 | JCI    | Johnson Controls                      | D | -2.88 | 0.80  | ATVI   | Activision Blizzard    | A | 2.61 | 0.80  |
| 2016-01-01 | MRK    | Merck & Co                            | D | -2.86 | 1.40  | HUM    | Humana                 | A | 2.46 | 1.40  |
| 2016-01-01 | NUE    | Nucor                                 | D | -2.87 | 1.00  | AVY    | Avery Dennison         | A | 2.25 | 1.00  |
| 2016-01-01 | UNP    | Union Pacific                         | D | -2.89 | 0.50  | TSS    | Total System Services  | A | 2.29 | 0.50  |
| 2016-01-01 | UTX    | United Technologies                   | D | -2.87 | 0.20  | ALLE   | Allegion               | A | 2.27 | 0.20  |
| 2016-01-01 | WDC    | Western Digital                       | D | -2.91 | 0.20  |        |                        |   |      |       |
| 2016-01-01 | WMT    | Wal-mart Stores                       | D | -2.89 | 0.80  | ORLY   | O'reilly Automotive    | A | 2.53 | 0.80  |
| 2016-01-01 | TEF    | Telefonica                            | D | -2.88 | 0.50  | EA     | Electronic Arts        | A | 2.55 | 0.50  |
| 2016-01-01 | PNR    | Pentair                               | D | -2.88 | 0.80  | MAS    | Masco                  | A | 2.26 | 0.80  |
| 2016-01-01 | AES    | Aes                                   | D | -2.89 | 0.90  | TE     | Teco Energy            | A | 2.25 | 0.90  |
| 2016-01-01 | L      | Loews                                 | D | -2.85 | 1.30  | PSA    | Public Storage         | A | 2.27 | 1.30  |
| 2016-01-01 | FD     | Macy's                                | D | -2.92 | 0.60  |        |                        |   |      |       |
| 2016-01-01 | VOD    | Vodafone                              | D | -2.86 | 0.30  | MNST   | Monster Beverage       | A | 2.48 | 0.30  |
| 2016-01-01 | QCOM   | Qualcomm                              | D | -2.88 | 1.20  | VRSN   | Verisign               | A | 2.31 | 1.20  |

| Date       | Ticker | Name                                  | R | SM    | W (%) | Ticker | Name                      | R | SM   | W (%) |
|------------|--------|---------------------------------------|---|-------|-------|--------|---------------------------|---|------|-------|
| 2016-01-01 | GILD   | Gilead Sciences                       | C | -1.86 | 0.60  | EW     | Edwards Lifesciences      | A | 2.41 | 0.60  |
| 2016-01-01 | KSS    | Kohl's                                | D | -2.90 | 1.00  | EXPE   | Expedia                   | A | 2.43 | 1.00  |
| 2016-01-01 | VIAB   | Viacom                                | D | -2.92 | 0.20  |        |                           |   |      |       |
| 2016-01-01 | CP     | Canadian Pacific Railway              | D | -2.88 | 0.30  | HRL    | Hormel Foods              | A | 2.46 | 0.30  |
| 2016-01-01 | TWX    | Time Warner                           | D | -2.88 | 0.20  | AMZN   | Amazon.com                | A | 2.39 | 0.20  |
| 2016-01-01 | AMP    | Ameriprise Financial                  | D | -2.87 | 0.90  | V      | Visa                      | A | 2.26 | 0.90  |
| 2016-01-01 | EXC    | Exelon                                | D | -2.86 | 0.30  | GAS    | AGL Resources             | A | 2.23 | 0.30  |
| 2016-01-01 | LVS    | Las Vegas Sands                       | D | -2.87 | 0.80  | AZO    | Autozone                  | A | 2.34 | 0.80  |
| 2016-01-01 | OZM    | Och-ziff Capital Management Group Llc | D | -2.92 | 0.20  |        |                           |   |      |       |
| 2016-01-01 | RDS.A  | Royal Dutch Shell Adr                 | D | -2.91 | 1.40  |        |                           |   |      |       |
| 2016-01-01 | TEL    | Te Connectivity                       | C | -1.85 | 0.20  | SEE    | Sealed Air                | A | 2.25 | 0.20  |
| 2016-01-01 | FOXA   | Twenty-first Century Fox              | D | -2.88 | 1.20  | CVC    | Cablevision Systems Corp  | A | 2.30 | 1.20  |
| 2016-02-01 | ADI    | Analog Devices                        | D | -2.86 | 0.80  | FB     | Facebook                  | A | 2.34 | 0.80  |
| 2016-02-01 | MET    | Metlife                               | D | -2.87 | 1.70  | EXR    | Extra Space Storage       | A | 2.84 | 1.70  |
| 2016-02-01 | ADM    | Archer Daniels Midland                | D | -2.89 | 1.10  | DLPH   | Delphi Automotive         | A | 2.56 | 1.10  |
| 2016-02-01 | HES    | Hess                                  | D | -2.89 | 1.00  | TSO    | Tesoro                    | A | 2.31 | 1.00  |
| 2016-02-01 | APA    | Apache                                | D | -2.87 | 1.50  | FSLR   | First Solar               | A | 2.28 | 1.50  |
| 2016-02-01 | APC    | Anadarko Petroleum                    | D | -2.93 | 0.40  |        |                           |   |      |       |
| 2016-02-01 | SPLS   | Staples                               | D | -2.92 | 0.30  |        |                           |   |      |       |
| 2016-02-01 | ANTM   | Anthem                                | D | -2.87 | 1.10  | HSIC   | Henry Schein              | A | 2.50 | 1.10  |
| 2016-02-01 | AVP    | Avon Products                         | D | -2.98 | 0.20  |        |                           |   |      |       |
| 2016-02-01 | AXP    | American Express                      | D | -2.89 | 1.10  | EFX    | Equifax                   | A | 2.60 | 1.10  |
| 2016-02-01 | BAC    | Bank Of America                       | C | -1.87 | 1.60  | NDAQ   | Nasdaq                    | A | 2.48 | 1.60  |
| 2016-02-01 | RBS    | Royal Bank Of Scotland                | D | -2.90 | 0.60  | RAI    | Reynolds American         | A | 2.42 | 0.60  |
| 2016-02-01 | CM-CSA | Comcast                               | C | -1.86 | 0.90  | AMZN   | Amazon.com                | A | 2.33 | 0.90  |
| 2016-02-01 | RYN    | Rayonier                              | D | -2.86 | 0.50  | SCHW   | Charles Schwab            | A | 2.33 | 0.50  |
| 2016-02-01 | CTL    | Centurylink                           | D | -2.90 | 0.50  | LVLTL  | Level 3 Communications    | B | 1.17 | 0.50  |
| 2016-02-01 | CMI    | Cummins                               | D | -2.89 | 0.30  | FISV   | Fiserv                    | A | 2.58 | 0.30  |
| 2016-02-01 | DE     | Deere                                 | D | -2.87 | 1.00  | NOC    | Northrop Grumman          | A | 2.49 | 1.00  |
| 2016-02-01 | EMC    | EMC Corp                              | D | -2.86 | 0.80  | VRSN   | Verisign                  | A | 2.27 | 0.80  |
| 2016-02-01 | ETN    | Eaton                                 | D | -2.89 | 0.00  | ALLE   | Allegion                  | A | 2.25 | 0.00  |
| 2016-02-01 | STT    | State Street                          | D | -2.89 | 0.90  | CB     | Chubb                     | A | 2.29 | 0.90  |
| 2016-02-01 | GPC    | Genuine Parts                         | D | -2.85 | 0.00  | SNA    | Snap-on                   | A | 2.56 | 0.00  |
| 2016-02-01 | MAC    | Macerich                              | C | -1.86 | 0.10  | PSA    | Public Storage            | A | 2.28 | 0.10  |
| 2016-02-01 | IBM    | IBM                                   | D | -2.88 | 0.10  | GOOGL  | Alphabet                  | A | 2.26 | 0.10  |
| 2016-02-01 | MS     | Morgan Stanley International          | D | -2.89 | 1.20  | V      | Visa                      | A | 2.25 | 1.20  |
| 2016-02-01 | IP     | Paper                                 | D | -2.90 | 1.10  |        |                           |   |      |       |
| 2016-02-01 | JCI    | Johnson Controls                      | D | -2.89 | 0.80  | ATVI   | Activision Blizzard       | A | 2.55 | 0.80  |
| 2016-02-01 | MRK    | Merck & Co                            | D | -2.87 | 1.40  | HUM    | Humana                    | A | 2.43 | 1.40  |
| 2016-02-01 | NUE    | Nucor                                 | D | -2.87 | 1.00  | ARG    | Airgas Inc                | A | 2.27 | 1.00  |
| 2016-02-01 | F      | Ford Motor                            | D | -2.87 | 0.10  | HRL    | Hormel Foods              | A | 2.48 | 0.10  |
| 2016-02-01 | PFE    | Pfizer                                | D | -2.86 | 2.20  | EW     | Edwards Lifesciences      | A | 2.41 | 2.20  |
| 2016-02-01 | TXN    | Texas Instruments                     | C | -1.85 | 1.10  | SNDK   | Sandisk Corp              | A | 2.26 | 1.10  |
| 2016-02-01 | UNP    | Union Pacific                         | D | -2.90 | 0.50  |        |                           |   |      |       |
| 2016-02-01 | UTX    | United Technologies                   | D | -2.88 | 0.20  | MAS    | Masco                     | A | 2.24 | 0.20  |
| 2016-02-01 | WDC    | Western Digital                       | D | -2.93 | 0.20  |        |                           |   |      |       |
| 2016-02-01 | TEF    | Telefonica                            | D | -2.88 | 0.50  | GMCR   | Keurig Green Mountain     | A | 2.37 | 0.50  |
| 2016-02-01 | PNR    | Pentair                               | D | -2.89 | 0.80  | TSS    | Total System Services     | A | 2.23 | 0.80  |
| 2016-02-01 | AES    | Aes                                   | D | -2.89 | 0.90  | TE     | Teco Energy               | A | 2.26 | 0.90  |
| 2016-02-01 | CSCO   | Cisco Systems                         | D | -2.87 | 1.10  | NVDA   | Nvidia                    | A | 2.25 | 1.10  |
| 2016-02-01 | L      | Loews                                 | D | -2.85 | 1.30  | ICE    | Intercontinental Exchange | A | 2.24 | 1.30  |
| 2016-02-01 | FD     | Macy's                                | D | -2.91 | 0.70  |        |                           |   |      |       |
| 2016-02-01 | QCOM   | Qualcomm                              | D | -2.89 | 1.20  | ADBE   | Adobe Systems             | A | 2.25 | 1.20  |
| 2016-02-01 | GILD   | Gilead Sciences                       | D | -2.89 | 0.50  | BCR    | C R Bard                  | A | 2.32 | 0.50  |

| Date       | Ticker | Name                                  | R | SM    | W (%) | Ticker | Name                            | R | SM   | W (%) |
|------------|--------|---------------------------------------|---|-------|-------|--------|---------------------------------|---|------|-------|
| 2016-02-01 | KSS    | Kohl's                                | D | -2.90 | 1.10  | CVC    | Cablevision Systems Corp        | A | 2.30 | 1.10  |
| 2016-02-01 | EIX    | Edison International                  | C | -1.83 | 0.80  | GAS    | AGL Resources                   | A | 2.23 | 0.80  |
| 2016-02-01 | PEP    | Pepsico                               | C | -1.84 | 1.10  | MNST   | Monster Beverage                | A | 2.44 | 1.10  |
| 2016-02-01 | VIAB   | Viacom                                | D | -2.91 | 0.20  |        |                                 |   |      |       |
| 2016-02-01 | JPM    | Jpmorgan Chase                        | C | -1.85 | 3.30  | AIZ    | Assurant                        | A | 2.23 | 3.30  |
| 2016-02-01 | CP     | Canadian Pacific Railway              | D | -2.89 | 0.30  | STZ    | Constellation Brands            | A | 2.31 | 0.30  |
| 2016-02-01 | TWX    | Time Warner                           | D | -2.87 | 0.30  | LB     | L Brands                        | A | 2.30 | 0.30  |
| 2016-02-01 | C      | Citigroup                             | D | -2.87 | 1.10  | O      | Realty Income                   | A | 2.22 | 1.10  |
| 2016-02-01 | AMP    | Ameriprise Financial                  | D | -2.89 | 0.80  | TRV    | Travelers Companies             | A | 2.22 | 0.80  |
| 2016-02-01 | XOM    | Exxon Mobil                           | D | -2.85 | 2.50  | VLO    | Valero Energy                   | A | 2.19 | 2.50  |
| 2016-02-01 | EXC    | Exelon                                | D | -2.85 | 0.30  | WEC    | Wec Energy                      | A | 2.22 | 0.30  |
| 2016-02-01 | LVS    | Las Vegas Sands                       | D | -2.87 | 0.80  | SBUX   | Starbucks                       | A | 2.28 | 0.80  |
| 2016-02-01 | CVX    | Chevron                               | D | -2.86 | 1.50  | NFX    | Newfield Exploration            | A | 2.17 | 1.50  |
| 2016-02-01 | UPS    | United Parcel Service                 | D | -2.85 | 1.10  | RTN    | Raytheon                        | A | 2.22 | 1.10  |
| 2016-02-01 | SLF    | Sun Life Financial                    | C | -1.86 | 0.50  | CI     | Cigna                           | A | 2.29 | 0.50  |
| 2016-02-01 | OZM    | Och-ziff Capital Management Group Llc | D | -2.93 | 0.20  |        |                                 |   |      |       |
| 2016-02-01 | RDS.A  | Royal Dutch Shell Adr                 | D | -2.91 | 1.40  |        |                                 |   |      |       |
| 2016-02-01 | TEL    | Te Connectivity                       | C | -1.87 | 0.20  | HON    | Honeywell International         | A | 2.20 | 0.20  |
| 2016-02-01 | CNQ    | Canadian Natural Resources            | D | -2.86 | 0.80  | NKE    | Nike                            | A | 2.28 | 0.80  |
| 2016-02-01 | NWSA   | News                                  | D | -2.86 | 0.50  | HD     | The Home Depot                  | A | 2.28 | 0.50  |
| 2016-02-01 | FOXA   | Twenty-first Century Fox              | D | -2.88 | 1.30  | LOW    | Lowe's Companies                | A | 2.27 | 1.30  |
| 2016-03-01 | ADI    | Analog Devices                        | D | -2.85 | 0.80  | FB     | Facebook                        | A | 2.32 | 0.80  |
| 2016-03-01 | MET    | Metlife                               | D | -2.88 | 1.50  | EXR    | Extra Space Storage             | A | 2.79 | 1.50  |
| 2016-03-01 | ADM    | Archer Daniels Midland                | D | -2.89 | 1.10  | SNA    | Snap-on                         | A | 2.52 | 1.10  |
| 2016-03-01 | HES    | Hess                                  | D | -2.88 | 1.10  | TSO    | Tesoro                          | A | 2.29 | 1.10  |
| 2016-03-01 | APA    | Apache                                | D | -2.87 | 1.40  | FSLR   | First Solar                     | A | 2.28 | 1.40  |
| 2016-03-01 | APC    | Anadarko Petroleum                    | D | -2.93 | 0.40  |        |                                 |   |      |       |
| 2016-03-01 | SPLS   | Staples                               | D | -2.92 | 0.30  |        |                                 |   |      |       |
| 2016-03-01 | ANTM   | Anthem                                | D | -2.87 | 1.10  | HSIC   | Henry Schein                    | A | 2.55 | 1.10  |
| 2016-03-01 | AXP    | American Express                      | D | -2.88 | 1.10  | EFX    | Equifax                         | A | 2.60 | 1.10  |
| 2016-03-01 | BA     | Boeing                                | D | -2.87 | 1.80  | FISV   | Fiserv                          | A | 2.61 | 1.80  |
| 2016-03-01 | BAC    | Bank Of America                       | D | -2.88 | 1.50  | NDAQ   | Nasdaq                          | A | 2.50 | 1.50  |
| 2016-03-01 | BK     | Bank Of New York Mellon               | D | -2.86 | 0.80  | CB     | Chubb                           | A | 2.30 | 0.80  |
| 2016-03-01 | RBS    | Royal Bank Of Scotland                | D | -2.91 | 0.50  |        |                                 |   |      |       |
| 2016-03-01 | CM-CSA | Comcast                               | D | -2.85 | 0.90  | AMZN   | Amazon.com                      | A | 2.34 | 0.90  |
| 2016-03-01 | RYN    | Rayonier                              | D | -2.85 | 0.50  | PSA    | Public Storage                  | A | 2.28 | 0.50  |
| 2016-03-01 | CMI    | Cummins                               | D | -2.88 | 0.40  | NOC    | Northrop Grumman                | A | 2.50 | 0.40  |
| 2016-03-01 | DE     | Deere                                 | D | -2.86 | 1.00  | MAS    | Masco                           | A | 2.27 | 1.00  |
| 2016-03-01 | DIS    | Walt Disney                           | D | -2.87 | 0.60  | CVC    | Cablevision Systems Corp        | A | 2.31 | 0.60  |
| 2016-03-01 | EMC    | EMC Corp                              | D | -2.84 | 0.80  | VRSN   | Verisign                        | A | 2.31 | 0.80  |
| 2016-03-01 | ETN    | Eaton                                 | D | -2.87 | 0.00  | ALLE   | Allegion                        | A | 2.27 | 0.00  |
| 2016-03-01 | FITB   | Fifth Third Bancorp                   | D | -2.87 | 0.50  | EQIX   | Equinix Inc                     | A | 2.24 | 0.50  |
| 2016-03-01 | STT    | State Street                          | D | -2.88 | 1.00  | O      | Realty Income                   | A | 2.23 | 1.00  |
| 2016-03-01 | MAC    | Macerich                              | D | -2.86 | 0.10  | TRV    | Travelers Companies             | A | 2.22 | 0.10  |
| 2016-03-01 | IBM    | IBM                                   | D | -2.87 | 0.10  | NVDA   | Nvidia                          | A | 2.28 | 0.10  |
| 2016-03-01 | MS     | Morgan Stanley                        | D | -2.89 | 1.20  | HIG    | The Hartford Financial Services | A | 2.22 | 1.20  |
| 2016-03-01 | IP     | International Paper                   | D | -2.89 | 1.20  | NEM    | Newmont Mining                  | A | 2.27 | 1.20  |
| 2016-03-01 | JCI    | Johnson Controls                      | D | -2.88 | 0.80  | ATVI   | Activision Blizzard             | A | 2.51 | 0.80  |
| 2016-03-01 | MRK    | Merck & Co                            | D | -2.86 | 1.40  | EW     | Edwards Lifesciences            | A | 2.46 | 1.40  |
| 2016-03-01 | NTRS   | Northern Trust                        | D | -2.86 | 1.30  | CINF   | Cincinnati Financial            | A | 2.21 | 1.30  |

| Date       | Ticker | Name   | R | SM    | W (%) | Ticker | Name                              | R | SM   | W (%) |
|------------|--------|--|---|-------|-------|--------|-----------------------------------|---|------|-------|
| 2016-03-01 | NUE    | Nucor  | D | -2.86 | 1.00  | ARG    | Airgas Inc                        | A | 2.27 | 1.00  |
| 2016-03-01 | F      | Ford Motor   | D | -2.86 | 0.10  | HRL    | Hormel Foods                      | A | 2.50 | 0.10  |
| 2016-03-01 | OXY    | Occidental Petroleum                                     | D | -2.85 | 0.90  | VLO    | Valero Energy                     | A | 2.17 | 0.90  |
| 2016-03-01 | PFE    | Pfizer   | D | -2.86 | 2.10  | BCR    | C R Bard                          | A | 2.33 | 2.10  |
| 2016-03-01 | PNC    | Pnc Financial Services                                   | D | -2.86 | 0.80  | ICE    | Intercontinental Exchange         | A | 2.21 | 0.80  |
| 2016-03-01 | TXN    | Texas Instruments  | C | -1.85 | 1.10  | GOOGL  | Alphabet                          | A | 2.25 | 1.10  |
| 2016-03-01 | UNP    | Union Pacific  | D | -2.89 | 0.60  | TSS    | Total System Services             | A | 2.26 | 0.60  |
| 2016-03-01 | UTX    | United Technologies                                      | D | -2.87 | 0.20  | RTN    | Raytheon                          | A | 2.22 | 0.20  |
| 2016-03-01 | VMC    | Vulcan Materials Co                                      | C | -1.84 | 1.10  | FAST   | Fastenal                          | A | 2.21 | 1.10  |
| 2016-03-01 | WDC    | Western Digital  | D | -2.93 | 0.20  | AIZ    | Assurant                          | A | 2.20 | 1.20  |
| 2016-03-01 | WFC    | Wells Fargo  | D | -2.85 | 1.20  | KIM    | Kimco Realty                      | A | 2.20 | 0.80  |
| 2016-03-01 | WY     | Weyerhaeuser   | D | -2.86 | 0.80  | TSN    | Tyson Foods                       | A | 2.29 | 0.50  |
| 2016-03-01 | TEF    | Telefonica   | D | -2.89 | 0.50  | DHR    | Danaher                           | A | 2.21 | 0.90  |
| 2016-03-01 | PNR    | Pentair  | D | -2.88 | 0.90  | TE     | Teco Energy                       | A | 2.26 | 0.90  |
| 2016-03-01 | AES    | Aes  | D | -2.88 | 0.90  | KLAC   | Kla-tencor                        | A | 2.25 | 1.20  |
| 2016-03-01 | CSCO   | Cisco Systems  | D | -2.85 | 1.20  | FRT    | Federal Realty Investment Trust   | A | 2.20 | 1.30  |
| 2016-03-01 | L      | Loews  | D | -2.85 | 1.30  | SBUX   | Starbucks                         | A | 2.28 | 0.70  |
| 2016-03-01 | FD     | Macy's   | D | -2.90 | 0.70  | NKE    | Nike                              | A | 2.28 | 0.30  |
| 2016-03-01 | VOD    | Vodafone   | D | -2.84 | 0.30  | ADBE   | Adobe Systems                     | A | 2.24 | 1.30  |
| 2016-03-01 | QCOM   | Qualcomm   | D | -2.88 | 1.30  | CI     | Cigna                             | A | 2.31 | 0.50  |
| 2016-03-01 | GILD   | Gilead Sciences  | D | -2.88 | 0.50  | RAI    | Reynolds American                 | A | 2.42 | 1.10  |
| 2016-03-01 | PEP    | Pepsico  | C | -1.84 | 1.10  | AVB    | Avalonbay Communities             | A | 2.19 | 3.30  |
| 2016-03-01 | VIAB   | Viacom   | D | -2.93 | 0.20  | SWK    | Stanley Black & Decker            | A | 2.27 | 0.30  |
| 2016-03-01 | JPM    | Jpmorgan Chase   | D | -2.85 | 3.30  | HD     | The Home Depot                    | A | 2.27 | 0.20  |
| 2016-03-01 | CP     | Canadian Pacific Railway                                 | D | -2.89 | 0.30  | CCI    | Crown Castle Intl Corp            | A | 2.18 | 0.50  |
| 2016-03-01 | TWX    | Time Warner  | D | -2.88 | 0.20  | AIV    | Apartment Investment & Management | A | 2.17 | 1.00  |
| 2016-03-01 | USB    | Us Bancorp   | D | -2.85 | 0.50  | ESS    | Essex Property Trust              | A | 2.17 | 0.70  |
| 2016-03-01 | C      | Citigroup  | D | -2.88 | 1.00  | LB     | L Brands                          | A | 2.27 | 0.90  |
| 2016-03-01 | AMP    | Ameriprise Financial                                     | D | -2.89 | 0.70  | STZ    | Constellation Brands              | A | 2.29 | 1.40  |
| 2016-03-01 | LVS    | Las Vegas Sands  | D | -2.85 | 0.90  | HON    | Honeywell International           | A | 2.21 | 1.10  |
| 2016-03-01 | CVX    | Chevron  | D | -2.85 | 1.40  | KORS   | Michael Kors                      | A | 2.27 | 0.50  |
| 2016-03-01 | UPS    | United Parcel Service                                    | D | -2.85 | 1.10  | GMCR   | Keurig Green Mountain             | A | 2.38 | 0.70  |
| 2016-03-01 | SLF    | Sun Life Financial Och-ziff Capital Management Group Llc | C | -1.85 | 0.50  | WM     | Waste Management                  | A | 2.21 | 0.20  |
| 2016-03-01 | OZM    | Management Group Llc                                     | D | -2.94 | 0.10  | AVY    | Avery Dennison                    | A | 2.27 | 0.80  |
| 2016-03-01 | GM     | General Motors   | D | -2.86 | 0.70  | COST   | Costco Wholesale                  | A | 2.23 | 0.40  |
| 2016-03-01 | RDS.A  | Royal Dutch Shell Adr                                    | D | -2.91 | 1.50  | CCL    | Carnival                          | A | 2.23 | 1.30  |
| 2016-03-01 | TEL    | Te Connectivity  | D | -2.87 | 0.20  | EXR    | Extra Space Storage               | A | 2.88 | 1.60  |
| 2016-03-01 | CNQ    | Canadian Natural Resources                               | D | -2.86 | 0.80  | FSLR   | First Solar                       | A | 2.28 | 0.90  |
| 2016-03-01 | NWSA   | News Twenty-first Century Fox                            | D | -2.89 | 0.40  | EFX    | Equifax                           | A | 2.66 | 1.30  |
| 2016-03-01 | FOXA   | Century Fox  | D | -2.88 | 1.30  | FISV   | Fiserv                            | A | 2.64 | 1.90  |
| 2016-04-01 | MET    | Metlife  | D | -2.87 | 1.60  | NDAQ   | Nasdaq                            | A | 2.52 | 1.40  |
| 2016-04-01 | HES    | Hess   | D | -2.86 | 0.90  | PSA    | Public Storage                    | A | 2.30 | 0.90  |
| 2016-04-01 | APC    | Anadarko Petroleum                                       | D | -2.92 | 0.30  |        |                                   |   |      |       |
| 2016-04-01 | SPLS   | Staples  | D | -2.90 | 0.30  |        |                                   |   |      |       |
| 2016-04-01 | AXP    | American Express   | D | -2.87 | 1.30  |        |                                   |   |      |       |
| 2016-04-01 | BA     | Boeing   | D | -2.87 | 1.90  |        |                                   |   |      |       |
| 2016-04-01 | BAC    | Bank Of America  | D | -2.88 | 1.40  |        |                                   |   |      |       |
| 2016-04-01 | BK     | Bank Of New York Mellon                                  | D | -2.86 | 0.90  |        |                                   |   |      |       |
| 2016-04-01 | RBS    | Royal Bank Of Scotland                                   | D | -2.91 | 0.50  |        |                                   |   |      |       |

| Date       | Ticker | Name   | R | SM    | W (%) | Ticker | Name                            | R | SM   | W (%) |
|------------|--------|--|---|-------|-------|--------|---------------------------------|---|------|-------|
| 2016-04-01 | DE     | Deere  | D | -2.87 | 0.90  | NOC    | Northrop Grumman                | A | 2.52 | 0.90  |
| 2016-04-01 | DIS    | Walt Disney  | D | -2.86 | 0.60  | AMZN   | Amazon.com                      | A | 2.35 | 0.60  |
| 2016-04-01 | FITB   | Fifth Third Bancorp                                      | D | -2.86 | 0.60  | UDR    | Udr                             | A | 2.27 | 0.60  |
| 2016-04-01 | STT    | State Street   | D | -2.88 | 1.10  | EQIX   | Equinix Inc                     | A | 2.25 | 1.10  |
| 2016-04-01 | MAC    | Macerich   | C | -1.84 | 0.10  | O      | Realty Income                   | A | 2.24 | 0.10  |
| 2016-04-01 | MS     | Morgan Stanley   | D | -2.90 | 1.30  | TRV    | Travelers Companies             | A | 2.24 | 1.30  |
| 2016-04-01 | IP     | International Paper                                      | D | -2.88 | 1.40  | AVY    | Avery Dennison                  | A | 2.29 | 1.40  |
| 2016-04-01 | JCI    | Johnson Controls   | D | -2.88 | 0.50  | SNA    | Snap-on                         | A | 2.55 | 0.50  |
| 2016-04-01 | MRK    | Merck & Co   | D | -2.86 | 1.20  | HSIC   | Henry Schein                    | A | 2.56 | 1.20  |
| 2016-04-01 | NTRS   | Northern Trust   | D | -2.85 | 1.30  | HIG    | The Hartford Financial Services | A | 2.23 | 1.30  |
| 2016-04-01 | PFE    | Pfizer   | D | -2.86 | 2.10  | EW     | Edwards Lifesciences            | A | 2.47 | 2.10  |
| 2016-04-01 | PNC    | Pnc Financial Services                                   | D | -2.86 | 0.70  | CINF   | Cincinnati Financial            | A | 2.22 | 0.70  |
| 2016-04-01 | TXN    | Texas Instruments  | C | -1.84 | 1.10  | FB     | Facebook                        | A | 2.34 | 1.10  |
| 2016-04-01 | UNP    | Union Pacific  | D | -2.89 | 0.70  | MAS    | Masco                           | A | 2.30 | 0.70  |
| 2016-04-01 | CF     | Cf Industries  | D | -2.92 | 0.60  |        |                                 |   |      |       |
| 2016-04-01 | WDC    | Western Digital  | D | -2.93 | 0.50  |        |                                 |   |      |       |
| 2016-04-01 | WFC    | Wells Fargo  | D | -2.85 | 1.20  | VTR    | Ventas                          | A | 2.22 | 1.20  |
| 2016-04-01 | TEF    | Telefonica   | D | -2.89 | 0.50  | HRL    | Hormel Foods                    | A | 2.51 | 0.50  |
| 2016-04-01 | PNR    | Pentair  | D | -2.87 | 0.90  | TSS    | Total System Services           | A | 2.28 | 0.90  |
| 2016-04-01 | VOD    | Vodafone   | D | -2.84 | 0.30  | RAI    | Reynolds American               | A | 2.42 | 0.30  |
| 2016-04-01 | GILD   | Gilead Sciences  | D | -2.87 | 0.60  | BCR    | C R Bard                        | A | 2.35 | 0.60  |
| 2016-04-01 | VIAB   | Viacom   | D | -2.92 | 0.00  |        |                                 |   |      |       |
| 2016-04-01 | JPM    | Jpmorgan Chase   | D | -2.85 | 3.10  | AIZ    | Assurant                        | A | 2.22 | 3.10  |
| 2016-04-01 | CP     | Canadian Pacific Railway                                 | D | -2.88 | 0.50  | VRSN   | Verisign                        | A | 2.32 | 0.50  |
| 2016-04-01 | USB    | Us Bancorp   | D | -2.85 | 0.30  | ICE    | Intercontinental Exchange       | A | 2.21 | 0.30  |
| 2016-04-01 | C      | Citigroup  | D | -2.87 | 1.10  | KIM    | Kimco Realty                    | A | 2.21 | 1.10  |
| 2016-04-01 | AMP    | Ameriprise Financial                                     | D | -2.89 | 1.20  | FRT    | Federal Realty Investment Trust | A | 2.21 | 1.20  |
| 2016-04-01 | SLF    | Sun Life Financial Och-ziff Capital Management Group Llc | C | -1.85 | 0.10  | NVDA   | Nvidia                          | A | 2.31 | 0.10  |
| 2016-04-01 | OZM    | Management Group Llc                                     | D | -2.95 | 0.10  |        |                                 |   |      |       |
| 2016-04-01 | GM     | General Motors   | D | -2.86 | 0.70  | ATVI   | Activision Blizzard             | A | 2.54 | 0.70  |
| 2016-04-01 | RDS.A  | Royal Dutch Shell Adr                                    | D | -2.90 | 1.70  |        |                                 |   |      |       |
| 2016-04-01 | TEL    | Te Connectivity  | D | -2.86 | 0.20  | ALLE   | Allegion                        | A | 2.27 | 0.20  |
| 2016-04-01 | NWSA   | News   | D | -2.86 | 0.70  | CVC    | Cablevision Systems Corp        | A | 2.31 | 0.70  |
| 2016-04-01 | FOXA   | Twenty-first Century Fox                                 | D | -2.88 | 1.30  | WYNN   | Wynn Resorts                    | A | 2.31 | 1.30  |
| 2016-05-02 | MET    | Metlife  | D | -2.87 | 1.60  | EXR    | Extra Space Storage             | A | 2.82 | 1.60  |
| 2016-05-02 | APC    | Anadarko Petroleum                                       | D | -2.91 | 0.40  |        |                                 |   |      |       |
| 2016-05-02 | AXP    | American Express   | D | -2.87 | 1.40  | EFX    | Equifax                         | A | 2.68 | 1.40  |
| 2016-05-02 | BAC    | Bank Of America  | D | -2.87 | 1.50  | NDAQ   | Nasdaq                          | A | 2.49 | 1.50  |
| 2016-05-02 | RBS    | Royal Bank Of Scotland                                   | D | -2.91 | 0.50  |        |                                 |   |      |       |
| 2016-05-02 | DIS    | Walt Disney  | D | -2.86 | 0.60  | ULTA   | Ulta Beauty                     | A | 2.41 | 0.60  |
| 2016-05-02 | STT    | State Street   | D | -2.87 | 1.10  | PSA    | Public Storage                  | A | 2.28 | 1.10  |
| 2016-05-02 | MAC    | Macerich   | D | -2.84 | 0.10  | EQIX   | Equinix Inc                     | A | 2.26 | 0.10  |
| 2016-05-02 | MS     | Morgan Stanley   | D | -2.89 | 1.30  | UDR    | Udr                             | A | 2.25 | 1.30  |
| 2016-05-02 | NTRS   | Northern Trust   | D | -2.84 | 1.40  | AIZ    | Assurant                        | A | 2.24 | 1.40  |
| 2016-05-02 | PFE    | Pfizer   | D | -2.85 | 2.30  | HSIC   | Henry Schein                    | A | 2.56 | 2.30  |
| 2016-05-02 | PNC    | Pnc Financial Services                                   | D | -2.85 | 0.70  | O      | Realty Income                   | A | 2.23 | 0.70  |
| 2016-05-02 | UNP    | Union Pacific  | D | -2.88 | 0.80  | FISV   | Fiserv                          | A | 2.61 | 0.80  |
| 2016-05-02 | CF     | Cf Industries  | D | -2.92 | 0.70  |        |                                 |   |      |       |
| 2016-05-02 | WDC    | Western Digital  | D | -2.94 | 0.50  |        |                                 |   |      |       |
| 2016-05-02 | WFC    | Wells Fargo  | D | -2.85 | 1.20  | IRM    | Iron Mountain                   | A | 2.23 | 1.20  |
| 2016-05-02 | TEF    | Telefonica   | D | -2.89 | 0.50  | NOC    | Northrop Grumman                | A | 2.54 | 0.50  |
| 2016-05-02 | GILD   | Gilead Sciences  | D | -2.85 | 0.60  | EW     | Edwards Lifesciences            | A | 2.56 | 0.60  |

| Date       | Ticker | Name                                  | R | SM    | W (%) | Ticker | Name                            | R | SM   | W (%) |
|------------|--------|---------------------------------------|---|-------|-------|--------|---------------------------------|---|------|-------|
| 2016-05-02 | KSS    | Kohl's                                | D | -2.85 | 0.90  | AMZN   | Amazon.com                      | A | 2.40 | 0.90  |
| 2016-05-02 | VIAB   | Viacom                                | D | -2.92 | 0.00  |        |                                 |   |      |       |
| 2016-05-02 | JPM    | Jpmorgan Chase                        | D | -2.84 | 3.20  | HIG    | The Hartford Financial Services | A | 2.23 | 3.20  |
| 2016-05-02 | USB    | Us Bancorp                            | D | -2.84 | 0.30  | TRV    | Travelers Companies             | A | 2.22 | 0.30  |
| 2016-05-02 | C      | Citigroup                             | D | -2.86 | 1.20  | CINF   | Cincinnati Financial            | A | 2.22 | 1.20  |
| 2016-05-02 | AMP    | Ameriprise Financial                  | D | -2.88 | 1.20  | ICE    | Intercontinental Exchange       | A | 2.22 | 1.20  |
| 2016-05-02 | OZM    | Och-ziff Capital Management Group Llc | D | -2.95 | 0.10  |        |                                 |   |      |       |
| 2016-05-02 | GM     | General Motors                        | D | -2.85 | 0.70  | ATVI   | Activision Blizzard             | A | 2.55 | 0.70  |
| 2016-05-02 | NWSA   | News                                  | D | -2.87 | 0.60  | CVC    | Cablevision Systems Corp        | A | 2.32 | 0.60  |
| 2016-06-01 | MET    | Metlife                               | D | -2.87 | 1.60  | EXR    | Extra Space Storage             | A | 2.87 | 1.60  |
| 2016-06-01 | APC    | Anadarko Petroleum                    | D | -2.91 | 0.40  |        |                                 |   |      |       |
| 2016-06-01 | BAC    | Bank Of America                       | D | -2.87 | 1.50  | EFX    | Equifax                         | A | 2.71 | 1.50  |
| 2016-06-01 | RBS    | Royal Bank Of Scotland                | D | -2.90 | 0.50  |        |                                 |   |      |       |
| 2016-06-01 | DIS    | Walt Disney                           | D | -2.87 | 0.60  | ALK    | Alaska Air                      | A | 2.68 | 0.60  |
| 2016-06-01 | STT    | State Street                          | D | -2.87 | 1.10  | NDAQ   | Nasdaq                          | A | 2.51 | 1.10  |
| 2016-06-01 | HRS    | Harris                                | D | -2.85 | 1.10  | NVDA   | Nvidia                          | A | 2.40 | 1.10  |
| 2016-06-01 | MS     | Morgan Stanley                        | D | -2.89 | 1.30  | PSA    | Public Storage                  | A | 2.28 | 1.30  |
| 2016-06-01 | NTRS   | Northern Trust                        | D | -2.83 | 1.40  | EQIX   | Equinix Inc                     | A | 2.28 | 1.40  |
| 2016-06-01 | PNC    | Pnc Financial Services                | D | -2.85 | 0.70  | NAVI   | Navient                         | A | 2.27 | 0.70  |
| 2016-06-01 | UNP    | Union Pacific                         | D | -2.89 | 0.80  | FISV   | Fiserv                          | A | 2.65 | 0.80  |
| 2016-06-01 | CF     | Cf Industries                         | D | -2.93 | 0.50  |        |                                 |   |      |       |
| 2016-06-01 | WFC    | Wells Fargo                           | D | -2.85 | 1.20  | DLR    | Digital Realty Trust            | A | 2.25 | 1.20  |
| 2016-06-01 | TEF    | Telefonica                            | D | -2.89 | 0.40  | NOC    | Northrop Grumman                | A | 2.55 | 0.40  |
| 2016-06-01 | FD     | Macy's                                | D | -2.88 | 0.50  | ULTA   | Ulta Beauty                     | A | 2.46 | 0.50  |
| 2016-06-01 | GILD   | Gilead Sciences                       | D | -2.86 | 0.50  | HSIC   | Henry Schein                    | A | 2.56 | 0.50  |
| 2016-06-01 | KSS    | Kohl's                                | D | -2.88 | 0.70  | AMZN   | Amazon.com                      | A | 2.42 | 0.70  |
| 2016-06-01 | VIAB   | Viacom                                | D | -2.92 | 0.00  |        |                                 |   |      |       |
| 2016-06-01 | JPM    | Jpmorgan Chase                        | D | -2.84 | 3.30  | UDR    | Udr                             | A | 2.25 | 3.30  |
| 2016-06-01 | USB    | Us Bancorp                            | D | -2.84 | 0.30  | ICE    | Intercontinental Exchange       | A | 2.24 | 0.30  |
| 2016-06-01 | C      | Citigroup                             | D | -2.86 | 1.20  | AIZ    | Assurant                        | A | 2.24 | 1.20  |
| 2016-06-01 | AMP    | Ameriprise Financial                  | D | -2.88 | 1.20  | O      | Realty Income                   | A | 2.23 | 1.20  |
| 2016-06-01 | OZM    | Och-ziff Capital Management Group Llc | D | -2.95 | 0.10  |        |                                 |   |      |       |
| 2016-06-01 | GM     | General Motors                        | D | -2.86 | 0.70  | ATVI   | Activision Blizzard             | A | 2.61 | 0.70  |
| 2016-06-01 | NWSA   | News                                  | D | -2.87 | 0.60  | CVC    | Cablevision Systems Corp        | A | 2.33 | 0.60  |
| 2016-07-01 | AAPL   | Apple                                 | D | -2.88 | 0.30  | NVDA   | Nvidia                          | A | 2.40 | 0.30  |
| 2016-07-01 | ADI    | Analog Devices                        | D | -2.84 | 0.80  | FB     | Facebook                        | A | 2.34 | 0.80  |
| 2016-07-01 | MET    | Metlife                               | D | -2.89 | 1.40  | EXR    | Extra Space Storage             | A | 2.85 | 1.40  |
| 2016-07-01 | SPLS   | Staples                               | D | -2.87 | 0.20  | ULTA   | Ulta Beauty                     | A | 2.48 | 0.20  |
| 2016-07-01 | BAC    | Bank Of America                       | D | -2.88 | 1.20  | EFX    | Equifax                         | A | 2.72 | 1.20  |
| 2016-07-01 | RBS    | Royal Bank Of Scotland                | D | -2.93 | 0.40  |        |                                 |   |      |       |
| 2016-07-01 | DIS    | Walt Disney                           | D | -2.87 | 0.60  | AMZN   | Amazon.com                      | A | 2.42 | 0.60  |
| 2016-07-01 | STT    | State Street                          | D | -2.89 | 1.10  | EQIX   | Equinix Inc                     | A | 2.30 | 1.10  |
| 2016-07-01 | MS     | Morgan Stanley                        | D | -2.89 | 1.50  | DLR    | Digital Realty Trust            | A | 2.29 | 1.50  |
| 2016-07-01 | MSFT   | Microsoft                             | C | -1.85 | 2.00  | VRSN   | Verisign                        | A | 2.30 | 2.00  |
| 2016-07-01 | NTRS   | Northern Trust                        | D | -2.85 | 1.20  | O      | Realty Income                   | A | 2.27 | 1.20  |
| 2016-07-01 | PNC    | Pnc Financial Services                | D | -2.86 | 0.70  | UDR    | Udr                             | A | 2.26 | 0.70  |
| 2016-07-01 | CF     | Cf Industries                         | D | -2.94 | 0.60  |        |                                 |   |      |       |
| 2016-07-01 | WDC    | Western Digital                       | D | -2.85 | 0.80  | ADBE   | Adobe Systems                   | A | 2.26 | 0.80  |
| 2016-07-01 | WFC    | Wells Fargo                           | D | -2.86 | 1.20  | VTR    | Ventas                          | A | 2.25 | 1.20  |
| 2016-07-01 | TEF    | Telefonica                            | D | -2.90 | 0.40  | NOC    | Northrop Grumman                | A | 2.57 | 0.40  |
| 2016-07-01 |        | Carnival                              | C | -1.85 | 0.70  | EW     | Edwards Lifesciences            | A | 2.51 | 0.70  |

| Date       | Ticker | Name                                  | R | SM    | W (%) | Ticker | Name                 | R | SM   | W (%) |
|------------|--------|---------------------------------------|---|-------|-------|--------|----------------------|---|------|-------|
| 2016-07-01 | FD     | Macy's                                | D | -2.88 | 0.50  | WYNN   | Wynn Resorts         | A | 2.30 | 0.50  |
| 2016-07-01 | GILD   | Gilead Sciences                       | D | -2.86 | 0.60  | HSIC   | Henry Schein         | A | 2.58 | 0.60  |
| 2016-07-01 | KSS    | Kohl's                                | D | -2.87 | 0.80  | HD     | The Home Depot       | A | 2.28 | 0.80  |
| 2016-07-01 | JPM    | Jpmorgan Chase                        | D | -2.85 | 3.10  | IRM    | Iron Mountain        | A | 2.25 | 3.10  |
| 2016-07-01 | CP     | Canadian Pacific Railway              | D | -2.86 | 0.40  | FCX    | Freeport-mcmoran     | A | 2.51 | 0.40  |
| 2016-07-01 | USB    | Us Bancorp                            | D | -2.85 | 0.30  | CINF   | Cincinnati Financial | A | 2.25 | 0.30  |
| 2016-07-01 | C      | Citigroup                             | D | -2.87 | 1.10  | AIZ    | Assurant             | A | 2.24 | 1.10  |
| 2016-07-01 | AMP    | Ameriprise Financial                  | D | -2.89 | 1.10  | NAVI   | Navient              | A | 2.24 | 1.10  |
| 2016-07-01 | OZM    | Och-ziff Capital Management Group Llc | D | -2.95 | 0.10  |        |                      |   |      |       |
| 2016-07-01 | GM     | General Motors                        | D | -2.87 | 0.50  | ATVI   | Activision Blizzard  | A | 2.63 | 0.50  |
| 2016-07-01 | TEL    | Te Connectivity                       | D | -2.85 | 0.30  | FISV   | Fiserv               | A | 2.67 | 0.30  |
| 2016-07-01 | NWSA   | News                                  | D | -2.88 | 0.70  | DLTR   | Dollar Tree          | A | 2.25 | 0.70  |
| 2016-08-01 | MET    | Metlife                               | D | -2.88 | 1.50  | EXR    | Extra Space Storage  | A | 2.81 | 1.50  |
| 2016-08-01 | HES    | Hess                                  | C | -1.86 | 0.80  | SWN    | Southwestern Energy  | A | 2.45 | 0.80  |
| 2016-08-01 | SPLS   | Staples                               | D | -2.86 | 0.20  | ULTA   | Ulta Beauty          | A | 2.51 | 0.20  |
| 2016-08-01 | ANTM   | Anthem                                | D | -2.85 | 1.10  | EW     | Edwards Lifesciences | A | 2.59 | 1.10  |
| 2016-08-01 | BAC    | Bank Of America                       | D | -2.87 | 1.30  | EFX    | Equifax              | A | 2.74 | 1.30  |
| 2016-08-01 | RBS    | Royal Bank Of Scotland                | D | -2.92 | 0.40  |        |                      |   |      |       |
| 2016-08-01 | DIS    | Walt Disney                           | D | -2.84 | 0.60  | AMZN   | Amazon.com           | A | 2.45 | 0.60  |
| 2016-08-01 | CF     | Cf Industries                         | D | -2.94 | 0.60  |        |                      |   |      |       |
| 2016-08-01 | TEF    | Telefonica                            | D | -2.89 | 0.40  | FISV   | Fiserv               | A | 2.68 | 0.40  |
| 2016-08-01 |        | Carnival                              | C | -1.84 | 0.70  | ATVI   | Activision Blizzard  | A | 2.63 | 0.70  |
| 2016-08-01 | FD     | Macy's                                | D | -2.87 | 0.50  | WYNN   | Wynn Resorts         | A | 2.32 | 0.50  |
| 2016-08-01 | GILD   | Gilead Sciences                       | D | -2.87 | 0.50  | HSIC   | Henry Schein         | A | 2.59 | 0.50  |
| 2016-08-01 | KSS    | Kohl's                                | D | -2.86 | 0.80  | HD     | The Home Depot       | A | 2.30 | 0.80  |
| 2016-08-01 | C      | Citigroup                             | D | -2.87 | 1.10  | EQIX   | Equinix Inc          | A | 2.29 | 1.10  |
| 2016-08-01 | OZM    | Och-ziff Capital Management Group Llc | D | -2.96 | 0.10  |        |                      |   |      |       |
| 2016-09-01 | MET    | Metlife                               | D | -2.88 | 1.50  | EXR    | Extra Space Storage  | A | 2.76 | 1.50  |
| 2016-09-01 | HES    | Hess                                  | C | -1.86 | 0.80  | CHK    | Chesapeake Energy    | A | 2.66 | 0.80  |
| 2016-09-01 | SPLS   | Staples                               | D | -2.87 | 0.20  | ULTA   | Ulta Beauty          | A | 2.48 | 0.20  |
| 2016-09-01 | ANTM   | Anthem                                | D | -2.86 | 1.00  | EW     | Edwards Lifesciences | A | 2.60 | 1.00  |
| 2016-09-01 | RBS    | Royal Bank Of Scotland                | D | -2.92 | 0.40  |        |                      |   |      |       |
| 2016-09-01 | DIS    | Walt Disney                           | D | -2.84 | 0.50  | AMZN   | Amazon.com           | A | 2.45 | 0.50  |
| 2016-09-01 | LUV    | Southwest Airlines                    | D | -2.88 | 0.30  | WYNN   | Wynn Resorts         | A | 2.30 | 0.30  |
| 2016-09-01 | CF     | Cf Industries                         | D | -2.94 | 0.60  |        |                      |   |      |       |
| 2016-09-01 | TEF    | Telefonica                            | D | -2.89 | 0.40  | EFX    | Equifax              | A | 2.75 | 0.40  |
| 2016-09-01 | GILD   | Gilead Sciences                       | D | -2.87 | 0.50  | BCR    | C R Bard             | A | 2.37 | 0.50  |
| 2016-09-01 | OZM    | Och-ziff Capital Management Group Llc | D | -2.95 | 0.10  |        |                      |   |      |       |
| 2016-09-01 | FOXA   | Twenty-first Century Fox              | D | -2.87 | 1.10  | HD     | The Home Depot       | A | 2.29 | 1.10  |
| 2016-10-03 | HES    | Hess                                  | C | -1.85 | 1.00  | CHK    | Chesapeake Energy    | A | 2.67 | 1.00  |
| 2016-10-03 | SPLS   | Staples                               | D | -2.87 | 0.10  | AMZN   | Amazon.com           | A | 2.49 | 0.10  |
| 2016-10-03 | ANTM   | Anthem                                | D | -2.86 | 1.20  | EW     | Edwards Lifesciences | A | 2.62 | 1.20  |
| 2016-10-03 | RBS    | Royal Bank Of Scotland                | D | -2.93 | 0.40  |        |                      |   |      |       |
| 2016-10-03 | CCL    | Carnival                              | D | -2.83 | 0.70  | ULTA   | Ulta Beauty          | A | 2.46 | 0.70  |
| 2016-10-03 | DIS    | Walt Disney                           | D | -2.85 | 0.50  | WYNN   | Wynn Resorts         | A | 2.32 | 0.50  |
| 2016-10-03 | LUV    | Southwest Airlines                    | D | -2.87 | 0.30  | HD     | The Home Depot       | A | 2.28 | 0.30  |
| 2016-10-03 | OXY    | Occidental Petroleum                  | C | -1.85 | 0.80  | WMB    | Williams Companies   | A | 2.46 | 0.80  |
| 2016-10-03 | CF     | Cf Industries                         | D | -2.94 | 0.60  |        |                      |   |      |       |
| 2016-10-03 | WFC    | Wells Fargo                           | D | -2.86 | 1.10  | EFX    | Equifax              | A | 2.76 | 1.10  |
| 2016-10-03 | GILD   | Gilead Sciences                       | D | -2.87 | 0.50  | STJ    | St Jude Medical Inc  | A | 2.27 | 0.50  |
| 2016-10-03 | BMJ    | Bristol-myers Squibb                  | D | -2.88 | 0.80  | COO    | Cooper Companies     | A | 2.24 | 0.80  |



| Date       | Ticker | Name                        | R | SM    | W (%) | Ticker | Name                   | R | SM   | W (%) |
|------------|--------|-----------------------------|---|-------|-------|--------|------------------------|---|------|-------|
| 2016-10-03 | FOX    | Twenty-first Century Fox    | D | -2.86 | 1.20  | DNB    | Dun & Bradstreet       | A | 2.26 | 1.20  |
| 2016-11-01 | FE     | Firstenergy                 | C | -1.85 | 1.00  | OKE    | Oneok                  | A | 2.43 | 1.00  |
| 2016-11-01 | HES    | Hess                        | D | -2.87 | 0.90  | CHK    | Chesapeake Energy      | A | 2.56 | 0.90  |
| 2016-11-01 | SPLS   | Staples                     | D | -2.89 | 0.10  | ULTA   | Ulta Beauty            | A | 2.47 | 0.10  |
| 2016-11-01 | ANTM   | Anthem                      | D | -2.86 | 1.20  | EW     | Edwards Lifesciences   | A | 2.48 | 1.20  |
| 2016-11-01 | RBS    | Royal Bank Of Scotland      | D | -2.92 | 0.40  |        |                        |   |      |       |
| 2016-11-01 | CCL    | Carnival                    | D | -2.84 | 0.70  | AMZN   | Amazon.com             | A | 2.46 | 0.70  |
| 2016-11-01 | CM-CSA | Comcast                     | C | -1.85 | 1.20  | WYNN   | Wynn Resorts           | A | 2.32 | 1.20  |
| 2016-11-01 | DIS    | Walt Disney                 | D | -2.85 | 0.50  | HD     | The Home Depot         | A | 2.26 | 0.50  |
| 2016-11-01 | EQT    | Eq                          | C | -1.86 | 0.30  | WMB    | Williams Companies     | A | 2.43 | 0.30  |
| 2016-11-01 | K      | Kellogg                     | C | -1.86 | 0.60  | ATVI   | Activision Blizzard    | A | 2.67 | 0.60  |
| 2016-11-01 | LUV    | Southwest Airlines          | D | -2.84 | 0.30  | PCLN   | The Priceline          | A | 2.25 | 0.30  |
| 2016-11-01 | NI     | Nisource                    | C | -1.86 | 1.20  | AWK    | American Water Works   | A | 2.25 | 1.20  |
| 2016-11-01 | PCG    | Pg&e                        | C | -1.84 | 1.40  | SCG    | Scana                  | A | 2.25 | 1.40  |
| 2016-11-01 | PFE    | Pfizer                      | C | -1.86 | 2.10  | STJ    | St Jude Medical Inc    | A | 2.26 | 2.10  |
| 2016-11-01 | CF     | Cf Industries               | D | -2.94 | 0.70  |        |                        |   |      |       |
| 2016-11-01 | WFC    | Wells Fargo                 | D | -2.85 | 1.20  | EFX    | Equifax                | A | 2.70 | 1.20  |
| 2016-11-01 | ETR    | Entergy                     | C | -1.85 | 0.60  | CNP    | Centerpoint Energy     | A | 2.22 | 0.60  |
| 2016-11-01 | PNR    | Pentair                     | C | -1.86 | 0.60  | GPN    | Global Payments        | A | 2.35 | 0.60  |
| 2016-11-01 | GILD   | Gilead Sciences             | D | -2.88 | 0.50  | COO    | Cooper Companies       | A | 2.24 | 0.50  |
| 2016-11-01 | EIX    | Edison International        | C | -1.85 | 1.00  | CMS    | Cms Energy             | A | 2.22 | 1.00  |
| 2016-11-01 | BMJ    | Bristol-myers Squibb        | D | -2.89 | 0.80  | BAX    | Baxter International   | A | 2.23 | 0.80  |
| 2016-11-01 | COTY   | Coty                        | D | -2.89 | 0.10  | RAI    | Reynolds American      | A | 2.45 | 0.10  |
| 2016-11-01 | MKC    | Mccormick                   | C | -1.85 | 0.10  | STZ    | Constellation Brands   | A | 2.33 | 0.10  |
| 2016-11-01 | XOM    | Exxon Mobil                 | C | -1.85 | 2.60  | DVN    | Devon Energy           | A | 2.34 | 2.60  |
| 2016-11-01 | VZ     | Verizon Communications      | C | -1.86 | 1.50  | NVDA   | Nvidia                 | A | 2.60 | 1.50  |
| 2016-11-01 | PM     | Philip Morris International | C | -1.85 | 0.20  | TSN    | Tyson Foods            | A | 2.32 | 0.20  |
| 2016-11-01 | RDS.A  | Royal Dutch Shell Adr       | C | -1.84 | 1.80  | MRO    | Marathon Oil           | A | 2.33 | 1.80  |
| 2016-11-01 | FOX    | Twenty-first Century Fox    | D | -2.86 | 1.30  | UAL    | United Continental     | A | 2.25 | 1.30  |
| 2016-12-01 | FE     | Firstenergy                 | C | -1.86 | 0.90  | OKE    | Oneok                  | A | 2.48 | 0.90  |
| 2016-12-01 | HES    | Hess                        | D | -2.85 | 1.00  | CHK    | Chesapeake Energy      | A | 2.74 | 1.00  |
| 2016-12-01 | ANTM   | Anthem                      | D | -2.83 | 1.40  | EW     | Edwards Lifesciences   | A | 2.42 | 1.40  |
| 2016-12-01 | DIS    | Walt Disney                 | D | -2.84 | 0.50  | ULTA   | Ulta Beauty            | A | 2.50 | 0.50  |
| 2016-12-01 | K      | Kellogg                     | C | -1.86 | 0.50  | ATVI   | Activision Blizzard    | A | 2.56 | 0.50  |
| 2016-12-01 | NI     | Nisource                    | C | -1.86 | 1.10  | AWK    | American Water Works   | A | 2.25 | 1.10  |
| 2016-12-01 | OXY    | Occidental Petroleum        | C | -1.84 | 0.70  | WMB    | Williams Companies     | A | 2.45 | 0.70  |
| 2016-12-01 | PCG    | Pg&e                        | C | -1.85 | 1.20  | SCG    | Scana                  | A | 2.24 | 1.20  |
| 2016-12-01 | PFE    | Pfizer                      | C | -1.86 | 2.00  | STJ    | St Jude Medical Inc    | A | 2.27 | 2.00  |
| 2016-12-01 | ETR    | Entergy                     | C | -1.86 | 0.50  | CNP    | Centerpoint Energy     | A | 2.23 | 0.50  |
| 2016-12-01 | TEF    | Telefonica                  | D | -2.86 | 0.30  | NVDA   | Nvidia                 | A | 2.76 | 0.30  |
| 2016-12-01 | PNR    | Pentair                     | C | -1.85 | 0.60  | URI    | United Rentals         | A | 2.40 | 0.60  |
| 2016-12-01 | VOD    | Vodafone                    | C | -1.87 | 0.30  | FCX    | Freeport-mcmoran       | A | 2.67 | 0.30  |
| 2016-12-01 | GILD   | Gilead Sciences             | D | -2.88 | 0.50  | UNH    | Unitedhealth           | A | 2.24 | 0.50  |
| 2016-12-01 | EIX    | Edison International        | C | -1.85 | 0.90  | CMS    | Cms Energy             | A | 2.21 | 0.90  |
| 2016-12-01 | BMJ    | Bristol-myers Squibb        | D | -2.88 | 0.80  | DGX    | Quest Diagnostics      | A | 2.24 | 0.80  |
| 2016-12-01 | COTY   | Coty                        | D | -2.91 | 0.10  |        |                        |   |      |       |
| 2016-12-01 | MKC    | Mccormick                   | C | -1.86 | 0.10  | RAI    | Reynolds American      | A | 2.45 | 0.10  |
| 2016-12-01 | XOM    | Exxon Mobil                 | C | -1.85 | 2.50  | DVN    | Devon Energy           | A | 2.43 | 2.50  |
| 2016-12-01 | VZ     | Verizon Communications      | C | -1.85 | 1.50  | LVLT   | Level 3 Communications | A | 2.20 | 1.50  |

| Date       | Ticker | Name                                  | R | SM    | W (%) | Ticker | Name                   | R | SM   | W (%) |
|------------|--------|---------------------------------------|---|-------|-------|--------|------------------------|---|------|-------|
| 2016-12-01 | PM     | Philip Morris International           | C | -1.86 | 0.20  | STZ    | Constellation Brands   | A | 2.30 | 0.20  |
| 2016-12-01 | GXP    | Great Plains Energy                   | D | -2.87 | 0.20  | LNT    | Alliant Energy         | A | 2.21 | 0.20  |
| 2016-12-01 | FOX    | Twenty-first Century Fox              | D | -2.85 | 1.30  | AMZN   | Amazon.com             | A | 2.43 | 1.30  |
| 2017-01-02 | FE     | Firstenergy                           | D | -2.86 | 0.60  | OKE    | Oneok                  | A | 2.51 | 0.60  |
| 2017-01-02 | BDX    | Becton Dickinson                      | C | -1.85 | 0.70  | EW     | Edwards Lifesciences   | A | 2.49 | 0.70  |
| 2017-01-02 | EQR    | Equity Residential                    | D | -2.87 | 0.60  | CMA    | Comerica               | A | 2.37 | 0.60  |
| 2017-01-02 | JNJ    | Johnson & Johnson                     | C | -1.85 | 1.80  | STJ    | St Jude Medical Inc    | A | 2.27 | 1.80  |
| 2017-01-02 | K      | Kellogg                               | C | -1.86 | 0.50  | ATVI   | Activision Blizzard    | A | 2.57 | 0.50  |
| 2017-01-02 | MAT    | Mattel                                | C | -1.87 | 0.90  | RAI    | Reynolds American      | A | 2.47 | 0.90  |
| 2017-01-02 | MDT    | Medtronic                             | C | -1.87 | 0.60  | DGX    | Quest Diagnostics      | A | 2.25 | 0.60  |
| 2017-01-02 | NI     | Nisource                              | C | -1.86 | 1.10  | SCG    | Scana                  | A | 2.25 | 1.10  |
| 2017-01-02 | OXY    | Occidental Petroleum                  | C | -1.84 | 1.00  | CHK    | Chesapeake Energy      | A | 2.74 | 1.00  |
| 2017-01-02 | PCG    | Pg&e                                  | C | -1.85 | 1.30  | AWK    | American Water Works   | A | 2.25 | 1.30  |
| 2017-01-02 | PFE    | Pfizer                                | C | -1.85 | 2.10  | UNH    | Unitedhealth           | A | 2.24 | 2.10  |
| 2017-01-02 | SO     | Southern                              | C | -1.85 | 0.30  | CNP    | Centerpoint Energy     | A | 2.24 | 0.30  |
| 2017-01-02 | PNR    | Pentair                               | C | -1.86 | 0.60  | URI    | United Rentals         | A | 2.41 | 0.60  |
| 2017-01-02 | AES    | Aes                                   | C | -1.85 | 0.90  | LNT    | Alliant Energy         | A | 2.22 | 0.90  |
| 2017-01-02 | VOD    | Vodafone                              | D | -2.86 | 0.30  | NVDA   | Nvidia                 | A | 2.92 | 0.30  |
| 2017-01-02 | GILD   | Gilead Sciences                       | D | -2.88 | 0.50  | COO    | Cooper Companies       | A | 2.24 | 0.50  |
| 2017-01-02 | EIX    | Edison International                  | C | -1.85 | 0.90  | CMS    | Cms Energy             | A | 2.22 | 0.90  |
| 2017-01-02 | WSH    | Willis Group Holdings                 | C | -1.85 | 0.50  | ZION   | Zions Bancorp          | A | 2.36 | 0.50  |
| 2017-01-02 | BMJ    | Bristol-myers Squibb                  | D | -2.87 | 0.80  | SYK    | Stryker                | A | 2.23 | 0.80  |
| 2017-01-02 | COTY   | Coty                                  | D | -2.91 | 0.50  |        |                        |   |      |       |
| 2017-01-02 | PM     | Philip Morris International           | C | -1.85 | 0.40  | STZ    | Constellation Brands   | A | 2.31 | 0.40  |
| 2017-01-02 | GXP    | Great Plains Energy                   | D | -2.86 | 0.00  | DTE    | Dte Energy             | A | 2.21 | 0.00  |
| 2017-01-02 | OZM    | Och-ziff Capital Management Group Llc | D | -2.88 | 0.10  | LNC    | Lincoln National       | A | 2.36 | 0.10  |
| 2017-02-01 | FE     | Firstenergy                           | D | -2.86 | 0.60  | OKE    | Oneok                  | A | 2.48 | 0.60  |
| 2017-02-01 | BDX    | Becton Dickinson                      | C | -1.84 | 0.80  | EW     | Edwards Lifesciences   | A | 2.51 | 0.80  |
| 2017-02-01 | EQR    | Equity Residential                    | D | -2.88 | 0.60  | LNC    | Lincoln National       | A | 2.37 | 0.60  |
| 2017-02-01 | CTL    | Centurylink                           | D | -2.87 | 0.40  | LVL    | Level 3 Communications | A | 2.22 | 0.40  |
| 2017-02-01 | JNJ    | Johnson & Johnson                     | C | -1.85 | 1.70  | IDXX   | Idexx Laboratories     | A | 2.30 | 1.70  |
| 2017-02-01 | K      | Kellogg                               | D | -2.86 | 0.50  | ATVI   | Activision Blizzard    | A | 2.64 | 0.50  |
| 2017-02-01 | MAT    | Mattel                                | D | -2.88 | 0.80  | RAI    | Reynolds American      | A | 2.50 | 0.80  |
| 2017-02-01 | MDT    | Medtronic                             | D | -2.86 | 0.60  | COO    | Cooper Companies       | A | 2.26 | 0.60  |
| 2017-02-01 | NI     | Nisource                              | D | -2.86 | 1.10  | NRG    | Nrg Energy             | A | 2.28 | 1.10  |
| 2017-02-01 | OXY    | Occidental Petroleum                  | C | -1.85 | 0.90  | CHK    | Chesapeake Energy      | A | 2.67 | 0.90  |
| 2017-02-01 | PCG    | Pg&e                                  | C | -1.84 | 1.30  | CNP    | Centerpoint Energy     | A | 2.26 | 1.30  |
| 2017-02-01 | PFE    | Pfizer                                | C | -1.86 | 2.00  | DGX    | Quest Diagnostics      | A | 2.25 | 2.00  |
| 2017-02-01 | SO     | Southern                              | D | -2.85 | 0.30  | AWK    | American Water Works   | A | 2.25 | 0.30  |
| 2017-02-01 | WMT    | Wal-mart Stores                       | C | -1.85 | 0.80  | ULTA   | Ulta Beauty            | A | 2.53 | 0.80  |
| 2017-02-01 | PNR    | Pentair                               | C | -1.85 | 0.60  | URI    | United Rentals         | A | 2.50 | 0.60  |
| 2017-02-01 | AES    | Aes                                   | C | -1.86 | 0.90  | CMS    | Cms Energy             | A | 2.22 | 0.90  |
| 2017-02-01 | VOD    | Vodafone                              | D | -2.87 | 0.30  | NVDA   | Nvidia                 | A | 2.98 | 0.30  |
| 2017-02-01 | GILD   | Gilead Sciences                       | D | -2.88 | 0.50  | BSX    | Boston Scientific      | A | 2.25 | 0.50  |
| 2017-02-01 | EIX    | Edison International                  | C | -1.85 | 0.90  | DTE    | Dte Energy             | A | 2.21 | 0.90  |
| 2017-02-01 | WSH    | Willis Group Holdings                 | C | -1.84 | 0.50  | CMA    | Comerica               | A | 2.37 | 0.50  |
| 2017-02-01 | BMJ    | Bristol-myers Squibb                  | D | -2.89 | 0.70  | UNH    | Unitedhealth           | A | 2.25 | 0.70  |
| 2017-02-01 | COTY   | Coty                                  | D | -2.90 | 0.50  |        |                        |   |      |       |
| 2017-02-01 | PM     | Philip Morris International           | D | -2.85 | 0.40  | STZ    | Constellation Brands   | A | 2.30 | 0.40  |

| Date       | Ticker | Name                                  | R | SM    | W (%) | Ticker | Name                         | R | SM   | W (%) |
|------------|--------|---------------------------------------|---|-------|-------|--------|------------------------------|---|------|-------|
| 2017-02-01 | GXP    | Great Plains Energy                   | D | -2.86 | 0.00  | PEG    | Public Service Enterprise    | A | 2.19 | 0.00  |
| 2017-02-01 | OZM    | Och-ziff Capital Management Group Llc | D | -2.87 | 0.10  | ZION   | Zions Bancorp                | A | 2.36 | 0.10  |
| 2017-03-01 | FE     | Firstenergy                           | D | -2.86 | 0.60  | OKE    | Oneok                        | A | 2.49 | 0.60  |
| 2017-03-01 | APA    | Apache                                | C | -1.87 | 0.80  | WMB    | Williams Companies Level 3   | A | 2.43 | 0.80  |
| 2017-03-01 | CTL    | Centurylink                           | D | -2.88 | 0.40  | LVLT   | Communications               | A | 2.21 | 0.40  |
| 2017-03-01 | K      | Kellogg                               | D | -2.86 | 0.50  | ATVI   | Activision Blizzard          | A | 2.74 | 0.50  |
| 2017-03-01 | MAT    | Mattel                                | D | -2.88 | 0.80  | RAI    | Reynolds American            | A | 2.52 | 0.80  |
| 2017-03-01 | OXY    | Occidental Petroleum                  | D | -2.85 | 0.90  | DVN    | Devon Energy                 | A | 2.40 | 0.90  |
| 2017-03-01 | SO     | Southern                              | D | -2.85 | 0.30  | NRG    | Nrg Energy                   | A | 2.28 | 0.30  |
| 2017-03-01 | VMC    | Vulcan Materials Co                   | C | -1.85 | 0.80  | URI    | United Rentals               | A | 2.51 | 0.80  |
| 2017-03-01 | PNR    | Pentair                               | C | -1.85 | 0.60  | CSX    | Csx                          | A | 2.37 | 0.60  |
| 2017-03-01 | AES    | Aes                                   | C | -1.86 | 0.90  | CNP    | Centerpoint Energy           | A | 2.27 | 0.90  |
| 2017-03-01 | FD     | Macy's                                | D | -2.88 | 0.50  | ULTA   | Ulta Beauty                  | A | 2.54 | 0.50  |
| 2017-03-01 | VOD    | Vodafone                              | D | -2.86 | 0.30  | NVDA   | Nvidia                       | A | 2.89 | 0.30  |
| 2017-03-01 | GILD   | Gilead Sciences                       | D | -2.89 | 0.40  | IDXX   | Idexx Laboratories           | A | 2.36 | 0.40  |
| 2017-03-01 | COTY   | Coty                                  | D | -2.90 | 0.50  |        |                              |   |      |       |
| 2017-03-01 | LVS    | Las Vegas Sands                       | C | -1.85 | 1.00  | AMZN   | Amazon.com                   | A | 2.50 | 1.00  |
| 2017-04-03 | FE     | Firstenergy                           | D | -2.86 | 0.10  | OKE    | Oneok                        | A | 2.49 | 0.10  |
| 2017-04-03 | HES    | Hess                                  | D | -2.88 | 0.90  | WMB    | Williams Companies           | A | 2.45 | 0.90  |
| 2017-04-03 | APA    | Apache                                | C | -1.87 | 0.80  | KMI    | Kinder Morgan Level 3        | A | 2.30 | 0.80  |
| 2017-04-03 | CTL    | Centurylink                           | D | -2.88 | 0.40  | LVLT   | Communications               | A | 2.21 | 0.40  |
| 2017-04-03 | EQT    | Eq                                    | D | -2.86 | 0.20  | CXO    | Concho Resources             | A | 2.30 | 0.20  |
| 2017-04-03 | GE     | General Electric                      | D | -2.85 | 1.70  | URI    | United Rentals               | A | 2.48 | 1.70  |
| 2017-04-03 | MAT    | Mattel                                | D | -2.88 | 0.80  | ATVI   | Activision Blizzard          | A | 2.78 | 0.80  |
| 2017-04-03 | F      | Ford Motor                            | C | -1.85 | 0.40  | RAI    | Reynolds American            | A | 2.52 | 0.40  |
| 2017-04-03 | OXY    | Occidental Petroleum                  | D | -2.86 | 1.30  | HAL    | Halliburton                  | A | 2.29 | 1.30  |
| 2017-04-03 | TYC    | Tyco International                    | C | -1.85 | 1.60  | MTD    | Mettler Toledo International | A | 2.36 | 1.60  |
| 2017-04-03 | VMC    | Vulcan Materials Co                   | C | -1.85 | 0.80  | CSX    | Csx                          | A | 2.35 | 0.80  |
| 2017-04-03 | AES    | Aes                                   | C | -1.86 | 0.70  | NRG    | Nrg Energy                   | A | 2.32 | 0.70  |
| 2017-04-03 | FD     | Macy's                                | D | -2.89 | 0.40  | ULTA   | Ulta Beauty                  | A | 2.55 | 0.40  |
| 2017-04-03 | GILD   | Gilead Sciences                       | D | -2.89 | 0.80  | IDXX   | Idexx Laboratories           | A | 2.38 | 0.80  |
| 2017-04-03 | KSS    | Kohl's                                | D | -2.89 | 0.60  | AMZN   | Amazon.com                   | A | 2.52 | 0.60  |
| 2017-04-03 | BMJ    | Bristol-myers Squibb                  | D | -2.85 | 0.90  | INCY   | Incyte                       | A | 2.37 | 0.90  |
| 2017-04-03 | COTY   | Coty                                  | D | -2.91 | 0.50  |        |                              |   |      |       |
| 2017-04-03 | XOM    | Exxon Mobil                           | D | -2.85 | 2.50  | EOG    | Eog Resources                | A | 2.27 | 2.50  |
| 2017-04-03 | VZ     | Verizon Communications                | D | -2.85 | 2.00  | T      | At&t                         | A | 2.19 | 2.00  |
| 2017-04-03 | LVS    | Las Vegas Sands                       | C | -1.85 | 1.00  | UAL    | United Continental           | A | 2.32 | 1.00  |
| 2017-05-01 | FE     | Firstenergy                           | D | -2.87 | 0.10  | OKE    | Oneok                        | A | 2.47 | 0.10  |
| 2017-05-01 | HES    | Hess                                  | D | -2.88 | 0.90  | WMB    | Williams Companies           | A | 2.46 | 0.90  |
| 2017-05-01 | APA    | Apache                                | D | -2.88 | 0.80  | CXO    | Concho Resources Level 3     | A | 2.29 | 0.80  |
| 2017-05-01 | CTL    | Centurylink                           | D | -2.87 | 0.50  | LVLT   | Communications               | A | 2.22 | 0.50  |
| 2017-05-01 | EQT    | Eq                                    | D | -2.87 | 0.20  | HAL    | Halliburton                  | A | 2.27 | 0.20  |
| 2017-05-01 | GE     | General Electric                      | D | -2.85 | 1.60  | URI    | United Rentals               | A | 2.42 | 1.60  |
| 2017-05-01 | K      | Kellogg                               | D | -2.84 | 0.50  | ATVI   | Activision Blizzard          | A | 2.83 | 0.50  |
| 2017-05-01 | MAT    | Mattel                                | D | -2.89 | 0.70  | RAI    | Reynolds American            | A | 2.54 | 0.70  |
| 2017-05-01 | F      | Ford Motor                            | D | -2.85 | 0.40  | STZ    | Constellation Brands         | A | 2.35 | 0.40  |
| 2017-05-01 | OXY    | Occidental Petroleum                  | D | -2.86 | 1.20  | BHI    | Baker Hughes                 | A | 2.26 | 1.20  |
| 2017-05-01 | TYC    | Tyco International                    | C | -1.85 | 1.60  | CSX    | Csx                          | A | 2.39 | 1.60  |
| 2017-05-01 | VMC    | Vulcan Materials Co                   | C | -1.85 | 0.80  | MTD    | Mettler Toledo International | A | 2.38 | 0.80  |
| 2017-05-01 | CF     | Cf Industries                         | C | -1.88 | 0.70  | FCX    | Freeport-mcmoran             | A | 2.56 | 0.70  |
| 2017-05-01 | AES    | Aes                                   | C | -1.86 | 0.70  | NRG    | Nrg Energy                   | A | 2.28 | 0.70  |

| Date       | Ticker | Name                                  | R | SM    | W (%) | Ticker | Name                         | R | SM   | W (%) |
|------------|--------|---------------------------------------|---|-------|-------|--------|------------------------------|---|------|-------|
| 2017-05-01 | FD     | Macy's                                | D | -2.89 | 0.40  | ULTA   | Ulta Beauty                  | A | 2.55 | 0.40  |
| 2017-05-01 | VOD    | Vodafone                              | D | -2.84 | 0.30  | AMD    | Advanced Micro Devices       | A | 3.00 | 0.30  |
| 2017-05-01 | GILD   | Gilead Sciences                       | D | -2.89 | 0.80  | IDXX   | Idexx Laboratories           | A | 2.41 | 0.80  |
| 2017-05-01 | KSS    | Kohl's                                | D | -2.89 | 0.60  | AMZN   | Amazon.com                   | A | 2.55 | 0.60  |
| 2017-05-01 | BMJ    | Bristol-myers Squibb                  | D | -2.84 | 1.00  | INCY   | Incyte                       | A | 2.33 | 1.00  |
| 2017-05-01 | COTY   | Coty                                  | D | -2.91 | 0.50  |        |                              |   |      |       |
| 2017-05-01 | XOM    | Exxon Mobil                           | D | -2.85 | 2.50  | EOG    | Eog Resources                | A | 2.25 | 2.50  |
| 2017-05-01 | VZ     | Verizon Communications                | D | -2.86 | 1.90  | T      | At&t                         | A | 2.18 | 1.90  |
| 2017-05-01 | OZM    | Och-ziff Capital Management Group Llc | D | -2.89 | 0.10  | CMA    | Comerica                     | A | 2.38 | 0.10  |
| 2017-06-01 | FE     | Firstenergy                           | D | -2.87 | 0.10  | OKE    | Oneok                        | A | 2.44 | 0.10  |
| 2017-06-01 | ADM    | Archer Daniels Midland                | C | -1.85 | 1.10  | ATVI   | Activision Blizzard          | A | 2.94 | 1.10  |
| 2017-06-01 | HES    | Hess                                  | D | -2.88 | 0.90  | WMB    | Williams Companies           | A | 2.43 | 0.90  |
| 2017-06-01 | APA    | Apache                                | D | -2.88 | 0.80  | CXO    | Concho Resources             | A | 2.29 | 0.80  |
| 2017-06-01 | AVP    | Avon Products                         | D | -2.92 | 0.10  |        |                              |   |      |       |
| 2017-06-01 | CA     | Ca                                    | D | -2.85 | 0.20  | NVDA   | Nvidia                       | A | 3.00 | 0.20  |
| 2017-06-01 | RYN    | Rayonier                              | C | -1.84 | 0.80  | CMA    | Comerica                     | A | 2.37 | 0.80  |
| 2017-06-01 | CTL    | Centurylink                           | D | -2.87 | 0.50  | LVLTL  | Level 3 Communications       | A | 2.23 | 0.50  |
| 2017-06-01 | EQT    | Eq                                    | D | -2.87 | 0.20  | MPC    | Marathon Petroleum           | A | 2.25 | 0.20  |
| 2017-06-01 | GE     | General Electric                      | D | -2.86 | 1.50  | MTD    | Mettler Toledo International | A | 2.44 | 1.50  |
| 2017-06-01 | K      | Kellogg                               | D | -2.84 | 0.50  | RAI    | Reynolds American            | A | 2.56 | 0.50  |
| 2017-06-01 | MAT    | Mattel                                | D | -2.89 | 0.70  | STZ    | Constellation Brands         | A | 2.38 | 0.70  |
| 2017-06-01 | F      | Ford Motor                            | D | -2.85 | 0.40  | HAS    | Hasbro                       | A | 2.33 | 0.40  |
| 2017-06-01 | OXY    | Occidental Petroleum                  | D | -2.87 | 1.20  | BHI    | Baker Hughes                 | A | 2.24 | 1.20  |
| 2017-06-01 | PFE    | Pfizer                                | C | -1.84 | 1.80  | IDXX   | Idexx Laboratories           | A | 2.42 | 1.80  |
| 2017-06-01 | TYC    | Tyco International                    | C | -1.85 | 1.70  | URI    | United Rentals               | A | 2.42 | 1.70  |
| 2017-06-01 | CF     | Cf Industries                         | C | -1.88 | 0.70  | FCX    | Freeport-mcmoran             | A | 2.51 | 0.70  |
| 2017-06-01 | WFC    | Wells Fargo                           | C | -1.85 | 2.20  | LNC    | Lincoln National             | A | 2.36 | 2.20  |
| 2017-06-01 | AES    | Aes                                   | D | -2.85 | 0.70  | CNP    | Centerpoint Energy           | A | 2.29 | 0.70  |
| 2017-06-01 | FD     | Macy's                                | D | -2.91 | 0.40  |        |                              |   |      |       |
| 2017-06-01 | GILD   | Gilead Sciences                       | D | -2.89 | 0.70  | INCY   | Incyte                       | A | 2.34 | 0.70  |
| 2017-06-01 | KSS    | Kohl's                                | D | -2.89 | 0.60  | ULTA   | Ulta Beauty                  | A | 2.60 | 0.60  |
| 2017-06-01 | COTY   | Coty                                  | D | -2.90 | 0.50  |        |                              |   |      |       |
| 2017-06-01 | XOM    | Exxon Mobil                           | D | -2.85 | 2.40  | COG    | Cabot Oil & Gas              | A | 2.17 | 2.40  |
| 2017-06-01 | VZ     | Verizon Communications                | D | -2.86 | 1.90  | AMD    | Advanced Micro Devices       | A | 3.00 | 1.90  |
| 2017-06-01 | EXC    | Exelon                                | C | -1.84 | 0.80  | NRG    | Nrg Energy                   | A | 2.28 | 0.80  |
| 2017-06-01 | UPS    | United Parcel Service                 | D | -2.85 | 1.10  | CSX    | Csx                          | A | 2.41 | 1.10  |
| 2017-06-01 | OZM    | Och-ziff Capital Management Group Llc | D | -2.89 | 0.10  | ZION   | Zions Bancorp                | A | 2.34 | 0.10  |
| 2017-07-03 | ADM    | Archer Daniels Midland                | D | -2.86 | 1.10  | ATVI   | Activision Blizzard          | A | 2.89 | 1.10  |
| 2017-07-03 | HES    | Hess                                  | D | -2.88 | 0.90  | WMB    | Williams Companies           | A | 2.46 | 0.90  |
| 2017-07-03 | APA    | Apache                                | D | -2.88 | 0.90  | CXO    | Concho Resources             | A | 2.29 | 0.90  |
| 2017-07-03 | AVP    | Avon Products                         | D | -2.91 | 0.10  |        |                              |   |      |       |
| 2017-07-03 | RYN    | Rayonier                              | C | -1.84 | 0.80  | CMA    | Comerica                     | A | 2.40 | 0.80  |
| 2017-07-03 | EQT    | Eq                                    | D | -2.87 | 0.20  | MPC    | Marathon Petroleum           | A | 2.25 | 0.20  |
| 2017-07-03 | GE     | General Electric                      | D | -2.86 | 1.30  | MTD    | Mettler Toledo International | A | 2.44 | 1.30  |
| 2017-07-03 | K      | Kellogg                               | D | -2.85 | 0.40  | RAI    | Reynolds American            | A | 2.54 | 0.40  |
| 2017-07-03 | MAT    | Mattel                                | D | -2.90 | 0.60  | STZ    | Constellation Brands         | A | 2.39 | 0.60  |
| 2017-07-03 | F      | Ford Motor                            | D | -2.85 | 0.40  | HAS    | Hasbro                       | A | 2.35 | 0.40  |
| 2017-07-03 | OXY    | Occidental Petroleum                  | D | -2.86 | 1.20  | TSO    | Tesoro                       | A | 2.19 | 1.20  |
| 2017-07-03 | PFE    | Pfizer                                | C | -1.84 | 1.60  | ALGN   | Align Technology             | A | 2.42 | 1.60  |
| 2017-07-03 | CF     | Cf Industries                         | C | -1.87 | 0.90  | FCX    | Freeport-mcmoran             | A | 2.54 | 0.90  |

| Date       | Ticker | Name                       | R | SM    | W (%) | Ticker | Name                         | R | SM   | W (%) |
|------------|--------|----------------------------|---|-------|-------|--------|------------------------------|---|------|-------|
| 2017-07-03 | WFC    | Wells Fargo                | C | -1.84 | 2.50  | ZION   | Zions Bancorp                | A | 2.37 | 2.50  |
| 2017-07-03 | FP     | Total                      | C | -1.85 | 1.90  | AMD    | Advanced Micro Devices       | A | 3.00 | 1.90  |
| 2017-07-03 | TEF    | Telefonica                 | C | -1.85 | 0.40  | MU     | Micron Technology            | A | 2.51 | 0.40  |
| 2017-07-03 | FD     | Macy's                     | D | -2.91 | 0.40  |        |                              |   |      |       |
| 2017-07-03 | QCOM   | Qualcomm                   | C | -1.87 | 1.60  | NVDA   | Nvidia                       | A | 3.00 | 1.60  |
| 2017-07-03 | GILD   | Gilead Sciences            | D | -2.88 | 1.10  | IDXX   | Idexx Laboratories           | A | 2.39 | 1.10  |
| 2017-07-03 | KSS    | Kohl's                     | D | -2.89 | 0.60  | AMZN   | Amazon.com                   | A | 2.55 | 0.60  |
| 2017-07-03 | COTY   | Coty                       | D | -2.90 | 0.50  |        |                              |   |      |       |
| 2017-07-03 | XOM    | Exxon Mobil                | D | -2.85 | 2.60  | COG    | Cabot Oil & Gas              | A | 2.19 | 2.60  |
| 2017-07-03 | VZ     | Verizon Communications     | D | -2.86 | 1.90  | LVLTL  | Level 3 Communications       | A | 2.22 | 1.90  |
| 2017-07-03 | CVX    | Chevron                    | C | -1.85 | 1.10  | PSX    | Phillips 66                  | A | 2.18 | 1.10  |
| 2017-07-03 | FOX    | Twenty-first Century Fox   | C | -1.85 | 1.50  | ULTA   | Ulta Beauty                  | A | 2.55 | 1.50  |
| 2017-08-01 | ADM    | Archer Daniels Midland     | D | -2.85 | 1.10  | ATVI   | Activision Blizzard          | A | 2.98 | 1.10  |
| 2017-08-01 | HES    | Hess                       | D | -2.89 | 0.80  | WMB    | Williams Companies           | A | 2.47 | 0.80  |
| 2017-08-01 | APA    | Apache                     | D | -2.88 | 0.80  | CXO    | Concho Resources             | A | 2.30 | 0.80  |
| 2017-08-01 | AVP    | Avon Products              | D | -2.91 | 0.10  |        |                              |   |      |       |
| 2017-08-01 | GE     | General Electric           | D | -2.87 | 1.20  | URI    | United Rentals               | A | 2.45 | 1.20  |
| 2017-08-01 | K      | Kellogg                    | D | -2.85 | 0.40  | STZ    | Constellation Brands         | A | 2.40 | 0.40  |
| 2017-08-01 | MAT    | Mattel                     | D | -2.90 | 0.60  |        |                              |   |      |       |
| 2017-08-01 | OXY    | Occidental Petroleum       | D | -2.86 | 1.20  | MPC    | Marathon Petroleum           | A | 2.27 | 1.20  |
| 2017-08-01 | PFE    | Pfizer                     | C | -1.84 | 1.60  | ALGN   | Align Technology             | A | 2.48 | 1.60  |
| 2017-08-01 | WFC    | Wells Fargo                | C | -1.85 | 2.40  | LNC    | Lincoln National             | A | 2.40 | 2.40  |
| 2017-08-01 | FP     | Total                      | C | -1.85 | 1.90  | AMD    | Advanced Micro Devices       | A | 3.00 | 1.90  |
| 2017-08-01 | TEF    | Telefonica                 | C | -1.85 | 0.40  | FCX    | Freeport-mcmoran             | A | 2.65 | 0.40  |
| 2017-08-01 | FD     | Macy's                     | D | -2.91 | 0.40  |        |                              |   |      |       |
| 2017-08-01 | QCOM   | Qualcomm                   | C | -1.87 | 1.50  | NVDA   | Nvidia                       | A | 3.00 | 1.50  |
| 2017-08-01 | KSS    | Kohl's                     | D | -2.88 | 0.70  | AMZN   | Amazon.com                   | A | 2.58 | 0.70  |
| 2017-08-01 | TSN    | Tyson Foods                | D | -2.84 | 1.10  | HAS    | Hasbro                       | A | 2.33 | 1.10  |
| 2017-08-01 | FLS    | Flowserve                  | D | -2.87 | 0.40  | MTD    | Mettler Toledo International | A | 2.43 | 0.40  |
| 2017-08-01 | XOM    | Exxon Mobil                | D | -2.86 | 2.50  | TSO    | Tesoro                       | A | 2.20 | 2.50  |
| 2017-08-01 | CNQ    | Canadian Natural Resources | D | -2.86 | 0.40  | OKE    | Oneok                        | A | 2.50 | 0.40  |
| 2017-08-01 | FOX    | Twenty-first Century Fox   | C | -1.85 | 1.50  | ULTA   | Ulta Beauty                  | A | 2.50 | 1.50  |
| 2017-09-01 | ADI    | Analog Devices             | C | -1.84 | 0.30  | NVDA   | Nvidia                       | A | 3.00 | 0.30  |
| 2017-09-01 | ADM    | Archer Daniels Midland     | D | -2.85 | 1.10  | ATVI   | Activision Blizzard          | A | 3.00 | 1.10  |
| 2017-09-01 | HES    | Hess                       | D | -2.90 | 0.80  | WMB    | Williams Companies           | A | 2.45 | 0.80  |
| 2017-09-01 | APA    | Apache                     | D | -2.90 | 0.70  |        |                              |   |      |       |
| 2017-09-01 | AVP    | Avon Products              | D | -2.94 | 0.00  |        |                              |   |      |       |
| 2017-09-01 | CTL    | Centurylink                | D | -2.88 | 0.40  | LVLTL  | Level 3 Communications       | A | 2.20 | 0.40  |
| 2017-09-01 | EMR    | Emerson Electric           | C | -1.85 | 1.00  | URI    | United Rentals               | A | 2.46 | 1.00  |
| 2017-09-01 | GE     | General Electric           | D | -2.87 | 1.20  | MTD    | Mettler Toledo International | A | 2.45 | 1.20  |
| 2017-09-01 | K      | Kellogg                    | D | -2.85 | 0.40  | STZ    | Constellation Brands         | A | 2.41 | 0.40  |
| 2017-09-01 | MAT    | Mattel                     | D | -2.92 | 0.50  |        |                              |   |      |       |
| 2017-09-01 | OXY    | Occidental Petroleum       | D | -2.87 | 1.20  | MPC    | Marathon Petroleum           | A | 2.25 | 1.20  |
| 2017-09-01 | CB     | Chubb                      | C | -1.84 | 0.50  | LNC    | Lincoln National             | A | 2.37 | 0.50  |
| 2017-09-01 | SO     | Southern                   | D | -2.84 | 0.90  | OKE    | Oneok                        | A | 2.48 | 0.90  |
| 2017-09-01 | WFC    | Wells Fargo                | C | -1.86 | 2.30  | CMA    | Comerica                     | A | 2.37 | 2.30  |
| 2017-09-01 | WY     | Weyerhaeuser               | C | -1.85 | 0.70  | ZION   | Zions Bancorp                | A | 2.37 | 0.70  |
| 2017-09-01 | FP     | Total                      | C | -1.85 | 1.90  | FCX    | Freeport-mcmoran             | A | 2.67 | 1.90  |
| 2017-09-01 | TEF    | Telefonica                 | C | -1.86 | 0.40  | MU     | Micron Technology            | A | 2.57 | 0.40  |
| 2017-09-01 | AES    | Aes                        | D | -2.84 | 0.30  | NRG    | Nrg Energy                   | A | 2.42 | 0.30  |
| 2017-09-01 | FD     | Macy's                     | D | -2.92 | 0.30  |        |                              |   |      |       |
| 2017-09-01 | QCOM   | Qualcomm                   | D | -2.88 | 1.50  | AMD    | Advanced Micro Devices       | A | 3.00 | 1.50  |
| 2017-09-01 | GSK    | Glaxosmithkline            | D | -2.85 | 0.50  | FB     | Facebook                     | A | 2.51 | 0.50  |
| 2017-09-01 | FLS    | Flowserve                  | D | -2.87 | 0.40  | PKG    | Packaging Corp Of America    | A | 2.42 | 0.40  |
| 2017-09-01 | XOM    | Exxon Mobil                | D | -2.86 | 2.40  | TSO    | Tesoro                       | A | 2.21 | 2.40  |
| 2017-09-01 | CNQ    | Canadian Natural Resources | D | -2.86 | 0.40  | ALGN   | Align Technology             | A | 2.50 | 0.40  |

| Date       | Ticker | Name                        | R | SM    | W (%) | Ticker | Name                         | R | SM   | W (%) |
|------------|--------|-----------------------------|---|-------|-------|--------|------------------------------|---|------|-------|
| 2017-09-01 | FOX    | Twenty-first Century Fox    | C | -1.86 | 1.50  | AMZN   | Amazon.com                   | A | 2.57 | 1.50  |
| 2017-10-02 | APA    | Apache                      | D | -2.89 | 0.80  | WMB    | Williams Companies           | A | 2.45 | 0.80  |
| 2017-10-02 | CTL    | Centurylink                 | D | -2.88 | 0.40  | T      | At&t                         | B | 1.18 | 0.40  |
| 2017-10-02 | WR     | Westar Energy               | D | -2.85 | 0.00  | OKE    | Oneok                        | A | 2.49 | 0.00  |
| 2017-10-02 | GE     | General Electric            | D | -2.87 | 1.00  | URI    | United Rentals               | A | 2.54 | 1.00  |
| 2017-10-02 | GSK    | Glaxosmithkline Adr         | D | -2.85 | 0.30  | ALGN   | Align Technology             | A | 2.53 | 0.30  |
| 2017-10-02 | K      | Kellogg                     | D | -2.86 | 0.40  | ATVI   | Activision Blizzard          | A | 3.00 | 0.40  |
| 2017-10-02 | MAT    | Mattel                      | D | -2.93 | 0.50  |        |                              |   |      |       |
| 2017-10-02 | OXY    | Occidental Petroleum        | D | -2.86 | 1.20  | MPC    | Marathon Petroleum           | A | 2.26 | 1.20  |
| 2017-10-02 | SO     | Southern                    | D | -2.84 | 1.60  | NRG    | Nrg Energy                   | A | 2.43 | 1.60  |
| 2017-10-02 | TYC    | Tyco International          | D | -2.85 | 1.60  | MTD    | Mettler Toledo International | A | 2.47 | 1.60  |
| 2017-10-02 | VMC    | Vulcan Materials Co         | C | -1.85 | 0.70  | PKG    | Packaging Corp Of America    | A | 2.43 | 0.70  |
| 2017-10-02 | WFC    | Wells Fargo                 | C | -1.85 | 2.70  | CMA    | Comerica                     | A | 2.41 | 2.70  |
| 2017-10-02 | TEF    | Telefonica                  | C | -1.86 | 0.40  | AMD    | Advanced Micro Devices       | A | 3.00 | 0.40  |
| 2017-10-02 | FD     | Macy's                      | D | -2.92 | 0.10  |        |                              |   |      |       |
| 2017-10-02 | VOD    | Vodafone                    | C | -1.85 | 0.30  | MU     | Micron Technology            | A | 2.70 | 0.30  |
| 2017-10-02 | QCOM   | Qualcomm                    | D | -2.88 | 1.50  | NVDA   | Nvidia                       | A | 3.00 | 1.50  |
| 2017-10-02 | GSK    | Glaxosmithkline             | D | -2.85 | 0.70  | FCX    | Freeport-mcmoran             | A | 2.64 | 0.70  |
| 2017-10-02 | EIX    | Edison International        | C | -1.84 | 0.90  | CNP    | Centerpoint Energy           | A | 2.29 | 0.90  |
| 2017-10-02 | FLS    | Flowserve                   | D | -2.87 | 0.50  | CSX    | Csx                          | A | 2.40 | 0.50  |
| 2017-10-02 | CNQ    | Canadian Natural Resources  | D | -2.85 | 0.40  | ALB    | Albemarle                    | A | 2.54 | 0.40  |
| 2017-10-02 | FOX    | Twenty-first Century Fox    | C | -1.86 | 1.40  | AMZN   | Amazon.com                   | A | 2.56 | 1.40  |
| 2017-11-01 | APA    | Apache                      | D | -2.90 | 0.70  | MPC    | Marathon Petroleum           | A | 2.29 | 0.70  |
| 2017-11-01 | CM-CSA | Comcast                     | C | -1.86 | 1.20  | AMZN   | Amazon.com                   | A | 2.64 | 1.20  |
| 2017-11-01 | CTL    | Centurylink                 | D | -2.89 | 0.30  | T      | At&t                         | B | 1.16 | 0.30  |
| 2017-11-01 | DIS    | Walt Disney                 | D | -2.86 | 0.30  | NFLX   | Netflix                      | A | 2.39 | 0.30  |
| 2017-11-01 | GE     | General Electric            | D | -2.90 | 0.80  | URI    | United Rentals               | A | 2.55 | 0.80  |
| 2017-11-01 | GSK    | Glaxosmithkline Adr         | D | -2.86 | 0.30  | ALGN   | Align Technology             | A | 2.67 | 0.30  |
| 2017-11-01 | K      | Kellogg                     | D | -2.86 | 0.40  | ATVI   | Activision Blizzard          | A | 3.00 | 0.40  |
| 2017-11-01 | MAT    | Mattel                      | D | -2.93 | 0.40  |        |                              |   |      |       |
| 2017-11-01 | VMC    | Vulcan Materials Co         | D | -2.85 | 0.70  | MTD    | Mettler Toledo International | A | 2.51 | 0.70  |
| 2017-11-01 | TEF    | Telefonica                  | C | -1.86 | 0.40  | AMD    | Advanced Micro Devices       | A | 3.00 | 0.40  |
| 2017-11-01 | FD     | Macy's                      | D | -2.93 | 0.10  |        |                              |   |      |       |
| 2017-11-01 | VOD    | Vodafone                    | C | -1.84 | 0.30  | MU     | Micron Technology            | A | 2.77 | 0.30  |
| 2017-11-01 | QCOM   | Qualcomm                    | D | -2.87 | 1.60  | NVDA   | Nvidia                       | A | 3.00 | 1.60  |
| 2017-11-01 | GSK    | Glaxosmithkline             | D | -2.87 | 0.60  | FCX    | Freeport-mcmoran             | A | 2.64 | 0.60  |
| 2017-11-01 | COTY   | Coty                        | D | -2.88 | 0.40  | STZ    | Constellation Brands         | A | 2.44 | 0.40  |
| 2017-11-01 | FLS    | Flowserve                   | D | -2.86 | 0.60  | PKG    | Packaging Corp Of America    | A | 2.43 | 0.60  |
| 2017-11-01 | PM     | Philip Morris International | C | -1.86 | 0.60  | PHM    | Pultegroup                   | A | 2.33 | 0.60  |
| 2017-11-01 | FOX    | Twenty-first Century Fox    | D | -2.87 | 1.30  | PCLN   | The Priceline                | A | 2.33 | 1.30  |
| 2017-12-01 | ADM    | Archer Daniels Midland      | D | -2.85 | 0.90  | ATVI   | Activision Blizzard          | A | 2.98 | 0.90  |
| 2017-12-01 | APA    | Apache                      | D | -2.89 | 0.80  | MPC    | Marathon Petroleum           | A | 2.30 | 0.80  |
| 2017-12-01 | CM-CSA | Comcast                     | C | -1.85 | 1.20  | AMZN   | Amazon.com                   | A | 2.68 | 1.20  |
| 2017-12-01 | CTL    | Centurylink                 | D | -2.91 | 0.20  |        |                              |   |      |       |
| 2017-12-01 | DIS    | Walt Disney                 | D | -2.85 | 0.30  | NFLX   | Netflix                      | A | 2.36 | 0.30  |
| 2017-12-01 | EQT    | Eqt                         | C | -1.85 | 0.10  | MRO    | Marathon Oil                 | A | 2.23 | 0.10  |
| 2017-12-01 | GE     | General Electric            | D | -2.91 | 0.70  |        |                              |   |      |       |
| 2017-12-01 | GSK    | Glaxosmithkline Adr         | D | -2.87 | 0.30  | ALGN   | Align Technology             | A | 2.72 | 0.30  |
| 2017-12-01 | K      | Kellogg                     | D | -2.85 | 0.40  | STZ    | Constellation Brands         | A | 2.44 | 0.40  |
| 2017-12-01 | KMB    | Kimberly-clark              | D | -2.85 | 0.70  | PHM    | Pultegroup                   | A | 2.37 | 0.70  |
| 2017-12-01 | MAT    | Mattel                      | D | -2.92 | 0.50  |        |                              |   |      |       |

| Date       | Ticker | Name                        | R | SM    | W (%) | Ticker | Name                         | R | SM   | W (%) |
|------------|--------|-----------------------------|---|-------|-------|--------|------------------------------|---|------|-------|
| 2017-12-01 | MDT    | Medtronic                   | C | -1.85 | 1.20  | ISRG   | Intuitive Surgical           | A | 2.40 | 1.20  |
| 2017-12-01 | MRK    | Merck & Co                  | D | -2.86 | 0.80  | IDXX   | Idexx Laboratories           | A | 2.38 | 0.80  |
| 2017-12-01 | NUE    | Nucor                       | D | -2.86 | 0.60  | FCX    | Freeport-mcmoran             | A | 2.63 | 0.60  |
| 2017-12-01 | PCG    | Pg&e                        | C | -1.87 | 1.00  | NRG    | Nrg Energy                   | A | 2.47 | 1.00  |
| 2017-12-01 | TYC    | Tyco International          | D | -2.85 | 1.50  | URI    | United Rentals               | A | 2.60 | 1.50  |
| 2017-12-01 | UTX    | United Technologies         | C | -1.84 | 0.10  | MTD    | Mettler Toledo International | A | 2.47 | 0.10  |
| 2017-12-01 | VMC    | Vulcan Materials Co         | D | -2.85 | 0.70  | PKG    | Packaging Corp Of America    | A | 2.43 | 0.70  |
| 2017-12-01 | TEF    | Telefonica                  | C | -1.87 | 0.40  | NVDA   | Nvidia                       | A | 3.00 | 0.40  |
| 2017-12-01 | GILD   | Gilead Sciences             | C | -1.85 | 1.10  | UNH    | Unitedhealth                 | A | 2.34 | 1.10  |
| 2017-12-01 | GSK    | Glaxosmithkline             | D | -2.88 | 0.60  | AMD    | Advanced Micro Devices       | A | 3.00 | 0.60  |
| 2017-12-01 | COTY   | Coty                        | D | -2.86 | 0.40  | BWA    | Borgwarner                   | A | 2.33 | 0.40  |
| 2017-12-01 | PM     | Philip Morris International | C | -1.86 | 0.60  | MHK    | Mohawk Industries            | A | 2.31 | 0.60  |
| 2017-12-01 | XL     | Xl                          | C | -1.86 | 0.30  | CMA    | Comerica                     | A | 2.45 | 0.30  |
| 2018-01-01 | ADM    | Archer Daniels Midland      | D | -2.85 | 0.90  | ATVI   | Activision Blizzard          | A | 3.00 | 0.90  |
| 2018-01-01 | APA    | Apache                      | D | -2.90 | 0.90  | MPC    | Marathon Petroleum           | A | 2.31 | 0.90  |
| 2018-01-01 | CM-CSA | Comcast                     | C | -1.84 | 1.20  | AMZN   | Amazon.com                   | A | 2.68 | 1.20  |
| 2018-01-01 | CTL    | Centurylink                 | D | -2.90 | 0.30  | T      | At&t                         | B | 1.18 | 0.30  |
| 2018-01-01 | CVS    | Cvs Health                  | D | -2.85 | 0.30  | BBY    | Best Buy                     | A | 2.39 | 0.30  |
| 2018-01-01 | EQT    | Eqt                         | C | -1.86 | 0.10  | MRO    | Marathon Oil                 | A | 2.26 | 0.10  |
| 2018-01-01 | GE     | General Electric            | D | -2.91 | 0.50  |        |                              |   |      |       |
| 2018-01-01 | GSK    | Glaxosmithkline Adr         | D | -2.87 | 0.40  | ALGN   | Align Technology             | A | 2.63 | 0.40  |
| 2018-01-01 | K      | Kellogg                     | D | -2.85 | 0.40  | STZ    | Constellation Brands         | A | 2.46 | 0.40  |
| 2018-01-01 | KMB    | Kimberly-clark              | D | -2.85 | 1.20  | PHM    | Pultegroup                   | A | 2.36 | 1.20  |
| 2018-01-01 | MAT    | Mattel                      | D | -2.93 | 0.50  |        |                              |   |      |       |
| 2018-01-01 | MDT    | Medtronic                   | C | -1.85 | 1.20  | IDXX   | Idexx Laboratories           | A | 2.39 | 1.20  |
| 2018-01-01 | MRK    | Merck & Co                  | D | -2.86 | 1.00  | ISRG   | Intuitive Surgical           | A | 2.37 | 1.00  |
| 2018-01-01 | PCG    | Pg&e                        | D | -2.90 | 0.60  | NRG    | Nrg Energy                   | A | 2.48 | 0.60  |
| 2018-01-01 | TYC    | Tyco International          | D | -2.85 | 1.60  | URI    | United Rentals               | A | 2.66 | 1.60  |
| 2018-01-01 | VMC    | Vulcan Materials Co         | D | -2.84 | 0.80  | MTD    | Mettler Toledo International | A | 2.46 | 0.80  |
| 2018-01-01 | TEF    | Telefonica                  | D | -2.87 | 0.50  | NVDA   | Nvidia                       | A | 3.00 | 0.50  |
| 2018-01-01 | GILD   | Gilead Sciences             | C | -1.86 | 1.10  | VRTX   | Vertex Pharmaceuticals       | A | 2.35 | 1.10  |
| 2018-01-01 | GSK    | Glaxosmithkline             | D | -2.87 | 0.60  | FCX    | Freeport-mcmoran             | A | 2.84 | 0.60  |
| 2018-01-01 | SRCL   | Stericycle                  | D | -2.87 | 0.20  | CAT    | Caterpillar                  | A | 2.45 | 0.20  |
| 2018-01-01 | PM     | Philip Morris International | C | -1.86 | 0.90  | KORS   | Michael Kors                 | A | 2.32 | 0.90  |
| 2018-01-01 | XL     | Xl                          | C | -1.87 | 0.40  | CMA    | Comerica                     | A | 2.47 | 0.40  |
| 2018-02-01 | APA    | Apache                      | D | -2.89 | 0.90  | MPC    | Marathon Petroleum           | A | 2.32 | 0.90  |
| 2018-02-01 | CTL    | Centurylink                 | D | -2.89 | 0.30  | T      | At&t                         | B | 1.18 | 0.30  |
| 2018-02-01 | CVS    | Cvs Health                  | D | -2.84 | 0.30  | AMZN   | Amazon.com                   | A | 2.81 | 0.30  |
| 2018-02-01 | EQT    | Eqt                         | D | -2.87 | 0.10  | HP     | Helmerich & Payne            | A | 2.29 | 0.10  |
| 2018-02-01 | GE     | General Electric            | D | -2.92 | 0.40  |        |                              |   |      |       |
| 2018-02-01 | GSK    | Glaxosmithkline Adr         | D | -2.86 | 0.40  | ALGN   | Align Technology             | A | 2.73 | 0.40  |
| 2018-02-01 | K      | Kellogg                     | D | -2.85 | 0.40  | ATVI   | Activision Blizzard          | A | 3.00 | 0.40  |
| 2018-02-01 | KMB    | Kimberly-clark              | D | -2.85 | 1.10  | STZ    | Constellation Brands         | A | 2.45 | 1.10  |
| 2018-02-01 | MAT    | Mattel                      | D | -2.93 | 0.50  |        |                              |   |      |       |
| 2018-02-01 | MRK    | Merck & Co                  | D | -2.85 | 1.00  | IDXX   | Idexx Laboratories           | A | 2.48 | 1.00  |
| 2018-02-01 | PCG    | Pg&e                        | D | -2.90 | 0.50  |        |                              |   |      |       |
| 2018-02-01 | SO     | Southern                    | D | -2.86 | 1.50  | OKE    | Oneok                        | A | 2.53 | 1.50  |
| 2018-02-01 | TEF    | Telefonica                  | D | -2.87 | 0.50  | NVDA   | Nvidia                       | A | 3.00 | 0.50  |
| 2018-02-01 | GSK    | Glaxosmithkline             | D | -2.87 | 0.60  | FCX    | Freeport-mcmoran             | A | 2.87 | 0.60  |
| 2018-02-01 | EIX    | Edison International        | D | -2.88 | 0.70  | NRG    | Nrg Energy                   | A | 2.45 | 0.70  |
| 2018-02-01 | PM     | Philip Morris International | D | -2.86 | 0.90  | EA     | Electronic Arts              | A | 2.35 | 0.90  |
| 2018-02-01 | XL     | Xl                          | D | -2.86 | 0.40  | CMA    | Comerica                     | A | 2.52 | 0.40  |
| 2018-03-01 | AIG    | American International      | D | -2.85 | 1.20  | CMA    | Comerica                     | A | 2.52 | 1.20  |
| 2018-03-01 | APA    | Apache                      | D | -2.92 | 0.70  |        |                              |   |      |       |
| 2018-03-01 | EQR    | Equity Residential          | D | -2.87 | 0.50  | ZION   | Zions Bancorp                | A | 2.46 | 0.50  |
| 2018-03-01 | CTL    | Centurylink                 | D | -2.89 | 0.30  | T      | At&t                         | B | 1.16 | 0.30  |

| Date       | Ticker | Name                           | R | SM    | W (%) | Ticker | Name                         | R | SM   | W (%) |
|------------|--------|--------------------------------|---|-------|-------|--------|------------------------------|---|------|-------|
| 2018-03-01 | EQT    | Eq                             | D | -2.87 | 0.10  | MPC    | Marathon Petroleum           | A | 2.30 | 0.10  |
| 2018-03-01 | WR     | Westar Energy                  | D | -2.86 | 0.30  | OKE    | Oneok                        | A | 2.50 | 0.30  |
| 2018-03-01 | GE     | General Electric               | D | -2.93 | 0.40  |        |                              |   |      |       |
| 2018-03-01 | GSK    | Glaxosmithkline<br>Adr         | D | -2.86 | 0.40  | ALGN   | Align Technology             | A | 2.70 | 0.40  |
| 2018-03-01 | KMB    | Kimberly-clark                 | D | -2.86 | 1.10  | ATVI   | Activision Blizzard          | A | 3.00 | 1.10  |
| 2018-03-01 | MAT    | Mattel                         | D | -2.92 | 0.50  |        |                              |   |      |       |
| 2018-03-01 | MRK    | Merck & Co                     | D | -2.87 | 1.00  | IDXX   | Idexx Laboratories           | A | 2.45 | 1.00  |
| 2018-03-01 | PCG    | Pg&e                           | D | -2.90 | 0.60  |        |                              |   |      |       |
| 2018-03-01 | SO     | Southern                       | D | -2.86 | 1.60  | NRG    | Nrg Energy                   | A | 2.45 | 1.60  |
| 2018-03-01 | TYC    | Tyco International             | D | -2.86 | 1.50  | URI    | United Rentals               | A | 2.67 | 1.50  |
| 2018-03-01 | TEF    | Telefonica                     | D | -2.88 | 0.50  | NVDA   | Nvidia                       | A | 3.00 | 0.50  |
| 2018-03-01 | GSK    | Glaxosmithkline                | D | -2.87 | 0.60  | AMZN   | Amazon.com                   | A | 2.87 | 0.60  |
| 2018-03-01 | TRP    | Transcanada                    | D | -2.86 | 0.70  | MU     | Micron Technology            | A | 2.83 | 0.70  |
| 2018-03-01 | EIX    | Edison<br>International        | D | -2.88 | 0.70  | AWK    | American Water<br>Works      | A | 2.27 | 0.70  |
| 2018-03-01 | PM     | Philip Morris<br>International | D | -2.86 | 1.00  | STZ    | Constellation<br>Brands      | A | 2.44 | 1.00  |
| 2018-03-01 | EXC    | Exelon                         | C | -1.85 | 0.40  | NEE    | Nextera Energy               | A | 2.23 | 0.40  |
| 2018-03-01 | CNQ    | Canadian Natural<br>Resources  | C | -1.86 | 0.10  | FCX    | Freeport-mcmoran             | A | 2.83 | 0.10  |
| 2018-03-01 | ADNT   | Adient                         | C | -1.88 | 0.50  | EA     | Electronic Arts              | A | 2.33 | 0.50  |
| 2018-03-01 | XL     | Xl                             | D | -2.84 | 0.50  | RF     | Regions Financial            | A | 2.43 | 0.50  |
| 2018-03-30 | AIG    | American<br>International      | D | -2.86 | 1.30  | CMA    | Comerica                     | A | 2.52 | 1.30  |
| 2018-03-30 | EQR    | Equity Residential             | D | -2.85 | 0.90  | ZION   | Zions Bancorp                | A | 2.44 | 0.90  |
| 2018-03-30 | CTL    | Centurylink                    | D | -2.90 | 0.30  | MU     | Micron Technology            | A | 2.91 | 0.30  |
| 2018-03-30 | EQT    | Eq                             | D | -2.88 | 0.10  | MPC    | Marathon<br>Petroleum        | A | 2.34 | 0.10  |
| 2018-03-30 | WR     | Westar Energy                  | D | -2.85 | 0.50  | NRG    | Nrg Energy                   | A | 2.51 | 0.50  |
| 2018-03-30 | GE     | General Electric               | D | -2.93 | 0.40  |        |                              |   |      |       |
| 2018-03-30 | GSK    | Glaxosmithkline<br>Adr         | D | -2.85 | 0.50  | ALGN   | Align Technology             | A | 2.71 | 0.50  |
| 2018-03-30 | KMB    | Kimberly-clark                 | D | -2.86 | 1.30  | ATVI   | Activision Blizzard          | A | 3.00 | 1.30  |
| 2018-03-30 | LB     | L Brands                       | C | -1.90 | 0.40  | AMZN   | Amazon.com                   | A | 2.84 | 0.40  |
| 2018-03-30 | MAT    | Mattel                         | D | -2.94 | 0.50  |        |                              |   |      |       |
| 2018-03-30 | MRK    | Merck & Co                     | D | -2.86 | 1.00  | IDXX   | Idexx Laboratories           | A | 2.47 | 1.00  |
| 2018-03-30 | NI     | Nisource                       | D | -2.86 | 1.10  | OKE    | Oneok                        | A | 2.50 | 1.10  |
| 2018-03-30 | F      | Ford Motor                     | D | -2.86 | 0.10  | STZ    | Constellation<br>Brands      | A | 2.46 | 0.10  |
| 2018-03-30 | PCG    | Pg&e                           | D | -2.90 | 0.60  | AWK    | American Water<br>Works      | A | 2.28 | 0.60  |
| 2018-03-30 | SO     | Southern                       | D | -2.86 | 1.80  | NEE    | Nextera Energy               | A | 2.24 | 1.80  |
| 2018-03-30 | TYC    | Tyco International             | D | -2.86 | 1.60  | URI    | United Rentals               | A | 2.66 | 1.60  |
| 2018-03-30 | TEF    | Telefonica                     | D | -2.87 | 0.60  | FCX    | Freeport-mcmoran             | A | 2.78 | 0.60  |
| 2018-03-30 | SRE    | Sempra Energy                  | D | -2.85 | 0.20  | PEG    | Public Service<br>Enterprise | A | 2.20 | 0.20  |
| 2018-03-30 | VOD    | Vodafone                       | D | -2.86 | 0.10  | ADBE   | Adobe Systems                | A | 2.59 | 0.10  |
| 2018-03-30 | QCOM   | Qualcomm                       | C | -1.87 | 1.80  | NVDA   | Nvidia                       | A | 3.00 | 1.80  |
| 2018-03-30 | GSK    | Glaxosmithkline                | D | -2.87 | 0.70  | NFLX   | Netflix                      | A | 2.58 | 0.70  |
| 2018-03-30 | TRP    | Transcanada                    | D | -2.86 | 0.70  | LRCX   | Lam Research                 | A | 2.55 | 0.70  |
| 2018-03-30 | EIX    | Edison<br>International        | D | -2.87 | 0.80  | FE     | Firstenergy                  | A | 2.19 | 0.80  |
| 2018-03-30 | PM     | Philip Morris<br>International | D | -2.87 | 1.30  | EL     | Estee Lauder<br>Companies    | A | 2.33 | 1.30  |
| 2018-03-30 | ADNT   | Adient                         | D | -2.88 | 0.60  | EA     | Electronic Arts              | A | 2.33 | 0.60  |