



# Trendrating DM Europe market analysis - by weekly

## KEY HIGHLIGHTS

- 1 – France, Germany and UK are the countries recording the highest number of downgrades
- 2 – Weakest sectors: Telecom

## MOMENTUM ENVIRONMENT

Stable.  
Overall weighted DM Europe momentum is **B**

## COUNTRIES

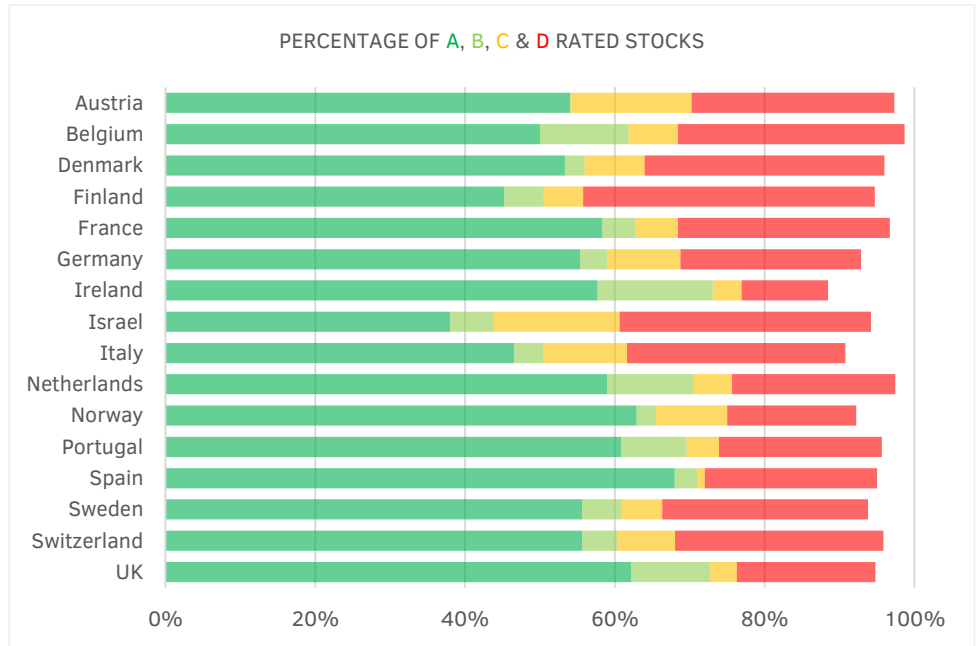
- Country with the largest percentage A and B stocks: Ireland
- Smallest percentage of positively rated stocks in: Israel

Austria	Belgium	Denmark	Finland	France	Germany	Ireland	Israel	Italy	Netherlands
<b>B-</b>	<b>B-</b>	<b>B-</b>	<b>B-</b>	<b>B</b>	<b>B</b>	<b>B+</b>	<b>C+</b>	<b>B-</b>	<b>B</b>
Up 1 Dn 0	Up 1 Dn 2	Up 4 Dn 2	Up 4 Dn 1	Up 10 Dn 7	Up 9 Dn 7	Up 2 Dn 0	Up 6 Dn 2	Up 3 Dn 3	Up 1 Dn 0
				Norway	Portugal	Spain	Sweden	Switzerland	U.K.
				<b>B</b>	<b>B</b>	<b>B</b>	<b>B</b>	<b>B</b>	<b>B</b>
				Up 5 Dn 2	Up 0 Dn 0	Up 4 Dn 1	Up 9 Dn 1	Up 5 Dn 3	Up 25 Dn 7

Today's country weighted momentum rating. The up and dn refer to the number of upgraded and downgraded stocks over the last 5 working days.

## MOMENTUM EVOLUTION AB %

	Current	1 week ago
Austria	56%	56%
Belgium	63%	61%
Denmark	58%	56%
Finland	53%	50%
France	65%	64%
Germany	63%	63%
Ireland	83%	74%
Israel	47%	45%
Italy	56%	55%
Netherlands	72%	71%
Norway	71%	70%
Portugal	73%	73%
Spain	75%	75%
Sweden	65%	64%
Switzerland	63%	61%
UK	77%	76%



Today's % of stocks rated A and B

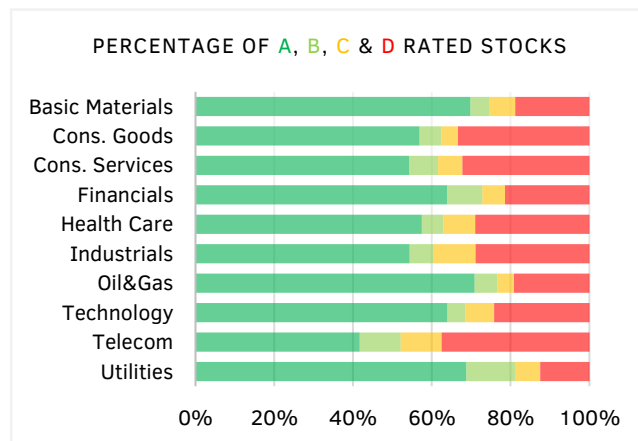
## SECTORS

- Increasing Downgrades in: Financials and Industrials.

Basic Materials	Consumer Goods	Consumer Services	Financials	HealthCare	Industrials	Oil&Gas	Tech	Telecom	Utilities
<b>B</b>	<b>B-</b>	<b>B-</b>	<b>B</b>	<b>B</b>	<b>B-</b>	<b>B</b>	<b>B</b>	<b>C+</b>	<b>B+</b>
Up 3	Up 7	Up 11	Up 19	Up 7	Up 28	Up 5	Up 7	Up 1	Up 1
Dn 3	Dn 6	Dn 2	Dn 10	Dn 0	Dn 8	Dn 1	Dn 7	Dn 0	Dn 1

Today's sector weighted momentum rating. The up and dn refer to the number of upgraded and downgraded stocks over the last 5 working days.

	Current	1 week ago
Basic Materials	75%	75%
Cons. Goods	62%	61%
Cons. Services	62%	61%
Financials	73%	72%
Health Care	63%	62%
Industrials	60%	58%
Oil & Gas	77%	76%
Technology	68%	69%
Telecom	52%	50%
Utilities	81%	81%



Today's % of stocks rated A and B

## MOMENTUM EVOLUTION AB % NEW RATED STOCKS

Find new trending stocks and fresh ideas in this section. We also provide some major degrading stocks.

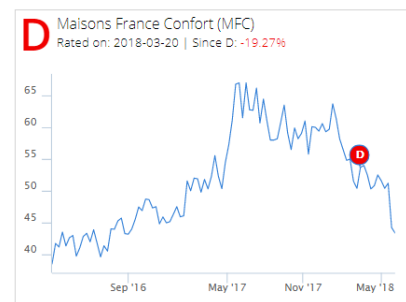
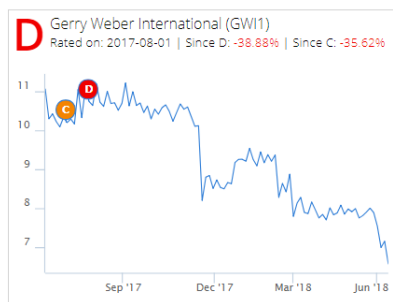
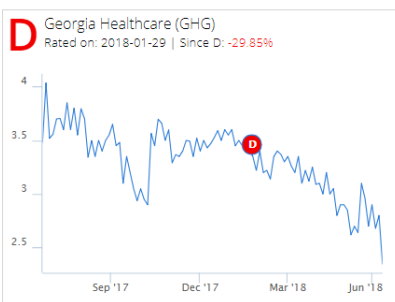
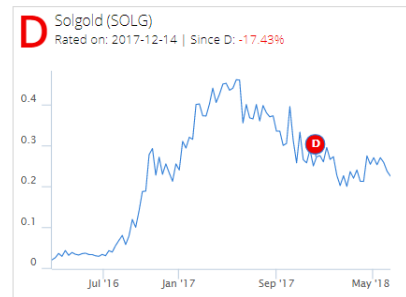
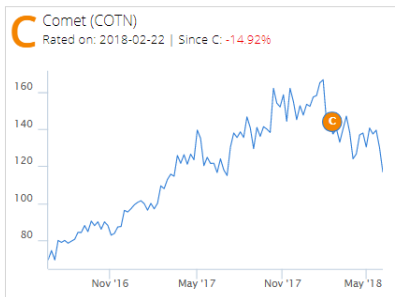
Ticker	Name	Rating
SAP	Sap	A
HEIA	Heineken	A
FRE	Fresenius	A
CPG	Compass	A
CRH	Crh	A

Ticker	Name	Rating
UBSG	Ubs	D
ML	Cie Generale Des Etablissements Michelin	D
CBK	Commerzbank	D
ODET	Financiere De L'odet	C
NK	Imerys	D

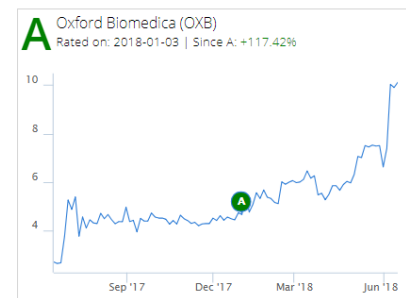
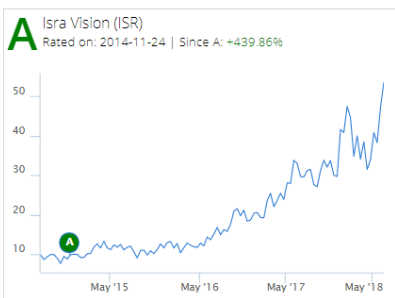
Do you like this section? Take advantage of daily new investment opportunities using Trendrating platform.

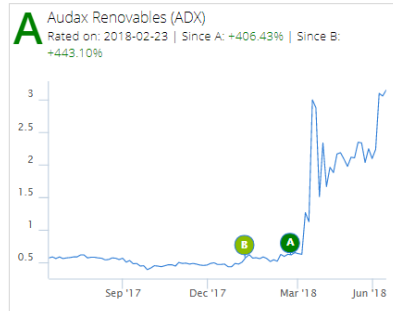
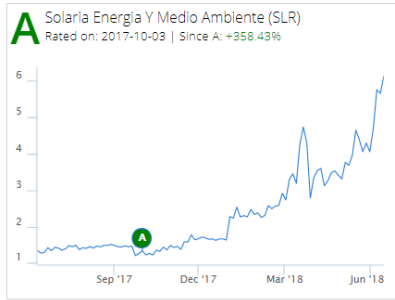
## EXPLORATION SECTION - Explore some interesting stocks within our categories

### New Lows

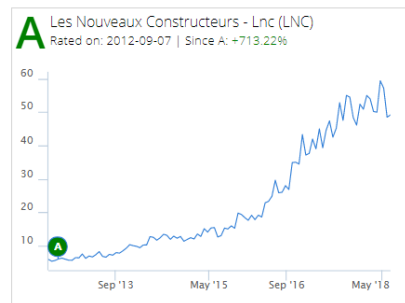
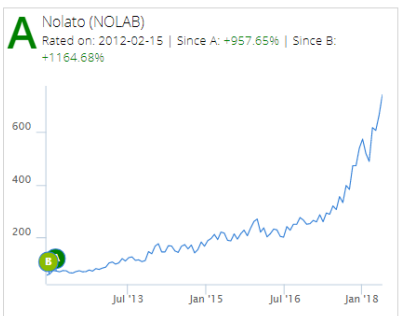
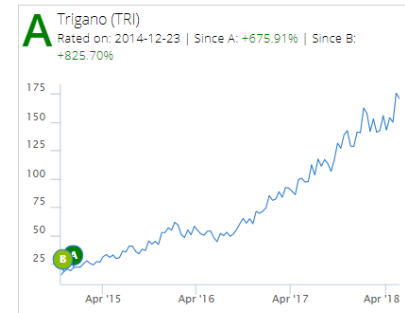
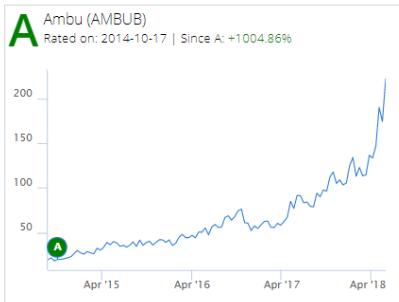


### New Highs

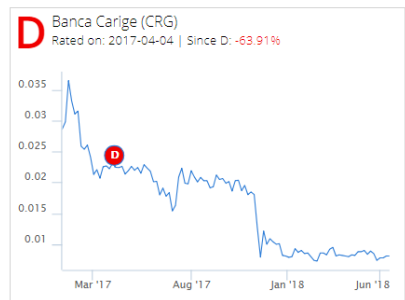
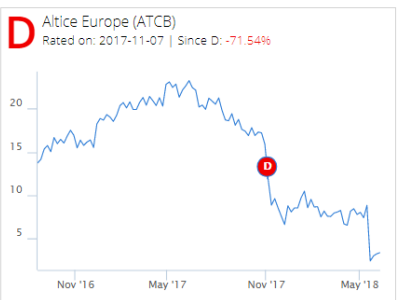
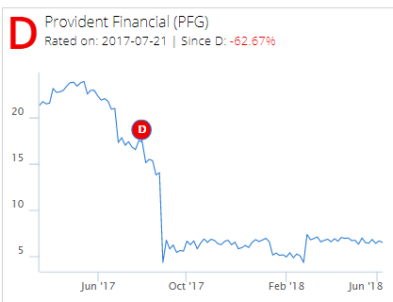
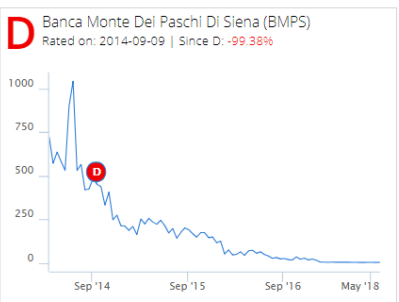




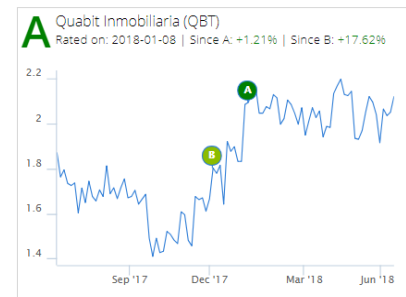
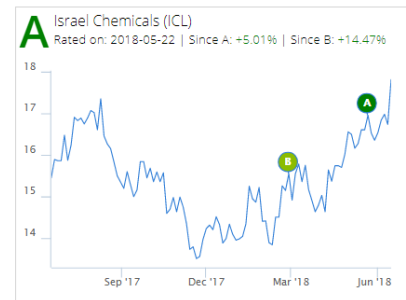
## Best Performers



## Worst Performers



## Bottom Fishing Ideas



Trendrating is the leader in momentum models, analytics and technology.

The momentum factor has been widely documented as a very strong and persistent market anomaly that can improve equity investment returns. We serve more than 100 premier fund managers and partner with FTSE Russell on an upcoming series of smart beta indices.

We provide proven investment intelligence to improve portfolio returns. The positive contribution can be easily tested and measured. The effectiveness of the ratings within our web-based platform is fully transparent.

Trendrating offers a well validated rating methodology to measure momentum (**A, B, C, D**).

This makes our analytics highly actionable and easy to integrate into most strategies and models.

**A** = strong bull trend

**B** = beginning of a bull trend

**C** = inception of a bear trend

**D** = strong bear trend

With Trendrating you can evaluate the direction and the quality of medium to long-term price trends for stocks, ETFs, indices, sectors and countries.

Trendrating is equally effective at identifying meaningful trends at the macro level, as well as screening from the bottom up to validate or generate new ideas.

In addition, you can build, back-test and implement bespoke momentum-based strategies in just a few clicks.

## CONTACT US

[info@trendrating.net](mailto:info@trendrating.net)

+44 (20) 3823 2215

[www.trendrating.com](http://www.trendrating.com)

The evaluations, rankings and information provided by Trendrating (the "Services") are provided solely for the use of finance professionals (the "Users") who have been issued a license to use the Services by Trendrating and who, by nature of their status as investment professions understand, or are expected to understand, the complexity of finance products, the functioning of the markets and the risks inherent in them. The Services are **not** offered for use by persons not employed or actively working as professionals in the finance and investment industry. The Services are to be used entirely at the risk of the Users. Included in the Services are forward-looking statements that are based on observations, assumptions and calculations that reflect Trendrating's expectations. Forward-looking statements are subject to numerous risks and uncertainties that could cause actual results to materially differ from those expectations. The Services are **not intended to constitute a recommendation** of any specific security or financial product and are to be implemented **solely in conjunction with or as part of a complete investment evaluation** conducted by the Users. Under no circumstances shall Trendrating, its officers, directors, employees or agents be liable for any damages, lost profits or investment losses that result in any way from use of the Services or any interruptions, errors or delays in the Services.