



## Trendrating US market analysis - by weekly

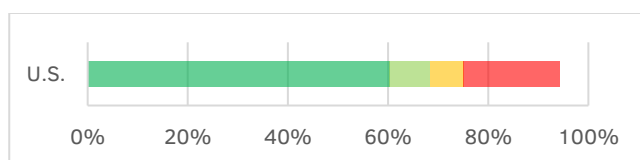
### KEY HIGHLIGHTS

- 1 – Momentum Deterioration across most Sectors
- 2 – More Downgrades in Financials, Industrials and Health Care
- 3 – Most Upgrades in Financials

### MOMENTUM ENVIRONMENT

Stable.  
Overall weighted US market momentum is **B**

PERCENTAGE OF A, B, C & D RATED STOCKS



### SECTORS

- Financials shows the largest percentage of A and B Rating
- Telecom. and Utilities have the weakest percentage of positively rated stocks

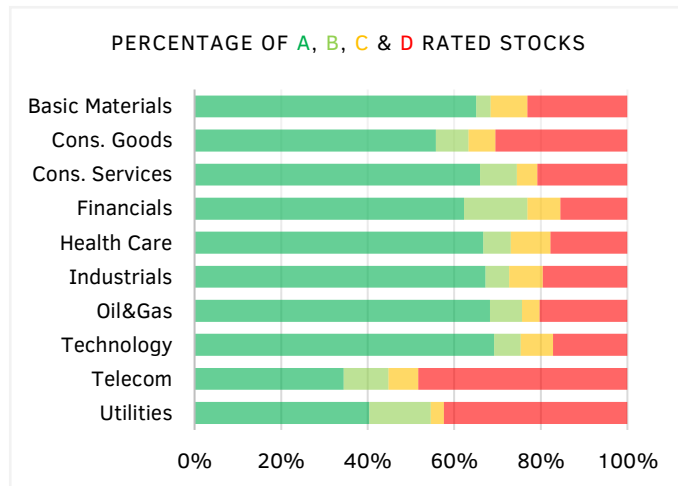
Basic Materials	Consumer Goods	Consumer Services	Financials	HealthCare	Industrials	Oil&Gas	Tech	Telecom	Utilities
<b>B</b>	<b>B</b>	<b>B</b>	<b>B</b>	<b>B</b>	<b>B</b>	<b>B</b>	<b>B</b>	<b>C+</b>	<b>C+</b>
Up 4 Dn 6	Up 9 Dn 6	Up 27 Dn 8	Up 43 Dn 21	Up 13 Dn 16	Up 13 Dn 16	Up 7 Dn 3	Up 8 Dn 13	Up 1 Dn 2	Up 5 Dn 0

Today's sector weighted momentum rating. The up and dn refer to the number of upgraded and downgraded stocks over the last 5 working days.

## MOMENTUM EVOLUTION AB %

	Current	1 week ago
Basic Materials	68%	69%
Cons. Goods	63%	64%
Cons. Services	74%	72%
Financials	77%	76%
Health Care	73%	74%
Industrials	73%	74%
Oil & Gas	76%	75%
Technology	75%	77%
Telecom	45%	45%
Utilities	55%	53%

Today's % of stocks rated A and B



## NEW RATED STOCKS

Find new trending stocks and fresh ideas in this section. We also provide some major degrading stocks.

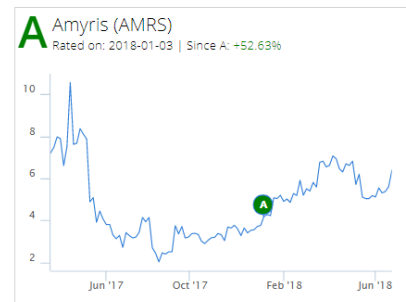
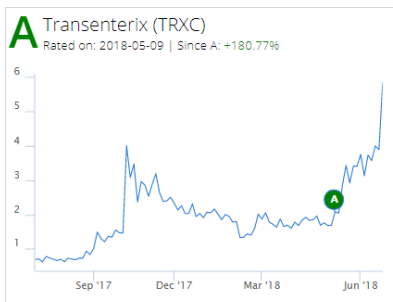
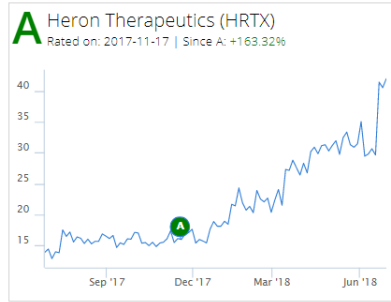
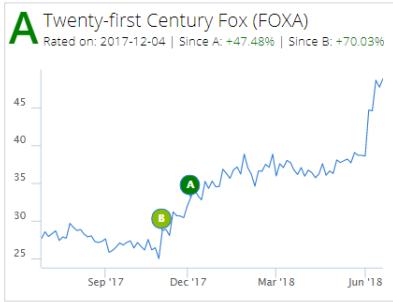
Ticker	Name	Rating
XOM	Exxon Mobil	<b>A</b>
LLY	Eli Lilly	<b>A</b>
CVS	Cvs Health	<b>B</b>
PSA	Public Storage	<b>A</b>
EQIX	Equinix	<b>B</b>

Ticker	Name	Rating
LMT	Lockheed Martin	<b>C</b>
BBT	Bb&t	<b>C</b>
STT	State Street	<b>C</b>
SYF	Synchrony Financial	<b>C</b>
IP	International Paper	<b>D</b>

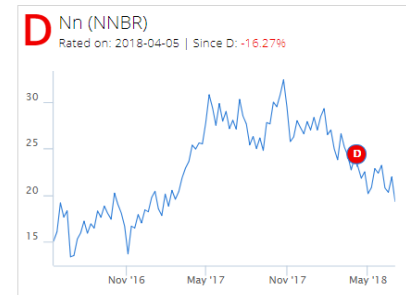
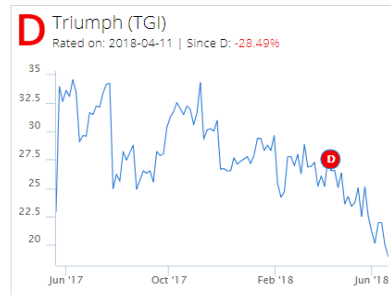
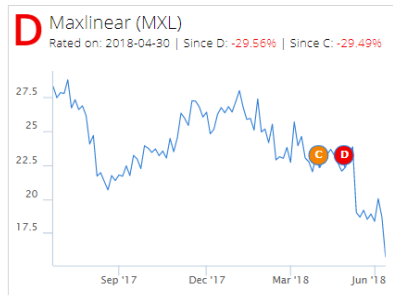
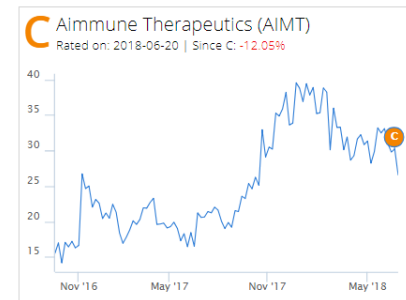
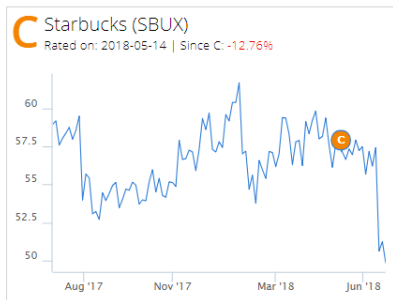
Do you like this section? Take advantage of daily new investment opportunities using Trendrating platform.

**EXPLORATION SECTION** - Explore some interesting stocks within our categories

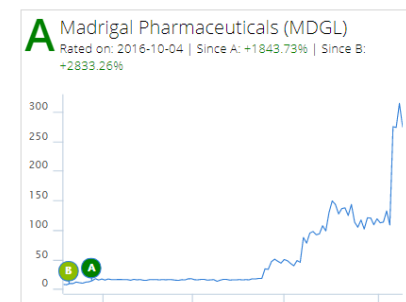
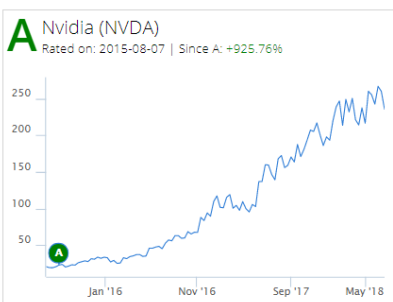
## New Highs

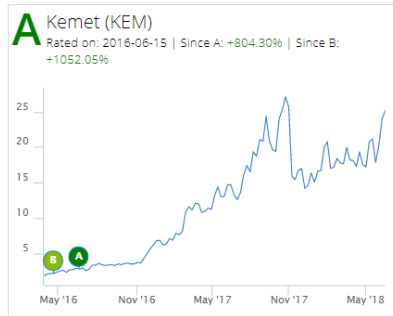


## New Lows

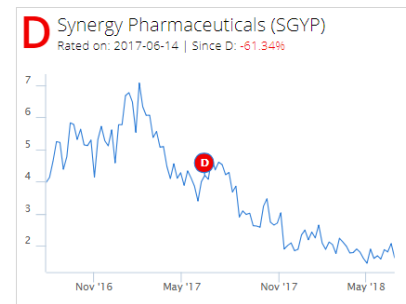
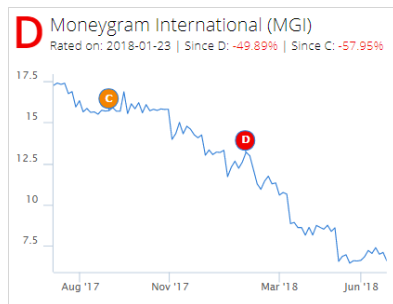
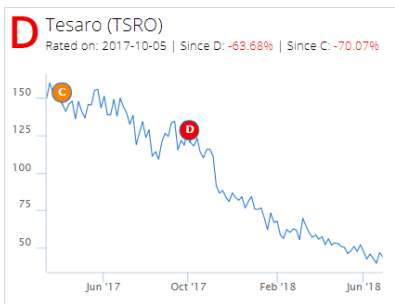
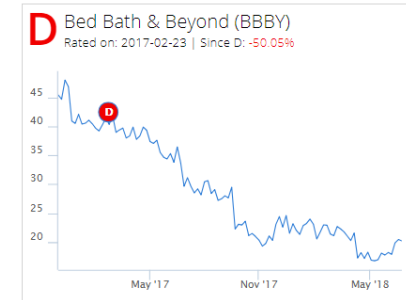
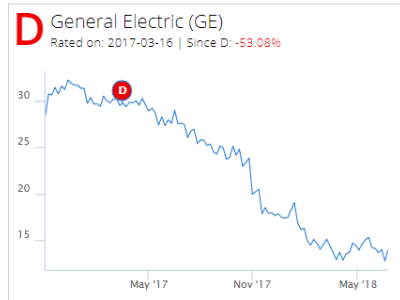


## Best Performers

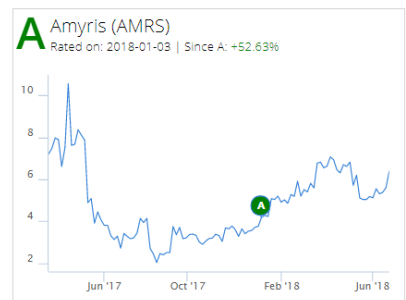
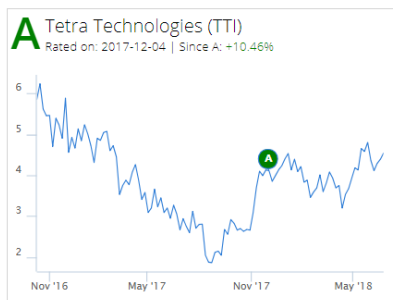
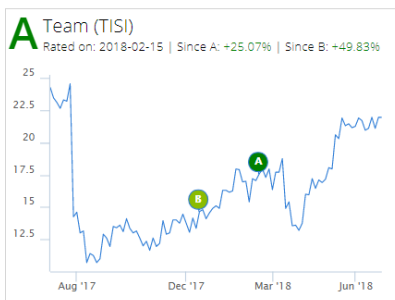
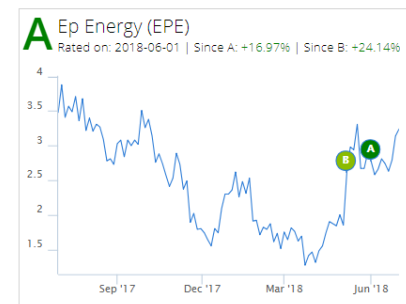
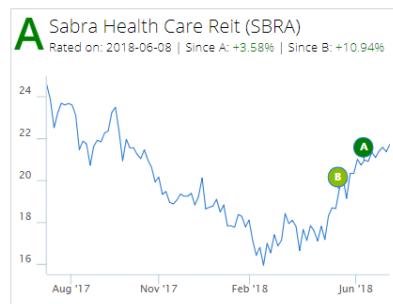
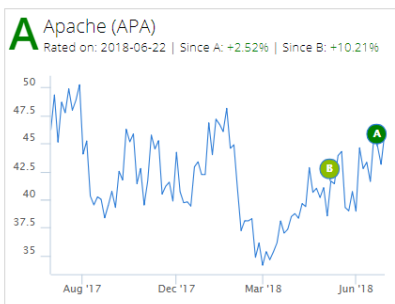




## Worst Performers



## Bottom Fishing Ideas



Trendrating is the leader in momentum models, analytics and technology.

The momentum factor has been widely documented as a very strong and persistent market anomaly that can improve equity investment returns. We serve more than 100 premier fund managers and partner with FTSE Russell on an upcoming series of smart beta indices.

We provide proven investment intelligence to improve portfolio returns. The positive contribution can be easily tested and measured. The effectiveness of the ratings within our web-based platform is fully transparent.

Trendrating offers a well validated rating methodology to measure momentum (A, B, C, D).

This makes our analytics highly actionable and easy to integrate into most strategies and models.

A = strong bull trend

B = beginning of a bull trend

C = inception of a bear trend

D = strong bear trend

With Trendrating you can evaluate the direction and the quality of medium to long-term price trends for stocks, ETFs, indices, sectors and countries.

Trendrating is equally effective at identifying meaningful trends at the macro level, as well as screening from the bottom up to validate or generate new ideas.

In addition, you can build, back-test and implement bespoke momentum-based strategies in just a few clicks.

## CONTACT US

[info@trendrating.net](mailto:info@trendrating.net)

+44 (20) 3823 2215

[www.trendrating.com](http://www.trendrating.com)

The evaluations, rankings and information provided by Trendrating (the "Services") are provided solely for the use of finance professionals (the "Users") who have been issued a license to use the Services by Trendrating and who, by nature of their status as investment professionals understand, or are expected to understand, the complexity of finance products, the functioning of the markets and the risks inherent in them. The Services are **not** offered for use by persons not employed or actively working as professionals in the finance and investment industry. The Services are to be used entirely at the risk of the Users. Included in the Services are forward-looking statements that are based on observations, assumptions and calculations that reflect Trendrating's expectations. Forward-looking statements are subject to numerous risks and uncertainties that could cause actual results to materially differ from those expectations. The Services are **not intended to constitute a recommendation** of any specific security or financial product and are to be implemented **solely in conjunction with or as part of a complete investment evaluation** conducted by the Users. Under no circumstances shall Trendrating, its officers, directors, employees or agents be liable for any damages, lost profits or investment losses that result in any way from use of the Services or any interruptions, errors or delays in the Services.