



Trendrating DM Asia market analysis - weekly

KEY HIGHLIGHTS

- 1 – The system detected 184 downgrades and 88 upgrades.
- 2 – Japan is the country recording the most downgrades
- 3 – Strongest sector : Telecommunications

MOMENTUM ENVIRONMENT

Overall weighted DM Asia momentum is **C+**

COUNTRIES

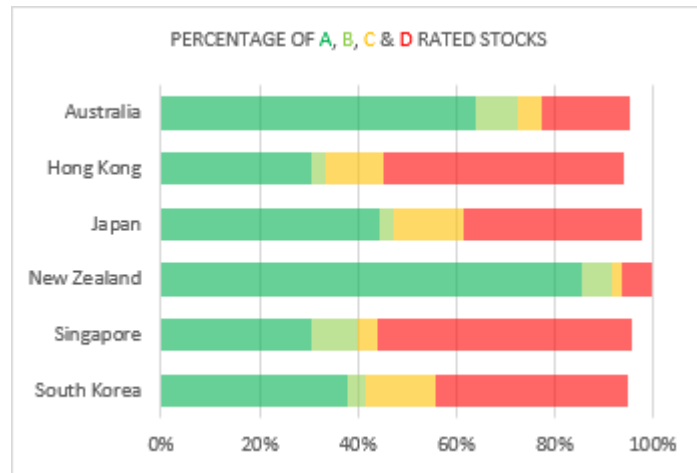
- Country with the large percentage of A and B stocks : New Zealand
- Small percentage of positively rated stocks in: Hong Kong

Australia	Hong Kong	Japan	New Zealand	Singapore	South Korea
B	C	C+	A-	C+	C+
Up 11 Dn 7	Up 11 Dn 48	Up 48 Dn 102	Up 2 Dn 0	Up 5 Dn 3	Up 11 Dn 24

Today's country weighted momentum rating. The up and dn refer to the number of upgraded and downgraded stocks over the last 5 working days.

MOMENTUM EVOLUTION AB %

	Current	1 week ago
Australia	76%	75%
Hong Kong	36%	39%
Japan	48%	50%
New Zealand	92%	92%
Singapore	41%	41%
South Korea	44%	45%



Today's % of stocks rated A and B

SECTORS

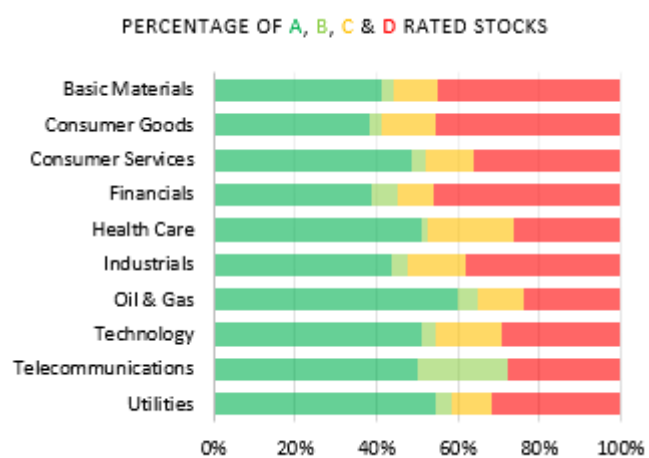
- Increasing Downgrades in: Industrials, financials and Consumer Goods.

Basic Materials	Consumer Goods	Consumer Services	Financials	Health Care	Industrials	Oil & Gas	Technology	Telecommunications	Utilities
C+	C+	B-	C+	B-	C+	B	B-	B	B-
Up 5 Dn 17	Up 9 Dn 27	Up 8 Dn 43	Up 15 Dn 23	Up 9 Dn 7	Up 26 Dn 45	Up 2 Dn 2	Up 13 Dn 14	Up 1 Dn 0	Up 0 Dn 6

Today's sector weighted momentum rating. The up and dn refer to the number of upgraded and downgraded stocks over the last 5 working days.

MOMENTUM EVOLUTION AB % *

	Current	1 week ago
Basic Materials	44%	46%
Consumer Goods	41%	43%
Consumer Services	52%	56%
Financials	45%	46%
Health Care	53%	53%
Industrials	48%	48%
Oil & Gas	65%	65%
Technology	55%	55%
Telecommunications	72%	69%
Utilities	58%	62%



Today's % of stocks rated A and B

NEW RATED STOCKS

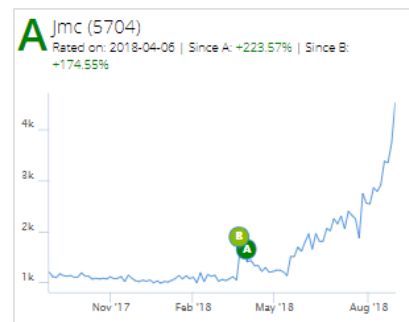
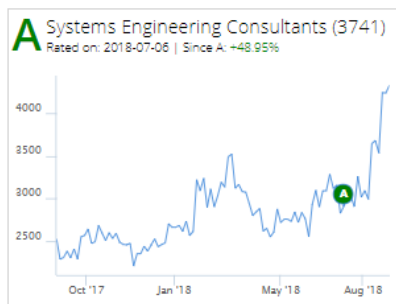
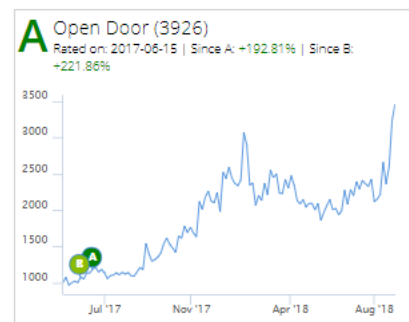
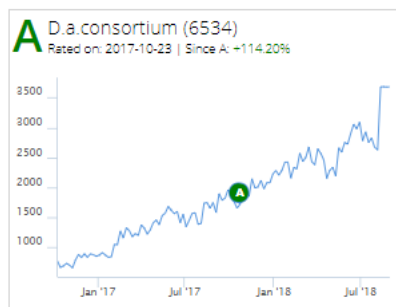
Find new trending stocks and fresh ideas in this section! We also provide some major degrading stocks.

Ticker	Name	Rating	Ticker	Name	Rating
4507	Shionogi	A	6594	Nidec	C
992	Lenovo	A	688	China Overseas Land & Investment	D
7912	Dai Nippon Printing	A	9020	East Japan Railway	D
4751	Cyberagent	A	6501	Hitachi	D
8930	Hanmi Science	B	6301	Komatsu	D

Do you like this section? Take advantage of daily new investment opportunities using Trendrating platform.

EXPLORATION SECTION - Explore some interesting stocks within our categories

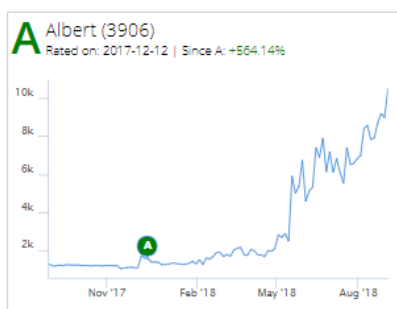
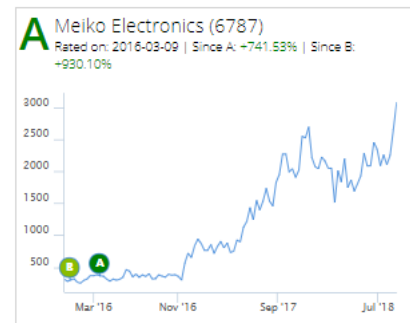
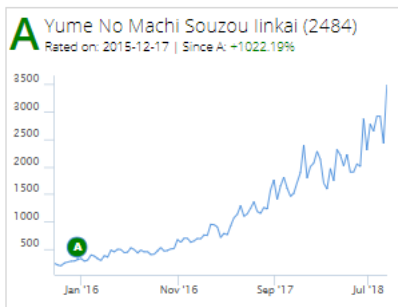
New Highs



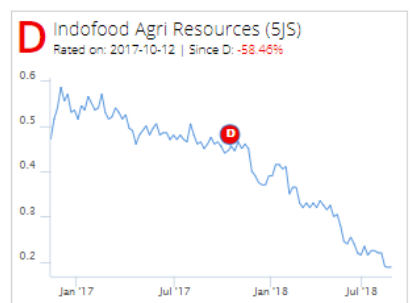
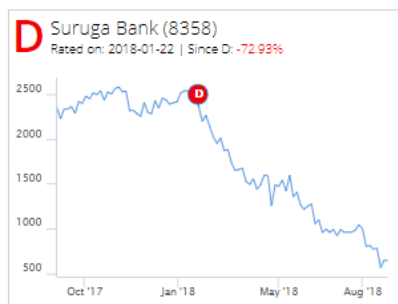
New Lows



Best Performers



Worst Performers



Trendrating is the leader in momentum models, analytics and technology. The momentum factor has been widely documented as a very strong and persistent market anomaly that can improve equity investment returns. We serve more than 100 premier fund managers and partner with FTSE Russell on an upcoming series of smart beta indices.

We provide proven investment intelligence to improve portfolio returns. The positive contribution can be easily

tested and measured. The effectiveness of the ratings within our web-based platform is fully transparent.

Trendrating offers a well validated rating methodology to measure momentum (**A, B, C, D**). This makes our analytics highly actionable and easy to integrate into most strategies and models.

A = strong bull trend

B = beginning of a bull trend

C = inception of a bear trend

D = strong bear trend

With Trendrating you can evaluate the direction and the quality of medium to long-term price trends for stocks, ETFs, indices, sectors and countries.

Trendrating is equally effective at identifying meaningful trends at the macro level, as well as screening from the bottom up to validate or generate new ideas.

In addition, you can build, back-test and implement bespoke momentum-based strategies in just a few clicks.

CONTACT US

info@trendrating.net

+44 (20) 3823 2215

www.trendrating.com

The evaluations, rankings and information provided by Trendrating (the "Services") are provided solely for the use of finance professionals (the "Users") who have been issued a license to use the Services by Trendrating and who, by nature of their status as investment professionals understand, or are expected to understand, the complexity of finance products, the functioning of the markets and the risks inherent in them. The Services are **not** offered for use by persons not employed or actively working as professionals in the finance and investment industry. The Services are to be used entirely at the risk of the Users. Included in the Services are forward-looking statements that are based on observations, assumptions and calculations that reflect Trendrating's expectations. Forward-looking statements are subject to numerous risks and uncertainties that could cause actual results to materially differ from those expectations. The Services are **not intended to constitute a recommendation** of any specific security or financial product and are to be implemented **solely in conjunction with or as part of a complete investment evaluation** conducted by the Users. Under no circumstances shall Trendrating, its officers, directors, employees or agents be liable for any damages, lost profits or investment losses that result in any way from use of the Services or any interruptions, errors or delays in the Services.