



Trendrating DM Europe market analysis - by weekly

KEY HIGHLIGHTS

- 1 – UK is the country recording the highest number of downgrades
- 2 – Weakest sectors: Consumer Services, Industrials and Consumer Goods

MOMENTUM ENVIRONMENT

Stable.
Overall weighted DM Europe momentum is **C+**

COUNTRIES

- Countries with the largest percentage A and B stocks: Israel and Norway
- Smallest percentage of positively rated stocks in: Portugal

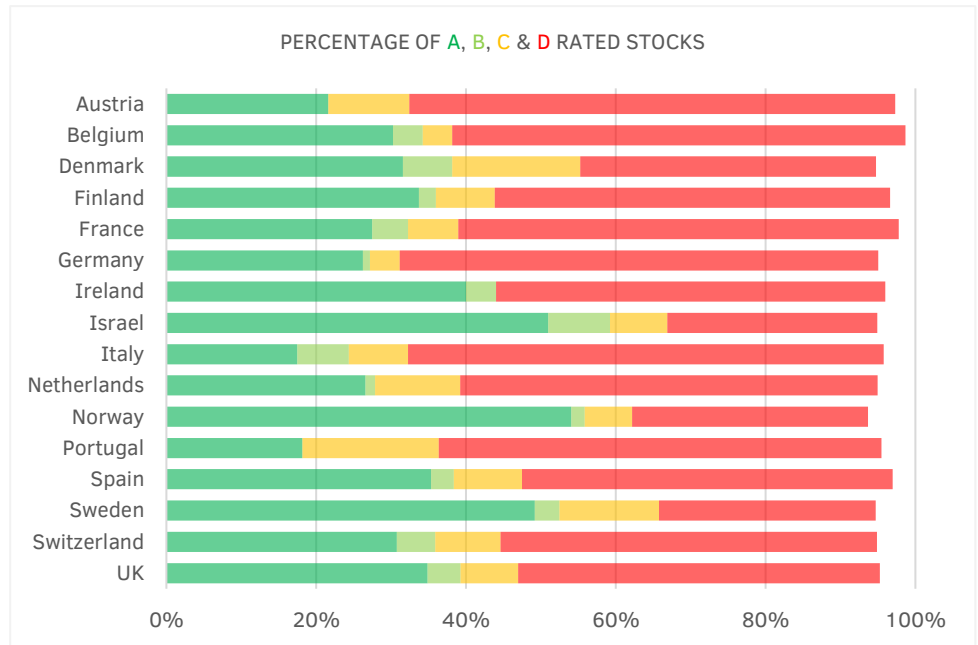
Austria	Belgium	Denmark	Finland	France	Germany	Ireland	Israel	Italy	Netherlands
C	C	C+	C	C	C	C+	B-	C	C
Up 0 Dn 2	Up 0 Dn 4	Up 3 Dn 1	Up 0 Dn 3	Up 9 Dn 12	Up 2 Dn 11	Up 1 Dn 2	Up 1 Dn 4	Up 5 Dn 10	Up 1 Dn 1
				Norway	Portugal	Spain	Sweden	Switzerland	U.K.
				B-	C-	C+	B-	C	C+
				Up 3 Dn 2	Up 0 Dn 1	Up 2 Dn 5	Up 6 Dn 15	Up 5 Dn 17	Up 15 Dn 46

Today's country weighted momentum rating. The up and dn refer to the number of upgraded and downgraded stocks over the last 5 working days.

MOMENTUM EVOLUTION AB %

	Current	1 week ago
Austria	22%	28%
Belgium	35%	39%
Denmark	40%	38%
Finland	37%	41%
France	33%	35%
Germany	29%	31%
Ireland	46%	50%
Israel	62%	64%
Italy	25%	28%
Netherlands	29%	29%
Norway	60%	58%
Portugal	19%	24%
Spain	40%	41%
Sweden	55%	57%
Switzerland	38%	44%
UK	41%	44%

Today's % of stocks rated A and B



SECTORS

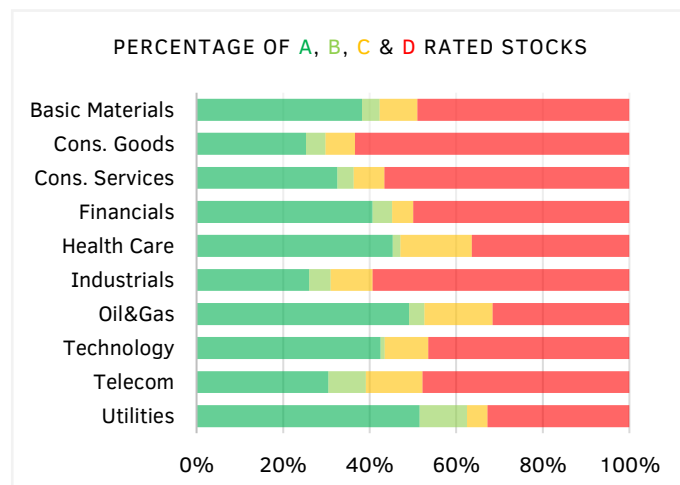
- Increasing Downgrades in: Financials and Industrials.

Basic Materials	Consumer Goods	Consumer Services	Financials	HealthCare	Industrials	Oil&Gas	Tech	Telecom	Utilities
C+	C	C	C+	C+	C	B-	C+	C+	B-
Up 0 Dn 9	Up 9 Dn 21	Up 7 Dn 11	Up 8 Dn 36	Up 6 Dn 11	Up 15 Dn 32	Up 2 Dn 4	Up 1 Dn 8	Up 2 Dn 0	Up 3 Dn 4

Today's sector weighted momentum rating. The up and dn refer to the number of upgraded and downgraded stocks over the last 5 working days.

	Current	1 week ago
Basic Materials	42%	48%
Cons. Goods	30%	34%
Cons. Services	36%	38%
Financials	45%	48%
Health Care	47%	48%
Industrials	31%	32%
Oil & Gas	53%	53%
Technology	44%	46%
Telecom	39%	37%
Utilities	63%	59%

MOMENTUM EVOLUTION AB %



Today's % of stocks rated A and B

NEW RATED STOCKS

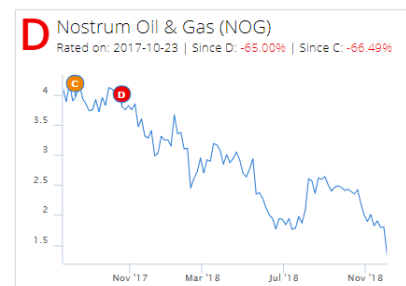
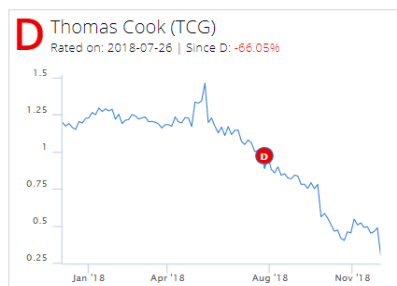
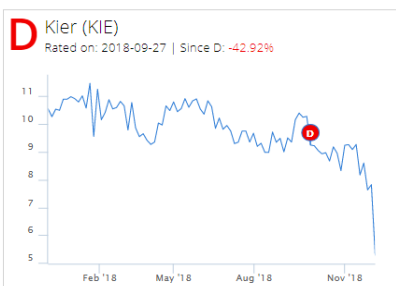
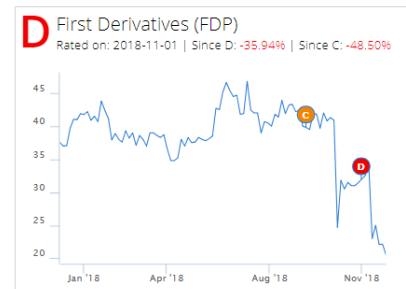
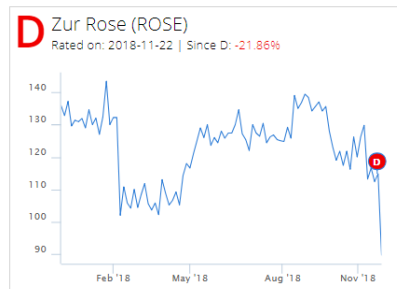
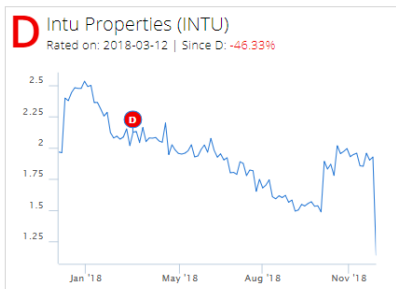
Find new trending stocks and fresh ideas in this section. We also provide some major degrading stocks.

Ticker	Name	Rating	Ticker	Name	Rating
NOVOB	Novo Nordisk	B	ADS	Adidas	C
DGE	Diageo	A	ACA	Credit Agricole	D
ENEL	Enel	B	CABK	Caixabank	D
BN	Danone	B	EOAA	E.on Adr	D
G	Assicurazioni Generali	B	BA.	Bae Systems	D

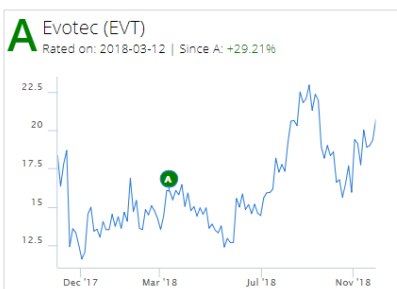
Do you like this section? Take advantage of daily new investment opportunities using Trendrating platform.

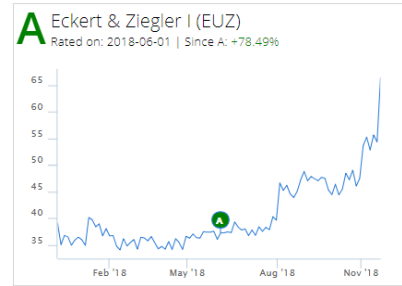
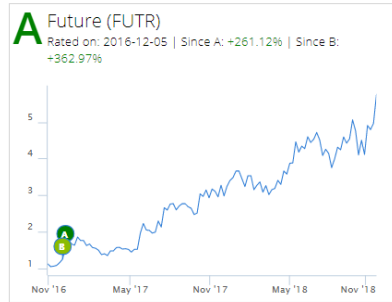
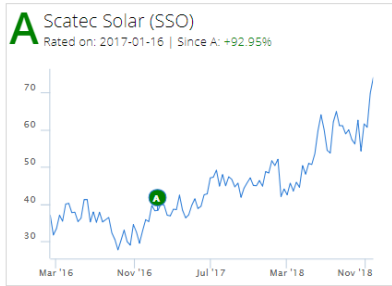
EXPLORATION SECTION - Explore some interesting stocks within our categories

New Lows

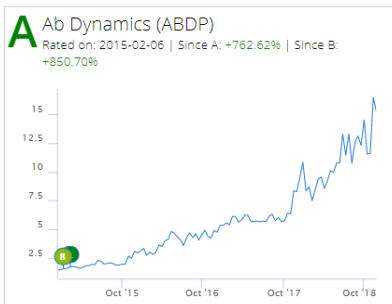
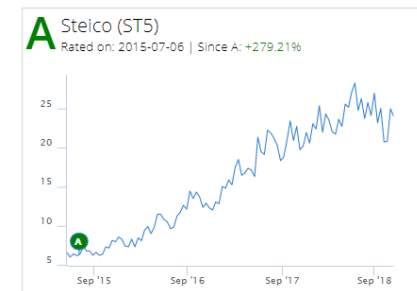
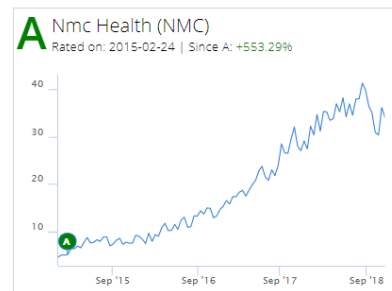


New Highs

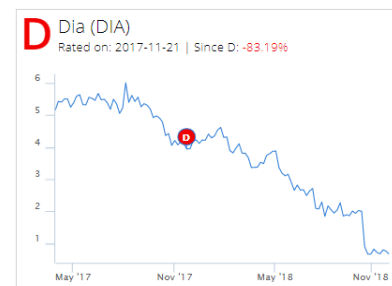
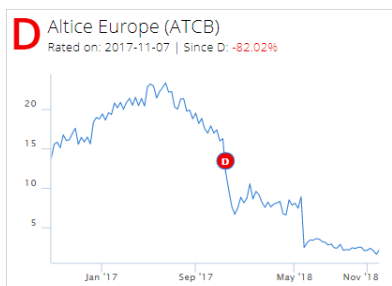
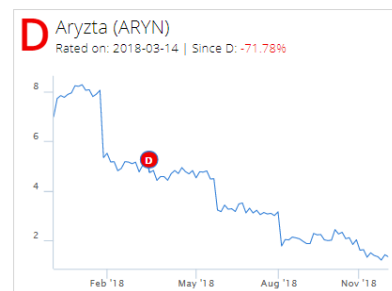
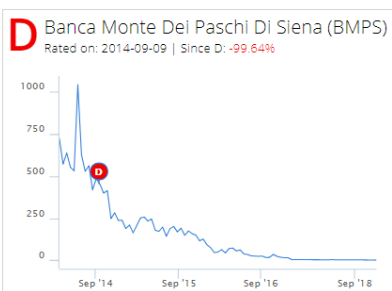




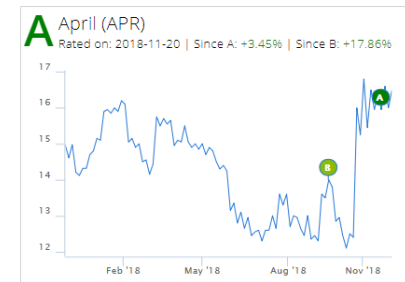
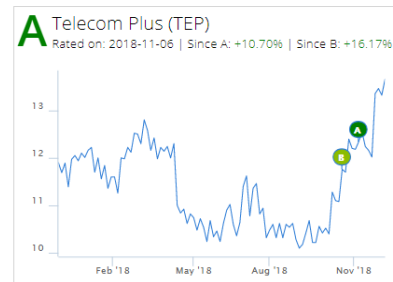
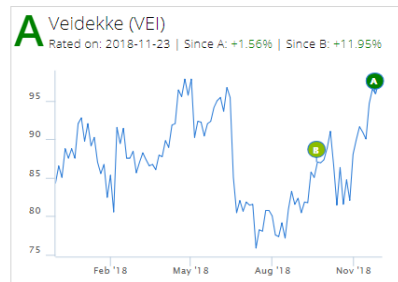
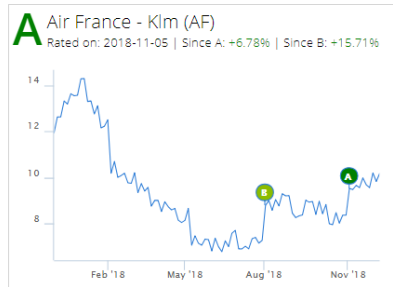
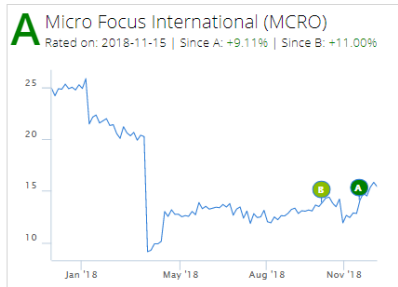
Best Performers



Worst Performers



Bottom Fishing Ideas



SMART MOMENTUM RATING

Ticker	Name	Mkt Cap	Rating	Smart		Ranking	Quintile	Retr	Perf.
				Momentum	Retracement			outliers	since trend
LONN	Lonza	24.06B	A	3	-4.78%	1	3		962.47%
ABDP	Ab Dynamics	379.54M	A	3	-7.29%	2	3		944.83%
NMC	Nmc Health	9.01B	A	3	-17.55%	3	3	outlier	630.56%
LO24	Lotto24	361.38M	A	3	-18.62%	4	3	outlier	512.81%
FUTR	Future	600.58M	A	2.9523	0.00%	5	2.9523		471.39%
A4Y	Accentro Real Estate	364.78M	A	2.8456	-17.34%	6	2.8456	outlier	407.39%
ST5	Steico	383.09M	A	2.6678	-15.19%	7	2.6678	outlier	300.67%
SSO	Scatec Solar	977.98M	A	2.4446	0.00%	8	2.4446		166.79%
ACA	Acacia Mining	986.70M	A	2.3276	0.00%	9	2.3276		96.58%
EUZ	Eckert & Ziegler I	398.34M	A	2.3245	0.00%	10	2.3245		94.72%
EVT	Evotec	3.46B	A	2.2978	-9.80%	11	2.2978		78.68%
BTG	Btg	4.12B	A	2.293	0.00%	12	2.293		75.80%
MCRO	Micro Focus International	8.30B	A	2.2813	-2.66%	13	2.2813		68.79%
AF	Air France - Klm	4.95B	A	2.2502	-0.20%	14	2.2502		50.10%
TEP	Telecom Plus	1.36B	A	2.2254	0.00%	15	2.2254		35.25%
APR	April	764.95M	A	2.2236	-1.79%	16	2.2236		34.15%
VEI	Veidekke	1.52B	A	2.2136	-0.10%	17	2.2136		28.16%

Ranking generated by using the default 3 levels template.

Trendrating is the leader in momentum models, analytics and technology.

The momentum factor has been widely documented as a very strong and persistent market anomaly that

can improve equity investment returns. We serve more than 100 premier fund managers and partner with FTSE Russell on an upcoming series of smart beta indices.

We provide proven investment intelligence to improve portfolio returns. The positive contribution can be easily tested and measured. The effectiveness of the ratings within our web-based platform is fully transparent.

Trendrating offers a well validated rating methodology to measure momentum (A, B, C, D).

This makes our analytics highly actionable and easy to integrate into most strategies and models.

A = strong bull trend

B = beginning of a bull trend

C = inception of a bear trend

D = strong bear trend

With Trendrating you can evaluate the direction and the quality of medium to long-term price trends for stocks, ETFs, indices, sectors and countries.

Trendrating is equally effective at identifying meaningful trends at the macro level, as well as screening from the bottom up to validate or generate new ideas.

In addition, you can build, back-test and implement bespoke momentum-based strategies in just a few clicks.

CONTACT US

info@trendrating.net

+44 (20) 3823 2215

www.trendrating.com

The evaluations, rankings and information provided by Trendrating (the "Services") are provided solely for the use of finance professionals (the "Users") who have been issued a license to use the Services by Trendrating and who, by nature of their status as investment professions understand, or are expected to understand, the complexity of finance products, the functioning of the markets and the risks inherent in them. The Services are **not** offered for use by persons not employed or actively working as professionals in the finance and investment industry. The Services are to be used entirely at the risk of the Users. Included in the Services are forward-looking statements that are based on observations, assumptions and calculations that reflect Trendrating's expectations. Forward-looking statements are subject to numerous risks and uncertainties that could cause actual results to materially differ from those expectations. The Services are **not intended to constitute a recommendation** of any specific security or financial product and are to be implemented **solely in conjunction with or as part of a complete investment evaluation** conducted by the Users. Under no circumstances shall Trendrating, its officers, directors, employees or agents be liable for any damages, lost profits or investment losses that result in any way from use of the Services or any interruptions, errors or delays in the Services.