



Trendrating DM Europe Market Analysis - Bi-Weekly

KEY HIGHLIGHTS

- 1 – UK is the country recording the highest number of downgrades
- 2 – Weakest sectors: Industrials, Basic Materials, Consumer Goods and Technology

MOMENTUM ENVIRONMENT

Stable.
Overall weighted DM Europe momentum is **C**

COUNTRIES

- Country with the largest percentage A and B stocks: Israel
- Smallest percentage of positively rated stocks in: Ireland

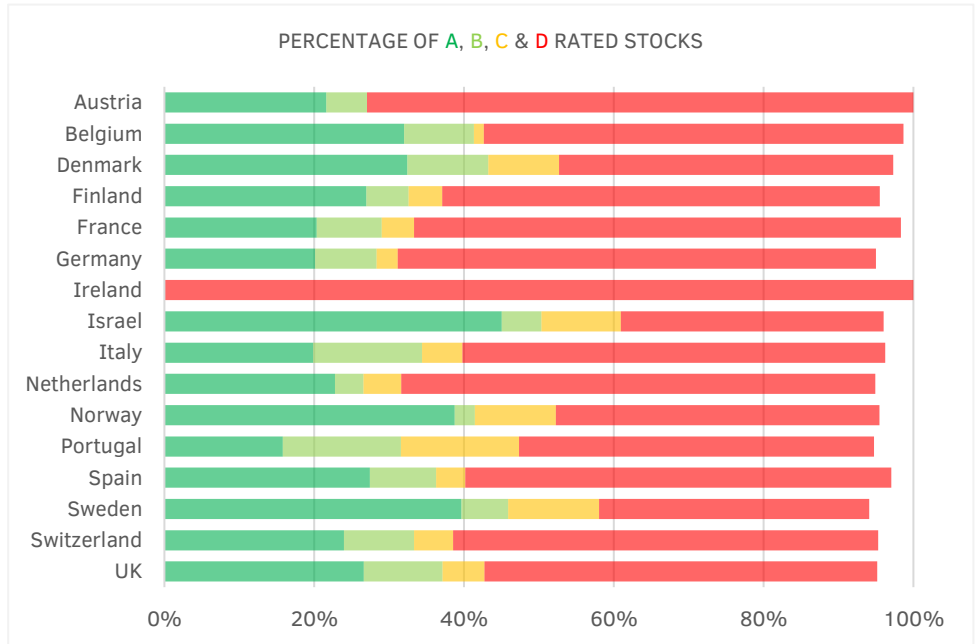
Austria	Belgium	Denmark	Finland	France	Germany	Ireland	Israel	Italy	Netherlands
C	C	C+	C	C	C	D	B-	C	C
Up 3 Dn 0	Up 0 Dn 0	Up 0 Dn 2	Up 0 Dn 2	Up 11 Dn 3	Up 10 Dn 3	Up 0 Dn 0	Up 10 Dn 3	Up 10 Dn 2	Up 2 Dn 0
				Norway	Portugal	Spain	Sweden	Switzerland	U.K.
				B+	B+	B+	A-	A-	B+
				Up 1 Dn 2	Up 0 Dn 0	Up 3 Dn 0	Up 10 Dn 2	Up 3 Dn 0	Up 16 Dn 5

Today's country weighted momentum rating. The up and dn refer to the number of upgraded and downgraded stocks over the last 5 working days.

MOMENTUM EVOLUTION AB %

	Current	1 week ago
Austria	27%	19%
Belgium	42%	42%
Denmark	44%	46%
Finland	34%	36%
France	29%	28%
Germany	30%	28%
Ireland	0%	0%
Israel	52%	49%
Italy	36%	34%
Netherlands	28%	25%
Norway	43%	46%
Portugal	33%	33%
Spain	37%	37%
Sweden	49%	48%
Switzerland	35%	35%
UK	39%	38%

Today's % of stocks rated A and B



SECTORS

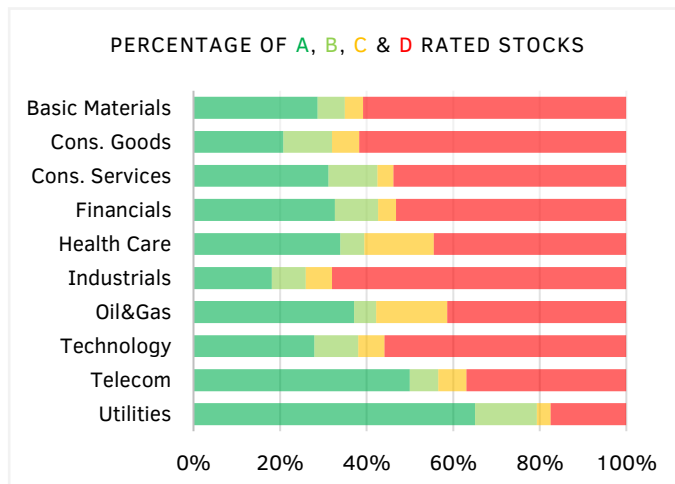
- Increasing Downgrades in: Industrials

Basic Materials	Consumer Goods	Consumer Services	Financials	HealthCare	Industrials	Oil&Gas	Tech	Telecom	Utilities
C	C	C+	C+	C+	C	C+	C	B-	B
Up 0 Dn 1	Up 14 Dn 3	Up 17 Dn 5	Up 27 Dn 8	Up 6 Dn 7	Up 16 Dn 11	Up 5 Dn 2	Up 8 Dn 6	Up 1 Dn 1	Up 3 Dn 0

Today's sector weighted momentum rating. The up and dn refer to the number of upgraded and downgraded stocks over the last 5 working days.

	Current	1 week ago
Basic Materials	35%	36%
Cons. Goods	32%	30%
Cons. Services	42%	41%
Financials	43%	41%
Health Care	39%	41%
Industrials	26%	25%
Oil & Gas	42%	41%
Technology	38%	38%
Telecom	57%	57%
Utilities	79%	76%

MOMENTUM EVOLUTION AB %



Today's % of stocks rated A and B

NEW RATED STOCKS

Find new trending stocks and fresh ideas in this section. We also provide some stocks to avoid.

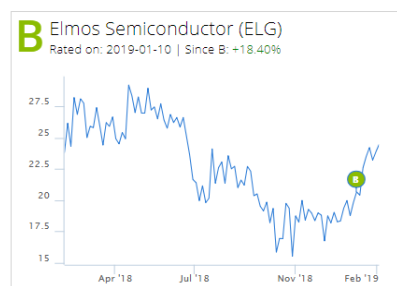
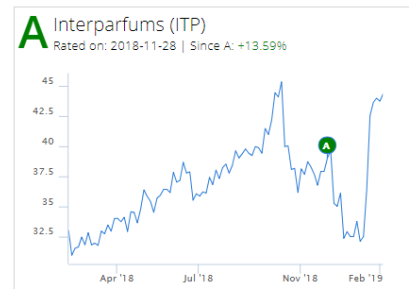
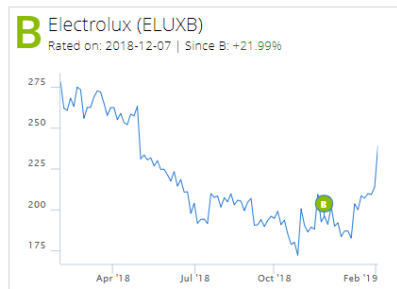
Ticker	Name	Rating
CDI	Christian Dior	A
VOW	Volkswagen	A
VIV	Vivendi	A
G	Assicurazioni Generali	A
EOAA	E.on Adr	A

Ticker	Name	Rating
AZN	Astrazeneca	C
BT.A	Bt	C
SCR	Scor	C
ORK	Orkla	D
ESLT	Elbit Systems	C

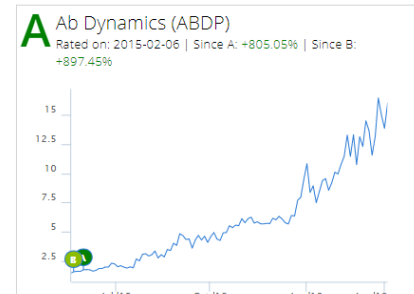
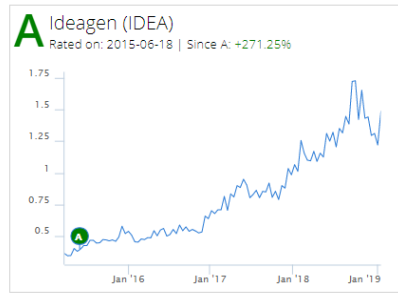
Do you like this section? Take advantage of daily new investment opportunities using Trendrating platform.

EXPLORATION SECTION - Explore some interesting stocks within our categories

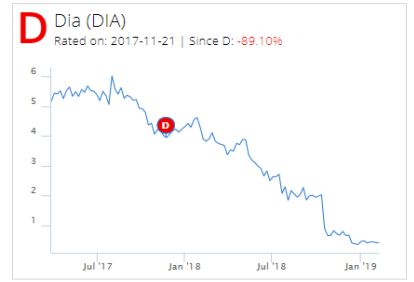
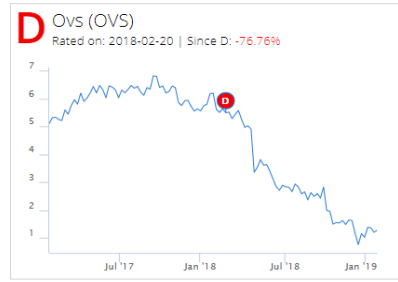
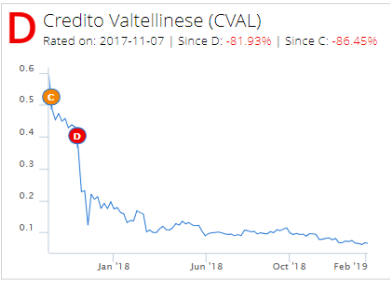
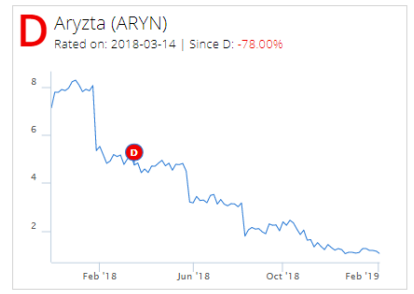
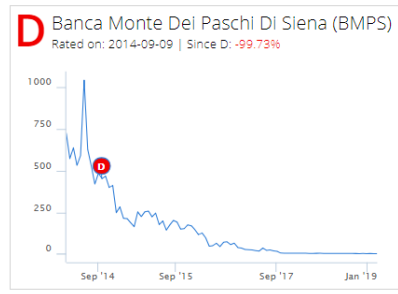
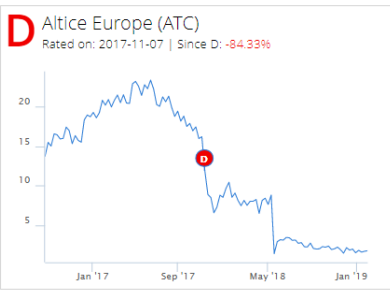
New Highs



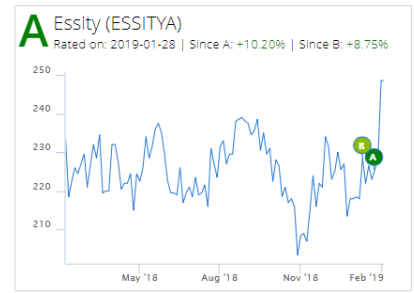
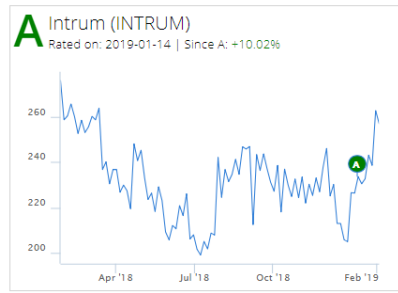
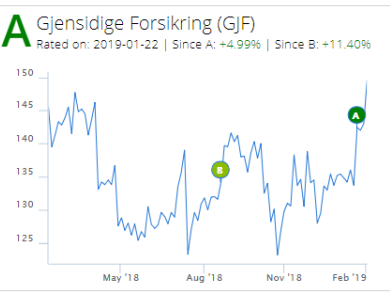
Best Performers

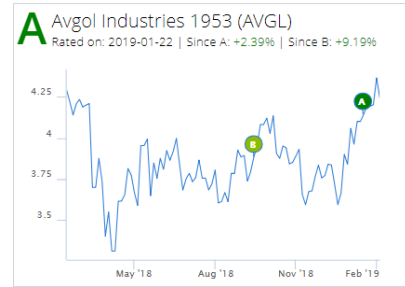
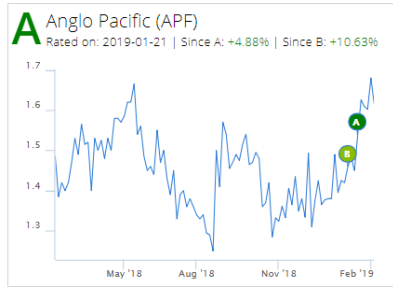
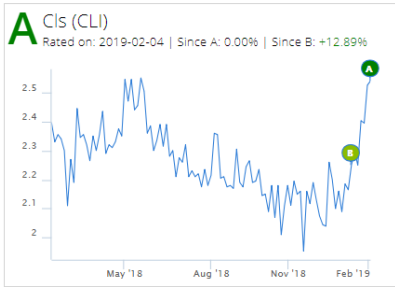


Worst Performers

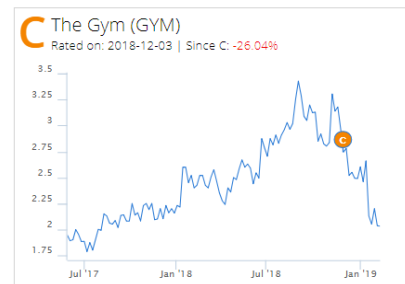
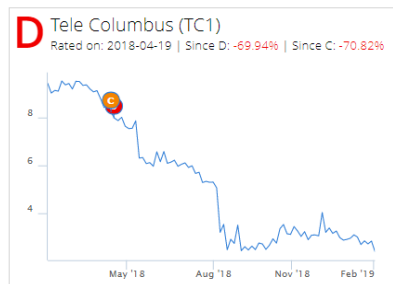
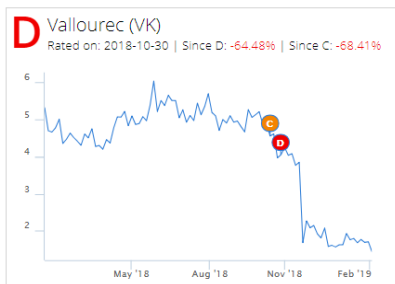
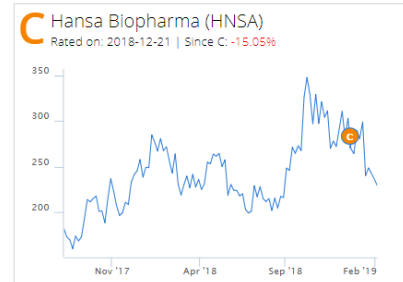
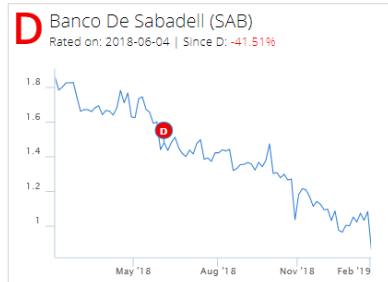
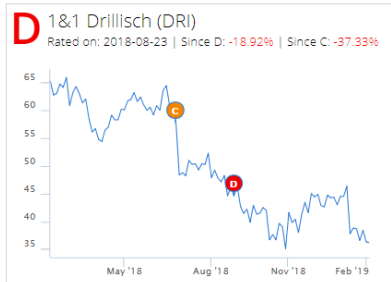


Bottom Fishing Ideas





New Lows



SMART MOMENTUM RATING

Ticker	Name	Mkt Cap	Rating	Smart			Quintile	Retr	Perf.
				Momentum	Retracement	Ranking		outliers	since trend
ABDP	Ab Dynamics	410.75M	A	3	-3.03%	1	1	805.05%	
VICPB	Victoria Park	687.44M	A	3	-6.44%	2	1	262.98%	
VICPA	Victoria Park	313.22M	A	3	-7.04%	3	1	368.35%	
LO24	Lotto24	374.01M	A	3	-16.52%	4	1	379.63%	
AVGL	Avgol Industries 1953	350.04M	A	2.2134	-2.80%	5	2	2.39%	
WLN	Worldline	10.50B	A	2.3567	-10.58%	6	2	89.49%	
IDEA	Ideagen	424.72M	A	2.7071	-13.91%	7	2	271.25%	
A4Y	Accentro Real Estate	360.66M	A	2.8287	-19.00%	8	2	372.18%	
ITP	Interparfums	2.18B	A	2.2042	0.00%	9	3	13.59%	
CLI	Clis	1.35B	A	2.2026	0.00%	10	3	0.00%	
INTRUM	Intrum	3.71B	A	2.209	-2.21%	11	3	10.02%	
ESSITY	Essity	1.75B	A	2.194	0.00%	12	4	10.20%	
GJF	Gjensidige Forsikring	8.83B	A	2.2021	0.00%	13	4	4.99%	
APF	Anglo Pacific	382.35M	A	2.193	-3.86%	14	4	4.88%	
POG	Petropavlovsk	355.49M	B	1.2667	0.00%	15	4	19.42%	
ELUXB	Electrolux	7.90B	B	1.2314	0.00%	16	5	21.99%	
ELG	Elmos Semiconductor	562.09M	B	1.2626	0.00%	17	5	18.40%	
BESI	Be Semiconductor Industries Nv Besi	2.10B	B	1.2416	0.00%	18	5	12.10%	

Ranking generated by using the default 3 levels template.

Trendrating is the leader in momentum models, analytics and technology.

The momentum factor has been widely documented as a very strong and persistent market anomaly that can improve equity investment returns. We serve more than 100 premier fund managers and partner with FTSE Russell on an upcoming series of smart beta indices.

We provide proven investment intelligence to improve portfolio returns. The positive contribution can be easily tested and measured. The effectiveness of the ratings within our web-based platform is fully transparent.

Trendrating offers a well validated rating methodology to measure momentum (A, B, C, D).

This makes our analytics highly actionable and easy to integrate into most strategies and models.

A = strong bull trend

B = beginning of a bull trend

C = inception of a bear trend

D = strong bear trend

With Trendrating you can evaluate the direction and the quality of medium to long-term price trends for stocks, ETFs, indices, sectors and countries.

Trendrating is equally effective at identifying meaningful trends at the macro level, as well as screening from the bottom up to validate or generate new ideas.

In addition, you can build, back-test and implement bespoke momentum-based strategies in just a few clicks.

CONTACT US

info@trendrating.net

+44 (20) 3823 2215

www.trendrating.com

The evaluations, rankings and information provided by Trendrating (the "Services") are provided solely for the use of finance professionals (the "Users") who have been issued a license to use the Services by Trendrating and who, by nature of their status as investment professions understand, or are expected to understand, the complexity of finance products, the functioning of the markets and the risks inherent in them. The Services are **not** offered for use by persons not employed or actively working as professionals in the finance and investment industry. The Services are to be used entirely at the risk of the Users. Included in the Services are forward-looking statements that are based on observations, assumptions and calculations that reflect Trendrating's expectations. Forward-looking statements are subject to numerous risks and uncertainties that could cause actual results to materially differ from those expectations. The Services are **not intended to constitute a recommendation** of any specific security or financial product and are to be implemented **solely in conjunction with or as part of a complete investment evaluation** conducted by the Users. Under no circumstances shall Trendrating, its officers, directors, employees or agents be liable for any damages, lost profits or investment losses that result in any way from use of the Services or any interruptions, errors or delays in the Services.