



Trendrating DM Asia Market Analysis - Bi-Weekly

KEY HIGHLIGHTS

- 1 – The system detected **83** downgrades and **98** upgrades.
- 2 – Japan is the country recording the most downgrades
- 3 – Strongest sector :Utilities

MOMENTUM ENVIRONMENT

Overall weighted DM Asia momentum is **C**

COUNTRIES

- Country with the largest percentage of A and B stocks : New Zealand
- Small percentage of positively rated stocks in: Japan

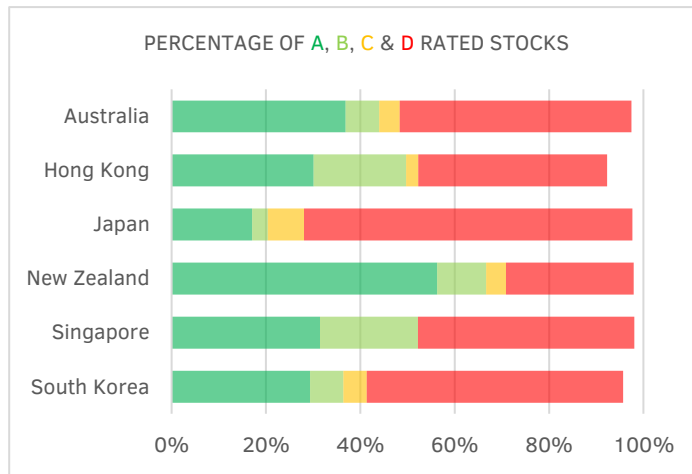
Australia	Hong Kong	Japan	New Zealand	Singapore	South Korea
C+	C+	C-	B	C+	C
Up 10 Dn 8	Up 45 Dn 7	Up 29 Dn 80	Up 1 Dn 0	Up 2 Dn 0	Up 14 Dn 8

Today's country weighted momentum rating. The up and dn refer to the number of upgraded and downgraded stocks over the last 5 working days.

MOMENTUM EVOLUTION AB %

	Current	1 week ago
Australia	45%	44%
Hong Kong	54%	49%
Japan	21%	22%
New Zealand	68%	66%
Singapore	53%	52%
South Korea	38%	36%

Today's % of stocks rated A and B



SECTORS

- Increasing Upgrades across most sectors.

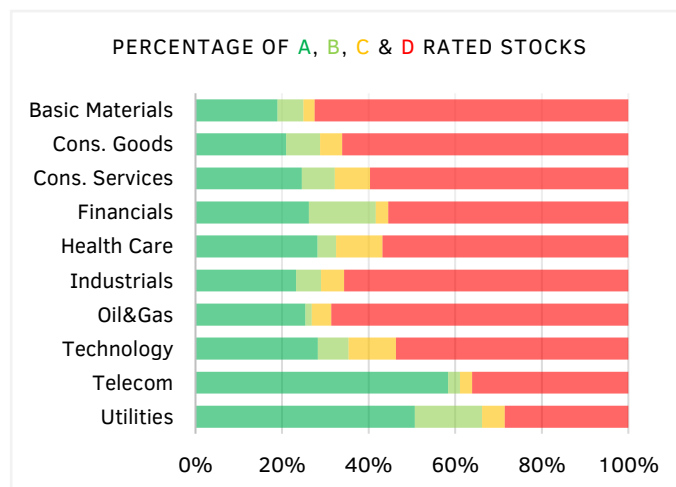
Basic Materials	Consumer Goods	Consumer Services	Financials	HealthCare	Industrials	Oil&Gas	Tech	Telecom	Utilities
C-	C	C	C	C	C	C	C	B-	B
Up 12 Dn 8	Up 12 Dn 11	Up 16 Dn 22	Up 23 Dn 13	Up 2 Dn 8	Up 21 Dn 29	Up 1 Dn 0	Up 13 Dn 11	Up 0 Dn 1	Up 1 Dn 0

Today's sector weighted momentum rating. The up and dn refer to the number of upgraded and downgraded stocks over the last 5 working days.

MOMENTUM EVOLUTION AB % *

	Current	1 week ago
Basic Materials	25%	24%
Cons. Goods	29%	29%
Cons. Services	32%	33%
Financials	42%	40%
Health Care	33%	33%
Industrials	29%	30%
Oil & Gas	27%	27%
Technology	35%	34%
Telecom	61%	64%
Utilities	66%	65%

Today's % of stocks rated A and B



NEW RATED STOCKS

Find new trending stocks and fresh ideas in this section! We also provide some major stocks to avoid.

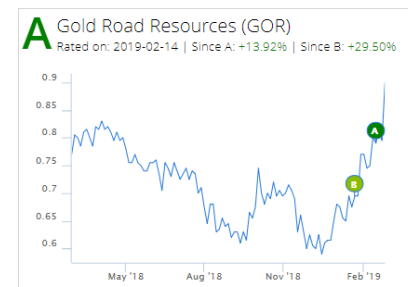
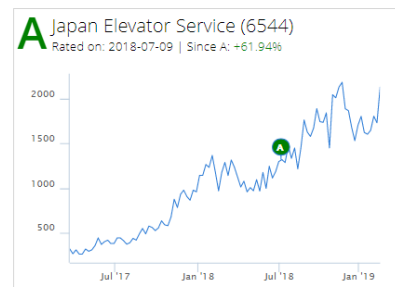
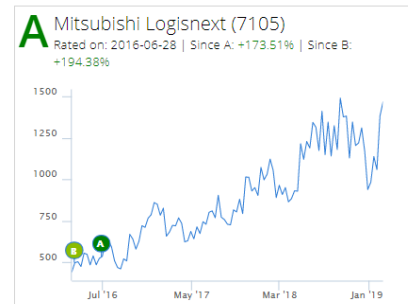
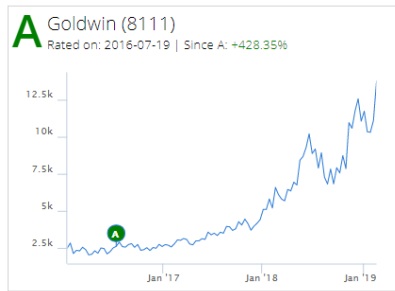
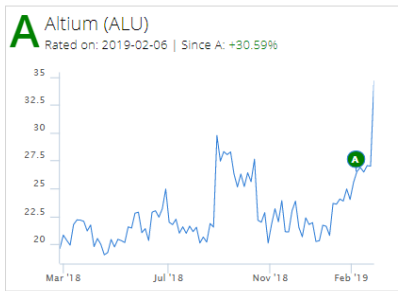
Ticker	Name	Rating
3382	Seven & I	A
880	Sjm	A
87	Swire Pacific	A
ORI	Orica	B
3769	Gmo Payment Gateway	A

Ticker	Name	Rating
9983	Fast Retailing Co.ltd	C
6326	Kubota	D
SCG	Scentre	C
4021	Nissan Chemical	C
4704	Trend Micro	D

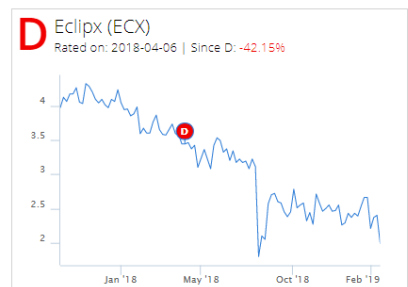
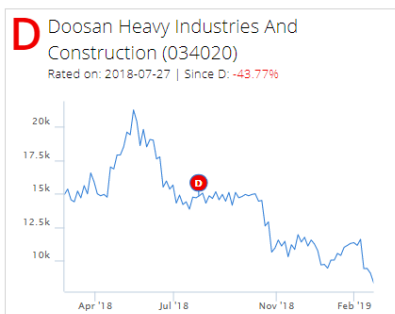
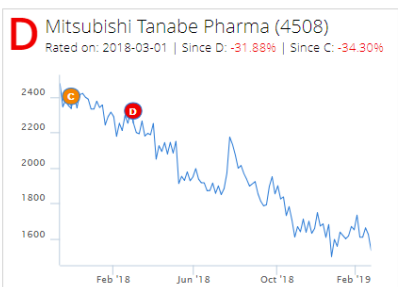
Do you like this section? Take advantage of daily new investment opportunities using Trendrating platform.

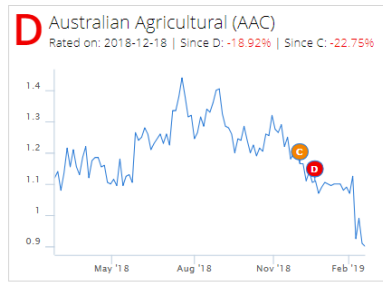
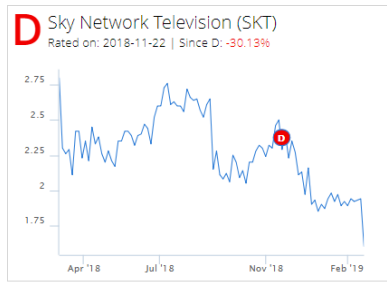
EXPLORATION SECTION - Explore some interesting stocks within our categories

New Highs

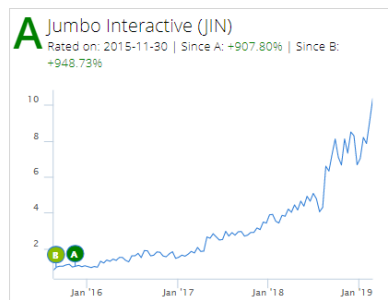
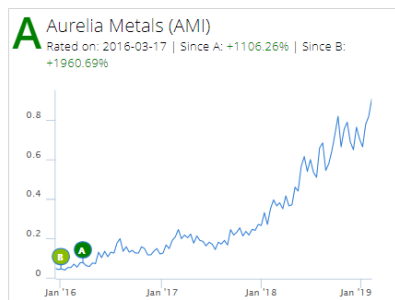
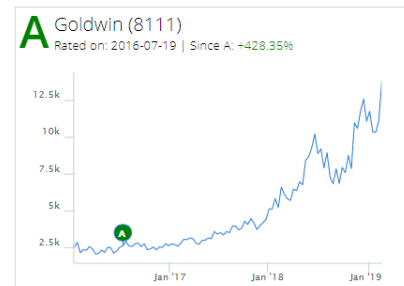
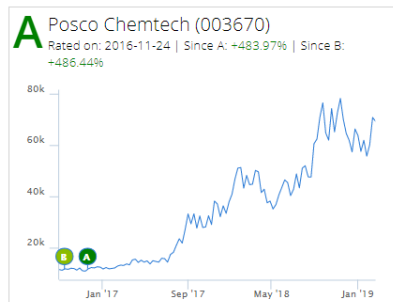
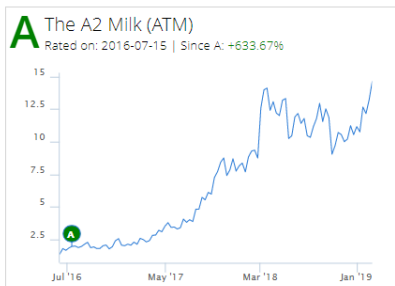


New Lows

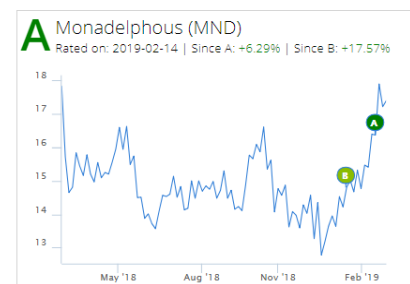
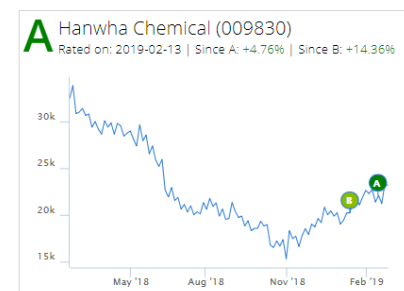
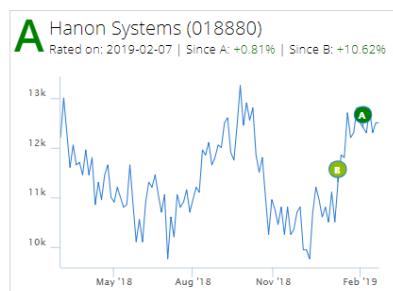
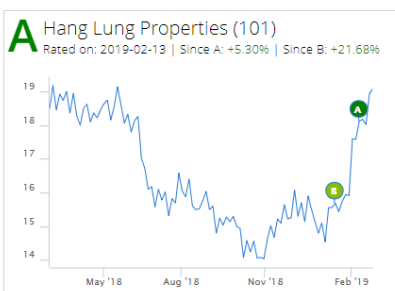




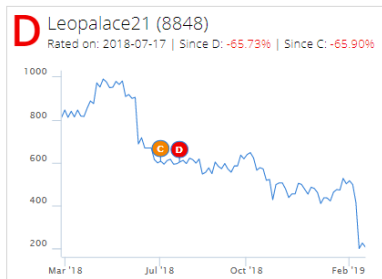
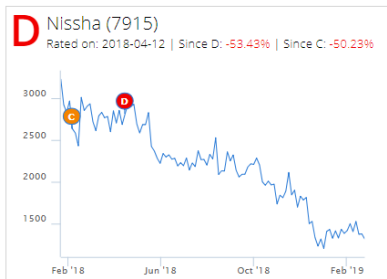
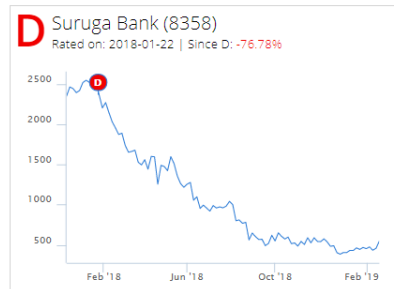
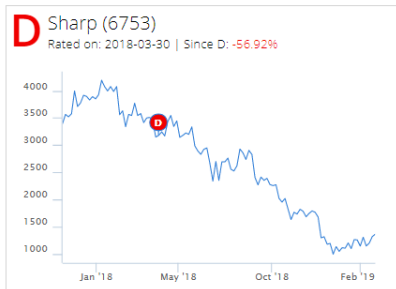
Best Performers



Bottom Fishing Ideas



Worst Performers



SMART MOMENTUM RATING

Ticker	Name	Mkt Cap	Rating	Smart			Quintile	Retr	Perf.
				Momentum	Retracement	Ranking		outliers	since trend
AMI	Aurelia Metals	564.64M	A	3	0.00%	1	2	8142.75%	
JIN	Jumbo Interactive	447.73M	A	3	0.00%	2	2	1191.25%	
8111	Goldwin	2.97B	A	3	0.00%	3	2	576.81%	
ATM	The A2 Milk	7.36B	A	3	-1.48%	4	2	893.20%	
3139	Lacto Japan	378.84M	A	3	-1.72%	5	2	775.38%	
6544	Japan Elevator Service	776.96M	A	3	-2.47%	6	2	736.83%	
3670	Posco Chemtech	3.64B	A	3	-11.40%	7	2	619.33%	
4563	Anges	782.85M	A	2.4836	0.00%	8	3	190.16%	
ALU	Altium	3.23B	A	2.2851	0.00%	9	3	71.05%	
GOR	Gold Road Resources	564.76M	A	2.2542	0.00%	10	3	52.54%	
7105	Mitsubishi Logisnext	1.01B	A	2.593	-1.54%	11	3	255.83%	
2380	China Power International Development	2.61B	A	2.2307	-0.95%	12	4	38.41%	
9830	Hanwha Chemical	3.35B	A	2.2516	-1.07%	13	4	50.98%	
MND	Monadelphous	1.17B	A	2.2269	-2.79%	14	4	36.15%	
101	Hang Lung Properties	10.94B	A	2.2265	0.00%	15	5	35.90%	
81	China Overseas Grand Oceans	1.36B	A	2.2239	0.00%	16	5	34.33%	
18880	Hanon Systems	5.94B	A	2.2135	-2.34%	17	5	28.07%	

Ranking generated by using the default 3 levels template.

Trendrating is the leader in momentum models, analytics and technology.

The momentum factor has been widely documented as a very strong and persistent market anomaly that can improve equity investment returns. We serve more than 100 premier fund managers and partner with FTSE Russell on an upcoming series of smart beta indices.

We provide proven investment intelligence to improve portfolio returns. The positive contribution can be easily tested and measured. The effectiveness of the ratings within our web-based platform is fully transparent.

Trendrating offers a well validated rating methodology to measure momentum (**A, B, C, D**). This makes our analytics highly actionable and easy to integrate into most strategies and models.

A = strong bull trend

B = beginning of a bull trend

C = inception of a bear trend

D = strong bear trend

With Trendrating you can evaluate the direction and the quality of medium to long-term price trends for stocks, ETFs, indices, sectors and countries.

Trendrating is equally effective at identifying meaningful trends at the macro level, as well as screening from the bottom up to validate or generate new ideas.

In addition, you can build, back-test and implement bespoke momentum-based strategies in just a few clicks.

CONTACT US

info@trendrating.net

+44 (20) 3823 2215

www.trendrating.com

The evaluations, rankings and information provided by Trendrating (the "Services") are provided solely for the use of finance professionals (the "Users") who have been issued a license to use the Services by Trendrating and who, by nature of their status as investment professions understand, or are expected to understand, the complexity of finance products, the functioning of the markets and the risks inherent in them. The Services are **not** offered for use by persons not employed or actively working as professionals in the finance and investment industry. The Services are to be used entirely at the risk of the Users. Included in the Services are forward-looking statements that are based on observations, assumptions and calculations that reflect Trendrating's expectations. Forward-looking statements are subject to numerous risks and uncertainties that could cause actual results to materially differ from those expectations. The Services are **not intended to constitute a recommendation** of any specific security or financial product and are to be implemented **solely in conjunction with or as part of a complete investment evaluation** conducted by the Users. Under no circumstances shall Trendrating, its officers, directors, employees or agents be liable for any damages, lost profits or investment losses that result in any way from use of the Services or any interruptions, errors or delays in the Services.