



Trendrating US Market Analysis - Monthly

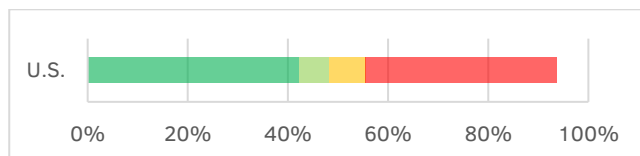
KEY HIGHLIGHTS

- 1 – Momentum Improvement across some Sectors
- 2 – More Downgrades in Industrials and Financials

MOMENTUM ENVIRONMENT

Stable.
Overall weighted US
market momentum is
C+

PERCENTAGE OF A, B, C & D RATED STOCKS



SECTORS

- Utilities shows the largest percentage of A and B Rating
- Oil & Gas and Basic Materials have the weakest percentage of positively rated stocks

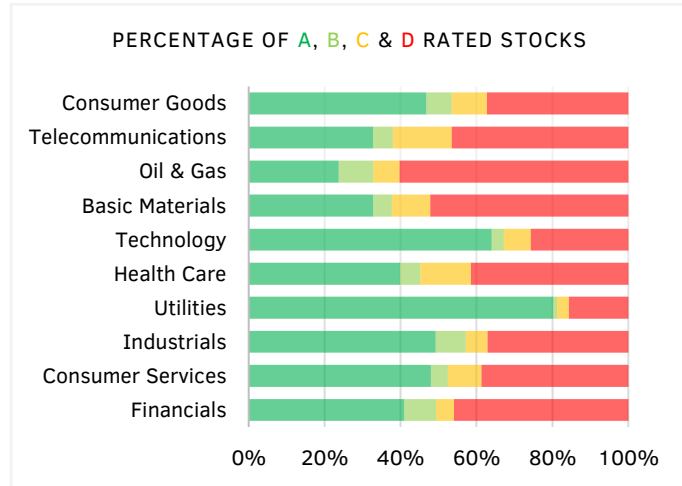
Consumer Goods	Telecommunications	Oil & Gas	Basic Materials	Technology	Health Care	Utilities	Industrials	Consumer Services	Financials
B-	C+	C	C	B	C+	B+	B-	B-	C+
Up 58 Dn 26	Up 5 Dn 7	Up 20 Dn 18	Up 10 Dn 18	Up 45 Dn 36	Up 41 Dn 57	Up 5 Dn 4	Up 89 Dn 45	Up 51 Dn 28	Up 123 Dn 45

Today's sector weighted momentum rating. The up and dn refer to the number of upgraded and downgraded stocks over the last 5 working days.

MOMENTUM EVOLUTION AB %

	Current	1 month ago
Consumer Goods	53%	47%
Telecommunications	38%	43%
Oil & Gas	33%	34%
Basic Materials	38%	42%
Technology	67%	66%
Health Care	45%	49%
Utilities	81%	82%
Industrials	57%	52%
Consumer Services	52%	48%
Financials	49%	43%

Today's % of stocks rated A and B



NEW RATED STOCKS

Find new trending stocks and fresh ideas in this section. We also provide some stocks to avoid.

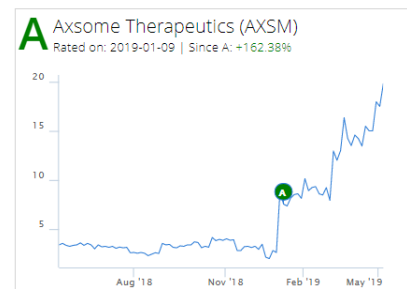
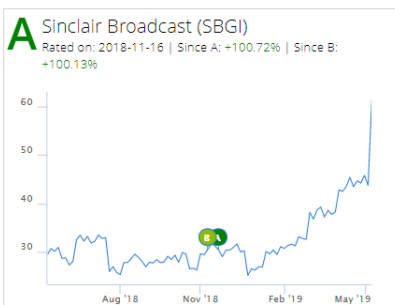
Ticker	Name	Rating
AAPL	Apple	A
JPM	Jpmorgan Chase	B
BRK.B	Berkshire Hathaway	A
BAC	Bank Of America	A
BRK.A	Berkshire Hathaway	A

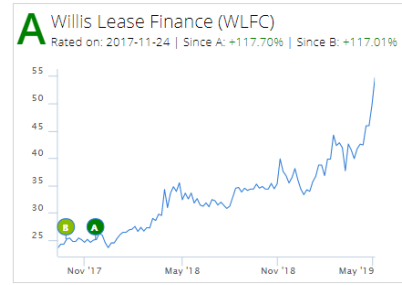
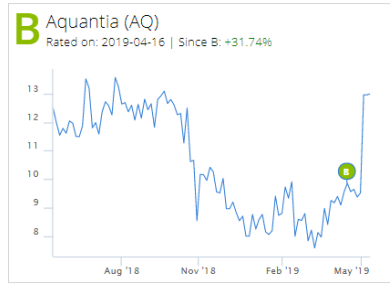
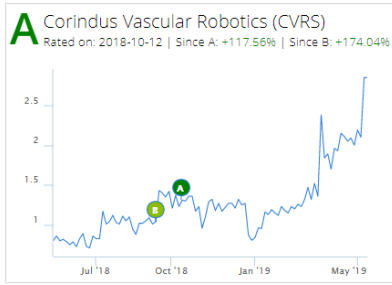
Ticker	Name	Rating
UNH	Unitedhealth	D
BKNG	Booking	D
COP	Conocophillips	D
ANTM	Anthem	C
CI	Cigna	D

Do you like this section? Take advantage of daily new investment opportunities using Trendrating platform.

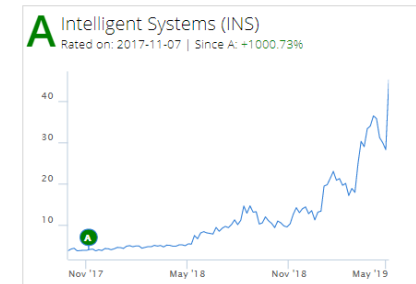
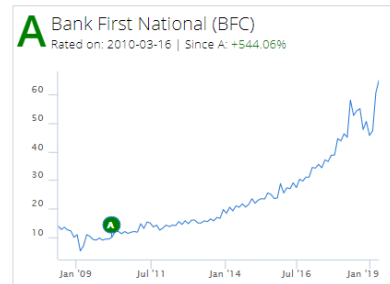
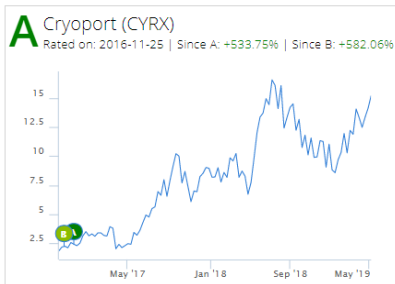
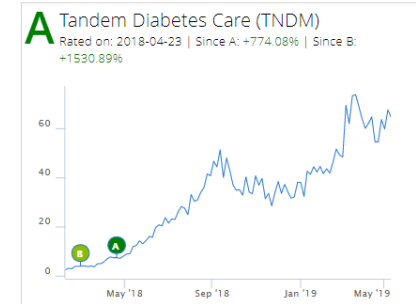
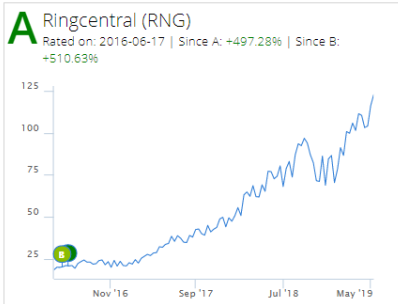
EXPLORATION SECTION - Explore some interesting stocks within our categories

New Highs

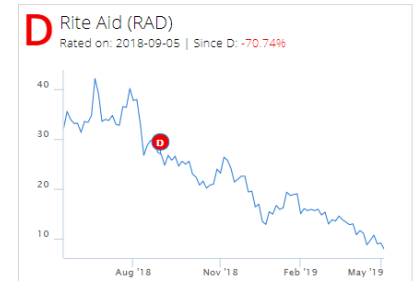
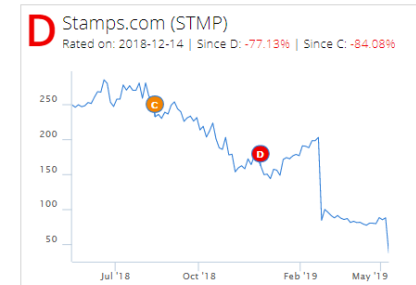
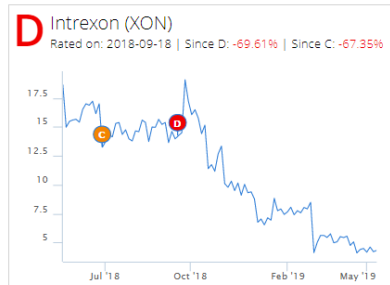
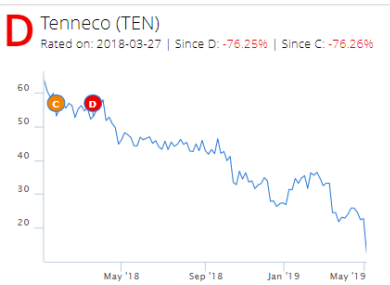




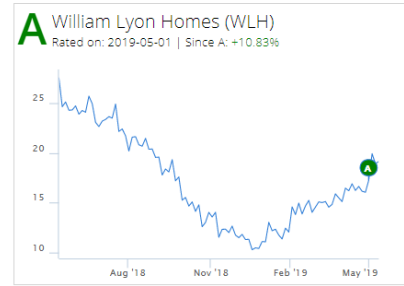
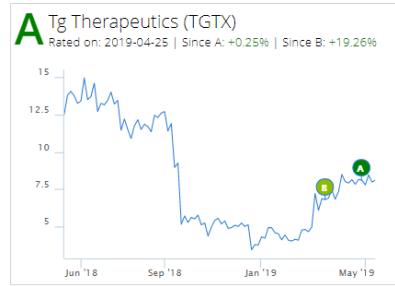
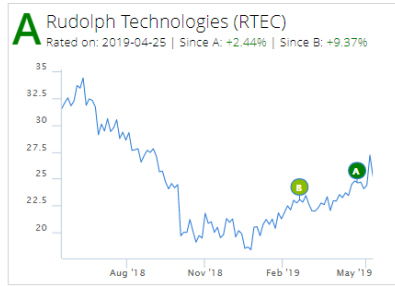
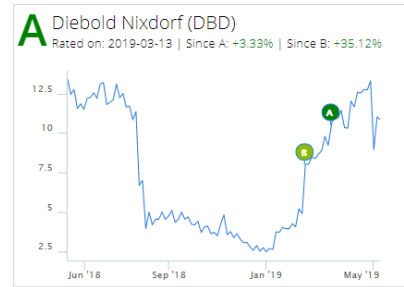
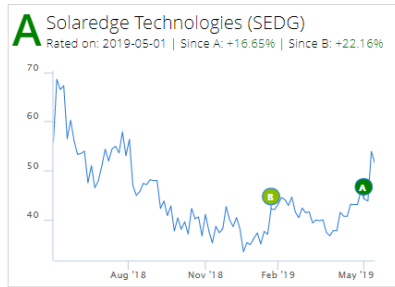
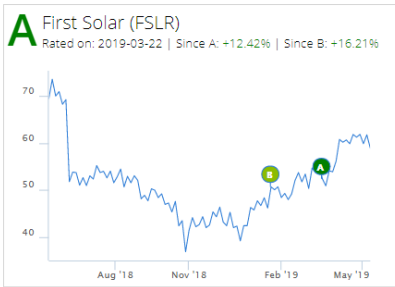
Best Performers



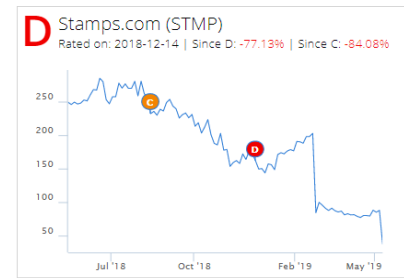
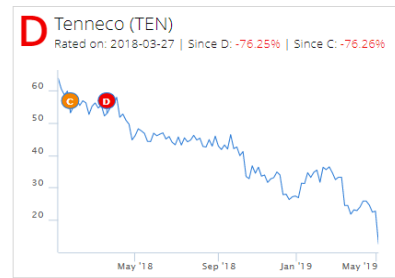
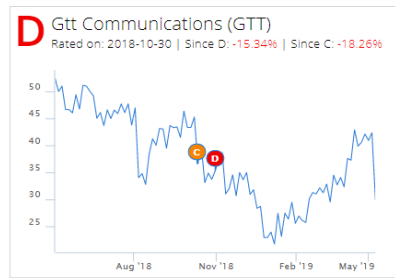
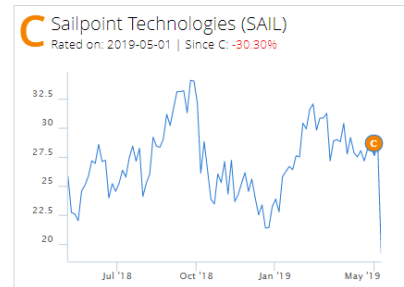
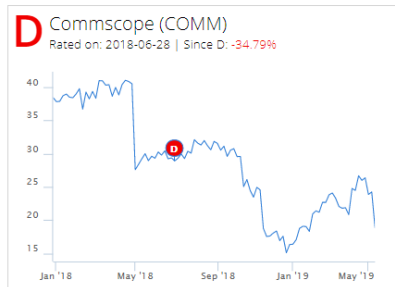
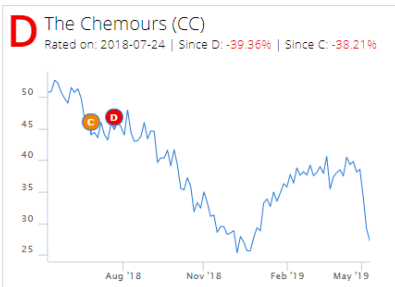
Worst Performers



Bottom Fishing Ideas



New Lows



SMART MOMENTUM RATING

Ticker	Name	Mkt Cap	Rating	Smart			Quintile	Retr	Perf.
				Momentum	Retracement	Ranking		outliers	since trend
BFC	Bank First National	427.84M	A	3	-8.37%	1	2		1139.05%
INS	Intelligent Systems	399.44M	A	3	-7.06%	2	2		1097.08%
CYRX	Cryoport	466.58M	A	3	-8.21%	3	2		731.15%
AXSM	Axsome Therapeutics	659.78M	A	3	0.00%	4	2		653.23%
RNG	Ringcentral	8.64B	A	3	0.00%	5	2		587.47%
MASI	Masimo	7.48B	A	3	0.00%	6	2		557.43%
TNDM	Tandem Diabetes Care	3.74B	A	3	-12.43%	7	2	outlier	2775.89%
DBD	Diebold Nixdorf	831.03M	A	2.7262	-18.42%	8	2	outlier	335.74%
CVRS	Corindus Vascular Robotics	587.74M	A	2.6686	0.00%	9	3		301.18%
COKE	Coca-cola Consolidated	2.64B	A	2.4869	0.00%	10	3		192.16%
TGTX	Tg Therapeutics	725.03M	A	2.3929	-4.36%	11	3		135.76%
SBGI	Sinclair Broadcast	4.05B	A	2.3867	0.00%	12	4		132.01%
WLFC	Willis Lease Finance	347.68M	A	2.3865	0.00%	13	4		131.91%
WLH	William Lyon Homes	631.21M	A	2.3089	-3.92%	14	4		85.37%
FSLR	First Solar	6.21B	A	2.266	-4.72%	15	4		59.61%
AQ	Aquantia	461.50M	B	1.2849	0.00%	16	5		70.92%
SEDG	Solaredge Technologies	2.45B	A	2.2569	-4.36%	17	5		54.12%
RTEC	Rudolph Technologies	782.17M	A	2.2287	-7.32%	18	5		37.23%

Ranking generated by using the default 3 levels template.

Trendrating is the leader in “**trend capture**” models, analytics and technology, serving 100+ institutions worldwide and premier partners including Euronext .

Trendrating provides an innovative , well proven set on analytics to assess and rate the quality of price trends. **The ability to capture trends , profiting from bull markets and avoiding bear phases is the key to superior performance on a consistent basis.** Trendrating makes possible to quickly analyze trends using a rating system where A and B identify bull trends and C and D point to bear trends. This rating approach captures in a systematic and unbiased way medium term price trends that can impact yearly portfolio returns. The rating of trends is additional market intelligence designed to enrich the investment decision process and maximize returns while improving risk control.

Trendrating offers a well validated rating methodology to measure trends (A, B, C, D) easy to integrate into most strategies and models.

A = strong bull trend

B = beginning of a bull trend

C = inception of a bear trend

D = strong bear trend

With Trendrating you can evaluate the direction and the quality of medium to long-term price trends for stocks, ETFs, indices, sectors and countries.

Trendrating is equally effective at identifying meaningful trends at the macro level, as well as screening from the bottom up to validate or generate new ideas.

CONTACT US

info@trendrating.net

+44 (20) 3823 2215

www.trendrating.com

The evaluations, rankings and information provided by Trendrating (the "Services") are provided solely for the use of finance professionals (the "Users") who have been issued a license to use the Services by Trendrating and who, by nature of their status as investment professions understand, or are expected to understand, the complexity of finance products, the functioning of the markets and the risks inherent in them. The Services are **not** offered for use by persons not employed or actively working as professionals in the finance and investment industry. The Services are to be used entirely at the risk of the Users. Included in the Services are forward-looking statements that are based on observations, assumptions and calculations that reflect Trendrating's expectations. Forward-looking statements are subject to numerous risks and uncertainties that could cause actual results to materially differ from those expectations. The Services are **not intended to constitute a recommendation** of any specific security or financial product and are to be implemented **solely in conjunction with or as part of a complete investment evaluation** conducted by the Users. Under no circumstances shall Trendrating, its officers, directors, employees or agents be liable for any damages, lost profits or investment losses that result in any way from use of the Services or any interruptions, errors or delays in the Services.