



Dreyfus Active Midcap Fund (DNLRX) - Trend Capture Overlay

January 31, 2018

Executive Summary

Overview

Superior performance on a consistent basis comes from the ability to be in synchrony with major price trends. The ability to capture a large part of bull trends and to avoid most of the bear trends in individual stocks and sectors can dramatically impact returns across market cycles and deliver superior long term performance. The Trendrating solution is designed to improve this ability by providing intelligent analytics that can complement and enhance the investment decision process and produce tangible results.

We can demonstrate Trendrating's ability to materially influence portfolio performance through a historical overlay of its trend capture model on the actual holdings of a portfolio. Through this analysis we demonstrate that induction can seamlessly integrate into the existing workflow of an investment strategy and have a material impact on the performance of the investment strategy.

Trendrating's trend capture model has the unique ability to identify and score the prevailing price trend of a security with high accuracy. The ability to distinguish between securities based on their respective price trend should be of paramount importance to every portfolio no matter the type of its investment strategy. Every investment manager should infuse the decision making process with information that facilitates the selection of securities whose prices are trending, rather than ones whose price trends are disconnected from their fundamentals.

Trendrating Model

The Trendrating model assigns each security a directional rating; uptrends (**A** or **B**) and downtrends (**C** or **D**). A continuous absolute rating scale, **Smart Momentum (SM)**, is constructed to facilitate relative ranking of a universe of securities. The discrete rating distinguishes between securities in uptrends and downtrends, whilst the continuous rating allows ranking within the same rating bucket. In tandem, the two rating frameworks facilitate a flexible and robust framework for security selection and portfolio construction.

Analysis Framework

- Select holdings history for which constituent history is complete and for which there are very few missing periods in the history selected for the analysis
- The universe of stocks in the benchmark associated with the investment fund is used as a buy universe from which to find alternative securities. In absence of a named benchmark, an appropriate buy universe is assigned for the analysis
- In each rebalancing period in the holdings history of the portfolio:
 - Identify all **C** & **D** rated securities
 - Amongst the **C** & **D** rated securities, identify stocks with extreme negative SM scores¹ whilst in a negative price trend, are quite susceptible to sharp upward price swings during and post market shocks. Good risk management practice advocates a robust mechanism for identifying outliers and then implementing a framework of insulating the investment portfolio from their erratic behaviour. In this analysis, we do not alter positions with extreme SM scores
 - Reallocate weight of **C** & **D** rated securities into an **A** or **B** rated security with the highest SM score in the same region/country, industry/sector, and currency²
- Returns for the Fund, Trend Capture Portfolio³, and Benchmark are price returns calculated from the individual constituent level for each of the three portfolios

¹Our empirical research shows that an SM scores of -2.90 is a valid extreme threshold value

²User determined parameters that are relaxed in hierarchal order if no optimal match is found

³The portfolio generated as a result of the trend capture overlay on the holdings of the investment fund

Report Description

- Trend Overlay Summary Data
 - Key info: Provides information on analysis history, fund benchmark, and the analysis rebalancing frequency
 - The two bar charts respectively compare the annual return and annual volatility of the original fund and of the trend capture portfolio
 - The line chart captures the cumulative return of the fund, of the trend capture portfolio, and of the benchmark if applicable
 - Summary Metrics: This table provides key performance and risk metrics of the original fund and of the trend capture portfolio
- Risk-Return Profile
 - Comparative Analysis
 - Annualised Excess Return analysis: The comparisons of the excess return of the trend capture portfolio vs the fund, and if applicable, of the fund vs the benchmark and of the trend capture portfolio vs the benchmark
 - Annualised Tracking Error analysis: The tracking error between the trend capture fund and the original fund captures the magnitude of the differences between the overlay portfolio and the original portfolio. It should be different enough without departing from the original investment strategy. The comparisons of the tracking errors versus the benchmark, if applicable, validates the fact that the overlay strategy does not change the investment mandate
 - Annual Tables
 - The first set of columns tabulate the year by year returns of the trend capture portfolio and its excess return over the original fund and its benchmark
 - The next set of columns present the volatility comparison where the key message is that the volatility of the trend capture portfolio should not differ materially from that of the original fund
 - The third set of results illustrates the reduction in drawdowns that can be achieved through the trend capture overlay. Reduction in downside risk during market declines is perhaps the most important benefit a model can provide
 - TCR Analysis
 - TCR (Trend Capture Rating) is a forward-looking risk metric of an aggregate⁴ calculated from the constituent level weights and ratings from the Trendrating model
 - The trend capture overlay should raise the TCR of the original portfolio
 - Portfolios that maintain a higher TCR tend to outperform and periods with higher TCR tend to deliver superior returns
 - Trendrating's recommendation to clients is to endeavour to maintain a high TCR to improve consistency of portfolio returns
- Historical Portfolio Details
 - The top section provides information on the number of number and weight of the **C** & **D** rated constituents that have been switched on a chosen rebalance period⁵
 - Transaction Table: Tabulates all the matched trades performed in the latest rebalancing period and contains the Ticker, Name, Weight, Rating, and Smart Momentum score of each security traded in the given holding period
- Allocation
 - Regional allocation for the latest rebalance period
 - Sector allocation for the latest rebalance period
- Appendix
 - Contains the full history of trades performed in the analysis presented by rebalance period and identifies all trades securities and matched trades

⁴Portfolio, Index, Sector etc.

⁵The default is the latest rebalance period

Trend Overlay Summary

Key info

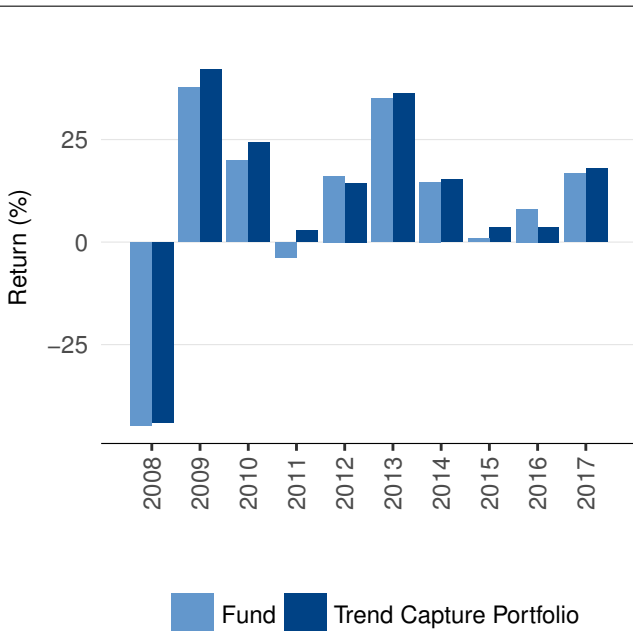
Data Range

2008-01-01 to 2017-12-29

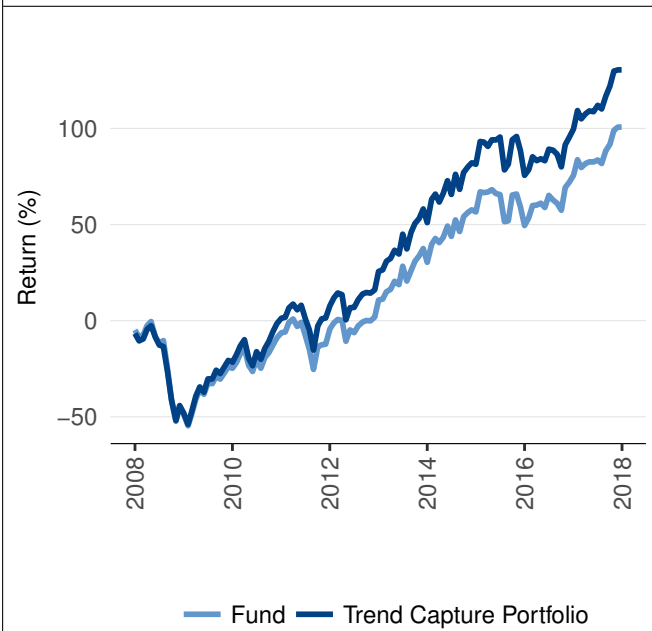
Rebalancing

Monthly

Return



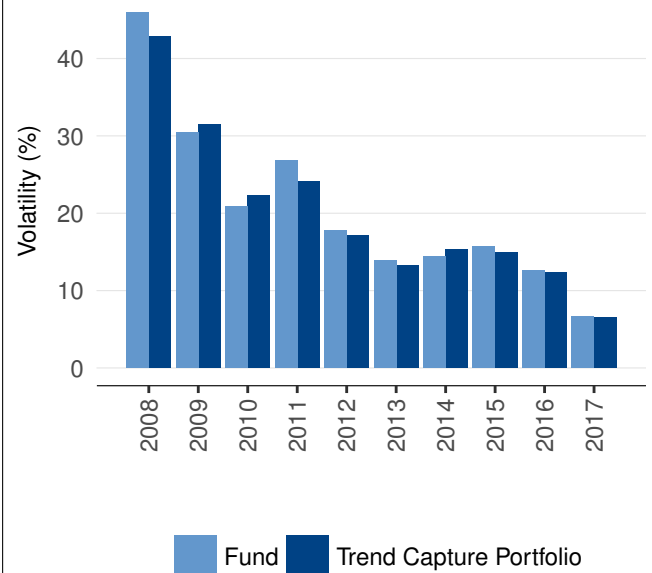
Cumulative return



Summary Metrics

	Fund	TC Portfolio	Diff
PERFORMANCE			
Annualised (%)	7.02	9.29	2.27
Monthly Avg (%)	0.76	0.91	0.15
Hit Rate (%)	63.33	63.33	0.00
RISK			
Annualised volatility (%)	24.17	22.14	-2.03
Max Drawdown (%)	-56.06	-50.29	5.77
Skewness	-0.73	-0.51	0.22
Kurtosis	2.12	1.49	-0.63
KEY RATIOS			
Infomation Ratio	0.29	0.42	0.13
Sortino Ratio	0.17	0.23	0.06
WEIGHT SWITCHED			
Monthly Avg (%)		7.84	

Volatility



	Fund	TC Portfolio	Diff	Diff (%)
Cumulative Return (%)	97.17	143.18	46.01	47.36
Avg Drawdown (%)	-7.76	-7.47	0.29	3.71
Avg TCR	B	A-		

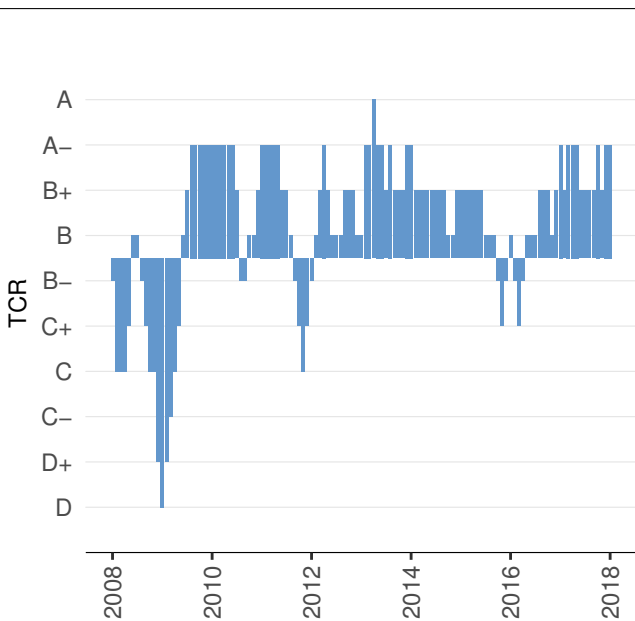
Risk-Return Profile

Comparative Analysis

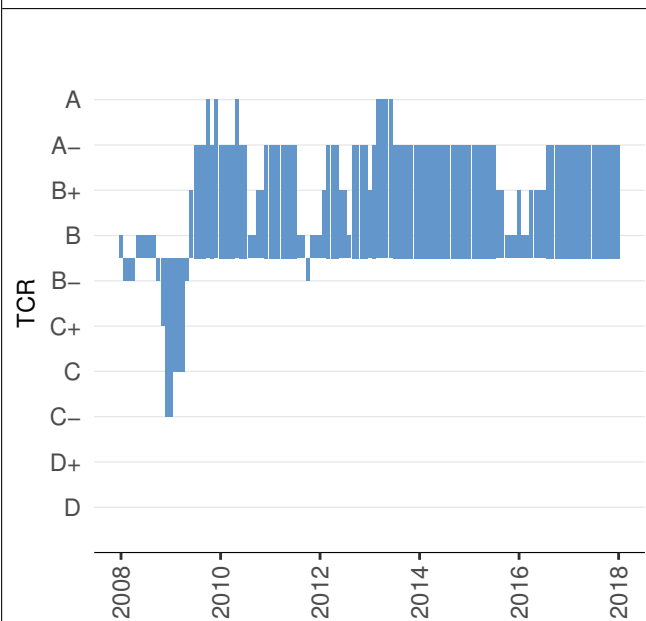
	Fund	Fund
Annualised Excess Return (%)		Annualised Tracking Error (%)
Trend Capture Portfolio	1.75	Trend Capture Portfolio
		3.71

Year	Return (%) TC Port	Excess over Fund	Volatility (%) TC Port	Excess over Fund	Max Drawdown (%) TC Port	Excess over Fund
2017	17.98	1.29	6.54	-0.12	-2.07	0.16
2016	3.67	-4.38	12.28	-0.27	-6.81	-0.70
2015	3.47	2.51	14.90	-0.79	-8.76	1.13
2014	15.17	0.53	15.30	0.89	-4.51	0.71
2013	36.32	1.31	13.23	-0.61	-5.30	0.73
2012	14.42	-1.68	17.19	-0.59	-12.21	-0.95
2011	2.89	6.58	24.12	-2.71	-22.05	3.96
2010	24.19	4.35	22.25	1.40	-15.04	-1.20
2009	42.02	4.37	31.47	0.97	-17.55	0.41
2008	-44.13	0.63	42.80	-3.22	-51.90	0.41

Fund TCR



Trend Capture Portfolio TCR



Historical Portfolio Details

Holding period: 2017-12-01 to 2017-12-28

	Fund	TC Port
Number of holdings	102	102
Number of C & D rated holdings - switched	12	-
Weight of C & D rated holdings - switched (%)	9.08	-

Transaction table

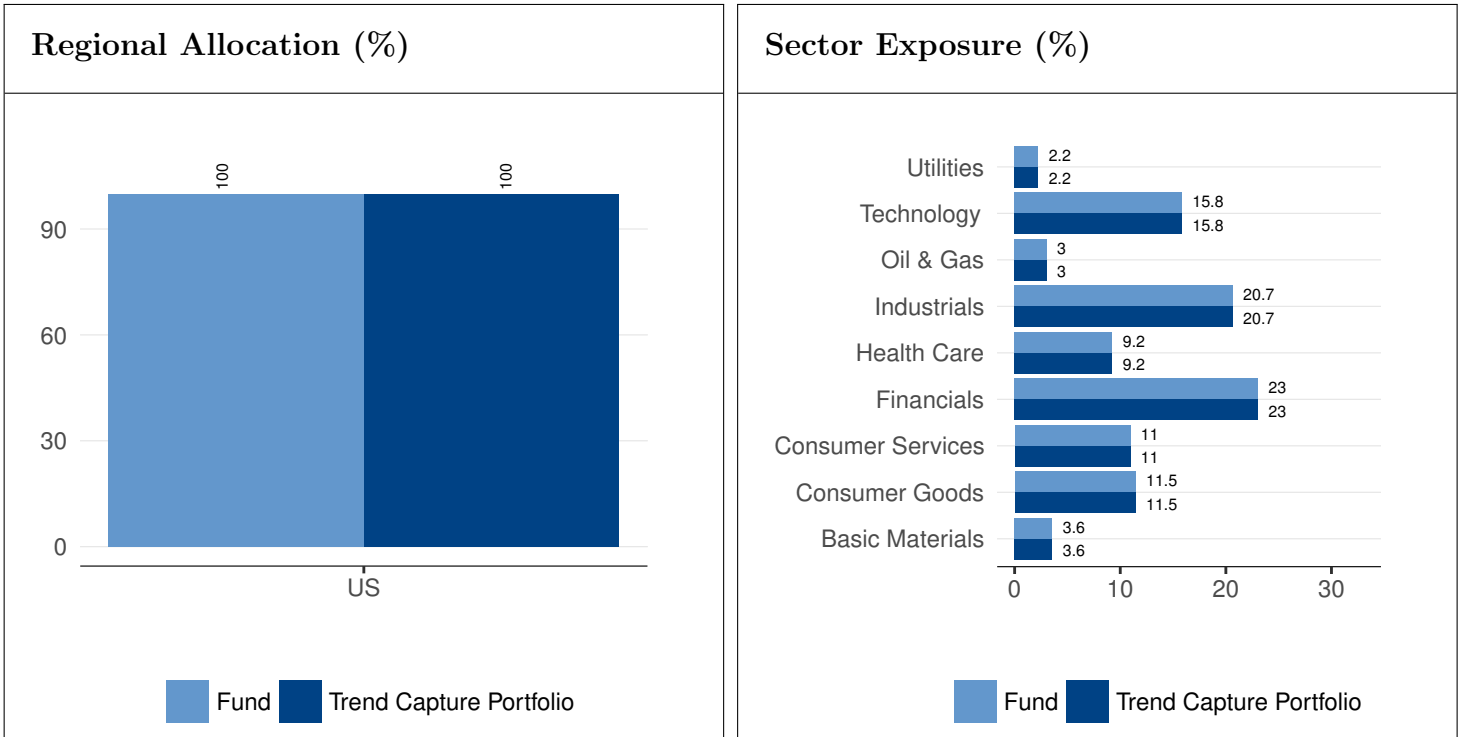
The table shows the fund portfolio C & D rated positions at the beginning of the holding period. These positions have been switched with A and B rated stocks near by mkt cap, market and sector in respect to the original fund positions.

Switched positions

Ticker	Name	R	SM	W (%)	C (%)	Ticker	Name	R	SM	W (%)	C (%)
BC	Brunswick	D	-2.86	1.23	0.01	TTWO	Take-two Interactive Software	A	2.78	1.23	-0.01
CPB	Campbell Soup	D	-2.88	1.37	-0.03	THO	Thor Industries	A	2.51	1.37	-0.01
NCR	Ncr	D	-2.89	0.97	0.07	AMD	Advanced Micro Devices	A	3.00	0.97	-0.04
EPC	Edgewell Personal Care	D	-2.87	0.21	0.00	PF	Pinnacle Foods	A	2.43	0.21	0.01
OMC	Omnicom	D	-2.86	1.12	-0.01	MTN	Vail Resorts	A	2.57	1.12	-0.06
SJM	Jm Smucker	D	-2.88	0.69	0.05	POOL	Pool	A	2.40	0.69	0.02
UTHR	United Therapeutics	D	-2.84	1.32	0.14	ALNY	Alnylam Pharmaceuticals	A	2.73	1.32	-0.10
WMB	Williams Companies	D	-2.85	0.09	0.00	RES	Rpc	A	2.49	0.09	0.00
CRUS	Cirrus Logic	D	-2.88	1.00	-0.02	SQ	Square	A	2.76	1.00	-0.09
AES	Aes	D	-2.84	0.06	0.00	NRG	Nrg Energy	A	2.47	0.06	0.00
PDM	Piedmont Office Realty Trust	D	-2.86	0.06	-0.00	MSCI	Msci	A	2.79	0.06	-0.00
BRX	Brixmor Property	D	-2.84	0.95	0.03	CONE	Cyrusone	A	2.57	0.95	-0.03

R - Rating, SM - Smart Momentum, W - Weight, C - Contribution to Return

Allocation



Appendix

Switched positions (Fund vs Trend Capture Portfolio)

Date	Ticker	Name	R	SM	W (%)	Ticker	Name	R	SM	W (%)
2008-01-01	AMB	Prologis	C	-1.85	3.20	MA	Mastercard	A	2.82	3.20
2008-01-01	DNB	Dun & Bradstreet	C	-1.86	1.30	DLB	Dolby Laboratories	A	2.46	1.30
2008-01-01	ADCT	ADC Telecommunications	C	-1.88	1.10	WFR	SunEdison	A	2.54	1.10
2008-01-01	DRI	Darden Restaurants	D	-2.90	1.00					
2008-01-01	GAS	AGL Resources	D	-2.86	0.40	AYE	Allegheny Energy	A	2.40	0.40
2008-01-01	AVT	Avnet	C	-1.87	1.50	BEAV	B/e Aerospace	A	3.00	1.50
2008-01-01	BDK	Black & Decker	D	-2.88	0.40	BG	Bunge	A	2.37	0.40
2008-01-01	WIN	Windstream Holdings	D	-2.86	0.70	MOS	Mosaic Company	A	3.00	0.70
2008-01-01	CINF	Cincinnati Financial	D	-2.85	0.70	JNS	Janus Capital	A	2.39	0.70
2008-01-01	FDO	Family Dollar Stores	D	-2.91	1.40					
2008-01-01	HBAN	Huntington Bancshares	D	-2.90	1.20					
2008-01-01	HST	Host Hotels & Resorts	D	-2.90	1.10					
2008-01-01	HFC	Hollyfrontier	C	-1.89	0.80	FSLR	First Solar	A	3.00	0.80
2008-01-01	KR	Kroger	C	-1.85	0.90	EXPE	Expedia	A	2.40	0.90
2008-01-01	FMD	First Marblehead Corporation	D	-2.94	0.30					
2008-01-01	MAN	Manpower Rg	D	-2.90	1.50					
2008-01-01	MAT	Mattel	D	-2.89	1.40	LUK	Leucadia National	A	2.31	1.40
2008-01-01	PCG	Pg&e	D	-2.85	1.80	CEG	Constellation Energy	A	2.33	1.80
2008-01-01	PDCO	Patterson Companies	D	-2.86	0.70	ESRX	Express Scripts Holding	A	2.41	0.70
2008-01-01	DLTR	Dollar Tree	D	-2.91	1.10					
2008-01-01	SNPS	Synopsys	D	-2.85	0.50	JNPR	Juniper Networks	A	2.45	0.50
2008-01-01	SAF	Safeco Corp	D	-2.87	0.70	NTRS	Northern Trust	A	2.33	0.70
2008-01-01	SHW	Sherwin-williams	D	-2.87	1.50	CVA	Covanta	A	3.00	1.50
2008-01-01	TFX	Teleflex	D	-2.88	0.60	HSIC	Henry Schein	A	2.36	0.60
2008-01-01	TNB	Thomas & Betts	C	-1.87	0.60	PWR	Quanta Services	A	2.87	0.60
2008-01-01	SLG	SI Green Realty	D	-2.89	0.30	EV	Eaton Vance	A	2.31	0.30
2008-01-01	XRX	Xerox	D	-2.85	1.30	AGCO	Agco	A	2.72	1.30
2008-01-01	CBG	Cbre	D	-2.91	0.90					
2008-01-01	AWC	Alumina	D	-2.88	0.60	THI	Restaurant Brands International	A	2.23	0.60
2008-01-01	HLTH	HLTH Corporation	C	-1.86	0.90	NVT	NAVTEQ	A	2.41	0.90
2008-01-01	SEE	Sealed Air	D	-2.89	0.30	SHAW	Shaw Group	A	2.51	0.30
2008-01-01	JLL	Jones Lang Lasalle	D	-2.90	1.00					
2008-01-01	PTV	Pactiv Corp	D	-2.88	1.60	LECO	Lincoln Electric	A	2.41	1.60
2008-01-01	AW	Allied Waste	D	-2.87	1.30	SPXC	Spx	A	2.40	1.30
2008-01-01	QWST	Qwest Communications	D	-2.89	2.10	WMB	Williams Companies	A	2.96	2.10
2008-01-01	CMA	Comerica	D	-2.89	1.20	PFG	Principal Financial	A	2.31	1.20
2008-01-01	TEX	Terex	C	-1.88	1.50	APH	Amphenol	A	2.40	1.50
2008-01-01	NTRI	Nutrisystem	D	-2.94	0.60					
2008-01-01	WSH	Willis Group Holdings	D	-2.86	0.20	TROW	T Rowe Price	A	2.29	0.20
2008-01-01	HPT	Hospitality Properties Trust	D	-2.89	0.80	NDAQ	Nasdaq	A	2.28	0.80
2008-01-01	NTAP	Netapp	D	-2.90	0.80	BMC	BMC Software	A	2.41	0.80
2008-01-01	STAR	Istar	D	-2.92	0.70					
2008-01-01	ABC	Amerisourcebergen	D	-2.86	1.70	BKC	Burger King Holdings	A	2.37	1.70
2008-02-01	AMB	Prologis	D	-2.87	3.40	MA	Mastercard	A	2.82	3.40
2008-02-01	DNB	Dun & Bradstreet	D	-2.85	1.60	DLB	Dolby Laboratories	A	2.45	1.60
2008-02-01	GME	Gamestop Corp New	C	-1.86	1.00	APOL	Apollo Educat Grp	A	2.40	1.00
2008-02-01	ADCT	ADC Telecommunications	D	-2.88	1.20	WFR	SunEdison	A	2.46	1.20
2008-02-01	NVDA	Nvidia	C	-1.89	0.70	NVT	NAVTEQ	A	2.41	0.70
2008-02-01	DRI	Darden Restaurants	D	-2.90	1.10	LBTYA	Liberty Global plc Cl A	A	2.37	1.10

Date	Ticker	Name	R	SM	W (%)	Ticker	Name	R	SM	W (%)
2008-02-01	GAS	AGL Resources	D	-2.85	0.40	AYE	Allegheny Energy	A	2.35	0.40
2008-02-01	AVT	Avnet	D	-2.86	1.80	BEAV	B/e Aerospace	A	3.00	1.80
2008-02-01	BDK	Black & Decker	D	-2.87	0.40	BG	Bunge	A	2.40	0.40
2008-02-01	WIN	Windstream Holdings	D	-2.87	0.70	CNX	Consol Energy	A	2.44	0.70
2008-02-01	ADS	Alliance Data Systems	C	-1.89	0.20	CVA	Covanta	A	3.00	0.20
2008-02-01	CINF	Cincinnati Financial	D	-2.86	0.70	NTRS	Northern Trust	A	2.32	0.70
2008-02-01	RGC	Regal Entertainment	D	-2.86	0.30	BKC	Burger King Holdings	A	2.34	0.30
2008-02-01	CMI	Cummins	C	-1.89	1.80	PWR	Quanta Services	A	2.75	1.80
2008-02-01	FDO	Family Dollar Stores	D	-2.90	1.80	GES	Guess?	A	2.31	1.80
2008-02-01	PBG	Pepsi Bottling	C	-1.86	1.70	ATVI	Activision Blizzard	A	2.26	1.70
2008-02-01	NOV	National Oilwell Varco	C	-1.87	2.60	FSLR	First Solar	A	3.00	2.60
2008-02-01	FWLT	Foster Wheeler	C	-1.86	0.40	AGCO	Agco	A	2.66	0.40
2008-02-01	HBAN	Huntington Bancshares	D	-2.91	1.20					
2008-02-01	CHK	Chesapeake Energy	C	-1.85	3.30	NBL	Noble Energy	A	2.75	3.30
2008-02-01	HST	Host Hotels & Resorts	D	-2.90	1.30	PFJ	Principal Financial	A	2.28	1.30
2008-02-01	HFC	Hollyfrontier	D	-2.90	0.90	FTO	Frontier Oil	A	2.39	0.90
2008-02-01	HRS	Harris	C	-1.86	1.00	BMC	BMC Software	A	2.39	1.00
2008-02-01	IFF	International Flavors & Fragrances	D	-2.87	0.70	MOS	Mosaic Company	A	3.00	0.70
2008-02-01	JEC	Jacobs Engineering	C	-1.87	1.10	SPXC	Spx	A	2.40	1.10
2008-02-01	NCR	Ncr	C	-1.87	1.10	VRSN	Verisign	A	2.35	1.10
2008-02-01	KR	Kroger	C	-1.85	0.90	URBN	Urban Outfitters	A	2.25	0.90
2008-02-01	COL	Rockwell Collins	C	-1.86	0.50	APH	Amphenol	A	2.34	0.50
2008-02-01	FMD	First Marblehead Corporation	D	-2.93	0.30					
2008-02-01	MAN	Manpower Rg	D	-2.90	1.70	JOY	Joy Global	A	2.33	1.70
2008-02-01	MAT	Mattel	D	-2.88	0.60	GNTX	Gentex	A	2.21	0.60
2008-02-01	MDP	Meredith	D	-2.87	0.40	CPRT	Copart	A	2.24	0.40
2008-02-01	CIEN	Ciena	C	-1.91	0.50					
2008-02-01	NVLS	Novellus Systems	D	-2.85	0.60	HEW	Hewitt Associates	A	2.31	0.60
2008-02-01	ISIL	Intersil	D	-2.88	1.30	BEAS	BEA Systems	A	2.29	1.30
2008-02-01	PCG	Pg&e	D	-2.86	1.60	CEG	Constellation Energy	A	2.31	1.60
2008-02-01	PDCO	Patterson Companies	D	-2.86	0.70	ESRX	Express Scripts Holding	A	2.37	0.70
2008-02-01	TAP	Molson Coors Brewing	C	-1.87	0.40	CHD	Church & Dwight	A	2.21	0.40
2008-02-01	DLTR	Dollar Tree	D	-2.90	1.30	CTCM	CTC Media	A	2.21	1.30
2008-02-01	SNPS	Synopsys	D	-2.87	0.40	ADSK	Autodesk	A	2.23	0.40
2008-02-01	SAF	Safeco Corp	D	-2.88	0.60	NDAQ	Nasdaq	A	2.26	0.60
2008-02-01	SHW	Sherwin-williams	D	-2.87	1.70	FLS	Flowserve	A	2.32	1.70
2008-02-01	TFX	Teleflex	D	-2.88	0.70	RESP	Respironics	A	2.32	0.70
2008-02-01	TIF	Tiffany	C	-1.88	1.00	JW.A	John Wiley & Sons	A	2.21	1.00
2008-02-01	TNB	Thomas & Betts	D	-2.88	0.60	SRCL	Stericycle	A	2.32	0.60
2008-02-01	SLG	Sl Green Realty	D	-2.89	0.30	NLY	Annaly Capital Management	A	2.26	0.30
2008-02-01	XRX	Xerox	D	-2.85	1.40	KEX	Kirby	A	2.28	1.40
2008-02-01	ACAS	American Cap	D	-2.87	0.30	BLK	Blackrock	A	2.25	0.30
2008-02-01	CAM	Cameron International Corp.	C	-1.87	0.40	RRC	Range Resources	A	2.35	0.40
2008-02-01	CBG	Cbre	D	-2.92	0.80					
2008-02-01	PCP	Precision Castparts	C	-1.87	2.40	TT	Trane	A	2.28	2.40
2008-02-01	AWC	Alumina	D	-2.90	0.50	THI	Restaurant Brands International	A	2.21	0.50
2008-02-01	HLTH	HLTH Corporation	D	-2.89	0.60	RMBS	Rambus	A	2.23	0.60
2008-02-01	SEE	Sealed Air	D	-2.87	0.40	GR	Goodrich	A	2.28	0.40
2008-02-01	JLL	Jones Lang Lasalle	D	-2.89	1.30	FII	Federated Investors	A	2.24	1.30
2008-02-01	PTV	Pactiv Corp	D	-2.87	0.90	LLL	L-3 Communications	A	2.27	0.90
2008-02-01	AW	Allied Waste	D	-2.88	1.30	HSC	Harsco	A	2.26	1.30
2008-02-01	QWST	Qwest Communications	D	-2.91	1.90					

Date	Ticker	Name	R	SM	W (%)	Ticker	Name	R	SM	W (%)
2008-02-01	CMA	Comerica	D	-2.88	1.10	VTR	Ventas	A	2.23	1.10
2008-02-01	TEX	Terex	D	-2.89	1.30	JBHT	J.b.hunt Transport Services	A	2.22	1.30
2008-02-01	JNY	Jones Group	D	-2.92	0.60					
2008-02-01	NRG	Nrg Energy	C	-1.86	0.90	PPL	Ppl	A	2.28	0.90
2008-02-01	MIR	Mirant Corp	D	-2.86	0.70	CG	Lorillard	A	2.62	0.70
2008-02-01	ROP	Roper Technologies	C	-1.87	0.80	TXT	Textron	A	2.22	0.80
2008-02-01	HPT	Hospitality Properties Trust	D	-2.88	0.90	IRM	Iron Mountain	A	2.23	0.90
2008-02-01	NTAP	Netapp	D	-2.90	0.60					
2008-02-01	STAR	Istar	D	-2.91	0.80					
2008-02-01	WYNN	Wynn Resorts	C	-1.89	2.70	SIRI	Sirius XM Holdings	A	2.21	2.70
2008-02-01	EXPE	Expedia	C	-1.89	0.50	XMSR	XM Satellite Radio Hold - Cl A	A	2.20	0.50
2008-03-03	AMB	Prologis	D	-2.87	3.20	MA	Mastercard	A	2.72	3.20
2008-03-03	FLR	Fluor	C	-1.86	0.40	CVA	Covanta	A	3.00	0.40
2008-03-03	DNB	Dun & Bradstreet	D	-2.87	1.50	DLB	Dolby Laboratories	A	2.41	1.50
2008-03-03	GME	Gamestop Corp New	C	-1.89	0.90	LBTYA	Liberty Global plc Cl A	A	2.34	0.90
2008-03-03	ADCT	ADC Telecommunications	D	-2.89	1.10	WFR	SunEdison	A	2.48	1.10
2008-03-03	NVE	NV Energy	D	-2.88	1.10	AYE	Allegheny Energy	A	2.32	1.10
2008-03-03	NVDA	Nvidia	C	-1.91	0.60					
2008-03-03	DRI	Darden Restaurants	D	-2.89	0.80	BKC	Burger King Holdings	A	2.33	0.80
2008-03-03	GAS	AGL Resources	D	-2.87	0.40	CEG	Constellation Energy	A	2.29	0.40
2008-03-03	AVT	Avnet	D	-2.87	1.70	BEAV	B/e Aerospace	A	2.96	1.70
2008-03-03	WIN	Windstream Holdings	D	-2.87	0.70	CNX	Consol Energy	A	2.44	0.70
2008-03-03	ADS	Alliance Data Systems	C	-1.90	0.10					
2008-03-03	CINF	Cincinnati Financial	D	-2.86	0.80	NLY	Annaly Capital Management	A	2.26	0.80
2008-03-03	RGC	Regal Entertainment	D	-2.86	0.50	APOL	Apollo Educat Grp	A	2.28	0.50
2008-03-03	CMI	Cummins	C	-1.88	1.90	AGCO	Agco	A	2.70	1.90
2008-03-03	ED	Consolidated Edison	D	-2.86	1.20	STR	Questar Corp	A	2.28	1.20
2008-03-03	FDO	Family Dollar Stores	D	-2.91	1.70					
2008-03-03	PBG	Pepsi Bottling	C	-1.87	1.70	CROX	Crocs	A	2.35	1.70
2008-03-03	NOV	National Oilwell Varco	C	-1.87	3.40	FSLR	First Solar	A	3.00	3.40
2008-03-03	HBAN	Huntington Bancshares	D	-2.92	0.70					
2008-03-03	HCC	HCC Insurance Hldgs	D	-2.87	0.80	PFG	Principal Financial	A	2.25	0.80
2008-03-03	HST	Host Hotels & Resorts	D	-2.90	1.20					
2008-03-03	HFC	Hollyfrontier	D	-2.89	1.00	NBL	Noble Energy	A	2.83	1.00
2008-03-03	HRS	Harris	C	-1.88	1.00	NVT	NAVTEQ	A	2.41	1.00
2008-03-03	IFF	International Flavors & Fragrances	D	-2.87	0.70	MOS	Mosaic Company	A	3.00	0.70
2008-03-03	IR	Ingersoll-rand	D	-2.87	1.00	SPXC	Spx	A	2.40	1.00
2008-03-03	NCR	Ncr	D	-2.86	1.30	BMC	BMC Software	A	2.37	1.30
2008-03-03	KR	Kroger	D	-2.86	0.30	URBN	Urban Outfitters	A	2.25	0.30
2008-03-03	COL	Rockwell Collins	D	-2.87	0.60	FLS	Flowserve	A	2.37	0.60
2008-03-03	FMD	First Marblehead Corporation	D	-2.95	0.20					
2008-03-03	MAN	Manpower Rg	D	-2.90	1.80	JOY	Joy Global	A	2.34	1.80
2008-03-03	MDP	Meredith	D	-2.88	0.40	CPRT	Copart	A	2.25	0.40
2008-03-03	CIEN	Ciena	C	-1.91	0.50					
2008-03-03	ISIL	Intersil	D	-2.89	1.40	VRSN	Verisign	A	2.34	1.40
2008-03-03	PCG	Pg&e	D	-2.87	1.50	PPL	Ppl	A	2.26	1.50
2008-03-03	TAP	Molson Coors Brewing	C	-1.85	0.60	BG	Bunge	A	2.35	0.60
2008-03-03	FRO	Frontline	C	-1.85	0.50	HES	Hess	A	2.36	0.50
2008-03-03	DLTR	Dollar Tree	D	-2.90	1.40	CTCM	CTC Media	A	2.22	1.40
2008-03-03	SNPS	Synopsys	D	-2.87	0.50	HEW	Hewitt Associates	A	2.33	0.50
2008-03-03	SAF	Safeco Corp	D	-2.89	0.50	JOE	The St. Joe	A	2.23	0.50

Date	Ticker	Name	R	SM	W (%)	Ticker	Name	R	SM	W (%)
2008-03-03	SHW	Sherwin-williams	D	-2.88	1.70	APH	Amphenol	A	2.31	1.70
2008-03-03	SUG	Southern Union	D	-2.88	0.10	RRC	Range Resources	A	2.42	0.10
2008-03-03	TDS	Telephone And Data Systems	D	-2.90	0.40	MEE	Massey Energy Corp	A	2.36	0.40
2008-03-03	TFX	Teleflex	D	-2.89	0.70	ESRX	Express Scripts Holding International	A	2.35	0.70
2008-03-03	TIF	Tiffany	D	-2.89	1.00	IGT	Game Technology PLC	A	2.21	1.00
2008-03-03	TNB	Thomas & Betts	D	-2.89	0.60	SRCL	Stericycle	A	2.30	0.60
2008-03-03	ALV	Autoliv	D	-2.87	0.40	ATVI	Activision Blizzard	A	2.27	0.40
2008-03-03	SLG	SI Green Realty	D	-2.89	0.30	BLK	Blackrock	A	2.22	0.30
2008-03-03	WWY	Wrigley	C	-1.85	0.40	CHD	Church & Dwight	A	2.20	0.40
2008-03-03	XRX	Xerox	D	-2.86	1.40	TT	Trane	A	2.28	1.40
2008-03-03	JNPR	Juniper Networks	C	-1.89	0.80	BEAS	BEA Systems	A	2.29	0.80
2008-03-03	JNS	Janus Capital	C	-1.89	0.30	FII	Federated Investors	A	2.22	0.30
2008-03-03	ACAS	American Cap Cameron	D	-2.87	0.60	VTR	Ventas	A	2.22	0.60
2008-03-03	CAM	International Corp.	C	-1.87	0.50	SWN	Southwestern Energy	A	2.39	0.50
2008-03-03	MTD	Mettler Toledo International	C	-1.86	0.90	KEX	Kirby	A	2.27	0.90
2008-03-03	PCP	Precision Castparts	C	-1.88	2.40	LLL	L-3 Communications	A	2.27	2.40
2008-03-03	AWC	Alumina	D	-2.88	0.20	THI	Restaurant Brands International	A	2.21	0.20
2008-03-03	HLTH	HLTH Corporation	D	-2.88	0.70	CRM	Salesforce.com	A	2.25	0.70
2008-03-03	JLL	Jones Lang Lasalle	D	-2.90	1.30	AF	Astoria Financial	A	2.21	1.30
2008-03-03	URS	URS Corporation	C	-1.89	0.90	HSC	Harsco	A	2.26	0.90
2008-03-03	AW	Allied Waste	D	-2.88	1.50	R	Ryder System	A	2.25	1.50
2008-03-03	QWST	Qwest Communications	D	-2.91	1.80					
2008-03-03	CMA	Comerica	D	-2.91	0.90					
2008-03-03	JNY	Jones Group	D	-2.93	0.60					
2008-03-03	LNCR	Lincare Holdings	D	-2.86	0.10	RESP	Respironics	A	2.32	0.10
2008-03-03	NRG	Nrg Energy	C	-1.85	1.00	PSD	Puget Energy	A	2.20	1.00
2008-03-03	MIR	Mirant Corp	D	-2.86	0.70	FSTO	Forest Oil	A	2.27	0.70
2008-03-03	LNT	Alliant Energy	D	-2.86	0.80	NFG	National Fuel Gas	A	2.19	0.80
2008-03-03	ROP	Roper Technologies	C	-1.87	0.80	BCO	The Brink's	A	2.23	0.80
2008-03-03	HPT	Hospitality Properties Trust	D	-2.88	1.00	ITG	Investment Technology	A	2.20	1.00
2008-03-03	AXS	Axis Capital	C	-1.85	1.00	PCL	Plum Creek Timber Co	A	2.20	1.00
2008-03-03	STAR	Istar	D	-2.94	0.70					
2008-03-03	WYNN	Wynn Resorts	C	-1.90	2.10					
2008-03-03	EXPE	Expedia	C	-1.89	0.60	TJX	Tjx Companies	A	2.20	0.60
2008-04-01	AME	Ametek	C	-1.84	0.80	BEAV	B/e Aerospace	A	3.00	0.80
2008-04-01	FLR	Fluor	C	-1.85	0.50	CVA	Covanta	A	3.00	0.50
2008-04-01	DNB	Dun & Bradstreet	D	-2.87	1.50	BKC	Burger King Holdings	A	2.36	1.50
2008-04-01	GME	Gamestop Corp New	C	-1.85	1.10	LBTYA	Liberty Global plc Cl A	A	2.32	1.10
2008-04-01	ADCT	ADC Telecommunications	D	-2.90	1.00					
2008-04-01	NVE	NV Energy	D	-2.88	1.00	AYE	Allegheny Energy	A	2.32	1.00
2008-04-01	NVDA	Nvidia	C	-1.91	0.60					
2008-04-01	DRI	Darden Restaurants	D	-2.88	0.90	URBN	Urban Outfitters	A	2.28	0.90
2008-04-01	GAS	AGL Resources	D	-2.87	0.40	STR	Questar Corp	A	2.28	0.40
2008-04-01	AVT	Avnet	D	-2.87	1.70	AGCO	Agco	A	2.66	1.70
2008-04-01	GEN	GenOn Energy	D	-2.86	1.30	PPL	Ppl	A	2.27	1.30
2008-04-01	WIN	Windstream Holdings	D	-2.87	0.70	CNX	Consol Energy	A	2.40	0.70
2008-04-01	CI	Cigna	D	-2.87	2.60	ESRX	Express Scripts Holding	A	2.38	2.60
2008-04-01	ADS	Alliance Data Systems	D	-2.90	0.10	SPXC	Spx	A	2.42	0.10
2008-04-01	CINF	Cincinnati Financial	D	-2.85	0.80	MA	Mastercard	A	2.87	0.80
2008-04-01	CMI	Cummins	C	-1.88	1.80	FLS	Flowserve	A	2.35	1.80
2008-04-01	ED	Consolidated Edison	D	-2.86	1.20	PSD	Puget Energy	A	2.19	1.20
2008-04-01	FDO	Family Dollar Stores	D	-2.90	1.80					

Date	Ticker	Name	R	SM	W (%)	Ticker	Name	R	SM	W (%)
2008-04-01	PBG	Pepsi Bottling	C	-1.87	1.70	RYL	Ryland Gp	A	2.29	1.70
2008-04-01	NOV	National Oilwell Varco	C	-1.87	3.20	FSLR	First Solar	A	3.00	3.20
2008-04-01	FWLT	Foster Wheeler	C	-1.87	0.40	KEX	Kirby	A	2.34	0.40
2008-04-01	HBAN	Huntington Bancshares	D	-2.92	0.60					
2008-04-01	HCC	HCC Insurance Hldgs	D	-2.87	0.70	JOE	The St. Joe	A	2.27	0.70
2008-04-01	HST	Host Hotels & Resorts	D	-2.90	1.20					
2008-04-01	HFC	Hollyfrontier	D	-2.90	0.80					
2008-04-01	HRS	Harris International	C	-1.87	1.00	WFR	SunEdison	A	2.46	1.00
2008-04-01	IFF	Flavors & Fragrances	D	-2.86	0.80	MOS	Mosaic Company	A	3.00	0.80
2008-04-01	IR	Ingersoll-rand	D	-2.86	1.10	APH	Amphenol	A	2.33	1.10
2008-04-01	JEC	Jacobs Engineering	C	-1.85	1.10	JOY	Joy Global	A	2.33	1.10
2008-04-01	NCR	Ncr	D	-2.86	1.20	NVT	NAVTEQ	A	2.37	1.20
2008-04-01	KR	Kroger	D	-2.85	0.30	ROST	Ross Stores	A	2.24	0.30
2008-04-01	COL	Rockwell Collins	D	-2.87	0.60	TT	Trane	A	2.29	0.60
2008-04-01	FMD	First Marblehead Corporation	D	-2.97	0.10					
2008-04-01	MAN	Manpower Rg	D	-2.90	1.90	LLL	L-3 Communications	A	2.28	1.90
2008-04-01	MDP	Meredith	D	-2.89	0.40	CPRT	Copart	A	2.23	0.40
2008-04-01	CIEN	Ciena	D	-2.89	0.60	HEW	Hewitt Associates	A	2.33	0.60
2008-04-01	PCG	Pg&e	D	-2.87	1.50	HE	Hawaiian Electric Industries	A	2.18	1.50
2008-04-01	TAP	Molson Coors Brewing	C	-1.84	0.60	DHI	D.r. Horton	A	2.28	0.60
2008-04-01	FRO	Frontline	D	-2.85	0.50	MEE	Massey Energy Corp	A	2.33	0.50
2008-04-01	SNPS	Synopsys	D	-2.86	0.50	BEAS	BEA Systems	A	2.29	0.50
2008-04-01	SAF	Safeco Corp	D	-2.89	0.50	VTR	Ventas	A	2.25	0.50
2008-04-01	SEIC	Sei Investments	D	-2.87	0.70	AF	Astoria Financial	A	2.23	0.70
2008-04-01	SHW	Sherwin-williams	D	-2.88	1.70	R	Ryder System	A	2.27	1.70
2008-04-01	SUG	Southern Union	D	-2.89	0.10	RRC	Range Resources	A	2.43	0.10
2008-04-01	TDS	Telephone And Data Systems	D	-2.91	0.30					
2008-04-01	TFX	Teleflex	D	-2.90	0.60					
2008-04-01	TIF	Tiffany	D	-2.87	1.10	CTCM	CTC Media	A	2.22	1.10
2008-04-01	TNB	Thomas & Betts	D	-2.90	0.60	CPS	Choicepoint	A	2.25	0.60
2008-04-01	ALV	Autoliv	D	-2.87	0.40	ATVI	Activision Blizzard	A	2.27	0.40
2008-04-01	SLG	SI Green Realty	D	-2.90	0.30	HCBK	Hudson City Bancorp	A	2.22	0.30
2008-04-01	WWY	Wrigley	C	-1.84	0.50	TOL	Toll Brothers	A	2.26	0.50
2008-04-01	XRX	Xerox	D	-2.86	1.40	LSTR	Landstar System	A	2.25	1.40
2008-04-01	JNPR	Juniper Networks	C	-1.89	0.80	CRM	Salesforce.com	A	2.26	0.80
2008-04-01	JNS	Janus Capital	C	-1.89	0.30	FII	Federated Investors	A	2.22	0.30
2008-04-01	ACAS	American Cap Cameron	D	-2.87	0.60	PSA	Public Storage	A	2.22	0.60
2008-04-01	CAM	International Corp.	C	-1.86	0.50	SWN	Southwestern Energy	A	2.39	0.50
2008-04-01	MTD	Mettler Toledo International	C	-1.86	0.90	FAST	Fastenal	A	2.24	0.90
2008-04-01	AIZ	Assurant	C	-1.85	1.50	NLY	Annaly Capital Management	A	2.21	1.50
2008-04-01	PCP	Precision Castparts	C	-1.88	2.40	JBHT	J.b.hunt Transport Services	A	2.23	2.40
2008-04-01	AWC	Alumina	D	-2.89	0.20	STLD	Steel Dynamics	A	2.32	0.20
2008-04-01	HLTH	HLTH Corporation	D	-2.90	0.60	RMBS	Rambus	A	2.23	0.60
2008-04-01	URS	URS Corporation	D	-2.91	0.80					
2008-04-01	AW	Allied Waste	D	-2.87	1.60	KSU	Kansas City Southern	A	2.23	1.60
2008-04-01	QWST	Qwest Communications	D	-2.92	1.60					
2008-04-01	CMA	Comerica	D	-2.90	0.90					
2008-04-01	JNY	Jones Group	D	-2.93	0.60					
2008-04-01	LNCR	Lincare Holdings	D	-2.87	0.10	CRL	Charles River Laboratories International	A	2.30	0.10
2008-04-01	GRP.	Grant Prideco	D	-2.86	0.20	HES	Hess	A	2.35	0.20
2008-04-01	NRG	Nrg Energy	C	-1.86	0.90	SIAL	Sigma Aldrich	A	2.37	0.90

Date	Ticker	Name	R	SM	W (%)	Ticker	Name	R	SM	W (%)
2008-04-01	MIR	Mirant Corp	D	-2.86	0.70	FSTO	Forest Oil	A	2.29	0.70
2008-04-01	LNT	Alliant Energy	D	-2.86	0.80	CLF	Cliffs Natural Resources	A	2.35	0.80
2008-04-01	ROP	Roper Technologies	C	-1.85	0.90	BCO	The Brink's	A	2.23	0.90
2008-04-01	NDAQ	Nasdaq	C	-1.86	0.20	BLK	Blackrock	A	2.21	0.20
2008-04-01	HPT	Hospitality Properties Trust	D	-2.89	0.90	ITG	Investment Technology	A	2.20	0.90
2008-04-01	AXS	Axis Capital	C	-1.86	1.00	CFR	Cullen/frost Bankers	A	2.20	1.00
2008-04-01	FTO	Frontier Oil	D	-2.90	0.10					
2008-04-01	STAR	Istar	D	-2.95	0.50					
2008-04-01	WYNN	Wynn Resorts	C	-1.89	2.40	APOL	Apollo Educat Grp	A	2.22	2.40
2008-04-01	EXPE	Expedia	D	-2.89	0.60	TJX	Tjx Companies	A	2.21	0.60
2008-05-01	DTE	Dte Energy	D	-2.86	0.40	STR	Questar Corp	A	2.30	0.40
2008-05-01	DNB	Dun & Bradstreet	D	-2.86	0.60	BKC	Burger King Holdings	A	2.36	0.60
2008-05-01	RCL	Royal Caribbean Cruises	D	-2.87	0.30	APOL	Apollo Educat Grp	A	2.27	0.30
2008-05-01	GME	Gamestop Corp New	C	-1.85	1.30	ROST	Ross Stores	A	2.27	1.30
2008-05-01	ADCT	ADC Telecommunications	D	-2.89	0.40	NVT	NAVTEQ	A	2.41	0.40
2008-05-01	AEP	American Electric Power	D	-2.85	0.80	PPL	Ppl	A	2.27	0.80
2008-05-01	NVE	NV Energy	D	-2.87	0.90	PSD	Puget Energy	A	2.20	0.90
2008-05-01	NVDA	Nvidia	D	-2.91	0.60					
2008-05-01	AON	Aon	C	-1.84	0.90	MA	Mastercard	A	3.00	0.90
2008-05-01	GAS	AGL Resources	D	-2.87	0.40	HE	Hawaiian Electric Industries	A	2.19	0.40
2008-05-01	AVT	Avnet	D	-2.90	1.30	CVA	Covanta	A	3.00	1.30
2008-05-01	WIN	Windstream Holdings	D	-2.87	0.70	LEAP	Leap Wireless International	B	1.27	0.70
2008-05-01	CI	Cigna	D	-2.88	1.60	ESRX	Express Scripts Holding	A	2.40	1.60
2008-05-01	ADS	Alliance Data Systems	D	-2.88	0.20	SPXC	Spx	A	2.47	0.20
2008-05-01	CINF	Cincinnati Financial	D	-2.86	0.80	VTR	Ventas	A	2.26	0.80
2008-05-01	ED	Consolidated Edison	D	-2.86	1.20	NFG	National Fuel Gas	A	2.19	1.20
2008-05-01	PBG	Pepsi Bottling	C	-1.87	1.70	RYL	Ryland Gp	A	2.28	1.70
2008-05-01	NOV	National Oilwell Varco	C	-1.86	3.20	FSLR	First Solar	A	3.00	3.20
2008-05-01	FWLT	Foster Wheeler	C	-1.86	0.30	APH	Amphenol	A	2.41	0.30
2008-05-01	HBAN	Huntington Bancshares	D	-2.93	0.50					
2008-05-01	HCC	HCC Insurance Hldgs	D	-2.86	0.80	JOE	The St. Joe	A	2.25	0.80
2008-05-01	SFG	Stancorp Fincl	C	-1.84	0.20	HCBK	Hudson City Bancorp	A	2.23	0.20
2008-05-01	HFC	Hollyfrontier	D	-2.91	0.30					
2008-05-01	HRS	Harris	D	-2.86	1.10	WFR	SunEdison	A	2.40	1.10
2008-05-01	HUM	Humana	D	-2.91	1.10					
2008-05-01	IFF	International Flavors & Fragrances	D	-2.87	0.70	MOS	Mosaic Company	A	3.00	0.70
2008-05-01	ADSK	Autodesk	D	-2.87	0.20	HEW	Hewitt Associates	A	2.34	0.20
2008-05-01	JEC	Jacobs Engineering	C	-1.83	1.30	FLS	Flowserve	A	2.41	1.30
2008-05-01	MDP	Meredith	D	-2.91	0.30					
2008-05-01	PCG	Pg&e	D	-2.86	1.40	DYNIQ	Dynergy	B	1.23	1.40
2008-05-01	SNPS	Synopsys	D	-2.86	0.50	CRM	Salesforce.com	A	2.28	0.50
2008-05-01	SEIC	Sei Investments	D	-2.88	0.60	TROW	T Rowe Price	A	2.23	0.60
2008-05-01	SHW	Sherwin-williams	D	-2.87	1.40	JOY	Joy Global	A	2.38	1.40
2008-05-01	SUG	Southern Union	D	-2.88	0.20	SWN	Southwestern Energy	A	2.47	0.20
2008-05-01	TDS	Telephone And Data Systems	D	-2.91	0.30					
2008-05-01	TIF	Tiffany	D	-2.87	1.40	GYI	Getty Images	A	2.25	1.40
2008-05-01	SWY	Safeway Inc	D	-2.84	0.60	CPRT	Copart	A	2.25	0.60
2008-05-01	SLG	Sl Green Realty	D	-2.89	0.30	UDR	Udr	A	2.22	0.30
2008-05-01	TTC	Toro	D	-2.88	0.30	KEX	Kirby	A	2.33	0.30
2008-05-01	VAR	Varian Medical Systems	C	-1.86	0.20	THC	Tenet Healthcare	A	2.35	0.20

Date	Ticker	Name	R	SM	W (%)	Ticker	Name	R	SM	W (%)
2008-05-01	XRX	Xerox	D	-2.86	1.10	R	Ryder System	A	2.31	1.10
2008-05-01	JNPR	Juniper Networks	C	-1.87	0.90	MCHP	Microchip Technology	A	2.24	0.90
2008-05-01	CAM	Cameron International Corp.	C	-1.85	0.50	RRC	Range Resources	A	2.44	0.50
2008-05-01	MTD	Mettler Toledo International	C	-1.86	1.00	TT	Trane	A	2.29	1.00
2008-05-01	AIZ	Assurant	C	-1.84	1.60	NLY	Annaly Capital Management	A	2.22	1.60
2008-05-01	PCP	Precision Castparts	D	-2.87	2.70	LLL	L-3 Communications	A	2.28	2.70
2008-05-01	URS	URS Corporation	D	-2.89	0.50	GDI	Gardner Denver	A	2.27	0.50
2008-05-01	TRH	Transatlantic Holdings	D	-2.85	0.20	EQR	Equity Residential	A	2.22	0.20
2008-05-01	CMA	Comerica	D	-2.90	1.30					
2008-05-01	JNY	Jones Group	D	-2.92	0.60					
2008-05-01	MTW	Manitowoc	C	-1.87	0.20	KSU	Kansas City Southern	A	2.26	0.20
2008-05-01	BG	Bunge	C	-1.86	0.20	ATVI	Activision Blizzard	A	2.27	0.20
2008-05-01	LNT	Alliant Energy	D	-2.85	0.90	DPL	DPL	B	1.19	0.90
2008-05-01	NDAQ	Nasdaq	C	-1.88	1.30	PSA	Public Storage	A	2.21	1.30
2008-05-01	HPT	Hospitality Properties Trust	D	-2.89	0.80	CFR	Cullen/frost Bankers New York Community Bancorp	A	2.21	0.80
2008-05-01	AXS	Axis Capital	D	-2.86	1.00	NYCB		A	2.20	1.00
2008-05-01	STAR	Istar	D	-2.94	0.60					
2008-05-01	KMPR	Kemper	D	-2.87	0.10	ITG	Investment Technology	A	2.20	0.10
2008-05-01	ABC	Amerisourcebergen	D	-2.86	0.40	BJ	BJ's Wholesale Club	A	2.21	0.40
2008-05-01	EXPE	Expedia	D	-2.88	0.60	TJX	Tjx Companies	A	2.21	0.60
2008-06-02	RCL	Royal Caribbean Cruises	D	-2.88	0.20	BIG	Big Lots	A	2.41	0.20
2008-06-02	GME	Gamestop Corp New	C	-1.87	1.10	BKC	Burger King Holdings	A	2.37	1.10
2008-06-02	AEP	American Electric Power	D	-2.86	0.80	STR	Questar Corp	A	2.32	0.80
2008-06-02	NVE	NV Energy	D	-2.87	0.90	PPL	Ppl	A	2.28	0.90
2008-06-02	NVDA	Nvidia	D	-2.90	0.70	NVT	NAVTEQ	A	2.42	0.70
2008-06-02	GAS	AGL Resources	D	-2.87	0.40	DYNIQ	Dynegy	A	2.24	0.40
2008-06-02	AVT	Avnet	D	-2.89	1.40	CVA	Covanta	A	3.00	1.40
2008-06-02	CI	Cigna	D	-2.88	1.50	ESRX	Express Scripts Holding	A	2.41	1.50
2008-06-02	CINF	Cincinnati Financial	D	-2.87	0.70	MA	Mastercard	A	3.00	0.70
2008-06-02	RGC	Regal Entertainment Consolidated	D	-2.86	0.60	ROST	Ross Stores	A	2.28	0.60
2008-06-02	ED	Edison	D	-2.86	1.20	TE	Teco Energy	A	2.23	1.20
2008-06-02	PBG	Pepsi Bottling	D	-2.88	1.60	ATVI	Activision Blizzard	A	2.33	1.60
2008-06-02	HBAN	Huntington Bancshares	D	-2.94	0.50					
2008-06-02	HCC	HCC Insurance Hldgs	D	-2.87	0.80	VTR	Ventas	A	2.24	0.80
2008-06-02	HFC	Hollyfrontier	D	-2.90	0.40					
2008-06-02	HUM	Humana	D	-2.91	1.10					
2008-06-02	IFF	International Flavors & Fragrances	D	-2.87	0.70	MOS	Mosaic Company	A	3.00	0.70
2008-06-02	ADSK	Autodesk	D	-2.87	0.20	WFR	SunEdison	A	2.41	0.20
2008-06-02	MDP	Meredith	D	-2.91	0.30					
2008-06-02	PCG	Pg&e	D	-2.87	1.40	NFG	National Fuel Gas	A	2.22	1.40
2008-06-02	SEIC	Sei Investments	D	-2.88	0.50	JOE	The St. Joe	A	2.23	0.50
2008-06-02	SUG	Southern Union	D	-2.87	0.20	FSLR	First Solar	A	3.00	0.20
2008-06-02	TDS	Telephone And Data Systems	D	-2.89	0.40	LEAP	Leap Wireless International	A	2.29	0.40
2008-06-02	TIF	Tiffany	D	-2.86	1.60	PNRA	Panera Bread	A	2.27	1.60
2008-06-02	TTC	Toro	D	-2.90	0.20	SPXC	Spx	A	2.52	0.20
2008-06-02	VAR	Varian Medical Systems	C	-1.85	0.20	THC	Tenet Healthcare	A	2.32	0.20
2008-06-02	XRX	Xerox	D	-2.87	1.00	FLS	Flowserve	A	2.46	1.00
2008-06-02	JNPR	Juniper Networks	C	-1.88	0.90	HEW	Hewitt Associates	A	2.32	0.90

Date	Ticker	Name	R	SM	W (%)	Ticker	Name	R	SM	W (%)
2008-06-02	URS	URS Corporation	D	-2.87	0.60	JOY	Joy Global	A	2.42	0.60
2008-06-02	TRH	Transatlantic Holdings	D	-2.86	0.10	NLY	Annaly Capital Management	A	2.23	0.10
2008-06-02	CMA	Comerica	D	-2.90	1.30					
2008-06-02	BG	Bunge	C	-1.85	0.20	SNA	Snap-on	A	2.26	0.20
2008-06-02	LNT	Alliant Energy	D	-2.86	0.90	PSD	Puget Energy	A	2.21	0.90
2008-06-02	NDAQ	Nasdaq	C	-1.89	1.20	BRE	BRE Properties	A	2.23	1.20
2008-06-02	HPT	Hospitality Properties Trust	D	-2.90	0.80	LPT	Liberty Property Trust	A	2.22	0.80
2008-06-02	AXS	Axis Capital	D	-2.86	1.00	NFS	Nationwide Financial Serv - A	A	2.22	1.00
2008-06-02	STAR	Istar	D	-2.94	0.60					
2008-06-02	KMPR	Kemper	D	-2.88	0.10	ESS	Essex Property Trust	A	2.22	0.10
2008-06-02	ABC	Amerisourcebergen	D	-2.86	0.40	CPRT	Copart	A	2.26	0.40
2008-06-02	EXPE	Expedia	D	-2.89	0.60	GYI	Getty Images	A	2.25	0.60
2008-07-01	THI	Restaurant Brands International	D	-2.86	0.20	ANR	Alpha Natural Resources	A	3.00	0.20
2008-07-01	RCL	Royal Caribbean Cruises	D	-2.92	0.20					
2008-07-01	GME	Gamestop Corp New	C	-1.89	1.00	BIG	Big Lots	A	2.42	1.00
2008-07-01	AEP	American Electric Power	D	-2.87	0.80	STR	Questar Corp	A	2.36	0.80
2008-07-01	NVE	NV Energy	D	-2.88	0.80	PPL	Ppl	A	2.30	0.80
2008-07-01	AVT	Avnet	D	-2.90	1.50	BUCY	Bucyrus International	A	2.62	1.50
2008-07-01	GEN	GenOn Energy	D	-2.87	1.50	TE	Teco Energy	A	2.24	1.50
2008-07-01	CI	Cigna	D	-2.90	1.40	ILMN	Illumina	A	2.51	1.40
2008-07-01	CINF	Cincinnati Financial	D	-2.91	0.60					
2008-07-01	RGC	Regal Entertainment Consolidated	D	-2.87	0.60	BKC	Burger King Holdings	A	2.35	0.60
2008-07-01	ED	Edison	D	-2.87	1.30	DYNIQ	Dynegy	A	2.23	1.30
2008-07-01	PBG	Pepsi Bottling Fifth Third Bancorp	D	-2.89	1.60	ATVI	Activision Blizzard	A	2.33	1.60
2008-07-01	FITB	Fifth Third Bancorp	D	-2.96	0.20					
2008-07-01	TGNA	Tegna	D	-2.94	0.10					
2008-07-01	GPS	Gap	C	-1.87	0.80	ROST	Ross Stores	A	2.28	0.80
2008-07-01	HCC	HCC Insurance Hldgs	D	-2.89	0.80	VTR	Ventas	A	2.22	0.80
2008-07-01	GEF	Greif	C	-1.85	0.30	SPXC	Spx	A	2.50	0.30
2008-07-01	HUM	Humana International	D	-2.92	1.00					
2008-07-01	IFF	Flavors & Fragrances	D	-2.88	0.80	CF	Cf Industries	A	3.00	0.80
2008-07-01	IR	Ingersoll-rand	D	-2.87	1.80	FLS	Flowserve	A	2.46	1.80
2008-07-01	ADSK	Autodesk	D	-2.89	0.10	NVT	NAVTEQ	A	2.42	0.10
2008-07-01	MAT	Mattel	D	-2.86	0.20					
2008-07-01	MDP	Meredith	D	-2.92	0.30	CEDCQ	Cent Euro Distribution	A	2.24	0.20
2008-07-01	PDCO	Patterson Companies	D	-2.87	0.90	VRTX	Vertex Pharmaceuticals	A	2.39	0.90
2008-07-01	SEIC	Sei Investments	D	-2.88	0.50	DLR	Digital Realty Trust	A	2.22	0.50
2008-07-01	SUG	Southern Union	D	-2.87	0.20	CLR	Continental Resources	A	2.84	0.20
2008-07-01	TIF	Tiffany	D	-2.88	1.50	GYI	Getty Images	A	2.26	1.50
2008-07-01	TTC	Toro	D	-2.91	0.20					
2008-07-01	XRX	Xerox	D	-2.87	0.40	SCHN	Schnitzer Steel Industries	A	2.40	0.40
2008-07-01	JNPR	Juniper Networks	D	-2.90	0.80					
2008-07-01	CBS	Cbs	D	-2.91	0.30					
2008-07-01	TRH	Transatlantic Holdings	D	-2.87	0.10	LPT	Liberty Property Trust	A	2.22	0.10
2008-07-01	CMA	Comerica	D	-2.93	1.00					
2008-07-01	OI	Owens Illinois Rg	C	-1.88	1.40	APH	Amphenol	A	2.39	1.40
2008-07-01	MTW	Manitowoc	D	-2.88	0.20	JOY	Joy Global	A	2.39	0.20
2008-07-01	LNT	Alliant Energy	D	-2.87	0.90	NFG	National Fuel Gas	A	2.22	0.90
2008-07-01	NDAQ	Nasdaq	C	-1.91	1.00					
2008-07-01	HPT	Hospitality Properties Trust	D	-2.92	0.80					
2008-07-01	AXS	Axis Capital	D	-2.88	0.90	NFS	Nationwide Financial Serv - A	A	2.21	0.90

Date	Ticker	Name	R	SM	W (%)	Ticker	Name	R	SM	W (%)
2008-07-01	STAR	Istar	D	-2.96	0.50					
2008-07-01	CTAS	Cintas	D	-2.89	0.30	GDI	Gardner Denver	A	2.32	0.30
2008-07-01	ABC	Amerisourcebergen	D	-2.86	0.50	WMG	Warner Music Group Corp	A	2.25	0.50
2008-07-01	EQ	Embarq	D	-2.88	0.40	LVLTL	Level 3 Communications	A	2.27	0.40
2008-07-01	EXPE	Expedia	D	-2.91	0.50					
2008-08-01	THI	Restaurant Brands International	D	-2.87	0.20	ANR	Alpha Natural Resources	A	3.00	0.20
2008-08-01	AMB	Prologis	D	-2.86	1.90	PHLY	Philadelphia Cons Hldg	A	2.32	1.90
2008-08-01	RCL	Royal Caribbean Cruises	D	-2.90	0.20					
2008-08-01	GME	Gamestop Corp New	D	-2.90	1.00	BIG	Big Lots	A	2.41	1.00
2008-08-01	AEP	American Electric Power	D	-2.87	0.80	STR	Questar Corp	A	2.25	0.80
2008-08-01	NVE	NV Energy	D	-2.90	0.80	PPL	Ppl	A	2.25	0.80
2008-08-01	AVT	Avnet	D	-2.90	1.50	BUCY	Bucyrus International	A	2.58	1.50
2008-08-01	GEN	GenOn Energy	D	-2.89	1.30	PSD	Puget Energy	A	2.20	1.30
2008-08-01	CI	Cigna	D	-2.89	1.50	ILMN	Illumina	A	2.54	1.50
2008-08-01	CINF	Cincinnati Financial	D	-2.90	0.70	LPT	Liberty Property Trust	A	2.24	0.70
2008-08-01	RGC	Regal Entertainment	D	-2.86	0.70	SGMS	Scientific Games	A	2.30	0.70
2008-08-01	TCO	Taubman Centers	C	-1.86	0.20	ESS	Essex Property Trust	A	2.23	0.20
2008-08-01	ED	Consolidated Edison	D	-2.87	1.30	TE	Teco Energy	A	2.20	1.30
2008-08-01	PBG	Pepsi Bottling	D	-2.89	1.70	ATVI	Activision Blizzard	A	2.34	1.70
2008-08-01	FITB	Fifth Third Bancorp	D	-2.95	0.30					
2008-08-01	FWLT	Foster Wheeler	C	-1.88	0.30	SPXC	Spx	A	2.47	0.30
2008-08-01	TGNA	Tegna	D	-2.95	0.10					
2008-08-01	GPS	Gap	D	-2.88	0.80	ROST	Ross Stores	A	2.29	0.80
2008-08-01	GR	Goodrich	D	-2.89	0.60	FLS	Flowserve	A	2.43	0.60
2008-08-01	HCC	HCC Insurance Hldgs	D	-2.88	0.90	BRE	BRE Properties	A	2.23	0.90
2008-08-01	HST	Host Hotels & Resorts	D	-2.88	0.60	EQIX	Equinix Inc	A	2.23	0.60
2008-08-01	GEF	Greif	C	-1.86	0.30	APH	Amphenol	A	2.40	0.30
2008-08-01	HUM	Humana	D	-2.91	1.20					
2008-08-01	IFF	Flavors & Fragrances	D	-2.88	0.80	CF	Cf Industries	A	3.00	0.80
2008-08-01	IR	Ingersoll-rand	D	-2.87	1.90	JOY	Joy Global	A	2.36	1.90
2008-08-01	ADSK	Autodesk	D	-2.89	0.10	LSI	LSI	A	2.30	0.10
2008-08-01	JEC	Jacobs Engineering	C	-1.87	1.10	JBL	Jabil Circuit	A	2.31	1.10
2008-08-01	LLTC	Linear Technology	C	-1.86	0.90	CPWR	Compuware Corp	A	2.29	0.90
2008-08-01	MAN	Manpower Rg	C	-1.88	1.40	KSU	Kansas City Southern	A	2.30	1.40
2008-08-01	MDP	Meredith	D	-2.93	0.30					
2008-08-01	PDCO	Patterson Companies	D	-2.86	1.00	APPX	APP Pharmaceuticals	A	2.40	1.00
2008-08-01	SEIC	Sei Investments	D	-2.88	0.50	EQR	Equity Residential	A	2.22	0.50
2008-08-01	SUG	Southern Union	D	-2.88	0.20	CLR	Continental Resources	A	2.67	0.20
2008-08-01	SWN	Southwestern Energy	C	-1.88	0.60	HK	Petrohawk Energy	A	2.36	0.60
2008-08-01	TDS	Telephone And Data Systems	D	-2.86	0.40	NI-HDQ	NII Holdings	A	2.30	0.40
2008-08-01	TIF	Tiffany	D	-2.89	1.40	WMG	Warner Music Group Corp	A	2.29	1.40
2008-08-01	ALV	Autoliv	D	-2.90	0.40	NTY	NBTY	A	2.25	0.40
2008-08-01	TTC	Toro	D	-2.91	0.30					
2008-08-01	XRX	Xerox	D	-2.87	0.40	SCHN	Schnitzer Steel Industries	A	2.29	0.40
2008-08-01	PCP	Precision Castparts	D	-2.88	2.40	TRN	Trinity Industries	A	2.29	2.40
2008-08-01	SEE	Sealed Air	D	-2.87	0.40	R	Ryder System	A	2.28	0.40
2008-08-01	JLL	Jones Lang Lasalle	D	-2.91	0.40					
2008-08-01	CBS	Cbs	D	-2.92	0.20					
2008-08-01	TRH	Transatlantic Holdings	D	-2.87	0.20	DLR	Digital Realty Trust	A	2.22	0.20

Date	Ticker	Name	R	SM	W (%)	Ticker	Name	R	SM	W (%)
2008-08-01	CMA	Comerica	D	-2.92	1.10					
2008-08-01	OI	Owens Illinois Rg	C	-1.88	1.40	FLIR	Flir Systems	A	2.28	1.40
2008-08-01	MTW	Manitowoc	D	-2.90	0.10					
2008-08-01	NRG	Nrg Energy	C	-1.86	1.00	TEG	Integrys Energy	A	2.19	1.00
2008-08-01	BG	Bunge	C	-1.87	0.70	CEDCQ	Cent Euro Distribution	A	2.24	0.70
2008-08-01	LNT	Alliant Energy	D	-2.88	0.90	HE	Hawaiian Electric Industries	A	2.18	0.90
2008-08-01	NDAQ	Nasdaq	D	-2.91	1.10					
2008-08-01	HPT	Hospitality Properties Trust	D	-2.93	0.80					
2008-08-01	AXS	Axis Capital	D	-2.87	1.00	TROW	T Rowe Price	A	2.22	1.00
2008-08-01	STAR	Istar	D	-2.97	0.30					
2008-08-01	CTAS	Cintas	D	-2.88	0.30	GDI	Gardner Denver	A	2.27	0.30
2008-08-01	EQ	Embarq	D	-2.88	0.40	LVLTL	Level 3 Communications	A	2.30	0.40
2008-08-01	EXPE	Expedia	D	-2.91	0.60					
2008-09-01	THI	Restaurant Brands International	D	-2.84	0.20	IHS	IHS Cl A	A	2.63	0.20
2008-09-01	AMB	Prologis	D	-2.87	1.70	UB	UnionBanCal	A	2.34	1.70
2008-09-01	DTE	Dte Energy	D	-2.84	0.70	STR	Questar Corp	A	2.25	0.70
2008-09-01	RCL	Royal Caribbean Cruises	D	-2.90	0.20	BIG	Big Lots	A	2.39	0.20
2008-09-01	GME	Gamestop Corp New	D	-2.88	1.10	ROST	Ross Stores	A	2.31	1.10
2008-09-01	ADCT	ADC Telecommunications	D	-2.90	0.20					
2008-09-01	AEP	American Electric Power	D	-2.87	0.80	PPL	Ppl	A	2.25	0.80
2008-09-01	NVE	NV Energy	D	-2.89	0.80	PSD	Puget Energy	A	2.21	0.80
2008-09-01	GEN	GenOn Energy	D	-2.90	1.20	TE	Teco Energy	A	2.20	1.20
2008-09-01	WIN	Windstream Holdings	C	-1.84	0.80	LVLTL	Level 3 Communications	A	2.32	0.80
2008-09-01	CINF	Cincinnati Financial	D	-2.89	0.70	PHLY	Philadelphia Cons Hldg	A	2.33	0.70
2008-09-01	RGC	Regal Entertainment	D	-2.86	0.60	SGMS	Scientific Games	A	2.29	0.60
2008-09-01	TCO	Taubman Centers	D	-2.86	0.20	RJF	Raymond James Financial	A	2.25	0.20
2008-09-01	ED	Consolidated Edison	D	-2.86	1.40	HE	Hawaiian Electric Industries	A	2.20	1.40
2008-09-01	PBG	Pepsi Bottling	D	-2.89	1.70	ATVI	Activision Blizzard	A	2.32	1.70
2008-09-01	NLY	Annaly Capital Management	D	-2.88	0.30	LPT	Liberty Property Trust	A	2.24	0.30
2008-09-01	FITB	Fifth Third Bancorp	D	-2.94	0.30					
2008-09-01	FWLT	Foster Wheeler	D	-2.90	0.30	BUCY	Bucyrus International	A	2.58	0.30
2008-09-01	TGNA	Tegna	D	-2.95	0.10					
2008-09-01	GR	Goodrich	D	-2.89	0.70	SPXC	Spx	A	2.46	0.70
2008-09-01	SFG	Stancorp Fincl	C	-1.85	0.20	DLR	Digital Realty Trust	A	2.24	0.20
2008-09-01	HST	Host Hotels & Resorts	D	-2.87	0.70	VLY	Valley National Bancorp	A	2.23	0.70
2008-09-01	AKS	Ak Steel	C	-1.88	0.90	ANR	Alpha Natural Resources	A	3.00	0.90
2008-09-01	GEF	Greif	C	-1.84	0.30	FLS	Flowserve	A	2.44	0.30
2008-09-01	HRS	Harris International	D	-2.87	1.00	FFIV	F5 Networks	A	2.31	1.00
2008-09-01	IFF	Flavors & Fragrances	D	-2.88	0.80	ROH	Rohm & Haas	A	2.28	0.80
2008-09-01	IR	Ingersoll-rand	D	-2.87	1.90	APH	Amphenol	A	2.41	1.90
2008-09-01	ADSK	Autodesk	D	-2.88	0.20	CPWR	Compuware Corp	A	2.30	0.20
2008-09-01	JEC	Jacobs Engineering	C	-1.87	1.10	JBL	Jabil Circuit	A	2.31	1.10
2008-09-01	LLTC	Linear Technology	C	-1.85	0.90	LSI	LSI	A	2.29	0.90
2008-09-01	MAN	Manpower Rg	D	-2.88	1.40	KSU	Kansas City Southern	A	2.29	1.40
2008-09-01	MDP	Meredith	D	-2.92	0.30					
2008-09-01	PDCO	Patterson Companies	D	-2.86	1.00	ILMN	Illumina	A	2.50	1.00
2008-09-01	TAP	Molson Coors Brewing	C	-1.87	0.60	LEG	Leggett & Platt	A	2.26	0.60
2008-09-01	SNPS	Synopsys	C	-1.86	0.50	DBD	Diebold Nixdorf	A	2.28	0.50
2008-09-01	SEIC	Sei Investments	D	-2.84	0.50	BRE	BRE Properties	A	2.23	0.50

Date	Ticker	Name	R	SM	W (%)	Ticker	Name	R	SM	W (%)
2008-09-01	SUG	Southern Union	D	-2.88	0.20	CLR	Continental Resources	A	2.59	0.20
2008-09-01	SWN	Southwestern Energy	C	-1.87	0.60	OIS	Oil States International	A	2.32	0.60
2008-09-01	TDS	Telephone And Data Systems	D	-2.87	0.40	NI-HDQ	NII Holdings	A	2.29	0.40
2008-09-01	TIF	Tiffany	D	-2.87	1.60	CVC	Cablevision Systems Corp	A	2.28	1.60
2008-09-01	SWY	Safeway Inc	D	-2.87	0.70	FL	Foot Locker	A	2.28	0.70
2008-09-01	ALV	Autoliv	D	-2.90	0.40	NTY	NBTY	A	2.24	0.40
2008-09-01	SLG	SI Green Realty	D	-2.86	0.30	JEF	Jefferies	A	2.23	0.30
2008-09-01	TTC	Toro	D	-2.89	0.30	R	Ryder System	A	2.28	0.30
2008-09-01	WDC	Western Digital	C	-1.89	1.00	BRCM	Broadcom Corp	A	2.24	1.00
2008-09-01	XRX	Xerox	D	-2.87	0.40	TRN	Trinity Industries	A	2.27	0.40
2008-09-01	JNPR	Juniper Networks	D	-2.84	0.90	CRM	Salesforce.com	A	2.24	0.90
2008-09-01	PCP	Precision Castparts	D	-2.87	2.70	QLGC	QLogic Corp	A	2.26	2.70
2008-09-01	JLL	Jones Lang Lasalle	D	-2.91	0.40					
2008-09-01	DISH	Dish Network	D	-2.87	0.20	RSHCQ	RS Legacy Corp	A	2.26	0.20
2008-09-01	CBS	Cbs	D	-2.92	0.20					
2008-09-01	TRH	Transatlantic Holdings	D	-2.87	0.20	LAZ	Lazard	A	2.23	0.20
2008-09-01	CMA	Comerica	D	-2.93	1.10					
2008-09-01	OI	Owens Illinois Rg	C	-1.88	1.50	GDI	Gardner Denver	A	2.26	1.50
2008-09-01	EAC.1	Encore Acquisition Co	C	-1.89	0.20	MUR	Murphy Oil	A	2.28	0.20
2008-09-01	MTW	Manitowoc	D	-2.90	0.10					
2008-09-01	NRG	Nrg Energy	D	-2.86	1.00	TEG	Integrus Energy	A	2.19	1.00
2008-09-01	BG	Bunge	C	-1.88	0.60	SNA	Snap-on	A	2.24	0.60
2008-09-01	POM	Pepco Holdings	D	-2.84	0.40	NST	NSTAR	A	2.19	0.40
2008-09-01	LNT	Alliant Energy	D	-2.86	0.90	UGI	Ugi	A	2.18	0.90
2008-09-01	ROP	Roper Technologies	C	-1.85	1.00	FAST	Fastenal	A	2.26	1.00
2008-09-01	NDAQ	Nasdaq	D	-2.89	1.30	ESS	Essex Property Trust	A	2.22	1.30
2008-09-01	HPT	Hospitality Properties Trust	D	-2.92	0.80					
2008-09-01	DNR	Denbury Resources	C	-1.90	0.40	ESV	Ensco	A	2.28	0.40
2008-09-01	WTI	W&t Offshore	C	-1.90	0.80					
2008-09-01	AXS	Axis Capital	D	-2.87	1.10	TROW	T Rowe Price	A	2.22	1.10
2008-09-01	STAR	Istar	D	-2.98	0.20					
2008-09-01	MEE	Massey Energy Corp	C	-1.88	1.40	ARG	Airgas Inc	A	2.24	1.40
2008-09-01	EXPE	Expedia	D	-2.92	0.50					
2008-10-01	AME	Ametek	C	-1.87	0.60	APH	Amphenol	A	2.33	0.60
2008-10-01	AMB	Prologis	D	-2.88	1.70	PHLY	Philadelphia Cons Hldg	A	2.32	1.70
2008-10-01	FLR	Fluor	D	-2.91	1.20					
2008-10-01	GME	Gamestop Corp New	D	-2.91	1.00					
2008-10-01	AEP	American Electric Power	D	-2.88	2.00	PSD	Puget Energy	A	2.20	2.00
2008-10-01	NVE	NV Energy	D	-2.91	0.80					
2008-10-01	AVT	Avnet	D	-2.87	1.30	FLIR	Flir Systems	A	2.28	1.30
2008-10-01	GEN	GenOn Energy	D	-2.96	0.60					
2008-10-01	CCK	Crown	C	-1.87	0.90	DRS	DRS Technologies	A	2.25	0.90
2008-10-01	WIN	Windstream Holdings	D	-2.86	0.40	FTR	Frontier Communications	A	2.19	0.40
2008-10-01	CINF	Cincinnati Financial	D	-2.89	0.80	BXS	Bancorpsouth	A	2.31	0.80
2008-10-01	CMS	Cms Energy	D	-2.87	0.50	ED	Consolidated Edison	A	2.19	0.50
2008-10-01	CSX	Csx	C	-1.87	1.10	KSU	Kansas City Southern	A	2.24	1.10
2008-10-01	CMI	Cummins	C	-1.90	1.00					
2008-10-01	TCO	Taubman Centers	D	-2.86	0.20	VLY	Valley National Bancorp	A	2.26	0.20
2008-10-01	DPL	DPL	D	-2.86	0.90	SCG	Scana	A	2.18	0.90
2008-10-01	EGN	Energen	D	-2.91	0.20					
2008-10-01	EXPD	Expeditors International Of Washington	D	-2.88	0.80	ADS	Alliance Data Systems	A	2.24	0.80
2008-10-01	PBG	Pepsi Bottling	D	-2.89	1.70	ATVI	Activision Blizzard	A	2.28	1.70
2008-10-01	NLY	Annaly Capital Management	D	-2.89	0.40	JEF	Jefferies	A	2.26	0.40

Date	Ticker	Name	R	SM	W (%)	Ticker	Name	R	SM	W (%)
2008-10-01	FMC	Fmc	C	-1.89	1.50	ROH	Rohm & Haas	A	2.26	1.50
2008-10-01	NOV	National Oilwell Varco	C	-1.91	0.90					
2008-10-01	FWLT	Foster Wheeler	D	-2.93	0.30					
2008-10-01	GR	Goodrich	D	-2.91	0.90					
2008-10-01	GT	Goodyear Tire & Rubber	D	-2.91	0.50					
2008-10-01	SFG	Stancorp Fincl	C	-1.85	0.40	RJF	Raymond James Financial	A	2.26	0.40
2008-10-01	HST	Host Hotels & Resorts	D	-2.86	0.70	CYN	City National	A	2.25	0.70
2008-10-01	AKS	Ak Steel	D	-2.94	0.50					
2008-10-01	MAC	Macerich	D	-2.85	0.20	LPT	Liberty Property Trust	A	2.24	0.20
2008-10-01	HRS	Harris	D	-2.89	0.50	CPWR	Compuware Corp	A	2.25	0.50
2008-10-01	HUM	Humana	D	-2.86	0.70	ILMN	Illumina	A	2.45	0.70
2008-10-01	IR	Ingersoll-rand	D	-2.89	2.10	OC	Owens Corning	A	2.24	2.10
2008-10-01	ADSK	Autodesk	D	-2.89	0.20	DBD	Diebold Nixdorf	A	2.23	0.20
2008-10-01	JEC	Jacobs Engineering	D	-2.91	0.60					
2008-10-01	NCR	Ncr	C	-1.87	0.90	LSI	LSI	A	2.23	0.90
2008-10-01	LLTC	Linear Technology	C	-1.87	0.60	FFIV	F5 Networks	A	2.21	0.60
2008-10-01	MAN	Manpower Rg	D	-2.90	1.20	JBHT	J.b.hunt Transport Services	A	2.23	1.20
2008-10-01	MDP	Meredith	D	-2.92	0.40					
2008-10-01	SOHU	Sohu.com	C	-1.90	0.60	ACS	Affiliated Computer	A	2.21	0.60
2008-10-01	ISIL	Intersil	D	-2.91	1.10					
2008-10-01	PDCO	Patterson Companies	D	-2.87	1.00	ESRX	Express Scripts Holding	A	2.41	1.00
2008-10-01	PGR	Progressive	C	-1.86	0.40	DLR	Digital Realty Trust	A	2.24	0.40
2008-10-01	TAP	Molson Coors Brewing	D	-2.87	0.30	LEG	Leggett & Platt	A	2.26	0.30
2008-10-01	SNPS	Synopsys	D	-2.87	0.60	ALTR	Altera Corp.	A	2.20	0.60
2008-10-01	FRO	Frontline	C	-1.89	0.50	TIN	Temple Inland	A	2.23	0.50
2008-10-01	SWN	Southwestern Energy	C	-1.90	1.10	TDW	Tidewater	A	2.19	1.10
2008-10-01	TDS	Telephone And Data Systems	D	-2.87	0.40	PRGO	Perrigo Company plc	A	2.41	0.40
2008-10-01	TIF	Tiffany	D	-2.90	1.40	AMR	AMR Corp	A	2.42	1.40
2008-10-01	SWY	Safeway Inc	D	-2.88	1.40	BIG	Big Lots	A	2.36	1.40
2008-10-01	ALV	Autoliv	D	-2.91	0.50					
2008-10-01	SLG	Sl Green Realty	D	-2.89	0.50	BRE	BRE Properties	A	2.23	0.50
2008-10-01	WDC	Western Digital	C	-1.91	0.70					
2008-10-01	WMB	Williams Companies	D	-2.91	2.10					
2008-10-01	XRX	Xerox	D	-2.89	0.40	FAST	Fastenal	A	2.23	0.40
2008-10-01	JNPR	Juniper Networks	D	-2.88	0.90	CERN	Cerner	A	2.20	0.90
2008-10-01	MRVL	Marvell Technology	C	-1.92	0.40					
2008-10-01	CAM	International Cameron Corp.	C	-1.89	0.40	COG	Cabot Oil & Gas	A	2.18	0.40
2008-10-01	AIZ	Assurant	D	-2.88	1.60	FC-NCA	First Citizens Bancshares	A	2.23	1.60
2008-10-01	XLNX	Xilinx	C	-1.86	1.10	HLTH	HLTH Corporation	A	2.20	1.10
2008-10-01	PCP	Precision Castparts	D	-2.90	1.20					
2008-10-01	DISH	Dish Network	D	-2.90	0.20					
2008-10-01	FD	Macy's	D	-2.94	0.20					
2008-10-01	CBS	Cbs	D	-2.93	0.20					
2008-10-01	AW	Allied Waste	C	-1.87	1.00	QLGC	QLogic Corp	A	2.22	1.00
2008-10-01	OI	Owens Illinois Rg	D	-2.92	1.20					
2008-10-01	EAC.1	Encore Acquisition Co	C	-1.92	0.20					
2008-10-01	HBI	Hanesbrands Apartment	D	-2.90	0.20					
2008-10-01	AIV	Investment & Management	D	-2.85	0.90	OB	Onebeacon Insurance	A	2.22	0.90
2008-10-01	BG	Bunge	D	-2.91	0.70					
2008-10-01	JW.A	John Wiley & Sons	C	-1.86	0.20	ROST	Ross Stores	A	2.28	0.20
2008-10-01	POM	Pepco Holdings	D	-2.86	0.60	PGN	Progress Energy	A	2.18	0.60
2008-10-01	LNT	Alliant Energy	D	-2.87	1.10	NST	NSTAR	A	2.18	1.10
2008-10-01	ROP	Roper Technologies	C	-1.87	0.30	FCN	Fti Consulting	A	2.22	0.30

Date	Ticker	Name	R	SM	W (%)	Ticker	Name	R	SM	W (%)
2008-10-01	HPT	Hospitality Properties Trust	D	-2.93	0.50					
2008-10-01	WTI	W&t Offshore	C	-1.93	0.70					
2008-10-01	LXK	Lexmark Intl	C	-1.85	0.20	INTU	Intuit	A	2.19	0.20
2008-10-01	AMP	Ameriprise Financial	D	-2.90	0.90					
2008-10-01	ANSS	Ansys	C	-1.88	0.40	MFE	McAfee	A	2.18	0.40
2008-10-01	MEE	Massey Energy Corp	C	-1.94	0.50					
2008-10-01	WLTGQ	Walter Energy	C	-1.92	0.30					
2008-10-01	CE	Celanese	D	-2.91	0.20					
2008-10-01	JOY	Joy Global	C	-1.92	0.20					
2008-10-01	SGMS	Scientific Games	C	-1.88	0.20	FL	Foot Locker	A	2.27	0.20
2008-10-01	CETV	Central European Media Enterprises	D	-2.90	0.30	DWA	DreamWorks Animation SKG	A	2.24	0.30
2008-10-01	PXP	Plains Exploration & Production	C	-1.93	0.20					
2008-10-01	PFG	Principal Financial	D	-2.91	0.20					
2008-10-01	EXPE	Expedia	D	-2.93	0.50					
2008-10-01	TDC	Teradata	D	-2.89	1.00	IM	Ingram Micro	A	2.18	1.00
2008-10-01	ASH	Ashland Global	D	-2.91	0.70					
2008-11-03	AME	Ametek	D	-2.90	0.70	PTV	Pactiv Corp	A	2.21	0.70
2008-11-03	AMB	Prologis	D	-2.93	0.80					
2008-11-03	FLR	Fluor	D	-2.94	1.00					
2008-11-03	DNB	Dun & Bradstreet	D	-2.87	0.40	AMR	AMR Corp	A	2.43	0.40
2008-11-03	GME	Gamestop Corp New	D	-2.93	0.70					
2008-11-03	ADI	Analog Devices	D	-2.90	0.20					
2008-11-03	AEP	American Electric Power	D	-2.89	2.30	ED	Consolidated Edison	A	2.19	2.30
2008-11-03	NVE	NV Energy	D	-2.92	0.60					
2008-11-03	DRI	Darden Restaurants	D	-2.90	0.40					
2008-11-03	AVP	Avon Products	D	-2.91	1.50					
2008-11-03	AVT	Avnet	D	-2.91	1.00					
2008-11-03	GEN	GenOn Energy	D	-2.97	0.30					
2008-11-03	CCK	Crown	D	-2.89	0.90	FAST	Fastenal	A	2.21	0.90
2008-11-03	WIN	Windstream Holdings	D	-2.89	0.40	FTR	Frontier Communications	A	2.15	0.40
2008-11-03	CI	Cigna	D	-2.92	1.10					
2008-11-03	CINF	Cincinnati Financial	D	-2.90	0.70					
2008-11-03	CMS	Cms Energy	D	-2.89	0.50	PSD	Puget Energy	A	2.18	0.50
2008-11-03	CSX	Csx	C	-1.89	1.20	VAL	The Valspar	A	2.19	1.20
2008-11-03	CMI	Cummins	D	-2.94	0.80					
2008-11-03	TCO	Taubman Centers	D	-2.90	0.20					
2008-11-03	QLGC	QLogic Corp	C	-1.90	0.30	SRCL	Stericycle	A	2.19	0.30
2008-11-03	DOV	Dover	D	-2.90	0.30					
2008-11-03	DPL	DPL	D	-2.87	1.00	NST	NSTAR	A	2.17	1.00
2008-11-03	EGN	Energen	D	-2.93	0.20					
2008-11-03	EXPD	Expeditors International Of Washington	D	-2.89	1.00	SHW	Sherwin-williams	A	2.17	1.00
2008-11-03	PBG	Pepsi Bottling	D	-2.91	1.70					
2008-11-03	NLY	Annaly Capital Management	D	-2.89	0.50	PHLY	Philadelphia Cons Hldg	A	2.32	0.50
2008-11-03	JBL	Jabil Circuit	D	-2.92	0.20					
2008-11-03	FMC	Fmc	C	-1.90	0.70					
2008-11-03	FMC	Fmc	C	-1.90	1.20					
2008-11-03	FRX	Forest Laboratories	D	-2.90	0.20					
2008-11-03	NOV	National Oilwell Varco	D	-2.95	0.50					
2008-11-03	FWLT	Foster Wheeler	D	-2.94	0.30					
2008-11-03	GR	Goodrich	D	-2.92	1.10					
2008-11-03	GT	Goodyear Tire & Rubber	D	-2.95	0.40					
2008-11-03	HAS	Hasbro	C	-1.89	0.50	UST	UST Inc	A	2.21	0.50
2008-11-03	SFG	Stancorp Fincl	D	-2.89	0.40	BXS	Bancorpsouth	A	2.25	0.40
2008-11-03	HST	Host Hotels & Resorts	D	-2.90	0.30	CYN	City National	A	2.23	0.30
2008-11-03	AKS	Ak Steel	D	-2.97	0.40					
2008-11-03	MAC	Macerich	D	-2.93	0.10					
2008-11-03	HRL	Hormel Foods	D	-2.89	0.30	CPB	Campbell Soup	A	2.21	0.30

Date	Ticker	Name	R	SM	W (%)	Ticker	Name	R	SM	W (%)
2008-11-03	HRS	Harris	D	-2.91	0.50					
2008-11-03	HUM	Humana	D	-2.89	0.80	PRGO	Perrigo Company plc	A	2.37	0.80
2008-11-03	ADSK	Autodesk	D	-2.93	0.20					
2008-11-03	JEC	Jacobs Engineering	D	-2.94	0.60					
2008-11-03	NCR	Ncr	D	-2.89	1.00	ATML	Atmel Corp	A	2.21	1.00
2008-11-03	LLTC	Linear Technology	D	-2.90	0.50	DBD	Diebold Nixdorf	A	2.21	0.50
2008-11-03	LZ	Lubrizol Corp	D	-2.89	0.20	ROH	Rohm & Haas	A	2.26	0.20
2008-11-03	MAN	Manpower Rg	D	-2.92	0.80					
2008-11-03	MDP	Meredith	D	-2.94	0.40					
2008-11-03	MUR	Murphy Oil	D	-2.92	0.50					
2008-11-03	SOHU	Sohu.com	C	-1.90	0.70	MFE	McAfee	A	2.17	0.70
2008-11-03	ISIL	Intersil	D	-2.92	1.10					
2008-11-03	PDCO	Patterson Companies	D	-2.89	1.10	ESRX	Express Scripts Holding	A	2.34	1.10
2008-11-03	PGR	Progressive	D	-2.89	0.50	VLY	Valley National Bancorp	A	2.22	0.50
2008-11-03	TAP	Molson Coors Brewing	D	-2.90	0.20	LEG	Leggett & Platt	A	2.20	0.20
2008-11-03	SNPS	Synopsys	D	-2.88	0.70	ACS	Affiliated Computer	A	2.17	0.70
2008-11-03	FRO	Frontline	C	-1.92	0.40					
2008-11-03	SWN	Southwestern Energy	C	-1.88	1.60	OGE	Oge Energy	A	2.15	1.60
2008-11-03	TDS	Telephone And Data Systems	D	-2.91	0.40					
2008-11-03	TIF	Tiffany	D	-2.93	1.10					
2008-11-03	SWY	Safeway Inc	D	-2.89	1.60	APOL	Apollo Educat Grp	A	2.26	1.60
2008-11-03	ALV	Autoliv	D	-2.94	0.40					
2008-11-03	SLG	Sl Green Realty	D	-2.94	0.40					
2008-11-03	VAR	Varian Medical Systems	C	-1.89	1.40	IMCL	ImClone Systems	A	2.29	1.40
2008-11-03	WDC	Western Digital	D	-2.93	0.70					
2008-11-03	WMB	Williams Companies	D	-2.92	1.90					
2008-11-03	XRX	Xerox	D	-2.93	0.40					
2008-11-03	JNPR	Juniper Networks	D	-2.89	1.10	LSI	LSI	A	2.17	1.10
2008-11-03	JNS	Janus Capital	D	-2.93	0.50					
2008-11-03	MRVL	Marvell Technology Cameron	D	-2.94	0.10					
2008-11-03	CAM	International Corp.	D	-2.93	0.40					
2008-11-03	MTD	Mettler Toledo International	D	-2.88	1.50	MSM	Msc Industrial Direct	A	2.17	1.50
2008-11-03	AIZ	Assurant	D	-2.94	1.10					
2008-11-03	XLNX	Xilinx	C	-1.90	1.10	CERN	Cerner	A	2.17	1.10
2008-11-03	PCP	Precision Castparts	D	-2.92	1.20					
2008-11-03	DISH	Dish Network	D	-2.93	0.20					
2008-11-03	PL	Protective Life	D	-2.97	0.20					
2008-11-03	FD	Macy's	D	-2.96	0.20					
2008-11-03	CBS	Cbs	D	-2.95	0.20					
2008-11-03	AW	Allied Waste	C	-1.88	1.10	SON	Sonoco Products	A	2.16	1.10
2008-11-03	LIFE	Life Technologies	D	-2.90	1.80	OCR	Omnicare Inc	A	2.28	1.80
2008-11-03	BDN	Brandywine Realty Trust	D	-2.92	0.20					
2008-11-03	OI	Owens Illinois Rg	D	-2.94	1.20					
2008-11-03	EAC.1	Encore Acquisition Co	C	-1.94	0.20					
2008-11-03	BMRN	Biomarin Pharmaceutical	D	-2.92	0.30					
2008-11-03	HBI	Hanesbrands	D	-2.93	0.20					
2008-11-03	AGCO	Agco	D	-2.93	0.40					
2008-11-03	AIV	Apartment Investment & Management	D	-2.94	0.60					
2008-11-03	DST	Dst Systems	D	-2.90	0.50	INTU	Intuit	A	2.16	0.50
2008-11-03	BG	Bunge	D	-2.94	0.60					
2008-11-03	JW.A	John Wiley & Sons	D	-2.88	0.20	FL	Foot Locker	A	2.24	0.20
2008-11-03	POM	Pepco Holdings	D	-2.87	0.70	PCG	Pg&e	A	2.17	0.70
2008-11-03	BCO	The Brink's	C	-1.89	0.40	CTAS	Cintas	A	2.16	0.40
2008-11-03	LNT	Alliant Energy	D	-2.88	1.30	SCG	Scana	A	2.15	1.30
2008-11-03	ROP	Roper Technologies	D	-2.89	0.30	VMC	Vulcan Materials Co	A	2.15	0.30

Date	Ticker	Name	R	SM	W (%)	Ticker	Name	R	SM	W (%)
2008-11-03	AAP	Advance Auto Parts	C	-1.89	0.20	CECO	Career Education	A	2.23	0.20
2008-11-03	CNP	Centerpoint Energy	D	-2.89	0.70	ATO	Atmos Energy	A	2.15	0.70
2008-11-03	WTI	W&t Offshore	D	-2.95	0.60					
2008-11-03	LXK	Lexmark Intl	C	-1.88	0.20	HLTH	HLTH Corporation	A	2.14	0.20
2008-11-03	AMP	Ameriprise Financial	D	-2.94	0.70					
2008-11-03	MKC	Mccormick	C	-1.87	0.30	CHD	Church & Dwight	A	2.20	0.30
2008-11-03	ANSS	Ansys	D	-2.90	0.40					
2008-11-03	MEE	Massey Energy Corp	C	-1.96	0.30					
2008-11-03	WLTGQ	Walter Energy	C	-1.94	0.30					
2008-11-03	NI-HDQ	NII Holdings	D	-2.93	0.80					
2008-11-03	CE	Celanese	D	-2.95	0.10					
2008-11-03	JOY	Joy Global	D	-2.95	0.20					
2008-11-03	SGMS	Scientific Games	D	-2.91	0.20					
2008-11-03	ABC	Amerisourcebergen	D	-2.88	0.70	DWA	DreamWorks Animation SKG	A	2.21	0.70
2008-11-03	CETV	Central European Media Enterprises	D	-2.96	0.10					
2008-11-03	EQ	Embarq	D	-2.89	0.40	TCB	Tcf Financial	A	2.31	0.40
2008-11-03	PXP	Plains Exploration & Production	D	-2.95	0.20					
2008-11-03	PFG	Principal Financial	D	-2.95	0.10					
2008-11-03	EXPE	Expedia	D	-2.96	0.50					
2008-11-03	TDC	Teradata	D	-2.91	1.10					
2008-11-03	ASH	Ashland Global	D	-2.93	0.70					
2008-12-01	THI	Restaurant Brands International	D	-2.86	0.30					
2008-12-01	AME	Ametek	D	-2.90	0.20					
2008-12-01	APH	Amphenol	D	-2.93	0.20					
2008-12-01	FLR	Fluor	D	-2.93	1.40					
2008-12-01	DNB	Dun & Bradstreet	D	-2.87	0.50	DAL	Delta Air Lines	A	2.29	0.50
2008-12-01	GME	Gamestop Corp New	D	-2.95	0.60					
2008-12-01	ADI	Analog Devices	D	-2.93	0.20					
2008-12-01	AEP	American Electric Power	D	-2.90	2.10					
2008-12-01	NVE	NV Energy	D	-2.92	0.70					
2008-12-01	DRI	Darden Restaurants	D	-2.93	0.40					
2008-12-01	AVP	Avon Products	D	-2.93	1.50					
2008-12-01	AVT	Avnet	D	-2.93	0.90					
2008-12-01	AVY	Avery Dennison	D	-2.91	0.20					
2008-12-01	BF.B	Brown-forman	D	-2.89	0.30	UST	UST Inc	A	2.21	0.30
2008-12-01	GEN	GenOn Energy	D	-2.97	0.20					
2008-12-01	CYH	Community Health Systems	D	-2.95	0.50					
2008-12-01	CCK	Crown	D	-2.92	0.80					
2008-12-01	WIN	Windstream Holdings	D	-2.89	0.30	ROH	Rohm & Haas	A	2.26	0.30
2008-12-01	CI	Cigna	D	-2.96	0.80					
2008-12-01	ADS	Alliance Data Systems	D	-2.90	0.20	FAST	Fastenal	A	2.17	0.20
2008-12-01	CINF	Cincinnati Financial	D	-2.91	0.90					
2008-12-01	CMS	Cms Energy	D	-2.90	0.60	WTR	Aqua America	A	2.23	0.60
2008-12-01	CSX	Csx	C	-1.92	1.10					
2008-12-01	CTL	Centurylink	D	-2.90	0.50	CEPH	Cephalon	A	2.20	0.50
2008-12-01	HEW	Hewitt Associates	D	-2.90	0.60	DBD	Diebold Nixdorf	A	2.19	0.60
2008-12-01	CMI	Cummins	D	-2.95	0.90					
2008-12-01	TCO	Taubman Centers	D	-2.94	0.10					
2008-12-01	QLGC	QLogic Corp	D	-2.91	0.30					
2008-12-01	DOV	Dover	D	-2.92	0.50					
2008-12-01	DPL	DPL	D	-2.88	1.10	NST	NSTAR	A	2.17	1.10
2008-12-01	EGN	Energen	D	-2.94	0.20					
2008-12-01	EXPD	International Of Expeditors Washington	D	-2.90	1.20	ACM	Aecom	B	1.26	1.20
2008-12-01	PBG	Pepsi Bottling	D	-2.93	1.30					
2008-12-01	NLY	Annaly Capital Management	D	-2.90	0.60	TFSL	Tfs Financial	A	2.17	0.60

Date	Ticker	Name	R	SM	W (%)	Ticker	Name	R	SM	W (%)
2008-12-01	JBL	Jabil Circuit	D	-2.94	0.20					
2008-12-01	FMC	Fmc	D	-2.93	0.70					
2008-12-01	FMC	Fmc	D	-2.93	0.90					
2008-12-01	FRX	Forest Laboratories	D	-2.91	0.40					
2008-12-01	NOV	National Oilwell Varco	D	-2.96	0.50					
2008-12-01	FWLT	Foster Wheeler	D	-2.96	0.30					
2008-12-01	EAT	Brinker International	D	-2.96	0.30					
2008-12-01	GPS	Gap	D	-2.90	1.20	APOL	Apollo Educat Grp	A	2.27	1.20
2008-12-01	GR	Goodrich	D	-2.93	1.10					
2008-12-01	HCBK	Hudson City Bancorp	C	-1.88	1.70	FC-NCA	First Citizens Bancshares	A	2.17	1.70
2008-12-01	HAS	Hasbro	C	-1.90	0.50	CPB	Campbell Soup	A	2.16	0.50
2008-12-01	HCC	HCC Insurance Hldgs	D	-2.88	0.70	CBSH	Commerce Bancshares	A	2.16	0.70
2008-12-01	SFG	Stancorp Fincl	D	-2.91	0.60					
2008-12-01	URBN	Urban Outfitters	D	-2.93	1.40					
2008-12-01	HST	Host Hotels & Resorts	D	-2.94	0.20					
2008-12-01	AKS	Ak Steel	D	-2.98	0.30					
2008-12-01	MAC	Macerich	D	-2.98	0.10					
2008-12-01	HRB	H.& R.block	C	-1.89	0.60	DV	Devry Education	B	1.19	0.60
2008-12-01	HRL	Hormel Foods	D	-2.90	0.40					
2008-12-01	HRS	Harris	D	-2.92	0.50					
2008-12-01	ADSK	Autodesk	D	-2.95	0.10					
2008-12-01	AMTD	Td Ameritrade	D	-2.92	0.60					
2008-12-01	JEC	Jacobs Engineering	D	-2.93	0.80					
2008-12-01	NCR	Ncr	D	-2.92	1.00					
2008-12-01	LLTC	Linear Technology	D	-2.92	0.60					
2008-12-01	LUV	Southwest Airlines	D	-2.92	0.20					
2008-12-01	LZ	Lubrizol Corp	D	-2.92	0.20					
2008-12-01	MAN	Manpower Rg	D	-2.93	0.70					
2008-12-01	MDP	Meredith	D	-2.96	0.40					
2008-12-01	MI	Marshall & Ilsley	D	-2.94	0.80					
2008-12-01	MUR	Murphy Oil	D	-2.93	0.50					
2008-12-01	SOHU	Sohu.com	C	-1.92	0.70					
2008-12-01	NTRS	Northern Trust	D	-2.92	1.30					
2008-12-01	ISIL	Intersil	D	-2.95	0.90					
2008-12-01	PDCO	Patterson Companies	D	-2.92	1.00					
2008-12-01	PGR	Progressive	D	-2.89	0.60	LAZ	Lazard	A	2.14	0.60
2008-12-01	TAP	Molson Coors Brewing	D	-2.88	0.30	LEG	Leggett & Platt	A	2.16	0.30
2008-12-01	SNPS	Synopsys	D	-2.90	0.70					
2008-12-01	SJM	Jm Smucker	D	-2.88	0.50	DGX	Quest Diagnostics	A	2.16	0.50
2008-12-01	FRO	Frontline	D	-2.94	0.40					
2008-12-01	SWN	Southwestern Energy	C	-1.90	1.80					
2008-12-01	TDS	Telephone And Data Systems	D	-2.91	0.40					
2008-12-01	TIF	Tiffany	D	-2.95	1.00					
2008-12-01	SWY	Safeway Inc	D	-2.89	1.90	CECO	Career Education	B	1.17	1.90
2008-12-01	TMK	Torchmark	D	-2.92	0.20					
2008-12-01	ALV	Autoliv	D	-2.95	0.50					
2008-12-01	SLG	Sl Green Realty	D	-2.97	0.20					
2008-12-01	TTC	Toro	D	-2.90	0.40	ATML	Atmel Corp	A	2.13	0.40
2008-12-01	VAR	Varian Medical Systems	D	-2.90	1.50					
2008-12-01	WDC	Western Digital	D	-2.96	0.60					
2008-12-01	WMB	Williams Companies	D	-2.94	1.40					
2008-12-01	TEG	Integrys Energy	D	-2.87	1.60	VVC	Vectren	B	1.20	1.60
2008-12-01	WRI	Weingarten Realty Investors	D	-2.95	0.10					
2008-12-01	XRX	Xerox	D	-2.94	0.40					
2008-12-01	JNPR	Juniper Networks	D	-2.91	1.20					
2008-12-01	JNS	Janus Capital	D	-2.96	0.30					
2008-12-01	CAM	Cameron International Corp.	D	-2.95	0.40					
2008-12-01	MTD	Mettler Toledo International	D	-2.88	1.60	INTU	Intuit	A	2.13	1.60

Date	Ticker	Name	R	SM	W (%)	Ticker	Name	R	SM	W (%)
2008-12-01	AIZ	Assurant	D	-2.95	1.10					
2008-12-01	XLNX	Xilinx	D	-2.91	1.20					
2008-12-01	PCP	Precision Castparts	D	-2.93	1.30					
2008-12-01	ESRX	Express Scripts	D	-2.89	1.30	PRGO	Perrigo Company plc	A	2.35	1.30
2008-12-01	SEE	Sealed Air	D	-2.90	0.40	SMG	The Scotts Miracle-gro	B	1.28	0.40
2008-12-01	DISH	Dish Network	D	-2.95	0.10					
2008-12-01	PL	Protective Life	D	-2.97	0.30					
2008-12-01	FD	Macy's	D	-2.98	0.10					
2008-12-01	CBS	Cbs	D	-2.97	0.20					
2008-12-01	TRH	Transatlantic Holdings	D	-2.92	0.20					
2008-12-01	AW	Allied Waste	C	-1.89	1.10	WRB	Wr Berkley	B	1.23	1.10
2008-12-01	CMA	Comerica	D	-2.93	0.20					
2008-12-01	JNY	Jones Group	D	-2.96	0.30					
2008-12-01	LIFE	Life Technologies	D	-2.91	2.00					
2008-12-01	BDN	Brandywine Realty Trust	D	-2.97	0.10					
2008-12-01	OI	Owens Illinois Rg	D	-2.95	1.20					
2008-12-01	KSS	Kohl's	D	-2.91	0.30					
2008-12-01	EAC.1	Encore Acquisition Co	D	-2.95	0.20					
2008-12-01	BMRN	Biomarin Pharmaceutical	D	-2.94	0.10					
2008-12-01	HBI	Hanesbrands	D	-2.94	0.20					
2008-12-01	XEC	Cimarex Energy	D	-2.94	0.30					
2008-12-01	AGCO	Agco	D	-2.95	0.30					
2008-12-01	AIV	Apartment Investment & Management	D	-2.96	0.50					
2008-12-01	DST	Dst Systems	D	-2.91	0.30					
2008-12-01	JW.A	John Wiley & Sons	D	-2.90	0.20	PRE	Partnerre	B	1.17	0.20
2008-12-01	POM	Pepco Holdings	D	-2.90	0.70	MTB	M&t Bank	B	1.16	0.70
2008-12-01	BCO	The Brink's	D	-2.92	0.20					
2008-12-01	LNT	Alliant Energy	D	-2.89	1.50	SNV	Synovus Financial Corp	B	1.14	1.50
2008-12-01	STJ	St Jude Medical Inc	D	-2.91	0.50					
2008-12-01	ROP	Roper Technologies	D	-2.90	0.40	WY	Weyerhaeuser	B	1.12	0.40
2008-12-01	NDAQ	Nasdaq	D	-2.92	1.50					
2008-12-01	AAP	Advance Auto Parts	D	-2.89	0.30					
2008-12-01	CNP	Centerpoint Energy	D	-2.88	0.90					
2008-12-01	WTI	W&t Offshore	D	-2.97	0.60					
2008-12-01	ACT	Actavis	D	-2.88	1.30	BRL	Barr Pharmaceuticals	A	2.27	1.30
2008-12-01	EL	Estee Lauder Companies	D	-2.92	0.30					
2008-12-01	AXS	Axis Capital	D	-2.89	1.50	FHN	First Horizon National	B	1.29	1.50
2008-12-01	AMP	Ameriprise Financial	D	-2.96	0.60					
2008-12-01	MKC	Mccormick	D	-2.89	0.30					
2008-12-01	ANSS	Ansys	D	-2.91	0.50					
2008-12-01	ISCA	International Speedway	D	-2.90	0.20					
2008-12-01	MEE	Massey Energy Corp	D	-2.98	0.20					
2008-12-01	WLTGQ	Walter Energy	C	-1.98	0.10					
2008-12-01	NI-HDQ	NII Holdings	D	-2.95	0.70					
2008-12-01	CE	Celanese	D	-2.97	0.10					
2008-12-01	JOY	Joy Global	D	-2.96	0.20					
2008-12-01	SGMS	Scientific Games	D	-2.93	0.20					
2008-12-01	ABC	Amerisourcebergen	D	-2.88	1.00					
2008-12-01	CETV	Central European Media Enterprises	D	-2.98	0.10					
2008-12-01	EQ	Embarq	D	-2.90	0.50					
2008-12-01	PXP	Plains Exploration & Production	D	-2.96	0.20					

Date	Ticker	Name	R	SM	W (%)	Ticker	Name	R	SM	W (%)
2008-12-01	EXPE	Expedia	D	-2.96	0.30					
2008-12-01	TDC	Teradata	D	-2.93	1.20					
2008-12-01	ASH	Ashland Global	D	-2.98	0.30					
2009-01-01	APH	Amphenol	D	-2.92	0.20					
2009-01-01	FLR	Fluor	D	-2.92	1.30					
2009-01-01	DNB	Dun & Bradstreet	D	-2.87	0.40	DAL	Delta Air Lines	A	2.41	0.40
2009-01-01	GME	Gamestop Corp New	D	-2.94	0.40					
2009-01-01	ADI	Analog Devices	D	-2.91	0.20					
2009-01-01	AEP	American Electric Power	D	-2.89	1.60	WTR	Aqua America	A	2.23	1.60
2009-01-01	NVE	NV Energy	D	-2.91	0.60					
2009-01-01	DRI	Darden Restaurants	D	-2.87	0.60	APOL	Apollo Educat Grp	A	2.29	0.60
2009-01-01	AVP	Avon Products	D	-2.91	1.60					
2009-01-01	AVT	Avnet	D	-2.90	0.90					
2009-01-01	AVY	Avery Dennison	D	-2.89	0.40	SMG	The Scotts Miracle-gro	A	2.29	0.40
2009-01-01	BF.B	Brown-forman	D	-2.86	0.30	UST	UST Inc	A	2.22	0.30
2009-01-01	GEN	GenOn Energy	D	-2.97	0.20					
2009-01-01	RGA	Reinsurance Group America	D	-2.87	0.30	WRB	Wr Berkley	A	2.28	0.30
2009-01-01	CA	Ca	D	-2.88	0.50	ATML	Atmel Corp	A	2.16	0.50
2009-01-01	CYH	Community Health Systems	D	-2.94	0.50					
2009-01-01	CCK	Crown	D	-2.89	1.00	ACM	Aecom	B	1.34	1.00
2009-01-01	WIN	Windstream Holdings	D	-2.88	0.30	ROH	Rohm & Haas	A	2.23	0.30
2009-01-01	CI	Cigna	D	-2.93	0.60					
2009-01-01	ADS	Alliance Data Systems	D	-2.88	0.20	URS	URS Corporation	B	1.30	0.20
2009-01-01	CMS	Cms Energy	D	-2.89	0.60	NST	NSTAR	A	2.19	0.60
2009-01-01	EQR	Equity Residential	D	-2.90	0.20	TFSL	Tfs Financial	A	2.18	0.20
2009-01-01	MAR	Marriott International	D	-2.94	0.20					
2009-01-01	CSX	Csx	D	-2.92	0.90					
2009-01-01	CTL	Centurylink	D	-2.89	0.60	SUN	Sunoco	B	1.30	0.60
2009-01-01	HEW	Hewitt Associates	D	-2.89	0.50	MFE	McAfee	B	1.22	0.50
2009-01-01	CMI	Cummins	D	-2.94	0.90					
2009-01-01	TCO	Taubman Centers	D	-2.92	0.20					
2009-01-01	DBD	Diebold Nixdorf	D	-2.88	0.20	LDOS	Leidos	B	1.19	0.20
2009-01-01	QLGC	QLogic Corp	D	-2.89	0.40	MLM	Martin Marietta Materials	B	1.27	0.40
2009-01-01	DOV	Dover	D	-2.90	0.60	VMC	Vulcan Materials Co	B	1.20	0.60
2009-01-01	DPL	DPL	D	-2.87	1.10	PSD	Puget Energy	B	1.20	1.10
2009-01-01	EGN	Energen	D	-2.94	0.20					
2009-01-01	EXPD	Expeditors International Of Washington	D	-2.89	1.10	CHRW	C.h.robinson Worldwide	B	1.20	1.10
2009-01-01	PBG	Pepsi Bottling	D	-2.91	1.30					
2009-01-01	JBL	Jabil Circuit	D	-2.94	0.20					
2009-01-01	FMC	Fmc	D	-2.91	1.10					
2009-01-01	FMC	Fmc	D	-2.91	0.90					
2009-01-01	FRX	Forest Laboratories	D	-2.89	0.60	VRTX	Vertex Pharmaceuticals	A	2.35	0.60
2009-01-01	NOV	National Oilwell Varco	D	-2.96	0.50					
2009-01-01	FWLT	Foster Wheeler	D	-2.95	0.30					
2009-01-01	EAT	Brinker International	D	-2.93	0.60					
2009-01-01	GPS	Gap	D	-2.89	1.10	DV	Devry Education	A	2.20	1.10
2009-01-01	GR	Goodrich	D	-2.92	1.20					
2009-01-01	HCBK	Hudson City Bancorp	C	-1.87	1.70	FHN	First Horizon National	B	1.36	1.70
2009-01-01	HAS	Hasbro	C	-1.88	0.50	TOL	Toll Brothers	B	1.18	0.50
2009-01-01	HCN	Welltower	D	-2.87	0.20	ORI	Old Republic International	B	1.24	0.20
2009-01-01	HE	Hawaiian Electric Industries	C	-1.87	0.70	VVC	Vectren	B	1.19	0.70
2009-01-01	SFG	Stancorp Fincl	D	-2.87	1.00	CYN	City National	B	1.22	1.00
2009-01-01	URBN	Urban Outfitters	D	-2.93	0.90					
2009-01-01	HST	Host Hotels & Resorts	D	-2.92	0.20					
2009-01-01	AKS	Ak Steel	D	-2.98	0.30					

Date	Ticker	Name	R	SM	W (%)	Ticker	Name	R	SM	W (%)
2009-01-01	HRB	H.& R.block	C	-1.86	0.50	CHH	Choice Hotels International	B	1.22	0.50
2009-01-01	HRL	Hormel Foods	D	-2.88	0.40	CXG	CNX Gas	B	1.30	0.40
2009-01-01	HRS	Harris	D	-2.90	0.50					
2009-01-01	ADSK	Autodesk	D	-2.94	0.20					
2009-01-01	AMTD	Td Ameritrade	D	-2.90	0.40	BXS	Bancorpsouth	B	1.20	0.40
2009-01-01	JEC	Jacobs Engineering	D	-2.92	0.90					
2009-01-01	NCR	Ncr	D	-2.91	0.90					
2009-01-01	LLTC	Linear Technology	D	-2.90	0.60					
2009-01-01	LUV	Southwest Airlines	D	-2.91	0.30					
2009-01-01	LZ	Lubrizol Corp	D	-2.90	0.20					
2009-01-01	MAN	Manpower Rg	D	-2.92	0.80					
2009-01-01	MDP	Meredith	D	-2.95	0.40					
2009-01-01	MI	Marshall & Ilsley	D	-2.93	0.80					
2009-01-01	MUR	Murphy Oil	D	-2.93	0.50					
2009-01-01	PSA	Public Storage	D	-2.87	1.10	THG	The Hanover Insurance	B	1.20	1.10
2009-01-01	SOHU	Sohu.com	C	-1.91	0.70					
2009-01-01	RSG	Republic Services	D	-2.88	1.10	PTV	Pactiv Corp	B	1.19	1.10
2009-01-01	NTRS	Northern Trust	D	-2.90	0.50					
2009-01-01	OCR	Omnicare Inc	C	-1.86	0.50	CEPH	Cephalon	A	2.22	0.50
2009-01-01	ISIL	Intersil	D	-2.95	0.90					
2009-01-01	PDCO	Patterson Companies	D	-2.92	0.90					
2009-01-01	PGR	Progressive	D	-2.88	0.60	RNR	Renaissancere	B	1.19	0.60
2009-01-01	PHM	Pultegroup	D	-2.89	0.40	ENDP	Endo International plc	B	1.30	0.40
2009-01-01	TAP	Molson Coors Brewing	D	-2.86	0.30	FNF	FNF	B	1.28	0.30
2009-01-01	SNPS	Synopsys	D	-2.88	0.80					
2009-01-01	SJM	Jm Smucker	D	-2.87	0.50					
2009-01-01	SWN	Southwestern Energy	C	-1.90	1.60					
2009-01-01	TDS	Telephone And Data Systems	D	-2.90	0.40					
2009-01-01	TIF	Tiffany	D	-2.93	0.90					
2009-01-01	SWY	Safeway Inc	D	-2.88	1.60	CAL	Continental Airlines B	B	1.22	1.60
2009-01-01	TMK	Torchmark	D	-2.88	0.50	PRE	Partnerre	B	1.19	0.50
2009-01-01	ALV	Autoliv	D	-2.94	0.50					
2009-01-01	SLG	SI Green Realty	D	-2.95	0.30					
2009-01-01	TTC	Toro	D	-2.88	0.50	SHW	Sherwin-williams	B	1.18	0.50
2009-01-01	UNM	Unum	D	-2.88	0.30	AOC	Aon plc	B	1.19	0.30
2009-01-01	USM	United States Cellular	D	-2.93	0.20					
2009-01-01	VAR	Varian Medical Systems	D	-2.91	1.20					
2009-01-01	WDC	Western Digital	D	-2.95	0.50					
2009-01-01	WMB	Williams Companies	D	-2.94	1.20					
2009-01-01	TEG	Integrays Energy	D	-2.87	1.00	PCG	Pg&e	B	1.19	1.00
2009-01-01	WRI	Weingarten Realty Investors	D	-2.91	0.20					
2009-01-01	XRX	Xerox	D	-2.92	0.40					
2009-01-01	INGR	Ingredion	D	-2.91	0.30					
2009-01-01	JNPR	Juniper Networks	D	-2.89	1.10					
2009-01-01	JNS	Janus Capital Cameron International Corp.	D	-2.95	0.40					
2009-01-01	CAM	International Corp.	D	-2.94	0.60					
2009-01-01	MTD	Mettler Toledo International	D	-2.90	1.10					
2009-01-01	AIZ	Assurant	D	-2.93	1.40					
2009-01-01	XLNX	Xilinx	D	-2.89	1.30					
2009-01-01	PCP	Precision Castparts	D	-2.92	1.20					
2009-01-01	ESRX	Express Scripts	D	-2.88	1.00	KG	King Pharmaceuticals	B	1.22	1.00
2009-01-01	SEE	Sealed Air	D	-2.89	0.40					
2009-01-01	DISH	Dish Network	D	-2.95	0.10					
2009-01-01	SRE	Sempra Energy	D	-2.88	0.30					
2009-01-01	PL	Protective Life	D	-2.94	0.40					
2009-01-01	UDR	Udr	D	-2.92	0.20					
2009-01-01	FD	Macy's	D	-2.96	0.20					

Date	Ticker	Name	R	SM	W (%)	Ticker	Name	R	SM	W (%)
2009-01-01	TRH	Transatlantic Holdings	D	-2.90	0.20					
2009-01-01	CMA	Comerica	D	-2.92	0.20					
2009-01-01	JNY	Jones Group	D	-2.95	0.20					
2009-01-01	RS	Reliance Steel And Aluminum	D	-2.96	0.10					
2009-01-01	LIFE	Life Technologies	D	-2.92	1.70					
2009-01-01	BDN	Brandywine Realty Trust	D	-2.93	0.20					
2009-01-01	OI	Owens Illinois Rg	D	-2.92	1.60					
2009-01-01	KSS	Kohl's	D	-2.89	0.30	AZO	Autozone	B	1.20	0.30
2009-01-01	GPN	Global Payments	D	-2.89	0.20					
2009-01-01	EAC.1	Encore Acquisition Co	D	-2.95	0.20					
2009-01-01	HBI	Hanesbrands	D	-2.94	0.20					
2009-01-01	XEC	Cimarex Energy	D	-2.94	0.20					
2009-01-01	AGCO	Agco	D	-2.94	0.40					
2009-01-01	AIV	Apartment Investment & Management	D	-2.95	0.90					
2009-01-01	JW.A	John Wiley & Sons	D	-2.88	0.30	CECO	Career Education	B	1.19	0.30
2009-01-01	POM	Pepco Holdings	D	-2.89	0.60					
2009-01-01	BCO	The Brink's	D	-2.89	0.40					
2009-01-01	LNT	Alliant Energy	D	-2.89	1.20					
2009-01-01	GPRO	Gen-Probe	D	-2.88	0.40	DGX	Quest Diagnostics	B	1.20	0.40
2009-01-01	STJ	St Jude Medical Inc	D	-2.89	0.70	ABII	Abraxis BioScience	B	1.17	0.70
2009-01-01	NDAQ	Nasdaq	D	-2.89	1.50	ACGL	Arch Capital	B	1.18	1.50
2009-01-01	AAP	Advance Auto Parts	D	-2.87	0.30					
2009-01-01	CNP	Centerpoint Energy	D	-2.88	0.80					
2009-01-01	WTI	W&t Offshore	D	-2.96	0.60					
2009-01-01	FLS	Flowserve	D	-2.94	0.20					
2009-01-01	ACT	Actavis	D	-2.86	1.30					
2009-01-01	EL	Estee Lauder Companies	D	-2.90	0.60					
2009-01-01	AXS	Axis Capital	D	-2.87	1.10	AJG	Arthur J.gallagher	B	1.17	1.10
2009-01-01	AMP	Ameriprise Financial	D	-2.94	0.80					
2009-01-01	MKC	Mccormick	D	-2.87	0.30					
2009-01-01	ANSS	Ansys	D	-2.91	0.30					
2009-01-01	ISCA	International Speedway	D	-2.88	0.20					
2009-01-01	MEE	Massey Energy Corp	D	-2.98	0.20					
2009-01-01	WLTGQ	Walter Energy	D	-2.97	0.20					
2009-01-01	NI-HDQ	NII Holdings	D	-2.95	0.50					
2009-01-01	JOY	Joy Global	D	-2.96	0.20					
2009-01-01	SGMS	Scientific Games	D	-2.91	0.20					
2009-01-01	ABC	Amerisourcebergen	D	-2.86	1.00					
2009-01-01	EQ	Embarq	D	-2.88	0.50					
2009-01-01	PXP	Plains Exploration & Production	D	-2.95	0.20					
2009-01-01	TDC	Teradata	D	-2.92	1.10					
2009-01-01	ASH	Ashland Global	D	-2.97	0.40					
2009-02-02	APH	Amphenol	D	-2.92	0.20					
2009-02-02	FLR	Fluor	D	-2.94	1.20					
2009-02-02	DNB	Dun & Bradstreet	D	-2.87	0.20	APOL	Apollo Educat Grp	A	2.33	0.20
2009-02-02	GME	Gamestop Corp New	D	-2.93	0.60					
2009-02-02	ADI	Analog Devices	D	-2.91	0.20					
2009-02-02	AEP	American Electric Power	D	-2.89	1.70	WTR	Aqua America	A	2.24	1.70
2009-02-02	AVP	Avon Products	D	-2.93	1.40					
2009-02-02	AVT	Avnet	D	-2.90	0.80	SCHN	Schnitzer Steel Industries	B	1.40	0.80
2009-02-02	AVY	Avery Dennison	D	-2.92	0.30					
2009-02-02	BF.B	Brown-forman	D	-2.88	0.30	ACV	Alberto-Culver	B	1.20	0.30
2009-02-02	GEN	GenOn Energy	D	-2.97	0.20					
2009-02-02	CA	Ca	D	-2.89	0.60	RHT	Red Hat	B	1.31	0.60
2009-02-02	CYH	Community Health Systems	D	-2.92	0.80					

Date	Ticker	Name	R	SM	W (%)	Ticker	Name	R	SM	W (%)
2009-02-02	CCK	Crown	D	-2.89	1.00	ACM	Aecom	B	1.27	1.00
2009-02-02	WIN	Windstream Holdings	D	-2.89	0.30	QWST	Qwest Communications	B	1.25	0.30
2009-02-02	CI	Cigna	D	-2.93	0.70					
2009-02-02	ADS	Alliance Data Systems	D	-2.90	0.20	URS	URS Corporation	B	1.25	0.20
2009-02-02	CMS	Cms Energy	D	-2.87	0.80	PSD	Puget Energy	A	2.21	0.80
2009-02-02	EQR	Equity Residential	D	-2.92	0.20					
2009-02-02	MAR	Marriott International	D	-2.95	0.20					
2009-02-02	CSX	Csx	D	-2.93	0.90					
2009-02-02	CTL	Centurylink	D	-2.89	0.70	PCS	T-Mobile US Inc.	B	1.22	0.70
2009-02-02	HEW	Hewitt Associates	D	-2.89	0.60	RMBS	Rambus	B	1.27	0.60
2009-02-02	CMI	Cummins	D	-2.95	0.90					
2009-02-02	TCO	Taubman Centers	D	-2.94	0.20					
2009-02-02	DBD	Diebold Nixdorf	D	-2.90	0.20	CREE	Cree	B	1.25	0.20
2009-02-02	QLGC	QLogic Corp	D	-2.91	0.40					
2009-02-02	DOV	Dover	D	-2.91	0.50					
2009-02-02	DPL	DPL	D	-2.87	1.20	NST	NSTAR	A	2.18	1.20
2009-02-02	EGN	Energen	D	-2.94	0.20					
2009-02-02	EXPD	Expeditors International Of Washington	D	-2.91	1.00					
2009-02-02	PBG	Pepsi Bottling	D	-2.93	1.10					
2009-02-02	FMC	Fmc	D	-2.91	1.20					
2009-02-02	FMC	Fmc	D	-2.91	0.40					
2009-02-02	FRX	Forest Laboratories	D	-2.89	0.70	VRTX	Vertex Pharmaceuticals	A	2.37	0.70
2009-02-02	NOV	National Oilwell Varco	D	-2.95	0.60					
2009-02-02	FWLT	Foster Wheeler	D	-2.96	0.30					
2009-02-02	EAT	Brinker International	D	-2.92	0.70					
2009-02-02	GPS	Gap	D	-2.91	1.00					
2009-02-02	GR	Goodrich	D	-2.92	1.30					
2009-02-02	HCBK	Hudson City Bancorp	D	-2.90	1.30					
2009-02-02	HAS	Hasbro	D	-2.91	0.50					
2009-02-02	HCN	Welltower	D	-2.88	0.20	WRB	Wr Berkley	A	2.24	0.20
2009-02-02	HE	Hawaiian Electric Industries	C	-1.88	0.80	UGI	Ugi	B	1.21	0.80
2009-02-02	SFG	Stancorp Fincl	D	-2.92	0.70					
2009-02-02	URBN	Urban Outfitters	D	-2.93	1.10					
2009-02-02	HST	Host Hotels & Resorts	D	-2.94	0.20					
2009-02-02	AKS	Ak Steel	D	-2.98	0.30					
2009-02-02	HRB	H.& R.block	C	-1.87	0.50	DAL	Delta Air Lines	A	2.25	0.50
2009-02-02	HRL	Hormel Foods	D	-2.88	0.50	HSY	The Hershey	B	1.18	0.50
2009-02-02	HRS	Harris	D	-2.89	0.60	HLTH	HLTH Corporation	B	1.25	0.60
2009-02-02	ADSK	Autodesk	D	-2.95	0.20					
2009-02-02	AMTD	Td Ameritrade	D	-2.92	0.20					
2009-02-02	JEC	Jacobs Engineering	D	-2.94	0.80					
2009-02-02	NCR	Ncr	D	-2.93	0.80					
2009-02-02	LLTC	Linear Technology	D	-2.89	0.70	TLAB	Tellabs	B	1.21	0.70
2009-02-02	LUV	Southwest Airlines	D	-2.93	0.30					
2009-02-02	LZ	Lubrizol Corp	D	-2.91	0.20					
2009-02-02	MAN	Manpower Rg	D	-2.93	0.70					
2009-02-02	MDP	Meredith	D	-2.96	0.40					
2009-02-02	MHFI	McGraw Hill Fin	D	-2.92	0.20					
2009-02-02	MI	Marshall & Ilsley	D	-2.98	0.10					
2009-02-02	MUR	Murphy Oil	D	-2.93	0.60					
2009-02-02	PSA	Public Storage	D	-2.89	1.00	SLM	Slm	B	1.35	1.00
2009-02-02	SOHU	Sohu.com	D	-2.93	0.60					
2009-02-02	RSG	Republic Services	D	-2.88	1.20	BLL	Ball	B	1.23	1.20
2009-02-02	NTRS	Northern Trust	D	-2.88	0.60	FHN	First Horizon National	B	1.31	0.60
2009-02-02	ISIL	Intersil	D	-2.95	1.00					
2009-02-02	PDCO	Patterson Companies	D	-2.92	0.20					
2009-02-02	PGR	Progressive	D	-2.90	0.50					
2009-02-02	RL	Ralph Lauren	D	-2.92	0.20					
2009-02-02	SNPS	Synopsys	D	-2.87	0.90	LDOS	Leidos	B	1.19	0.90
2009-02-02	SJM	Jm Smucker	D	-2.87	0.60	TOL	Toll Brothers	B	1.14	0.60

Date	Ticker	Name	R	SM	W (%)	Ticker	Name	R	SM	W (%)
2009-02-02	SWN	Southwestern Energy	D	-2.89	1.80	SUN	Sunoco	A	2.30	1.80
2009-02-02	TDS	Telephone And Data Systems	D	-2.90	0.40	SMG	The Scotts Miracle-gro	A	2.31	0.40
2009-02-02	TIF	Tiffany	D	-2.94	0.80					
2009-02-02	SWY	Safeway Inc	D	-2.89	1.60	CECO	Career Education	A	2.23	1.60
2009-02-02	TMK	Torchmark	D	-2.92	0.40					
2009-02-02	ALV	Autoliv	D	-2.95	0.50					
2009-02-02	SLG	SI Green Realty	D	-2.97	0.20					
2009-02-02	TTC	Toro	D	-2.86	0.50	PTV	Pactiv Corp	B	1.17	0.50
2009-02-02	UNM	Unum	D	-2.91	0.20					
2009-02-02	USM	United States Cellular	D	-2.93	0.50					
2009-02-02	VAR	Varian Medical Systems	D	-2.91	1.40					
2009-02-02	WDC	Western Digital	D	-2.94	0.80					
2009-02-02	WMB	Williams Companies	D	-2.94	1.20					
2009-02-02	TEG	Integrus Energy	D	-2.87	0.60	VVC	Vectren	B	1.20	0.60
2009-02-02	WRI	Weingarten Realty Investors	D	-2.93	0.30					
2009-02-02	XRX	Xerox	D	-2.94	0.40					
2009-02-02	INGR	Ingredion	D	-2.93	0.20					
2009-02-02	JNPR	Juniper Networks	D	-2.91	0.70					
2009-02-02	JNS	Janus Capital Cameron International Corp.	D	-2.97	0.30					
2009-02-02	CAM	International Corp.	D	-2.94	0.70					
2009-02-02	MTD	Mettler Toledo International	D	-2.90	1.20	SHW	Sherwin-williams	B	1.14	1.20
2009-02-02	AIZ	Assurant	D	-2.94	1.40					
2009-02-02	XLNX	Xilinx	D	-2.90	1.30					
2009-02-02	PCP	Precision Castparts	D	-2.92	1.40					
2009-02-02	ESRX	Express Scripts	D	-2.88	1.20	CEPH	Cephalon	A	2.23	1.20
2009-02-02	SEE	Sealed Air	D	-2.90	0.40					
2009-02-02	AES	Aes	D	-2.93	0.40					
2009-02-02	DISH	Dish Network	D	-2.94	0.20					
2009-02-02	SRE	Sempra Energy	D	-2.87	0.30	PNW	Pinnacle West Capital	B	1.20	0.30
2009-02-02	PL	Protective Life	D	-2.97	0.30					
2009-02-02	UDR	Udr	D	-2.93	0.20					
2009-02-02	FD	Macy's	D	-2.97	0.20					
2009-02-02	TRH	Transatlantic Holdings	D	-2.92	0.20					
2009-02-02	CMA	Comerica	D	-2.93	0.20					
2009-02-02	RS	Reliance Steel And Aluminum	D	-2.95	0.20					
2009-02-02	LIFE	Life Technologies	D	-2.91	2.10					
2009-02-02	BDN	Brandywine Realty Trust	D	-2.94	0.20					
2009-02-02	OI	Owens Illinois Rg	D	-2.95	1.20					
2009-02-02	KSS	Kohl's	D	-2.88	0.40	ROST	Ross Stores	A	2.23	0.40
2009-02-02	GPN	Global Payments	D	-2.88	0.20	FNF	FNF	A	2.25	0.20
2009-02-02	EAC.1	Encore Acquisition Co	D	-2.94	0.30					
2009-02-02	XEC	Cimarex Energy	D	-2.94	0.30					
2009-02-02	AGCO	Agco	D	-2.95	0.40					
2009-02-02	AIV	Apartment Investment & Management	D	-2.96	0.90					
2009-02-02	POM	Pepco Holdings	D	-2.89	0.70	ES	Eversource Energy	B	1.19	0.70
2009-02-02	BCO	The Brink's	D	-2.89	0.50	ROH	Rohm & Haas	A	2.19	0.50
2009-02-02	LNT	Alliant Energy	D	-2.89	1.30	PCG	Pg&e	B	1.19	1.30
2009-02-02	GPRO	Gen-Probe	D	-2.88	0.50	ABII	Abraxis BioScience	A	2.19	0.50
2009-02-02	STJ	St Jude Medical Inc	D	-2.87	0.90	EYE	Advanced Medical Optics	B	1.91	0.90
2009-02-02	NDAQ	Nasdaq	D	-2.91	1.10					
2009-02-02	AAP	Advance Auto Parts	D	-2.88	0.30	AZO	Autozone	A	2.19	0.30
2009-02-02	CNP	Centerpoint Energy	D	-2.87	1.00	ED	Consolidated Edison	B	1.18	1.00
2009-02-02	WTI	W&t Offshore	D	-2.97	0.60					
2009-02-02	FLS	Flowserve	D	-2.94	0.40					
2009-02-02	EL	Estee Lauder Companies	D	-2.92	0.50					

Date	Ticker	Name	R	SM	W (%)	Ticker	Name	R	SM	W (%)
2009-02-02	AXS	Axis Capital	D	-2.88	0.80	ORI	Old Republic International	B	1.22	0.80
2009-02-02	AMP	Ameriprise Financial	D	-2.95	1.30					
2009-02-02	MKC	Mccormick	D	-2.87	0.30	DV	Devry Education	A	2.19	0.30
2009-02-02	ANSS	Ansys	D	-2.92	0.20					
2009-02-02	ISCA	International Speedway	D	-2.91	0.10					
2009-02-02	MEE	Massey Energy Corp	D	-2.97	0.20					
2009-02-02	WLTGQ	Walter Energy	D	-2.97	0.20					
2009-02-02	NI-HDQ	NII Holdings	D	-2.95	0.60					
2009-02-02	JOY	Joy Global	D	-2.96	0.20					
2009-02-02	SGMS	Scientific Games	D	-2.93	0.20					
2009-02-02	EQ	Embarq	D	-2.88	0.60	CHH	Choice Hotels International	A	2.19	0.60
2009-02-02	PXP	Plains Exploration & Production	D	-2.96	0.20					
2009-02-02	SHLD	Sears	D	-2.94	0.20					
2009-02-02	TDC	Teradata	D	-2.93	1.00					
2009-02-02	ASH	Ashland Global	D	-2.98	0.30					
2009-03-02	AEE	Ameren	D	-2.93	0.30					
2009-03-02	AMB	Prologis	D	-2.97	0.10					
2009-03-02	FLR	Fluor	D	-2.95	1.20					
2009-03-02	DTE	Dte Energy	D	-2.90	0.30					
2009-03-02	DNB	Dun & Bradstreet	D	-2.88	0.20	CECO	Career Education	A	2.25	0.20
2009-03-02	GME	Gamestop Corp New	D	-2.93	1.50					
2009-03-02	SLAB	Silicon Laboratories	D	-2.90	0.50					
2009-03-02	ALTR	Altera Corp.	D	-2.90	1.40	LDOS	Leidos	A	2.18	1.40
2009-03-02	ASB	Associated Banc-corp	D	-2.91	1.20					
2009-03-02	AVY	Avery Dennison	D	-2.94	0.10					
2009-03-02	FDS	Factset Research Systems	D	-2.91	1.20					
2009-03-02	CAG	Conagra Brands	D	-2.90	1.50	LKQ	Lkq	B	1.25	1.50
2009-03-02	AF	Astoria Financial	D	-2.95	1.20					
2009-03-02	ADS	Alliance Data Systems	D	-2.93	0.70					
2009-03-02	CNA	Cna Financial	D	-2.96	0.30					
2009-03-02	RYN	Rayonier	D	-2.92	0.10					
2009-03-02	EQR	Equity Residential	D	-2.94	0.30					
2009-03-02	VRSN	Verisign	D	-2.93	0.10					
2009-03-02	CTL	Centurylink	D	-2.90	0.20	QWST	Qwest Communications	B	1.25	0.20
2009-03-02	TCO	Taubman Centers	D	-2.96	0.10					
2009-03-02	CVC	Cablevision Systems Corp	D	-2.94	1.20					
2009-03-02	DBD	Diebold Nixdorf	D	-2.91	1.10					
2009-03-02	YUM	Yum Brands	D	-2.90	1.80	AZO	Autozone	A	2.20	1.80
2009-03-02	DOV	Dover	D	-2.93	0.30					
2009-03-02	FLIR	Flir Systems	D	-2.93	1.30					
2009-03-02	ECL	Ecolab	D	-2.90	1.50	SMG	The Scotts Miracle-gro	A	2.25	1.50
2009-03-02	ED	Consolidated Edison	D	-2.86	0.60	PNW	Pinnacle West Capital	A	2.15	0.60
2009-03-02	EFX	Equifax	D	-2.91	0.20					
2009-03-02	EXPD	Expeditors International Of Washington	D	-2.91	0.30					
2009-03-02	FISV	Fiserv	D	-2.90	0.90	ACM	Aecom	A	2.25	0.90
2009-03-02	FRT	Federal Realty Investment Trust	D	-2.93	0.10					
2009-03-02	TGNA	Tegna	D	-2.99	0.60					
2009-03-02	GPS	Gap	D	-2.91	1.40					
2009-03-02	HCBK	Hudson City Bancorp	D	-2.92	1.30					
2009-03-02	HAS	Hasbro	D	-2.91	1.30					
2009-03-02	HCN	Welltower	D	-2.91	0.20					
2009-03-02	REG	Regency Centers	D	-2.94	0.10					
2009-03-02	HST	Host Hotels & Resorts	D	-2.96	0.10					

Date	Ticker	Name	R	SM	W (%)	Ticker	Name	R	SM	W (%)
2009-03-02	PCLN	The Priceline	D	-2.90	0.90					
2009-03-02	AVB	Avalonbay Communities	D	-2.94	0.20					
2009-03-02	EMN	Eastman Chemical	D	-2.96	1.10					
2009-03-02	LLL	L3 Technologies	D	-2.90	1.10	SHAW	Shaw Group	B	1.28	1.10
2009-03-02	NCR	Ncr	D	-2.96	0.70					
2009-03-02	LEG	Leggett & Platt	D	-2.93	0.40					
2009-03-02	LLTC	Linear Technology	D	-2.91	0.20					
2009-03-02	LB	L Brands	D	-2.95	0.40					
2009-03-02	LUV	Southwest Airlines	D	-2.94	0.10					
2009-03-02	HSIC	Henry Schein	D	-2.90	1.00					
2009-03-02	FII	Federated Investors	D	-2.93	1.10					
2009-03-02	MUR	Murphy Oil	D	-2.94	0.30					
2009-03-02	PSA	Public Storage	D	-2.92	0.40					
2009-03-02	SOHU	Sohu.com	D	-2.92	1.30					
2009-03-02	RSG	Republic Services	D	-2.91	0.40					
2009-03-02	NI	Nisource	D	-2.92	0.10					
2009-03-02	NOVL	Novell	D	-2.92	1.10					
2009-03-02	OLN	Olin	D	-2.94	0.50					
2009-03-02	F	Ford Motor	D	-2.96	0.30					
2009-03-02	PBI	Pitney Bowes	D	-2.91	0.20					
2009-03-02	PLL	Pall Corp	D	-2.91	1.20					
2009-03-02	PPL	Ppl	D	-2.92	1.40					
2009-03-02	BXP	Boston Properties	D	-2.95	0.20					
2009-03-02	ROST	Ross Stores	D	-2.88	0.30	CHH	Choice Hotels International	A	2.17	0.30
2009-03-02	SNA	Snap-on	D	-2.94	1.10					
2009-03-02	FRO	Frontline	D	-2.96	0.70					
2009-03-02	SWN	Southwestern Energy	D	-2.91	1.70					
2009-03-02	TE	Teco Energy	D	-2.93	0.10					
2009-03-02	SLG	SI Green Realty	D	-2.98	0.00					
2009-03-02	VNO	Vornado Realty Trust	D	-2.95	0.20					
2009-03-02	WGL	Wgl	D	-2.86	0.70	NVE	NV Energy	B	1.20	0.70
2009-03-02	TEG	Integrays Energy	D	-2.93	0.10					
2009-03-02	WRI	Weingarten Realty Investors	D	-2.96	0.00					
2009-03-02	MTD	Mettler Toledo International	D	-2.92	0.10					
2009-03-02	ESRX	Express Scripts	D	-2.90	1.60					
2009-03-02	NHP	Nationwide Health Properties	D	-2.92	0.10					
2009-03-02	PCL	Plum Creek Timber Co	D	-2.93	0.20					
2009-03-02	SEE	Sealed Air	D	-2.92	0.10					
2009-03-02	AES	Aes	D	-2.95	0.10					
2009-03-02	MGM	Mgm Resorts International	D	-2.99	0.70					
2009-03-02	PL	Protective Life	D	-2.99	0.10					
2009-03-02	PTV	Pactiv Corp	D	-2.91	0.90					
2009-03-02	UDR	Udr	D	-2.96	0.10					
2009-03-02	TRH	Transatlantic Holdings	D	-2.93	0.00					
2009-03-02	ADTN	Adtran	D	-2.91	1.20					
2009-03-02	OA	Orbital Atk	D	-2.89	1.20	BR	Broadridge Financial Solutions	B	1.26	1.20
2009-03-02	LIZ	Kate Spade & Co	D	-2.98	0.30					
2009-03-02	UHS	Universal Health Services	D	-2.91	1.10					
2009-03-02	CNX	Consol Energy	D	-2.97	1.20					
2009-03-02	BDN	Brandywine Realty Trust	D	-2.96	0.00					
2009-03-02	KIM	Kimco Realty	D	-2.97	0.10					
2009-03-02	NLC	Nalco Holding	D	-2.93	1.20					
2009-03-02	JOE	The St. Joe	D	-2.93	0.10					
2009-03-02	EIX	Edison International	D	-2.92	1.30					
2009-03-02	AIV	Investment & Management	D	-2.98	0.00					
2009-03-02	AFG	American Financial	D	-2.92	1.00					
2009-03-02	MIR	Mirant Corp	D	-2.96	0.10					

Date	Ticker	Name	R	SM	W (%)	Ticker	Name	R	SM	W (%)
2009-03-02	LNT	Alliant Energy	D	-2.91	0.20					
2009-03-02	GPRO	Gen-Probe	D	-2.90	1.10	EW	Edwards Lifesciences	A	2.20	1.10
2009-03-02	STJ	St Jude Medical Inc	D	-2.89	0.70	OCR	Omnicare Inc	A	2.18	0.70
2009-03-02	FLS	Flowserve	D	-2.95	1.20					
2009-03-02	FTR	Frontier Communications	D	-2.91	0.10					
2009-03-02	DO	Diamond Offshore Drilling	D	-2.93	1.40					
2009-03-02	VTR	Ventas	D	-2.93	0.20					
2009-03-02	AMP	Ameriprise Financial	D	-2.96	0.50					
2009-03-02	MKC	Mccormick	D	-2.88	0.50	BG	Bunge	B	1.24	0.50
2009-03-02	STRA	Strayer Education	C	-1.88	1.30	DV	Devry Education	A	2.17	1.30
2009-03-02	SRCL	Stericycle	D	-2.88	0.20	SCHN	Schnitzer Steel Industries	B	1.25	0.20
2009-03-02	CTAS	Cintas	D	-2.90	0.20					
2009-03-02	WOR	Worthington Industries	D	-2.93	0.90					
2009-03-02	GNW	Genworth Financial	D	-3.00	0.30					
2009-03-02	MEE	Massey Energy Corp	D	-2.98	0.20					
2009-03-02	WLTGQ	Walter Energy	D	-2.97	0.20					
2009-03-02	ATI	Allegheny Technologies	D	-2.98	0.10					
2009-03-02	WCRX	Warner Chilcott Class A	D	-2.90	1.10					
2009-03-02	PXP	Plains Exploration & Production	D	-2.96	1.10					
2009-03-02	PFG	Principal Financial	D	-2.98	0.40					
2009-03-02	KBR	Kbr	D	-2.95	1.10					
2009-03-02	DRC	Dresser-Rand Group	D	-2.92	1.20					
2009-03-02	WYN	Wyndham Worldwide	D	-2.99	0.70					
2009-03-02	DLR	Digital Realty Trust	D	-2.91	0.10					
2009-04-01	AEE	Ameren	D	-2.93	0.30					
2009-04-01	AMB	Prologis	D	-2.96	0.10					
2009-04-01	FLR	Fluor	D	-2.94	1.20					
2009-04-01	DTE	Dte Energy	D	-2.89	0.20	PNW	Pinnacle West Capital	A	2.16	0.20
2009-04-01	APOL	Apollo Educat Grp	C	-1.88	1.40	DRI	Darden Restaurants	A	2.43	1.40
2009-04-01	DNB	Dun & Bradstreet	D	-2.87	0.20	AZO	Autozone	A	2.24	0.20
2009-04-01	GME	Gamestop Corp New	D	-2.93	1.50					
2009-04-01	SLM	Slm	D	-2.93	0.10					
2009-04-01	ASB	Associated Banc-corp	D	-2.90	1.30	AMG	Affiliated Managers	B	1.37	1.30
2009-04-01	AVY	Avery Dennison	D	-2.92	0.10					
2009-04-01	FDS	Factset Research Systems	D	-2.88	0.60	CECO	Career Education	A	2.23	0.60
2009-04-01	AF	Astoria Financial	D	-2.94	1.30					
2009-04-01	ADS	Alliance Data Systems	D	-2.91	0.90					
2009-04-01	CNA	Cna Financial	D	-2.94	0.30					
2009-04-01	RYN	Rayonier	D	-2.90	0.10	CCI	Crown Castle Intl Corp	B	1.34	0.10
2009-04-01	EQR	Equity Residential	D	-2.94	0.30					
2009-04-01	VRSN	Verisign	D	-2.92	0.10					
2009-04-01	TCO	Taubman Centers	D	-2.95	0.00					
2009-04-01	DBD	Diebold Nixdorf	D	-2.91	1.10					
2009-04-01	YUM	Yum Brands	D	-2.89	1.90	DV	Devry Education	A	2.16	1.90
2009-04-01	DOV	Dover	D	-2.92	0.30					
2009-04-01	FLIR	Flir Systems	D	-2.92	1.20					
2009-04-01	ECL	Ecolab	D	-2.88	1.60	SMG	The Scotts Miracle-gro	A	2.36	1.60
2009-04-01	EFX	Equifax	D	-2.89	0.20	EV	Eaton Vance	B	1.31	0.20
2009-04-01	EXPD	International Of Washington	D	-2.91	0.30					

Date	Ticker	Name	R	SM	W (%)	Ticker	Name	R	SM	W (%)
2009-04-01	FISV	Fiserv	D	-2.88	0.90	BGC	General Cable	B	1.45	0.90
2009-04-01	FRT	Federal Realty Investment Trust	D	-2.91	0.10					
2009-04-01	TGNA	Tegna	D	-2.99	0.40					
2009-04-01	GPS	Gap	D	-2.89	0.20	SIRI	Sirius XM Holdings	B	2.00	0.20
2009-04-01	HCBK	Hudson City Bancorp	D	-2.90	1.50					
2009-04-01	HAS	Hasbro	D	-2.90	1.40	TSN	Tyson Foods	B	1.37	1.40
2009-04-01	HCN	Welltower	D	-2.91	0.20					
2009-04-01	REG	Regency Centers	D	-2.94	0.10					
2009-04-01	HST	Host Hotels & Resorts	D	-2.96	0.10					
2009-04-01	PCLN	The Priceline	D	-2.90	0.80					
2009-04-01	HRB	H.& R.block	D	-2.87	0.30	AN	Autonation	B	1.55	0.30
2009-04-01	AVB	Avalonbay Communities	D	-2.93	0.20					
2009-04-01	EMN	Eastman Chemical	D	-2.94	1.50					
2009-04-01	LLL	L3 Technologies	D	-2.89	1.10	SHAW	Shaw Group	B	1.39	1.10
2009-04-01	JEC	Jacobs Engineering	D	-2.84	0.30	TIN	Temple Inland	B	1.38	0.30
2009-04-01	NCR	Ncr	D	-2.95	0.70					
2009-04-01	LEG	Leggett & Platt	D	-2.91	0.40					
2009-04-01	LLTC	Linear Technology	D	-2.90	0.10	LDOS	Leidos	A	2.18	0.10
2009-04-01	LB	L Brands	D	-2.93	0.50					
2009-04-01	LUV	Southwest Airlines	D	-2.93	0.20					
2009-04-01	FII	Federated Investors	D	-2.92	1.40					
2009-04-01	PSA	Public Storage	D	-2.91	0.40					
2009-04-01	RSG	Republic Services	D	-2.92	0.30					
2009-04-01	NI	Nisource	D	-2.91	0.20					
2009-04-01	NOVL	Novell	D	-2.89	1.30	JAVA	Sun Microsystems	B	1.47	1.30
2009-04-01	OLN	Olin	D	-2.92	0.60					
2009-04-01	F	Ford Motor	D	-2.95	0.40					
2009-04-01	PBI	Pitney Bowes	D	-2.89	0.30	CY	Cypress Semiconductor	B	1.43	0.30
2009-04-01	PLL	Pall Corp	D	-2.92	1.10					
2009-04-01	PPL	Ppl	D	-2.91	1.40					
2009-04-01	WTR	Aqua America	C	-1.85	0.20	NVE	NV Energy	B	1.22	0.20
2009-04-01	BXP	Boston Properties	D	-2.94	0.20					
2009-04-01	SHW	Sherwin-williams	D	-2.86	0.30	CVG	Convergys	B	1.34	0.30
2009-04-01	SNA	Snap-on	D	-2.93	1.20					
2009-04-01	CHRW	C.h.robinson Worldwide	D	-2.85	0.40	SCHN	Schnitzer Steel Industries	B	1.33	0.40
2009-04-01	FRO	Frontline	D	-2.96	0.60					
2009-04-01	SWN	Southwestern Energy	D	-2.85	1.80	SUN	Sunoco	A	2.18	1.80
2009-04-01	TE	Teco Energy	D	-2.92	0.10					
2009-04-01	TFX	Teleflex	D	-2.90	0.30					
2009-04-01	SLG	SI Green Realty	D	-2.98	0.00					
2009-04-01	NYCB	New York Community Bancorp	D	-2.91	0.90					
2009-04-01	VNO	Vornado Realty Trust	D	-2.95	0.30					
2009-04-01	TEG	Integrus Energy	D	-2.92	0.10					
2009-04-01	WRI	Weingarten Realty Investors	D	-2.96	0.00					
2009-04-01	MTD	Mettler Toledo International	D	-2.92	0.20					
2009-04-01	ESRX	Express Scripts	D	-2.90	1.50	MYL	Mylan N.V.	A	2.39	1.50
2009-04-01	NHP	Nationwide Health Properties	D	-2.91	0.10					
2009-04-01	PCL	Plum Creek Timber Co	D	-2.91	0.30					
2009-04-01	SEE	Sealed Air	D	-2.90	0.20	BR	Broadridge Financial Solutions	B	1.32	0.20
2009-04-01	NST	NSTAR	C	-1.86	0.20	SRE	Sempra Energy	B	1.21	0.20
2009-04-01	PL	Protective Life	D	-2.98	0.80					
2009-04-01	PTV	Pactiv Corp	D	-2.90	1.00					
2009-04-01	MASI	Masimo	D	-2.88	0.40	EW	Edwards Lifesciences	A	2.22	0.40
2009-04-01	UDR	Udr	D	-2.95	0.10					
2009-04-01	TRH	Transatlantic Holdings	D	-2.91	0.10					

Date	Ticker	Name	R	SM	W (%)	Ticker	Name	R	SM	W (%)
2009-04-01	ADTN	Adtran	D	-2.89	1.30	MU	Micron Technology	B	1.41	1.30
2009-04-01	OA	Orbital Atk	D	-2.89	1.10	URS	URS Corporation	B	1.30	1.10
2009-04-01	LIZ	Kate Spade & Co	D	-2.98	0.30					
2009-04-01	CEPH	Cephalon	C	-1.86	0.30	HMA	Health Management Assoc A	B	1.44	0.30
2009-04-01	CNX	Consol Energy	D	-2.96	1.30					
2009-04-01	BDN	Brandywine Realty Trust	D	-2.97	0.00					
2009-04-01	KIM	Kimco Realty	D	-2.97	0.10					
2009-04-01	NLC	Nalco Holding	D	-2.91	1.50					
2009-04-01	JOE	The St. Joe	D	-2.93	0.10					
2009-04-01	EIX	Edison International	D	-2.91	0.20					
2009-04-01	AIV	Apartment Investment & Management	D	-2.98	0.00					
2009-04-01	AFG	American Financial	D	-2.91	1.10					
2009-04-01	MIR	Mirant Corp	D	-2.95	0.10					
2009-04-01	LNT	Alliant Energy	D	-2.90	0.20					
2009-04-01	MVL	Marvel Entertainment	D	-2.88	0.60	WSM	Williams-sonoma	B	1.37	0.60
2009-04-01	FTR	Frontier Communications	D	-2.91	0.10					
2009-04-01	DO	Diamond Offshore Drilling	D	-2.93	1.40					
2009-04-01	VTR	Ventas	D	-2.93	0.20					
2009-04-01	AMP	Ameriprise Financial	D	-2.95	0.70					
2009-04-01	STRA	Strayer Education	C	-1.88	1.20	JWN	Nordstrom	B	1.37	1.20
2009-04-01	SRCL	Stericycle	D	-2.87	0.20	EXP	Eagle Materials	B	1.29	0.20
2009-04-01	KMPR	Kemper	D	-2.95	0.60					
2009-04-01	WOR	Worthington Industries	D	-2.92	1.10					
2009-04-01	STZ	Constellation Brands	D	-2.91	0.80					
2009-04-01	GNW	Genworth Financial	D	-2.99	0.60					
2009-04-01	MEE	Massey Energy Corp	D	-2.98	0.20					
2009-04-01	ATI	Allegheny Technologies	D	-2.97	0.10					
2009-04-01	WCRX	Warner Chilcott Class A	D	-2.91	1.00					
2009-04-01	PFG	Principal Financial	D	-2.98	0.40					
2009-04-01	KBR	Kbr	D	-2.85	1.30	CCK	Crown	B	1.27	1.30
2009-04-01	DRC	Dresser-Rand Group	D	-2.91	1.30					
2009-04-01	WYN	Wyndham Worldwide	D	-2.98	1.00					
2009-04-01	DLR	Digital Realty Trust	D	-2.89	0.10	HPT	Hospitality Properties Trust	B	1.28	0.10
2009-04-01	DAL	Delta Air Lines	D	-2.92	0.20					
2009-05-01	AEE	Ameren	D	-2.93	0.30					
2009-05-01	AMB	Prologis	D	-2.95	0.10					
2009-05-01	FLR	Fluor	D	-2.94	1.20					
2009-05-01	DTE	Dte Energy	D	-2.88	0.20	SRE	Sempra Energy	A	2.21	0.20
2009-05-01	APOL	Apollo Educat Grp	C	-1.89	1.10	AN	Autonation	A	2.69	1.10
2009-05-01	DNB	Dun & Bradstreet	D	-2.86	0.20	EAT	Brinker International	A	2.48	0.20
2009-05-01	ACV	Alberto-Culver	D	-2.86	1.10	DHI	D.r. Horton	A	2.35	1.10
2009-05-01	GME	Gamestop Corp	D	-2.92	1.40					
2009-05-01	SLM	Slm	D	-2.92	0.10					
2009-05-01	ASB	Associated Banc-corp	D	-2.86	1.20	WDR	Waddell & Reed Financial	A	2.42	1.20
2009-05-01	AVY	Avery Dennison	D	-2.91	0.20					
2009-05-01	AF	Astoria Financial	D	-2.94	1.00					
2009-05-01	CI	Cigna	D	-2.92	0.50					
2009-05-01	ADS	Alliance Data Systems	D	-2.89	0.90	SCHN	Schnitzer Steel Industries	A	2.52	0.90
2009-05-01	CNA	Cna Financial	D	-2.93	0.40					
2009-05-01	EQR	Equity Residential	D	-2.93	0.30					
2009-05-01	TCO	Taubman Centers	D	-2.93	0.10					

Date	Ticker	Name	R	SM	W (%)	Ticker	Name	R	SM	W (%)
2009-05-01	DBD	Diebold Nixdorf	D	-2.89	1.20	JAVA	Sun Microsystems	A	2.54	1.20
2009-05-01	FLIR	Flir Systems	D	-2.91	1.40					
2009-05-01	ED	Consolidated Edison	D	-2.84	0.50	CPN	Calpine	B	1.29	0.50
2009-05-01	NLY	Annaly Capital Management	D	-2.85	0.30	IRM	Iron Mountain	A	2.28	0.30
2009-05-01	FISV	Fiserv	D	-2.88	0.90	SHAW	Shaw Group	A	2.42	0.90
2009-05-01	FRT	Federal Realty Investment Trust	D	-2.90	0.20					
2009-05-01	TGNA	Tegna	D	-2.99	0.70					
2009-05-01	HCBK	Hudson City Bancorp	D	-2.90	1.30					
2009-05-01	HAS	Hasbro	D	-2.89	1.30	LKQ	Lkq	A	2.32	1.30
2009-05-01	HCN	Welltower	D	-2.90	0.20	FHN	First Horizon National	A	2.24	0.20
2009-05-01	HCP	Hcp	D	-2.92	0.30					
2009-05-01	REG	Regency Centers	D	-2.92	0.10					
2009-05-01	HST	Host Hotels & Resorts	D	-2.92	0.20					
2009-05-01	HRB	H.& R.block	D	-2.89	0.20	PAG	Penske Automotive	A	2.46	0.20
2009-05-01	LLL	L3 Technologies	D	-2.82	1.10	PWR	Quanta Services	A	2.36	1.10
2009-05-01	JEC	Jacobs Engineering	D	-2.85	0.80	BR	Broadridge Financial Solutions	A	2.33	0.80
2009-05-01	NCR	Ncr	D	-2.94	0.80					
2009-05-01	LEG	Leggett & Platt	D	-2.90	0.40	PAS	PepsiAmericas Inc	A	2.27	0.40
2009-05-01	LLTC	Linear Technology	D	-2.90	0.10					
2009-05-01	LUV	Southwest Airlines	D	-2.93	0.20					
2009-05-01	PSA	Public Storage	D	-2.89	0.40	RNR	Renaissancere	A	2.19	0.40
2009-05-01	RSG	Republic Services	D	-2.89	0.40	EXP	Eagle Materials	A	2.32	0.40
2009-05-01	OCR	Omicare Inc	C	-1.86	1.10	COO	Cooper Companies	A	2.45	1.10
2009-05-01	PBI	Pitney Bowes	D	-2.88	0.30	MU	Micron Technology	A	2.48	0.30
2009-05-01	PLL	Pall Corp	D	-2.90	1.20	URS	URS Corporation	A	2.32	1.20
2009-05-01	PPL	Ppl	D	-2.91	1.30					
2009-05-01	WTR	Aqua America	C	-1.85	0.10	NVE	NV Energy	B	1.24	0.10
2009-05-01	BXP	Boston Properties	D	-2.93	0.30					
2009-05-01	SNA	Snap-on	D	-2.91	1.40					
2009-05-01	SVU	Supervalu	D	-2.85	0.50	DRI	Darden Restaurants	A	2.44	0.50
2009-05-01	FRO	Frontline	D	-2.95	0.80					
2009-05-01	TE	Teco Energy	D	-2.91	0.10					
2009-05-01	TFX	Teleflex	D	-2.89	0.20	MYL	Mylan N.V.	A	2.38	0.20
2009-05-01	SLG	SI Green Realty	D	-2.97	0.10					
2009-05-01	NYCB	New York Community Bancorp	D	-2.85	1.10	HCC	HCC Insurance Hldgs	A	2.17	1.10
2009-05-01	VNO	Vornado Realty Trust	D	-2.93	0.30					
2009-05-01	TEG	Integrays Energy	D	-2.91	0.10					
2009-05-01	WRI	Weingarten Realty Investors	D	-2.94	0.10					
2009-05-01	NHP	Nationwide Health Properties	D	-2.90	0.10	PBCT	People's United Financial	A	2.15	0.10
2009-05-01	VRTX	Vertex Pharmaceuticals	C	-1.86	0.20	ILMN	Illumina	A	2.31	0.20
2009-05-01	NST	NSTAR	D	-2.86	0.20	NFG	National Fuel Gas	B	1.20	0.20
2009-05-01	PL	Protective Life	D	-2.97	1.10					
2009-05-01	UDR	Udr	D	-2.94	0.10					
2009-05-01	OA	Orbital Atk	D	-2.87	1.20	CCK	Crown	A	2.27	1.20
2009-05-01	CEPH	Cephalon	C	-1.87	0.20	AGN	Allergan	A	2.25	0.20
2009-05-01	CNX	Consol Energy	D	-2.95	1.40					
2009-05-01	BDN	Brandywine Realty Trust	D	-2.95	0.00					
2009-05-01	KIM	Kimco Realty	D	-2.96	0.10					
2009-05-01	JOE	The St. Joe	D	-2.90	0.10					
2009-05-01	NRG	Nrg Energy	D	-2.87	0.20	GAS	AGL Resources	B	1.19	0.20
2009-05-01	AIV	Investment & Management	D	-2.97	0.00					
2009-05-01	AFG	American Financial	D	-2.91	0.30					
2009-05-01	MIR	Mirant Corp	D	-2.95	0.10					
2009-05-01	LNT	Alliant Energy	D	-2.91	0.10					
2009-05-01	CNP	Centerpoint Energy	D	-2.87	0.20	ATO	Atmos Energy	B	1.18	0.20

Date	Ticker	Name	R	SM	W (%)	Ticker	Name	R	SM	W (%)
2009-05-01	FTR	Frontier Communications	D	-2.91	0.10					
2009-05-01	VTR	Ventas	D	-2.91	0.20					
2009-05-01	STRA	Strayer Education	D	-2.87	1.20	PENN	Penn National Gaming	A	2.44	1.20
2009-05-01	SRCL	Stericycle	D	-2.88	0.20	VAL	The Valspar	A	2.25	0.20
2009-05-01	STZ	Constellation Brands	D	-2.92	0.70					
2009-05-01	GNW	Genworth Financial	D	-2.99	0.60					
2009-05-01	MEE	Massey Energy Corp	D	-2.97	0.30					
2009-05-01	WCRX	Warner Chilcott Class A	D	-2.91	0.80					
2009-05-01	PFG	Principal Financial	D	-2.96	0.70					
2009-05-01	KBR	Kbr	D	-2.83	1.30		Fidelity National Information Services	A	2.24	1.30
2009-05-01	DRC	Dresser-Rand Group	D	-2.90	1.30	DNR	Denbury Resources	A	2.50	1.30
2009-05-01	DLR	Digital Realty Trust	D	-2.88	0.10	STAR	Istar	B	1.70	0.10
2009-05-01	DAL	Delta Air Lines	D	-2.87	0.20	WFM	Whole Foods Market	A	2.43	0.20
2009-06-01	AEE	Ameren	D	-2.93	0.20					
2009-06-01	DTE	Dte Energy	D	-2.88	0.20	CPN	Calpine	A	2.51	0.20
2009-06-01	APOL	Apollo Educat Grp	C	-1.89	1.30	CAR	Avis Budget	A	3.00	1.30
2009-06-01	GME	Gamestop Corp New	D	-2.93	1.10					
2009-06-01	SLM	Slm	D	-2.90	0.10					
2009-06-01	AF	Astoria Financial	D	-2.95	0.50					
2009-06-01	DBD	Diebold Nixdorf	D	-2.89	1.10	CTV	CommScope	A	2.63	1.10
2009-06-01	FLIR	Flir Systems	D	-2.92	1.10					
2009-06-01	ED	Consolidated Edison	D	-2.85	0.40	AES	Aes	A	2.36	0.40
2009-06-01	TGNA	Tegna	D	-2.99	0.80					
2009-06-01	HAS	Hasbro	D	-2.89	1.20	TRW	TRW Automotive Holdings	A	2.97	1.20
2009-06-01	HCN	Welltower	D	-2.89	0.20	ACF	AmeriCredit	A	2.71	0.20
2009-06-01	HCP	Hcp	D	-2.90	0.30					
2009-06-01	HRB	H.& R.block	D	-2.89	0.20	WMG	Warner Music Group Corp	A	2.77	0.20
2009-06-01	LUV	Southwest Airlines	D	-2.93	0.10					
2009-06-01	RSG	Republic Services	D	-2.89	0.40	BGC	General Cable Health Management Assoc A	A	2.90	0.40
2009-06-01	OCR	Omnicare Inc	C	-1.85	1.20	HMA	Management Assoc A	A	3.00	1.20
2009-06-01	PLL	Pall Corp	D	-2.89	1.10	TIN	Temple Inland	A	2.88	1.10
2009-06-01	WTR	Aqua America	C	-1.86	0.10	SRE	Sempra Energy	A	2.21	0.10
2009-06-01	FRO	Frontline	D	-2.94	0.70					
2009-06-01	TE	Teco Energy New York	D	-2.91	0.10					
2009-06-01	NYCB	Community Bancorp	D	-2.85	1.20	STAR	Istar	A	2.69	1.20
2009-06-01	WGL	Wgl	D	-2.85	0.60	DPL	DPL	A	2.19	0.60
2009-06-01	TEG	Integrus Energy	D	-2.91	0.10					
2009-06-01	WRI	Weingarten Realty Investors	D	-2.93	0.10					
2009-06-01	VRTX	Vertex Pharmaceuticals	C	-1.86	0.20	BKD	Brookdale Senior Living	A	2.81	0.20
2009-06-01	NST	NSTAR	D	-2.86	0.10	ATO	Atmos Energy	A	2.17	0.10
2009-06-01	UDR	Udr	D	-2.93	0.10					
2009-06-01	CEPH	Cephalon	D	-2.88	0.20	COO	Cooper Companies	A	2.42	0.20
2009-06-01	KIM	Kimco Realty	D	-2.95	0.10					
2009-06-01	DV	Devry Education	D	-2.88	1.10	OMX	OfficeMax	A	2.76	1.10
2009-06-01	MIR	Mirant Corp	D	-2.93	0.10					
2009-06-01	LNT	Alliant Energy	D	-2.90	0.10					
2009-06-01	CNP	Centerpoint Energy	D	-2.88	0.20	DYNIQ	Dynergy	B	1.37	0.20
2009-06-01	FTR	Frontier Communications	D	-2.90	0.10					
2009-06-01	STRA	Strayer Education	D	-2.87	1.10	CTCM	CTC Media	A	2.74	1.10
2009-06-01	STZ	Constellation Brands	D	-2.91	0.60					
2009-06-01	DAL	Delta Air Lines	D	-2.87	0.20	AN	Autonation	A	2.67	0.20

Date	Ticker	Name	R	SM	W (%)	Ticker	Name	R	SM	W (%)
2009-07-01	APOL	Apollo Educat Grp	C	-1.87	1.50	CHS	Chico's Fas	A	2.95	1.50
2009-07-01	GME	Gamestop Corp New	D	-2.94	1.00					
2009-07-01	DBD	Diebold Nixdorf	D	-2.89	1.20	BRCD	Brocade Communications Systems	A	2.63	1.20
2009-07-01	FDO	Family Dollar Stores	C	-1.86	1.30	CTCM	CTC Media	A	2.75	1.30
2009-07-01	TGNA	Tegna	D	-2.99	0.40					
2009-07-01	HAS	Hasbro	D	-2.90	1.00	TRW	TRW Automotive Holdings	A	3.00	1.00
2009-07-01	HRB	H.& R.block	D	-2.87	1.50	AN	Autonation	A	2.70	1.50
2009-07-01	OCR	Omnicare Inc	C	-1.85	1.20	DNDNQ	Dendreon Corp	A	3.00	1.20
2009-07-01	PCG	Pg&e	C	-1.83	0.60	CPN	Calpine	A	2.40	0.60
2009-07-01	WTR	Aqua America New York	C	-1.85	0.10	AES	Aes	A	2.40	0.10
2009-07-01	NYCB	Community Bancorp	D	-2.85	1.00	ACF	AmeriCredit	A	2.67	1.00
2009-07-01	WRI	Weingarten Realty Investors	D	-2.94	0.10					
2009-07-01	MASI	Masimo	D	-2.88	0.30	HMA	Health Management Assoc A	A	2.89	0.30
2009-07-01	CEPH	Cephalon	D	-2.88	0.20	BKD	Brookdale Senior Living	A	2.64	0.20
2009-07-01	DLR	Digital Realty Trust	C	-1.84	0.10	LNC	Lincoln National	A	2.58	0.10
2009-08-03	GME	Gamestop Corp New	D	-2.94	1.00					
2009-08-03	ASB	Associated Banc-corp	D	-2.90	0.30					
2009-08-03	FLIR	Flir Systems	D	-2.85	1.00	TIN	Temple Inland	A	3.00	1.00
2009-08-03	FDO	Family Dollar Stores	C	-1.85	1.30	CHS	Chico's Fas	A	3.00	1.30
2009-08-03	TGNA	Tegna	D	-2.98	0.90					
2009-08-03	HRB	H.& R.block	D	-2.88	1.40	LVS	Las Vegas Sands Health	A	3.00	1.40
2009-08-03	OCR	Omnicare Inc	D	-2.87	1.00	HMA	Health Management Assoc A	A	3.00	1.00
2009-08-03	PBI	Pitney Bowes	D	-2.86	0.20	MU	Micron Technology	A	2.67	0.20
2009-08-03	WTR	Aqua America	C	-1.85	0.10	CPN	Calpine	A	2.45	0.10
2009-08-03	TSO	Tesoro	D	-2.88	1.20	HLX	Helix Energy Solutions	A	2.68	1.20
2009-08-03	WRI	Weingarten Realty Investors	D	-2.94	0.10					
2009-08-03	CEPH	Cephalon	D	-2.88	0.20	DNDNQ	Dendreon Corp	A	3.00	0.20
2009-08-03	GPRO	Gen-Probe	D	-2.87	0.80	THC	Tenet Healthcare	A	2.78	0.80
2009-08-03	PNRA	Panera Bread	C	-1.86	0.80	CTCM	CTC Media	A	2.87	0.80
2009-09-01	GME	Gamestop Corp New	D	-2.85	1.00	CHS	Chico's Fas	A	3.00	1.00
2009-09-01	ASB	Associated Banc-corp	D	-2.91	0.20					
2009-09-01	BKS	Barnes & Noble	C	-1.87	0.60	LVS	Las Vegas Sands	A	3.00	0.60
2009-09-01	COMS	3Com Corp	C	-1.87	0.10	STX	Seagate Technology	A	2.72	0.10
2009-09-01	FLIR	Flir Systems	D	-2.85	1.20	TIN	Temple Inland	A	3.00	1.20
2009-09-01	FDO	Family Dollar Stores	C	-1.85	1.30	CETV	Central European Media Enterprises Health	A	2.94	1.30
2009-09-01	OCR	Omnicare Inc	D	-2.87	1.20	HMA	Health Management Assoc A	A	3.00	1.20
2009-09-01	PBI	Pitney Bowes	D	-2.85	0.20	MU	Micron Technology	A	2.69	0.20
2009-09-01	PPL	Ppl	C	-1.86	0.40	AES	Aes	A	2.45	0.40
2009-09-01	WTR	Aqua America	C	-1.86	0.10	CPN	Calpine	A	2.39	0.10
2009-09-01	SVU	Supervalu	D	-2.87	0.40	CTCM	CTC Media	A	2.80	0.40
2009-09-01	TSO	Tesoro	D	-2.87	1.30	HLX	Helix Energy Solutions	A	2.70	1.30
2009-09-01	PCL	Plum Creek Timber Co	D	-2.86	0.20	GNW	Genworth Financial	A	3.00	0.20
2009-09-01	OA	Orbital Atk	C	-1.86	0.90	BGC	General Cable	A	2.74	0.90
2009-09-01	CEPH	Cephalon	D	-2.88	0.20	DNDNQ	Dendreon Corp	A	3.00	0.20
2009-09-01	GPRO	Gen-Probe	D	-2.87	0.70	BKD	Brookdale Senior Living	A	2.99	0.70

Date	Ticker	Name	R	SM	W (%)	Ticker	Name	R	SM	W (%)
2009-09-01	MCO	Moody's	C	-1.86	0.60	FITB	Fifth Third Bancorp	A	3.00	0.60
2009-09-01	FTO	Frontier Oil	D	-2.88	1.10	MDR	Mcdermott International	A	2.64	1.10
2009-09-01	PNRA	Panera Bread	C	-1.86	0.80	AN	Autonation	A	2.71	0.80
2009-10-01	BKS	Barnes & Noble	C	-1.87	1.20	CHS	Chico's Fas	A	3.00	1.20
2009-10-01	FDO	Family Dollar Stores	C	-1.87	1.10	CETV	Central European Media Enterprises Health	A	3.00	1.10
2009-10-01	OCR	Omnicare Inc	D	-2.88	1.10	HMA	Management Assoc A	A	3.00	1.10
2009-10-01	LDOS	Leidos	D	-2.84	0.20	STX	Seagate Technology	A	2.78	0.20
2009-10-01	OA	Orbital Atk	C	-1.86	0.80	TIN	Temple Inland	A	3.00	0.80
2009-10-01	GPRO	Gen-Probe	D	-2.86	0.20	THC	Tenet Healthcare	A	3.00	0.20
2009-10-01	MCO	Moody's	C	-1.89	0.50	GNW	Genworth Financial	A	3.00	0.50
2009-11-02	FLR	Fluor	C	-1.87	1.10	TIN	Temple Inland	A	3.00	1.10
2009-11-02	SHAW	Shaw Group	C	-1.87	0.30	JBL	Jabil Circuit	A	2.72	0.30
2009-11-02	BKS	Barnes & Noble	C	-1.88	0.90	CHS	Chico's Fas	A	3.00	0.90
2009-11-02	MANT	Mantech International	C	-1.86	0.00	BCY	Bucyrus International	A	2.70	0.00
2009-11-02	RCII	Rent-a-center	C	-1.85	0.30	CTCM	CTC Media	A	3.00	0.30
2009-11-02	FDO	Family Dollar Stores	C	-1.86	1.20	LVS	Las Vegas Sands	A	3.00	1.20
2009-11-02	NEE	Nextera Energy	C	-1.86	1.00	AES	Aes	A	2.45	1.00
2009-11-02	NOVL	Novell	C	-1.86	1.00	STX	Seagate Technology Health	A	2.76	1.00
2009-11-02	OCR	Omnicare Inc	D	-2.88	1.30	HMA	Management Assoc A	A	3.00	1.30
2009-11-02	UGI	Ugi	C	-1.85	0.50	CPN	Calpine	A	2.38	0.50
2009-11-02	OA	Orbital Atk	C	-1.86	0.70	BGC	General Cable	A	2.69	0.70
2009-11-02	CEPH	Cephalon	D	-2.85	0.20	BKD	Brookdale Senior Living	A	3.00	0.20
2009-11-02	MIR	Mirant Corp	C	-1.87	0.70	ASH	Ashland	A	3.00	0.70
2009-11-02	MCO	Moody's	C	-1.88	1.50	GNW	Genworth Financial	A	3.00	1.50
2009-12-01	FLR	Fluor	C	-1.88	1.10	TIN	Temple Inland	A	3.00	1.10
2009-12-01	SHAW	Shaw Group	C	-1.86	0.30	BCY	Bucyrus International	A	2.83	0.30
2009-12-01	BKS	Barnes & Noble	C	-1.84	1.50	CHS	Chico's Fas	A	3.00	1.50
2009-12-01	AROPQ	Aeropostale	C	-1.88	0.70	WYN	Wyndham Worldwide	A	3.00	0.70
2009-12-01	MANT	Mantech International	C	-1.86	0.00	OC	Owens Corning	A	2.78	0.00
2009-12-01	RCII	Rent-a-center	C	-1.86	0.60	LVS	Las Vegas Sands	A	3.00	0.60
2009-12-01	JEC	Jacobs Engineering	C	-1.88	1.00	AWI	Armstrong World Industries	A	2.73	1.00
2009-12-01	NOVL	Novell	C	-1.87	1.00	STX	Seagate Technology Health	A	2.84	1.00
2009-12-01	OCR	Omnicare Inc	D	-2.87	1.30	HMA	Management Assoc A	A	3.00	1.30
2009-12-01	COCO	Corinthian Colleges	C	-1.88	1.00	MGM	Mgm Resorts International	A	2.98	1.00
2009-12-01	MCO	Moody's	C	-1.88	1.40	GNW	Genworth Financial	A	3.00	1.40
2010-01-01	FLR	Fluor	C	-1.87	0.30	TIN	Temple Inland	A	3.00	0.30
2010-01-01	GME	Gamestop Corp New	C	-1.87	1.20	CHS	Chico's Fas	A	3.00	1.20
2010-01-01	AROPQ	Aeropostale	C	-1.87	1.20	WYN	Wyndham Worldwide	A	3.00	1.20
2010-01-01	MANT	Mantech International	C	-1.85	0.10	JBL	Jabil Circuit	A	2.92	0.10
2010-01-01	DBD	Diebold Nixdorf	C	-1.86	1.10	MU	Micron Technology	A	3.00	1.10
2010-01-01	RCII	Rent-a-center	C	-1.86	0.60	LVS	Las Vegas Sands	A	3.00	0.60
2010-01-01	ITG	Investment Technology	D	-2.89	1.10	MAC	Macerich	A	3.00	1.10
2010-01-01	JEC	Jacobs Engineering	D	-2.87	0.10	BCY	Bucyrus International	A	2.86	0.10
2010-01-01	MUR	Murphy Oil	C	-1.86	0.70	XCO	Exco Resources	A	2.82	0.70
2010-01-01	NOVL	Novell	C	-1.86	1.00	STX	Seagate Technology	A	2.97	1.00
2010-01-01	SVU	Supervalu	D	-2.88	0.30	CTCM	CTC Media	A	2.95	0.30

Date	Ticker	Name	R	SM	W (%)	Ticker	Name	R	SM	W (%)
2010-01-01	COCO	Corinthian Colleges	D	-2.89	1.10	MGM	Mgm Resorts International	A	2.80	1.10
2010-01-01	TSO	Tesoro	D	-2.86	1.10	HLX	Helix Energy Solutions	A	2.73	1.10
2010-02-01	GME	Gamestop Corp New	D	-2.88	1.10	CHS	Chico's Fas	A	3.00	1.10
2010-02-01	DF	Dean Foods	D	-2.86	1.20	FDML	Federal Mogul Hldgs	A	3.00	1.20
2010-02-01	AROPQ	Aeropostale	C	-1.87	1.30	WYN	Wyndham Worldwide	A	3.00	1.30
2010-02-01	DBD	Diebold Nixdorf	C	-1.86	0.90	STX	Seagate Technology	A	2.96	0.90
2010-02-01	RCII	Rent-a-center	C	-1.84	0.70	MGM	Mgm Resorts International	A	3.00	0.70
2010-02-01	IP	International Paper	C	-1.86	1.40	MEE	Massey Energy Corp	A	2.70	1.40
2010-02-01	ITG	Investment Technology	D	-2.88	1.20	GNW	Genworth Financial	A	3.00	1.20
2010-02-01	AMTD	Td Ameritrade	C	-1.86	0.80	FITB	Fifth Third Bancorp	A	3.00	0.80
2010-02-01	SVU	Supervalu	D	-2.84	0.40	LVS	Las Vegas Sands	A	3.00	0.40
2010-02-01	COCO	Corinthian Colleges	D	-2.88	1.20	CTCM	CTC Media	A	2.88	1.20
2010-02-01	VMI	Valmont Industries	C	-1.87	1.10	TIN	Temple Inland	A	3.00	1.10
2010-02-01	WGL	Wgl	C	-1.85	0.10	AES	Aes	A	2.44	0.10
2010-02-01	VMED	Virgin Media Inc.	C	-1.86	0.50	RCL	Royal Caribbean Cruises	A	2.81	0.50
2010-02-01	NDAQ	Nasdaq	D	-2.85	0.80	HIG	The Hartford Financial Services	A	3.00	0.80
2010-02-01	IM	Ingram Micro	C	-1.84	1.30	MU	Micron Technology	A	2.90	1.30
2010-02-01	WLTGQ	Walter Energy	C	-1.86	1.50	AKS	Ak Steel	A	2.69	1.50
2010-03-01	GME	Gamestop Corp New	D	-2.90	1.00	CHS	Chico's Fas	A	3.00	1.00
2010-03-01	DF	Dean Foods	D	-2.89	1.00	FDML	Federal Mogul Hldgs	A	3.00	1.00
2010-03-01	CMC	Commercial Metals	C	-1.88	1.10	CLF	Cliffs Natural Resources	A	2.82	1.10
2010-03-01	AROPQ	Aeropostale	C	-1.87	1.30	WYN	Wyndham Worldwide	A	3.00	1.30
2010-03-01	DBD	Diebold Nixdorf	C	-1.85	0.20	STX	Seagate Technology	A	3.00	0.20
2010-03-01	IP	International Paper	C	-1.86	1.50	MEE	Massey Energy Corp	A	2.75	1.50
2010-03-01	ITG	Investment Technology	D	-2.90	1.00					
2010-03-01	AMTD	Td Ameritrade	C	-1.86	0.70	MAC	Macerich	A	3.00	0.70
2010-03-01	VMI	Valmont Industries	C	-1.86	1.20	TIN	Temple Inland	A	3.00	1.20
2010-03-01	SEE	Sealed Air	C	-1.85	0.00	BUCY	Bucyrus International	A	2.98	0.00
2010-03-01	DISH	Dish Network	C	-1.84	1.50	RAD	Rite Aid	A	3.00	1.50
2010-03-01	NDAQ	Nasdaq	D	-2.85	0.90	GNW	Genworth Financial	A	3.00	0.90
2010-03-01	IM	Ingram Micro	C	-1.84	0.20	CREE	Cree	A	2.88	0.20
2010-03-01	NSR	Neustar	C	-1.84	0.10	OC	Owens Corning	A	2.76	0.10
2010-04-01	GME	Gamestop Corp New	D	-2.87	1.20	RCL	Royal Caribbean Cruises	A	3.00	1.20
2010-04-01	DF	Dean Foods	D	-2.88	0.10	FDML	Federal Mogul Hldgs	A	3.00	0.10
2010-04-01	NLY	Annaly Capital Management	C	-1.85	1.50	MAC	Macerich	A	3.00	1.50
2010-04-01	HRB	H.& R.block	C	-1.87	0.20	CHS	Chico's Fas	A	3.00	0.20
2010-04-01	ITG	Investment Technology	D	-2.90	0.90					
2010-04-01	AMTD	Td Ameritrade	C	-1.85	0.70	SLG	Sl Green Realty	A	3.00	0.70
2010-04-01	FII	Federated Investors	C	-1.84	1.20	GNW	Genworth Financial	A	3.00	1.20
2010-04-01	MFE	McAfee	C	-1.85	0.20	STX	Seagate Technology	A	2.97	0.20
2010-04-01	SEE	Sealed Air	C	-1.84	0.00	TIN	Temple Inland	A	3.00	0.00
2010-04-01	OA	Orbital Atk	C	-1.85	0.40	BUCY	Bucyrus International	A	3.00	0.40
2010-04-01	HRI	Herc	C	-1.86	0.10	WYN	Wyndham Worldwide	A	3.00	0.10
2010-04-01	FCN	Fti Consulting	D	-2.86	0.70	OC	Owens Corning	A	2.82	0.70

Date	Ticker	Name	R	SM	W (%)	Ticker	Name	R	SM	W (%)
2010-05-03	NLY	Annaly Capital Management	C	-1.86	1.40	HBAN	Huntington Bancshares	A	3.00	1.40
2010-05-03	FRX	Forest Laboratories	C	-1.86	0.90	HMA	Health Management Assoc A	A	3.00	0.90
2010-05-03	ITG	Investment Technology	D	-2.90	0.70	MAC	Macerich	A	3.00	0.70
2010-05-03	FII	Federated Investors	C	-1.85	1.10	SLG	Sl Green Realty	A	3.00	1.10
2010-05-03	VRTX	Vertex Pharmaceuticals	C	-1.85	1.20	THC	Tenet Healthcare	A	3.00	1.20
2010-05-03	CNVR	Conversant	D	-2.87	0.00	JDSU	JDS Uniphase Corporation	A	3.00	0.00
2010-05-03	OA	Orbital Atk	C	-1.85	0.40	TIN	Temple Inland	A	3.00	0.40
2010-05-03	KG	King Pharmaceuticals	C	-1.88	0.90	BKD	Brookdale Senior Living	A	3.00	0.90
2010-05-03	FCN	Fti Consulting	D	-2.86	0.80	OC	Owens Corning	A	3.00	0.80
2010-05-03	AWK	American Water Works	C	-1.84	0.00	OKE	Oneok	A	2.46	0.00
2010-06-01	CI	Cigna	C	-1.86	0.60	HMA	Health Management Assoc A	A	3.00	0.60
2010-06-01	MANT	Mantech International	C	-1.85	0.20	TIN	Temple Inland	A	3.00	0.20
2010-06-01	NLY	Annaly Capital Management	C	-1.86	1.80	MAC	Macerich	A	3.00	1.80
2010-06-01	ITG	Investment Technology	D	-2.90	0.80					
2010-06-01	FII	Federated Investors	C	-1.87	1.10	SLG	Sl Green Realty	A	3.00	1.10
2010-06-01	EPC	Edgewell Personal Care	C	-1.85	0.30	FDML	Federal Mogul Hldgs	A	3.00	0.30
2010-06-01	MFE	McAfee	D	-2.88	0.20	CREE	Cree	A	2.83	0.20
2010-06-01	CF	Cf Industries	C	-1.90	0.10	TIE	Titanium Metals	A	2.69	0.10
2010-06-01	VRTX	Vertex Pharmaceuticals	C	-1.87	1.10	BKD	Brookdale Senior Living	A	3.00	1.10
2010-06-01	LDOS	Leidos	C	-1.86	0.20	JDSU	JDS Uniphase Corporation	A	2.81	0.20
2010-06-01	OA	Orbital Atk	D	-2.88	0.20	OC	Owens Corning	A	3.00	0.20
2010-06-01	KG	King Pharmaceuticals	C	-1.89	0.90	DNDNQ	Dendreon Corp	A	3.00	0.90
2010-06-01	ACF	AmeriCredit	C	-1.87	0.90	GNW	Genworth Financial	A	3.00	0.90
2010-06-01	ENH	Endurance Specialty	C	-1.85	0.60	QVCA	Liberty Interactive	A	3.00	0.60
2010-06-01	EL	Estee Lauder Companies	C	-1.86	1.30	HBI	Hanesbrands	A	2.77	1.30
2010-06-01	WOR	Worthington Industries	C	-1.87	0.40	CYT	Cytec Industries	A	2.64	0.40
2010-06-01	HUN	Huntsman	C	-1.89	0.70	CE	Celanese	A	2.61	0.70
2010-06-01	AWK	American Water Works	C	-1.86	0.10	OKE	Oneok	A	2.39	0.10
2010-07-01	CECO	Career Education	C	-1.90	0.80	SIRI	Sirius XM Holdings	A	3.00	0.80
2010-07-01	CAG	Conagra Brands	C	-1.85	1.40	TRW	TRW Automotive Holdings	A	3.00	1.40
2010-07-01	CI	Cigna	C	-1.87	0.60	HMA	Health Management Assoc A	A	3.00	0.60
2010-07-01	MANT	Mantech International	D	-2.87	0.10	TIN	Temple Inland	A	3.00	0.10
2010-07-01	NLY	Annaly Capital Management	C	-1.85	2.00	MAC	Macerich	A	3.00	2.00
2010-07-01	ITG	Investment Technology	D	-2.91	0.70					
2010-07-01	FII	Federated Investors	D	-2.88	1.10	GNW	Genworth Financial	A	3.00	1.10
2010-07-01	MYL	Mylan	C	-1.88	0.90	DNDNQ	Dendreon Corp	A	3.00	0.90
2010-07-01	OCR	Omnicare Inc	C	-1.87	1.10	THC	Tenet Healthcare	A	2.80	1.10
2010-07-01	EPC	Edgewell Personal Care	D	-2.87	0.30	FDML	Federal Mogul Hldgs	A	2.88	0.30
2010-07-01	MFE	McAfee	D	-2.88	0.20	CREE	Cree	A	2.77	0.20
2010-07-01	SCHL	Scholastic	C	-1.87	0.10	CHS	Chico's Fas	A	2.98	0.10
2010-07-01	COCO	Corinthian Colleges	D	-2.92	0.50					

Date	Ticker	Name	R	SM	W (%)	Ticker	Name	R	SM	W (%)
2010-07-01	VSEA	Varian Semiconductor Equipment	C	-1.87	0.80	SWKS	Skyworks Solutions	A	2.73	0.80
2010-07-01	SLG	SI Green Realty	C	-1.87	1.10	HIG	The Hartford Financial Services	A	3.00	1.10
2010-07-01	UNM	Unum	C	-1.87	0.40	HBAN	Huntington Bancshares	A	2.89	0.40
2010-07-01	WHR	Whirlpool	C	-1.87	0.50	HBI	Hanesbrands	A	2.71	0.50
2010-07-01	VRTX	Vertex Pharmaceuticals	C	-1.88	1.10	VRX.1	Valeant Pharmaceuticals	A	2.80	1.10
2010-07-01	RE	Everest Re	D	-2.87	0.30	CSE	CapitalSource	A	2.86	0.30
2010-07-01	HOLX	Hologic	C	-1.88	0.50	COO	Cooper Companies	A	2.60	0.50
2010-07-01	MU	Micron Technology	C	-1.88	1.10	JDSU	JDS Uniphase Corporation	A	2.73	1.10
2010-07-01	CEPH	Cephalon	C	-1.87	0.20		Hill-Rom Holdings	A	2.56	0.20
2010-07-01	KG	King Pharmaceuticals	D	-2.90	0.80					
2010-07-01	RS	Reliance Steel And Aluminum	C	-1.89	1.20	TIE	Titanium Metals	A	2.71	1.20
2010-07-01	MRX	Medicis Pharm	C	-1.87	0.30	PRGO	Perrigo Company plc	A	2.51	0.30
2010-07-01	ACF	AmeriCredit	C	-1.88	1.10	EWBC	East West Bancorp	A	2.80	1.10
2010-07-01	MCO	Moody's	D	-2.89	1.40	LNC	Lincoln National	A	2.79	1.40
2010-07-01	EL	Estee Lauder Companies	C	-1.86	1.30	WBC	Wabco	A	2.65	1.30
2010-07-01	CEG	Constellation Energy	C	-1.86	1.50	OKE	Oneok	A	2.39	1.50
2010-07-01	WOR	Worthington Industries	C	-1.88	0.10	UFS	Domtar	A	2.55	0.10
2010-07-01	KCI	Kinetic Concepts	C	-1.88	0.00	ABII	Abraxis BioScience	A	2.49	0.00
2010-07-01	HUN	Huntsman	C	-1.90	0.60	CE	Celanese	A	2.54	0.60
2010-07-01	AWK	American Water Works	C	-1.86	0.10	DTE	Dte Energy	A	2.32	0.10
2010-08-02	FCS	Fairchild Semicon	D	-2.88	1.20	CREE	Cree	A	2.93	1.20
2010-08-02	CVG	Convergys	D	-2.87	1.20	OC	Owens Corning	A	3.00	1.20
2010-08-02	AM	American Greetings A	C	-1.87	0.20	TRW	TRW Automotive Holdings	A	3.00	0.20
2010-08-02	WDR	Waddell & Reed Financial	D	-2.89	0.80	HBAN	Huntington Bancshares	A	3.00	0.80
2010-08-02	CECO	Career Education	C	-1.88	0.90	SIRI	Sirius XM Holdings	A	3.00	0.90
2010-08-02	CA	Ca	D	-2.86	0.90	SWKS	Skyworks Solutions	A	2.79	0.90
2010-08-02	CAG	Conagra Brands	C	-1.85	1.30	FDML	Federal Mogul Hldgs	A	3.00	1.30
2010-08-02	CI	Cigna	C	-1.86	1.60	VRX.1	Valeant Pharmaceuticals	A	2.90	1.60
2010-08-02	MANT	Mantech International	D	-2.87	0.10	CBI	Chicago Bridge & Iron	A	2.80	0.10
2010-08-02	CSL	Carlisle Cos	C	-1.86	0.80	AWI	Armstrong World Industries	A	2.67	0.80
2010-08-02	RRD	R.r.donnelleys&sons	D	-2.87	1.30	NAV	Navistar International	A	2.56	1.30
2010-08-02	RCII	Rent-a-center	C	-1.87	0.50	WYNN	Wynn Resorts	A	2.97	0.50
2010-08-02	NLY	Annaly Capital Management	C	-1.85	1.80	MAC	Macerich	A	3.00	1.80
2010-08-02	FITB	Fifth Third Bancorp	C	-1.85	1.60	CSE	CapitalSource	A	3.00	1.60
2010-08-02	TGNA	Tegna	C	-1.88	1.30	CCO	Clear Channel Outdoor	A	2.81	1.30
2010-08-02	IP	International Paper	C	-1.85	1.80	TIE	Titanium Metals	A	2.92	1.80
2010-08-02	LUV	Southwest Airlines	C	-1.85	1.40	WFM	Whole Foods Market	A	2.79	1.40
2010-08-02	FII	Federated Investors	D	-2.87	1.10	HIG	The Hartford Financial Services	A	3.00	1.10
2010-08-02	MHFI	McGraw Hill Fin	D	-2.86	0.70	LAMR	Lamar Advertising	A	2.85	0.70
2010-08-02	MYL	Mylan	C	-1.87	0.90		Hill-Rom Holdings	A	2.64	0.90
2010-08-02	OCR	Omnicare Inc	C	-1.87	1.10	COO	Cooper Companies	A	2.60	1.10
2010-08-02	MFE	McAfee	D	-2.87	0.20	CRM	Salesforce.com	A	2.77	0.20
2010-08-02	SCHL	Scholastic	C	-1.86	0.10	NFLX	Netflix	A	2.67	0.10
2010-08-02	SIVB	Svb Financial	C	-1.86	1.00	EWBC	East West Bancorp	A	2.83	1.00
2010-08-02	COCO	Corinthian Colleges	D	-2.92	0.50					

Date	Ticker	Name	R	SM	W (%)	Ticker	Name	R	SM	W (%)
2010-08-02	VSEA	Varian Semiconductor Equipment	D	-2.87	0.70	FFIV	F5 Networks	A	2.77	0.70
2010-08-02	JCG	J. Crew Group	C	-1.88	1.40	CMG	Chipotle Mexican Grill	A	2.65	1.40
2010-08-02	TIF	Tiffany	C	-1.86	0.40	DISCA	Discovery Communications	A	2.64	0.40
2010-08-02	TJX	Tjx Companies	C	-1.85	0.60	GES	Guess?	A	2.58	0.60
2010-08-02	SLG	SI Green Realty	C	-1.84	1.30	SCN	Prologis	A	2.83	1.30
2010-08-02	TXT	Textron	C	-1.86	1.40	IR	Ingersoll-rand	A	2.53	1.40
2010-08-02	UNM	Unum	C	-1.85	0.40	CNA	Cna Financial	A	2.73	0.40
2010-08-02	VMI	Valmont Industries	D	-2.86	0.70	MWV	MeadWestvaco	A	2.51	0.70
2010-08-02	WDC	Western Digital	D	-2.90	1.20					
2010-08-02	WHR	Whirlpool	C	-1.87	0.50	WBC	Wabco	A	2.79	0.50
2010-08-02	CBG	Cbre	C	-1.84	0.40	HST	Host Hotels & Resorts	A	2.73	0.40
2010-08-02	CDNS	Cadence Design Systems	C	-1.85	0.20	NTAP	Netapp	A	2.71	0.20
2010-08-02	RE	Everest Re	D	-2.86	0.30	CCI	Crown Castle Intl Corp	A	2.67	0.30
2010-08-02	SEE	Sealed Air	C	-1.84	0.00	WCC	Wesco International	A	2.51	0.00
2010-08-02	DISH	Dish Network	C	-1.85	0.00		Liberty Global plc Cl A	A	2.53	0.00
2010-08-02	HOLX	Hologic	D	-2.88	0.50	LBTYA				
2010-08-02	CBS	Cbs	C	-1.85	1.50	ABII	Abraxis BioScience	A	2.50	0.50
2010-08-02	MU	Micron Technology	C	-1.89	1.40	CAL	Continental Airlines B	A	2.53	1.50
2010-08-02	CEPH	Cephalon	C	-1.87	0.20	RHT	Red Hat	A	2.69	1.40
2010-08-02	KG	King Pharmaceuticals	D	-2.89	0.90	WCRX	Warner Chilcott Class A	A	2.45	0.20
2010-08-02	RS	Reliance Steel And Aluminum	C	-1.88	1.30	EW	Edwards Lifesciences	A	2.43	0.90
2010-08-02	LIFE	Life Technologies	C	-1.87	1.30	CE	Celanese	A	2.65	1.30
2010-08-02	MRX	Medicis Pharm	C	-1.84	0.30	UHS	Universal Health Services	A	2.38	1.30
2010-08-02	ACF	AmeriCredit	C	-1.85	1.70	ILMN	Illumina	A	2.37	0.30
2010-08-02	LH	Laboratory Corp Of America	C	-1.85	0.30	STI	Suntrust Banks	A	2.66	1.70
2010-08-02	DV	Devry Education	C	-1.88	0.10	IDXX	Idexx Laboratories	A	2.36	0.30
2010-08-02	MCO	Moody's	D	-2.87	1.60	DLTR	Dollar Tree	A	2.52	0.10
2010-08-02	EL	Estee Lauder Companies	C	-1.85	1.40	AMP	Ameriprise Financial	A	2.59	1.60
2010-08-02	CEG	Constellation Energy	C	-1.86	1.50	NTY	NBTY	A	2.72	1.40
2010-08-02	MD	Mednax	C	-1.87	0.30	OKE	Oneok	A	2.44	1.50
2010-08-02	KCI	Kinetic Concepts	C	-1.88	0.00	RMD	Resmed	A	2.35	0.30
2010-08-02	HUN	Huntsman	C	-1.87	0.70	REGN	Regeneron Pharmaceuticals	A	2.34	0.00
2010-08-02	CIM	Chimera Investment	C	-1.85	0.20	CRS	Carpenter Technology	A	2.51	0.70
2010-08-02	DEI	Douglas Emmett	C	-1.85	0.40	CMA	Comerica	A	2.53	0.20
2010-08-02	AWK	American Water Works	C	-1.84	0.10	TMK	Torchmark	A	2.53	0.40
2010-09-01	FCS	Fairchild Semicon	D	-2.89	1.20	NI	Nisource	A	2.35	0.10
2010-09-01	CVG	Convergys	D	-2.87	1.00	CRM	Salesforce.com	A	2.88	1.20
2010-09-01	ALK	Alaska Air	C	-1.86	1.00	CBI	Chicago Bridge & Iron	A	2.77	1.00
2010-09-01	AM	American Greetings A	C	-1.87	0.20	SIRI	Sirius XM Holdings	A	3.00	1.00
2010-09-01	AMD	Advanced Micro Devices	C	-1.91	1.00	TRW	TRW Automotive Holdings	A	3.00	0.20
2010-09-01	WDR	Waddell & Reed Financial	D	-2.90	0.90	MAC	Macerich	A	3.00	0.90
2010-09-01	CECO	Career Education	D	-2.92	0.70					
2010-09-01	CA	Ca	D	-2.87	1.00	SWKS	Skyworks Solutions	A	2.80	1.00
2010-09-01	CAG	Conagra Brands	C	-1.86	1.40	FDML	Federal Mogul Hldgs	A	3.00	1.40
2010-09-01	CI	Cigna	C	-1.83	2.00	VRX.1	Valeant Pharmaceuticals	A	2.93	2.00

Date	Ticker	Name	R	SM	W (%)	Ticker	Name	R	SM	W (%)
2010-09-01	AROPQ	Aeropostale	C	-1.89	0.90	WYNN	Wynn Resorts	A	2.89	0.90
2010-09-01	RRD	R.r.donnelley&sons	D	-2.89	1.40	AWI	Armstrong World Industries	A	2.73	1.40
2010-09-01	DPL	DPL	D	-2.85	0.50	NI	Nisource	A	2.38	0.50
2010-09-01	FITB	Fifth Third Bancorp	C	-1.87	1.10	PL	Protective Life	A	3.00	1.10
2010-09-01	TGNA	Tegna	C	-1.89	1.40	NFLX	Netflix	A	2.89	1.40
2010-09-01	HAR	Harman Ind Inc	D	-2.90	0.60	HLF	Herbalife	A	2.77	0.60
2010-09-01	HRB	H.& R.block	D	-2.91	1.10					
2010-09-01	IP	International Paper	C	-1.87	0.30	TIE	Titanium Metals	A	2.77	0.30
2010-09-01	KMT	Kennametal	C	-1.87	0.90	PTV	Pactiv Corp	A	2.50	0.90
2010-09-01	LUV	Southwest Airlines	C	-1.86	1.50	CCO	Clear Channel Outdoor	A	2.74	1.50
2010-09-01	MHFI	McGraw Hill Fin	D	-2.87	0.80	CSE	CapitalSource	A	2.96	0.80
2010-09-01	MYL	Mylan	C	-1.87	0.70	COO	Cooper Companies	A	2.62	0.70
2010-09-01	OCR	Omnicare Inc	C	-1.89	0.20		Hill-Rom Holdings	A	2.62	0.20
2010-09-01	ROST	Ross Stores	C	-1.85	1.10	WFM	Whole Foods Market	A	2.72	1.10
2010-09-01	SCHL	Scholastic	C	-1.87	0.10	CMG	Chipotle Mexican Grill	A	2.69	0.10
2010-09-01	SIVB	Svb Financial	D	-2.87	1.10	HBAN	Huntington Bancshares	A	2.89	1.10
2010-09-01	SPXC	Spx	D	-2.86	0.30	WCC	Wesco International	A	2.48	0.30
2010-09-01	VSEA	Varian Semiconductor Equipment	D	-2.89	0.50	FFIV	F5 Networks	A	2.79	0.50
2010-09-01	JCG	J. Crew Group	D	-2.89	1.40	DISCA	Discovery Communications	A	2.63	1.40
2010-09-01	TIF	Tiffany	C	-1.87	0.40	WBMD	Webmd Health	A	2.56	0.40
2010-09-01	SWY	Safeway Inc	D	-2.88	0.00	DLTR	Dollar Tree	A	2.54	0.00
2010-09-01	SLG	Sl Green Realty	C	-1.85	0.90	LAMR	Lamar Advertising	A	2.87	0.90
2010-09-01	TXT	Textron	C	-1.88	1.30	GR	Goodrich	A	2.45	1.30
2010-09-01	UNM	Unum	C	-1.87	0.40	EWBC	East West Bancorp	A	2.79	0.40
2010-09-01	WDC	Western Digital	D	-2.91	0.10	WBC	Wabco	A	2.75	0.50
2010-09-01	WHR	Whirlpool	C	-1.88	0.50	NTY	NBTY	A	2.73	0.60
2010-09-01	INGR	Ingredion	C	-1.84	0.60	RHT	Red Hat	A	2.75	0.20
2010-09-01	CDNS	Cadence Design Systems	C	-1.86	0.20	SPR	Spirit Aerosystems	A	2.43	0.00
2010-09-01	SEE	Sealed Air	C	-1.85	0.00		Liberty Global plc	A	2.50	0.00
2010-09-01	DISH	Dish Network	C	-1.87	0.00	LBTYA	Cl A	A	2.50	0.00
2010-09-01	CYN	City National	C	-1.87	0.50	CNA	Cna Financial	A	2.69	0.50
2010-09-01	CBS	Cbs	C	-1.85	0.10	CAL	Continental Airlines B	A	2.48	0.10
2010-09-01	MU	Micron Technology	C	-1.90	1.40					
2010-09-01	CEPH	Cephalon	C	-1.86	1.20	WCRX	Warner Chilcott Class A	A	2.50	1.20
2010-09-01	KG	King Pharmaceuticals	D	-2.88	0.40	ABII	Abraxis BioScience	A	2.49	0.40
2010-09-01	OSK	Oshkosh	D	-2.90	0.80					
2010-09-01	LIFE	Life Technologies	D	-2.87	1.50	EW	Edwards Lifesciences	A	2.44	1.50
2010-09-01	XEC	Cimarex Energy	C	-1.86	1.70	CXO	Concho Resources	A	2.59	1.70
2010-09-01	LH	Laboratory Corp Of America	C	-1.85	0.40	ILMN	Illumina	A	2.36	0.40
2010-09-01	DV	Devry Education	D	-2.91	0.10					
2010-09-01	ENH	Endurance Specialty	C	-1.85	0.50	CCI	Crown Castle Intl Corp	A	2.67	0.50
2010-09-01	MCO	Moody's	D	-2.88	1.70	HST	Host Hotels & Resorts	A	2.67	1.70
2010-09-01	SNDK	Sandisk Corp	C	-1.88	1.70	CREE	Cree	A	2.70	1.70
2010-09-01	EL	Estee Lauder Companies	C	-1.86	1.50	FOSL	Fossil	A	2.72	1.50
2010-09-01	FSTO	Forest Oil	C	-1.86	1.30	ROVI	Rovi Corporation	A	2.76	1.30
2010-09-01	WAT	Waters	C	-1.86	1.20	VAR	Varian Medical Systems	A	2.33	1.20
2010-09-01	CEG	Constellation Energy	C	-1.87	1.60	DTE	Dte Energy	A	2.34	1.60
2010-09-01	KCI	Kinetic Concepts	C	-1.89	0.00	RMD	Resmed	A	2.32	0.00
2010-09-01	OC	Owens Corning	C	-1.88	1.10	TRMB	Trimble	A	2.40	1.10

Date	Ticker	Name	R	SM	W (%)	Ticker	Name	R	SM	W (%)
2010-09-01	XCO	Exco Resources	D	-2.90	1.00	FTI	Fmc Technologies	A	2.53	1.00
2010-09-01	DEI	Douglas Emmett	C	-1.84	0.00	AMP	Ameriprise Financial	A	2.62	0.00
2010-09-01	NSR	Neustar	D	-2.84	0.00	APH	Amphenol	A	2.39	0.00
2010-09-01	LPS	Lender Processing Services	D	-2.88	1.20	NTAP	Netapp	A	2.67	1.20
2010-10-01	CVG	Convergys	D	-2.87	0.60	CBI	Chicago Bridge & Iron	A	2.83	0.60
2010-10-01	AM	American Greetings A	D	-2.88	0.20	TRW	TRW Automotive Holdings	A	3.00	0.20
2010-10-01	AMD	Advanced Micro Devices	C	-1.88	1.10	SWKS	Skyworks Solutions	A	2.90	1.10
2010-10-01	CECO	Career Education	D	-2.90	0.80	SIRI	Sirius XM Holdings	A	3.00	0.80
2010-10-01	CAG	Conagra Brands	C	-1.86	1.30	FDML	Federal Mogul Hldgs	A	3.00	1.30
2010-10-01	AROPQ	Aeropostale	C	-1.88	0.90	NFLX	Netflix	A	3.00	0.90
2010-10-01	RRD	R.r.donnelley&sons	D	-2.88	0.30	AWI	Armstrong World Industries	A	2.72	0.30
2010-10-01	FITB	Fifth Third Bancorp	C	-1.87	1.10	MAC	Macerich	A	3.00	1.10
2010-10-01	TGNA	Tegna	C	-1.89	1.30	WYNN	Wynn Resorts	A	2.94	1.30
2010-10-01	HRB	H.& R.block	D	-2.91	1.50					
2010-10-01	IP	International Paper	D	-2.87	0.30	TIE	Titanium Metals	A	2.82	0.30
2010-10-01	LLL	L3 Technologies	D	-2.88	1.00	WCC	Wesco International	A	2.55	1.00
2010-10-01	LANC	Lancaster Colony	D	-2.87	0.40	WBC	Wabco	A	2.87	0.40
2010-10-01	ROST	Ross Stores	C	-1.84	1.10	CCO	Clear Channel Outdoor	A	2.78	1.10
2010-10-01	SIVB	Svb Financial	D	-2.86	1.10	PL	Protective Life	A	3.00	1.10
2010-10-01	JCG	J. Crew Group	D	-2.89	1.40	WFM	Whole Foods Market	A	2.75	1.40
2010-10-01	SWY	Safeway Inc	D	-2.87	0.00	CMG	Chipotle Mexican Grill	A	2.75	0.00
2010-10-01	UNM	Unum	C	-1.86	0.40	CSE	CapitalSource	A	2.98	0.40
2010-10-01	WHR	Whirlpool	C	-1.88	1.60	HLF	Herbalife	A	2.83	1.60
2010-10-01	DISH	Dish Network	D	-2.86	0.00	DISCA	Discovery Communications	A	2.70	0.00
2010-10-01	CYN	City National	C	-1.86	0.80	LAMR	Lamar Advertising	A	2.97	0.80
2010-10-01	MU	Micron Technology	D	-2.89	1.40	FFIV	F5 Networks	A	2.89	1.40
2010-10-01	OSK	Oshkosh	D	-2.89	0.80	PTV	Pactiv Corp	A	2.51	0.80
2010-10-01	LIFE	Life Technologies	D	-2.86	1.50	COO	Cooper Companies	A	2.71	1.50
2010-10-01	XEC	Cimarex Energy	C	-1.86	1.60	CXO	Concho Resources	A	2.65	1.60
2010-10-01	LH	Laboratory Corp Of America	C	-1.84	0.40		Hill-Rom Holdings	A	2.68	0.40
2010-10-01	DV	Devry Education	D	-2.89	0.10	DLTR	Dollar Tree	A	2.57	0.10
2010-10-01	ENH	Endurance Specialty	C	-1.84	0.50	HBAN	Huntington Bancshares	A	2.93	0.50
2010-10-01	SNDK	Sandisk Corp	C	-1.88	1.70	RHT	Red Hat	A	2.87	1.70
2010-10-01	EL	Estee Lauder Companies	C	-1.85	1.50	FOSL	Fossil	A	2.79	1.50
2010-10-01	FSTO	Forest Oil	C	-1.84	1.30	ROVI	Rovi Corporation	A	2.86	1.30
2010-10-01	WAT	Waters	C	-1.84	1.30	ABII	Abraxis BioScience	A	2.51	1.30
2010-10-01	CEG	Constellation Energy	D	-2.86	1.60	NI	Nisource	A	2.37	1.60
2010-10-01	KCI	Kinetic Concepts	D	-2.88	0.10	EW	Edwards Lifesciences	A	2.50	0.10
2010-10-01	OC	Owens Corning	C	-1.88	1.50	TRMB	Trimble	A	2.49	1.50
2010-10-01	XCO	Exco Resources	D	-2.89	1.00	CLB	Core Laboratories	A	2.57	1.00
2010-10-01	LPS	Lender Processing Services	D	-2.88	1.40	CRM	Salesforce.com	A	2.85	1.40
2010-11-01	DTE	Dte Energy	C	-1.84	1.60	NI	Nisource	A	2.36	1.60
2010-11-01	AM	American Greetings A	D	-2.88	0.20	TRW	TRW Automotive Holdings	A	3.00	0.20
2010-11-01	AMD	Advanced Micro Devices	D	-2.88	1.10	FFIV	F5 Networks	A	3.00	1.10
2010-11-01	CECO	Career Education	D	-2.92	0.70					
2010-11-01	RGA	Reinsurance Group America	C	-1.85	1.10	MAC	Macerich	A	3.00	1.10
2010-11-01	CAG	Conagra Brands	D	-2.86	1.30	FDML	Federal Mogul Hldgs	A	3.00	1.30
2010-11-01	AROPQ	Aeropostale	C	-1.87	1.00	SIRI	Sirius XM Holdings	A	3.00	1.00

Date	Ticker	Name	R	SM	W (%)	Ticker	Name	R	SM	W (%)
2010-11-01	FITB	Fifth Third Bancorp	C	-1.87	1.10	PL	Protective Life	A	3.00	1.10
2010-11-01	TGNA	Tegna	D	-2.90	1.20	WYNN	Wynn Resorts	A	3.00	1.20
2010-11-01	HRB	H.& R.block	D	-2.92	1.30					
2010-11-01	LLL	L3 Technologies	D	-2.88	1.00	CBI	Chicago Bridge & Iron	A	2.88	1.00
2010-11-01	LANC	Lancaster Colony	D	-2.86	0.40	WBC	Wabco	A	2.96	0.40
2010-11-01	JCG	J. Crew Group	D	-2.90	1.30	NFLX	Netflix	A	3.00	1.30
2010-11-01	UNM	Unum	C	-1.86	0.40	CSE	CapitalSource	A	3.00	0.40
2010-11-01	WHR	Whirlpool	C	-1.89	1.50	HLF	Herbalife	A	2.88	1.50
2010-11-01	CYN	City National	C	-1.87	0.80	LAMR	Lamar Advertising	A	3.00	0.80
2010-11-01	MU	Micron Technology	D	-2.88	1.20	SWKS	Skyworks Solutions	A	2.99	1.20
2010-11-01	OSK	Oshkosh	D	-2.89	0.80	AWI	Armstrong World Industries	A	2.79	0.80
2010-11-01	DV	Devry Education	D	-2.89	0.10	UAL	United Continental	A	3.00	0.10
2010-11-01	SNDK	Sandisk Corp	C	-1.87	1.70	RHT	Red Hat	A	2.90	1.70
2010-11-01	EL	Estee Lauder Companies	C	-1.83	0.90	FOSL	Fossil	A	2.88	0.90
2010-11-01	CEG	Constellation Energy	D	-2.87	1.40	CMS	Cms Energy	A	2.34	1.40
2010-11-01	OC	Owens Corning	C	-1.87	1.60	WCC	Wesco International	A	2.60	1.60
2010-11-01	XCO	Exco Resources	D	-2.86	1.30	CXO	Concho Resources	A	2.67	1.30
2010-11-01	DPS	Dr Pepper Snapple	C	-1.85	1.70	BWA	Borgwarner	A	2.62	1.70
2010-11-01	LPS	Lender Processing Services	D	-2.89	1.30	CY	Cypress Semiconductor	A	2.87	1.30
2010-12-01	DTE	Dte Energy	C	-1.85	1.60	NI	Nisource	A	2.36	1.60
2010-12-01	CECO	Career Education	D	-2.92	0.20					
2010-12-01	CAG	Conagra Brands	D	-2.86	1.30	WBC	Wabco	A	3.00	1.30
2010-12-01	AROPQ	Aeropostale	C	-1.86	1.00	SIRI	Sirius XM Holdings	A	3.00	1.00
2010-12-01	FITB	Fifth Third Bancorp	C	-1.87	1.00	MAC	Macerich	A	3.00	1.00
2010-12-01	HRB	H.& R.block	D	-2.91	1.40					
2010-12-01	LLL	L3 Technologies	D	-2.88	1.60	CBI	Chicago Bridge & Iron	A	3.00	1.60
2010-12-01	LANC	Lancaster Colony	D	-2.86	0.40	TRW	TRW Automotive Holdings	A	3.00	0.40
2010-12-01	STR	Questar Corp	D	-2.94	0.40					
2010-12-01	UNM	Unum	C	-1.86	0.40	PL	Protective Life	A	3.00	0.40
2010-12-01	WHR	Whirlpool	D	-2.89	1.40	FDML	Federal Mogul Hldgs	A	3.00	1.40
2010-12-01	CYN	City National	C	-1.86	0.80	CSE	CapitalSource	A	3.00	0.80
2010-12-01	OSK	Oshkosh	D	-2.89	0.20	AWI	Armstrong World Industries	A	2.88	0.20
2010-12-01	DV	Devry Education	D	-2.90	0.10					
2010-12-01	SNDK	Sandisk Corp	C	-1.84	2.10	CRM	Salesforce.com	A	3.00	2.10
2010-12-01	CEG	Constellation Energy	D	-2.88	1.40	NVE	NV Energy	A	2.32	1.40
2010-12-01	OC	Owens Corning	C	-1.87	0.60	WCC	Wesco International	A	2.69	0.60
2010-12-01	DPS	Dr Pepper Snapple	C	-1.85	1.70	FOSL	Fossil	A	3.00	1.70
2011-01-03	DTE	Dte Energy	C	-1.84	1.40	TEG	Integrays Energy	A	2.41	1.40
2011-01-03	AROPQ	Aeropostale	C	-1.88	0.80	SIRI	Sirius XM Holdings	A	3.00	0.80
2011-01-03	DPL	DPL	C	-1.84	1.10	NI	Nisource	A	2.38	1.10
2011-01-03	HRB	H.& R.block	D	-2.91	1.40					
2011-01-03	HSY	The Hershey	C	-1.85	1.40	WBC	Wabco	A	3.00	1.40
2011-01-03	STR	Questar Corp	D	-2.94	0.40					
2011-01-03	BIG	Big Lots	D	-2.88	1.00	WFM	Whole Foods Market	A	3.00	1.00
2011-01-03	DPS	Dr Pepper Snapple	C	-1.85	1.60	FDML	Federal Mogul Hldgs	A	3.00	1.60
2011-01-03	LPS	Lender Processing Services	D	-2.84	1.30	CRM	Salesforce.com	A	3.00	1.30
2011-02-01	DTE	Dte Energy	C	-1.84	1.30	TEG	Integrays Energy	A	2.40	1.30
2011-02-01	TIE	Titanium Metals	C	-1.86	1.20	CE	Celanese	A	2.96	1.20
2011-02-01	DPL	DPL	C	-1.83	1.10	NI	Nisource	A	2.40	1.10
2011-02-01	HRB	H.& R.block	D	-2.91	1.40					
2011-02-01	HSY	The Hershey	C	-1.85	1.40	WBC	Wabco	A	3.00	1.40
2011-02-01	LUV	Southwest Airlines	C	-1.86	1.20	SIRI	Sirius XM Holdings	A	3.00	1.20
2011-02-01	STR	Questar Corp	D	-2.94	1.10					

Date	Ticker	Name	R	SM	W (%)	Ticker	Name	R	SM	W (%)
2011-02-01	SWY	Safeway Inc	C	-1.85	0.00	WFM	Whole Foods Market	A	3.00	0.00
2011-02-01	TLAB	Tellabs	D	-2.91	0.90					
2011-02-01	WY	Weyerhaeuser	D	-2.93	0.40					
2011-02-01	CEPH	Cephalon	C	-1.85	1.40	COO	Cooper Companies	A	2.88	1.40
2011-02-01	DPS	Dr Pepper Snapple	C	-1.85	1.50	FDML	Federal Mogul Hldgs	A	3.00	1.50
2011-03-01	DTE	Dte Energy	C	-1.84	1.30	TEG	Integrays Energy	A	2.41	1.30
2011-03-01	DPL	DPL	C	-1.84	1.10	NI	Nisource	A	2.40	1.10
2011-03-01	LUV	Southwest Airlines	C	-1.86	1.20	SIRI	Sirius XM Holdings	A	3.00	1.20
2011-03-01	STR	Questar Corp	D	-2.94	1.50					
2011-03-01	SWY	Safeway Inc	C	-1.84	0.00	WFM	Whole Foods Market	A	3.00	0.00
2011-03-01	CEPH	Cephalon	C	-1.86	1.50	COO	Cooper Companies	A	2.94	1.50
2011-03-01	NI-HDQ	NII Holdings	C	-1.85	0.90	QWST	Qwest Communications	A	2.51	0.90
2011-03-01	DPS	Dr Pepper Snapple	C	-1.85	1.70	WBC	Wabco	A	3.00	1.70
2011-04-01	GME	Gamestop Corp New	C	-1.83	0.80	SIRI	Sirius XM Holdings	A	3.00	0.80
2011-04-01	NLY	Annaly Capital Management	C	-1.84	1.10	MAC	Macerich	A	3.00	1.10
2011-04-01	LUV	Southwest Airlines	C	-1.85	1.20	WFM	Whole Foods Market	A	3.00	1.20
2011-04-01	STR	Questar Corp	D	-2.94	1.40					
2011-04-01	TDS	Telephone And Data Systems	C	-1.85	0.30	PCS	T-Mobile US Inc.	A	2.50	0.30
2011-04-01	CYN	City National	C	-1.85	0.80	PL	Protective Life	A	3.00	0.80
2011-04-01	CMA	Comerica	C	-1.86	0.80	CSE	CapitalSource	A	3.00	0.80
2011-04-01	LIFE	Life Technologies	C	-1.84	1.20	COO	Cooper Companies	A	3.00	1.20
2011-04-01	SNDK	Sandisk Corp	C	-1.86	1.50	CRM	Salesforce.com	A	3.00	1.50
2011-04-01	STZ	Constellation Brands	C	-1.85	0.50	WBC	Wabco	A	3.00	0.50
2011-04-01	NI-HDQ	NII Holdings	C	-1.85	0.90	LVLTL	Level 3 Communications	A	2.29	0.90
2011-05-02	PLT	Plantronics	C	-1.84	1.40	CRM	Salesforce.com	A	3.00	1.40
2011-05-02	FITB	Fifth Third Bancorp	C	-1.86	1.00	MAC	Macerich	A	3.00	1.00
2011-05-02	KEY	Keycorp	C	-1.85	0.80	PL	Protective Life	A	3.00	0.80
2011-05-02	LUV	Southwest Airlines	D	-2.86	1.10	SIRI	Sirius XM Holdings	A	3.00	1.10
2011-05-02	TDS	Telephone And Data Systems	C	-1.85	0.30	PCS	T-Mobile US Inc.	A	2.50	0.30
2011-05-02	ALV	Autoliv	C	-1.84	1.80	WBC	Wabco	A	3.00	1.80
2011-05-02	WHR	Whirlpool	C	-1.84	0.70	HLF	Herbalife	A	3.00	0.70
2011-05-02	CYN	City National	C	-1.85	0.80	CSE	CapitalSource	A	3.00	0.80
2011-05-02	CMA	Comerica	C	-1.85	0.90	LAMR	Lamar Advertising	A	2.98	0.90
2011-05-02	OSK	Oshkosh	C	-1.87	0.20	CBI	Chicago Bridge & Iron	A	3.00	0.20
2011-05-02	LIFE	Life Technologies	C	-1.84	1.30	COO	Cooper Companies	A	3.00	1.30
2011-05-02	SNDK	Sandisk Corp	C	-1.85	1.60	CY	Cypress Semiconductor	A	3.00	1.60
2011-05-02	NI-HDQ	NII Holdings	C	-1.85	0.90	LVLTL	Level 3 Communications	A	2.32	0.90
2011-06-01	TIE	Titanium Metals	C	-1.85	0.30	CE	Celanese	A	3.00	0.30
2011-06-01	FITB	Fifth Third Bancorp	C	-1.87	1.00	MAC	Macerich	A	3.00	1.00
2011-06-01	TGNA	Tegna	C	-1.87	1.20	SIRI	Sirius XM Holdings	A	3.00	1.20
2011-06-01	CKH	Seacor	C	-1.86	0.90	FTI	Fmc Technologies	A	2.71	0.90
2011-06-01	KEY	Keycorp	C	-1.86	1.10	AMP	Ameriprise Financial	A	2.79	1.10
2011-06-01	LRCX	Lam Research	C	-1.87	0.90	CRM	Salesforce.com	A	3.00	0.90
2011-06-01	STR	Questar Corp	D	-2.84	1.60	TEG	Integrays Energy	A	2.43	1.60
2011-06-01	TDS	Telephone And Data Systems	C	-1.86	0.30	PCS	T-Mobile US Inc.	A	2.55	0.30
2011-06-01	TXT	Textron	C	-1.87	1.30	CBI	Chicago Bridge & Iron	A	3.00	1.30
2011-06-01	VSH	Vishay Intertechnology	C	-1.87	1.30	AWI	Armstrong World Industries	A	2.84	1.30
2011-06-01	WHR	Whirlpool	C	-1.84	0.70	WBC	Wabco	A	3.00	0.70
2011-06-01	CYN	City National	C	-1.85	0.80	TCO	Taubman Centers	A	2.72	0.80
2011-06-01	CMA	Comerica	D	-2.87	0.80	EQR	Equity Residential	A	2.60	0.80
2011-06-01	OSK	Oshkosh	C	-1.89	0.20	WCC	Wesco International	A	2.74	0.20

Date	Ticker	Name	R	SM	W (%)	Ticker	Name	R	SM	W (%)
2011-06-01	SNDK	Sandisk Corp	C	-1.86	1.50	CY	Cypress Semiconductor	A	3.00	1.50
2011-06-01	LXK	Lexmark Intl	D	-2.90	1.10					
2011-06-01	FSTO	Forest Oil	C	-1.87	0.30	ENDP	Endo International plc	A	2.34	0.30
2011-06-01	LPS	Lender Processing Services	D	-2.87	1.20	NTAP	Netapp	A	2.85	1.20
2011-07-01	FLR	Fluor	C	-1.86	0.60	CBI	Chicago Bridge & Iron	A	3.00	0.60
2011-07-01	MTX	Minerals Technologies	C	-1.84	0.50	CE	Celanese	A	3.00	0.50
2011-07-01	VLO	Valero Energy	C	-1.86	1.80	CRR	Carbo Ceramics	A	2.99	1.80
2011-07-01	WDR	Waddell & Reed Financial	C	-1.85	1.20	MAC	Macerich	A	3.00	1.20
2011-07-01	FITB	Fifth Third Bancorp	C	-1.86	1.10	TCO	Taubman Centers	A	2.75	1.10
2011-07-01	TGNA	Tegna	C	-1.86	1.20	SIRI	Sirius XM Holdings	A	3.00	1.20
2011-07-01	KEY	Keycorp	C	-1.86	1.60	ACAS	American Cap	A	2.70	1.60
2011-07-01	LRCX	Lam Research	C	-1.87	0.90	CY	Cypress Semiconductor	A	3.00	0.90
2011-07-01	MDR	Mcdermott International	C	-1.87	0.20	CLB	Core Laboratories	A	2.73	0.20
2011-07-01	NVLS	Novellus Systems	C	-1.85	0.50	ARBA	Ariba	A	2.89	0.50
2011-07-01	SEIC	Sei Investments	C	-1.85	1.20	CPT	Camden Property Trust	A	2.62	1.20
2011-07-01	TDS	Telephone And Data Systems	C	-1.86	0.30	PCS	T-Mobile US Inc.	A	2.54	0.30
2011-07-01	TXT	Textron	C	-1.86	1.40	PPO	Polypore International	A	3.00	1.40
2011-07-01	VSH	Vishay Intertechnology	C	-1.86	1.40	IPGP	Ipg Photonics	A	3.00	1.40
2011-07-01	WHR	Whirlpool	C	-1.84	0.70	HLF	Herbalife	A	3.00	0.70
2011-07-01	CYN	City National	C	-1.85	0.80	EQR	Equity Residential	A	2.61	0.80
2011-07-01	CMA	Comerica	D	-2.86	0.80	UDR	Udr	A	2.59	0.80
2011-07-01	SNDK	Sandisk Corp	C	-1.87	1.40	TDC	Teradata	A	2.89	1.40
2011-07-01	LXK	Lexmark Intl	D	-2.90	0.30	IT	Gartner	A	2.81	0.30
2011-07-01	FSTO	Forest Oil	C	-1.89	0.30	ENDP	Endo International plc	A	2.34	0.30
2011-07-01	BTU	Peabody Energy Corp	C	-1.86	0.10	ROC	Rockwood Holdings	A	3.00	0.10
2011-07-01	SFD	Smithfield Foods	C	-1.85	1.70	FDML	Federal Mogul Hldgs	A	3.00	1.70
2011-07-01	WLL	Whiting Petroleum	C	-1.87	1.50	FTI	Fmc Technologies	A	2.73	1.50
2011-07-01	LPS	Lender Processing Services	D	-2.90	1.00	MCRS	Micros Systems	A	2.62	1.00
2011-08-01	FLR	Fluor	C	-1.86	0.70	CBI	Chicago Bridge & Iron	A	3.00	0.70
2011-08-01	FCS	Fairchild Semicon	C	-1.88	1.30	CY	Cypress Semiconductor	A	3.00	1.30
2011-08-01	MTX	Minerals Technologies	C	-1.85	0.60	CE	Celanese	A	3.00	0.60
2011-08-01	VLO	Valero Energy	C	-1.86	1.90	CRR	Carbo Ceramics	A	2.94	1.90
2011-08-01	ALK	Alaska Air	C	-1.86	1.60	SIRI	Sirius XM Holdings	A	3.00	1.60
2011-08-01	ARW	Arrow Electronics	C	-1.88	0.70	PPO	Polypore International	A	3.00	0.70
2011-08-01	WDR	Waddell & Reed Financial	C	-1.85	1.60	MAC	Macerich	A	3.00	1.60
2011-08-01	CMS	Cms Energy	C	-1.84	1.80	NI	Nisource	A	2.43	1.80
2011-08-01	PLT	Plantronics	C	-1.85	1.60	ARBA	Ariba	A	2.81	1.60
2011-08-01	FITB	Fifth Third Bancorp	C	-1.87	1.20	TCO	Taubman Centers	A	2.73	1.20
2011-08-01	TGNA	Tegna	C	-1.88	0.70	WFM	Whole Foods Market	A	3.00	0.70
2011-08-01	HST	Host Hotels & Resorts	C	-1.85	0.20	CPT	Camden Property Trust	A	2.64	0.20
2011-08-01	KEY	Keycorp	C	-1.86	1.70	UDR	Udr	A	2.61	1.70
2011-08-01	LRCX	Lam Research	C	-1.88	0.90	TDC	Teradata	A	2.81	0.90
2011-08-01	LUV	Southwest Airlines	D	-2.87	1.10	CMG	Chipotle Mexican Grill	A	3.00	1.10
2011-08-01	MDR	Mcdermott International	C	-1.87	0.30	FTI	Fmc Technologies	A	2.74	0.30
2011-08-01	SEIC	Sei Investments	C	-1.87	1.10	EQR	Equity Residential	A	2.61	1.10
2011-08-01	TDS	Telephone And Data Systems	D	-2.88	0.30	LVLT	Level 3 Communications	A	2.42	0.30

Date	Ticker	Name	R	SM	W (%)	Ticker	Name	R	SM	W (%)
2011-08-01	SWY	Safeway Inc	C	-1.87	0.00	NFLX	Netflix	A	3.00	0.00
2011-08-01	TKR	Timken	C	-1.87	1.40	WCC	Wesco International	A	2.71	1.40
2011-08-01	TMK	Torchmark	C	-1.85	0.40	BXP	Boston Properties	A	2.56	0.40
2011-08-01	ALV	Autoliv	C	-1.86	1.50	HLF	Herbalife	A	3.00	1.50
2011-08-01	TTC	Toro	C	-1.87	0.80	AWI	Armstrong World Industries	A	2.67	0.80
2011-08-01	TXT	Textron	C	-1.87	1.40	GR	Goodrich	A	2.59	1.40
2011-08-01	UNM	Unum	C	-1.85	0.20	AVB	Avalonbay Communities	A	2.55	0.20
2011-08-01	VAR	Varian Medical Systems	C	-1.86	0.50	COO	Cooper Companies	A	3.00	0.50
2011-08-01	VSH	Vishay Intertechnology	C	-1.88	1.30	KEX	Kirby	A	2.50	1.30
2011-08-01	CYN	City National	C	-1.86	0.80	VNO	Vornado Realty Trust	A	2.53	0.80
2011-08-01	CMA	Comerica	D	-2.88	0.80	HPT	Hospitality Properties Trust	A	2.45	0.80
2011-08-01	LIFE	Life Technologies	C	-1.87	1.30	VRUS	Pharmasset	A	2.84	1.30
2011-08-01	GPN	Global Payments	C	-1.85	0.10	ALEX	Matson	A	2.49	0.10
2011-08-01	HNT	Health Net Inc	C	-1.87	0.40	REGN	Regeneron Pharmaceuticals	A	2.71	0.40
2011-08-01	TSN	Tyson Foods	C	-1.86	1.80	FOSL	Fossil	A	3.00	1.80
2011-08-01	SNDK	Sandisk Corp	C	-1.87	1.60	MCRS	Micros Systems	A	2.59	1.60
2011-08-01	WSM	Williams-sonoma	C	-1.87	1.10	ULTA	Ulta Beauty	A	3.00	1.10
2011-08-01	BTU	Peabody Energy Corp	C	-1.87	0.10	ROC	Rockwood Holdings	A	3.00	0.10
2011-08-01	SFD	Smithfield Foods	C	-1.85	1.80	PII	Polaris Industries	A	3.00	1.80
2011-08-01	STZ	Constellation Brands	C	-1.85	0.50	BWA	Borgwarner	A	2.88	0.50
2011-08-01	WLTGQ	Walter Energy	C	-1.86	1.00	LZ	Lubrizol Corp	A	2.95	1.00
2011-08-01	RMD	Resmed	D	-2.85	0.60	CHSI	Catalyst Health Solutions	A	2.66	0.60
2011-08-01	WLL	Whiting Petroleum	C	-1.87	1.70	CLB	Core Laboratories	A	2.70	1.70
2011-08-01	WLK	Westlake Chemical	C	-1.87	1.00	CYT	Cytec Industries	A	2.88	1.00
2011-08-01	LPS	Lender Processing Services	D	-2.91	0.90					
2011-09-01	FLR	Fluor	C	-1.87	0.70	CBI	Chicago Bridge & Iron	A	3.00	0.70
2011-09-01	FCS	Fairchild Semicon	C	-1.90	1.30	TDC	Teradata	A	2.74	1.30
2011-09-01	GME	Gamestop Corp New	C	-1.86	0.10	WFM	Whole Foods Market	A	3.00	0.10
2011-09-01	MTX	Minerals Technologies	C	-1.87	0.60	CE	Celanese	A	3.00	0.60
2011-09-01	VLO	Valero Energy	C	-1.88	1.90	CLB	Core Laboratories	A	2.72	1.90
2011-09-01	ALK	Alaska Air	C	-1.87	1.60	CMG	Chipotle Mexican Grill	A	3.00	1.60
2011-09-01	ARW	Arrow Electronics	C	-1.89	0.70	WCC	Wesco International	A	2.60	0.70
2011-09-01	WDR	Waddell & Reed Financial	C	-1.88	1.40	MAC	Macerich	A	3.00	1.40
2011-09-01	CMS	Cms Energy	C	-1.84	1.20	NI	Nisource	A	2.45	1.20
2011-09-01	PLT	Plantronics	C	-1.87	1.60	ARBA	Ariba	A	2.69	1.60
2011-09-01	FITB	Fifth Third Bancorp	D	-2.89	1.00	TCO	Taubman Centers	A	2.70	1.00
2011-09-01	TGNA	Tegna	D	-2.89	0.70	DLTR	Dollar Tree	A	2.84	0.70
2011-09-01	HST	Host Hotels & Resorts	C	-1.89	0.20	CPT	Camden Property Trust	A	2.63	0.20
2011-09-01	EMN	Eastman Chemical	C	-1.88	1.00	LZ	Lubrizol Corp	A	2.95	1.00
2011-09-01	KEY	Keycorp	D	-2.89	1.50	UDR	Udr	A	2.61	1.50
2011-09-01	LUV	Southwest Airlines	D	-2.89	0.20	SBH	Sally Beauty	A	2.82	0.20
2011-09-01	MUR	Murphy Oil	D	-2.88	1.30	FTI	Fmc Technologies	A	2.71	1.30
2011-09-01	PBI	Pitney Bowes	D	-2.87	1.60	SLH	Solera Holdings	A	2.56	1.60
2011-09-01	DDS	Dillards	C	-1.87	0.90	CCO	Clear Channel Outdoor	A	2.78	0.90
2011-09-01	SEIC	Sei Investments	D	-2.89	1.10	EQR	Equity Residential	A	2.60	1.10
2011-09-01	TDS	Telephone And Data Systems	D	-2.89	0.30	BWA	Borgwarner	A	2.78	0.30
2011-09-01	UTHR	United Therapeutics	D	-2.90	1.20	VRUS	Pharmasset	A	2.90	1.20
2011-09-01	SWY	Safeway Inc	D	-2.88	0.00	LBTYA	Liberty Global plc Cl A	A	2.72	0.00
2011-09-01	TKR	Timken	C	-1.89	1.40	GR	Goodrich	A	2.55	1.40
2011-09-01	TMK	Torchmark	C	-1.86	0.40	AVB	Avalonbay Communities	A	2.56	0.40

Date	Ticker	Name	R	SM	W (%)	Ticker	Name	R	SM	W (%)
2011-09-01	ALV	Autoliv	C	-1.89	1.40	HLF	Herbalife	A	3.00	1.40
2011-09-01	SLG	SI Green Realty	C	-1.87	1.00	BXP	Boston Properties	A	2.54	1.00
2011-09-01	TSO	Tesoro	C	-1.86	1.00	SPN	Superior Energy Services	A	2.51	1.00
2011-09-01	TTC	Toro	D	-2.87	0.80	TRMB	Trimble	A	2.52	0.80
2011-09-01	TXT	Textron	C	-1.90	1.20					
2011-09-01	UNM	Unum	C	-1.86	0.20	VNO	Vornado Realty Trust	A	2.49	0.20
2011-09-01	VAR	Varian Medical Systems	C	-1.87	0.50	REGN	Regeneron Pharmaceuticals	A	2.80	0.50
2011-09-01	VSH	Vishay Intertechnology	C	-1.90	1.20					
2011-09-01	ACAS	American Cap	C	-1.87	0.20	ERIE	Erie Indemnity	A	2.42	0.20
2011-09-01	CDNS	Cadence Design Systems	C	-1.86	0.20	FTNT	Fortinet	A	2.42	0.20
2011-09-01	A	Agilent Technologies	C	-1.89	0.90	TDG	Transdigm	A	2.50	0.90
2011-09-01	CYN	City National	D	-2.88	0.70	KIM	Kimco Realty	A	2.41	0.70
2011-09-01	CMA	Comerica	D	-2.91	0.70					
2011-09-01	LIFE	Life Technologies	D	-2.88	1.40	ALXN	Alexion Pharmaceuticals	A	2.58	1.40
2011-09-01	GPN	Global Payments	C	-1.86	0.10	KEX	Kirby	A	2.46	0.10
2011-09-01	MYGN	Myriad Genetics	C	-1.87	0.20	CHSI	Catalyst Health Solutions	A	2.55	0.20
2011-09-01	TSN	Tyson Foods	C	-1.86	2.00	FOSL	Fossil	A	3.00	2.00
2011-09-01	WTW	Weight Watchers International	C	-1.88	0.90	TSCO	Tractor Supply	A	2.70	0.90
2011-09-01	MCO	Moody's	C	-1.88	1.50	ESS	Essex Property Trust	A	2.41	1.50
2011-09-01	SNDK	Sandisk Corp	C	-1.89	1.40	VSEA	Varian Semiconductor Equipment	A	2.41	1.40
2011-09-01	WAT	Waters	C	-1.87	1.60	EW	Edwards Lifesciences	A	2.55	1.60
2011-09-01	WSM	Williams-sonoma	C	-1.88	1.10	PETM	Petsmart	A	2.52	1.10
2011-09-01	BTU	Peabody Energy Corp	C	-1.89	0.10	CRS	Carpenter Technology	A	2.70	0.10
2011-09-01	STZ	Constellation Brands	C	-1.86	0.60	PII	Polaris Industries	A	3.00	0.60
2011-09-01	PFG	Principal Financial	C	-1.88	0.30	HPT	Hospitality Properties Trust	A	2.41	0.30
2011-09-01	WLL	Whiting Petroleum	C	-1.90	1.50	HFC	Hollyfrontier	A	2.47	1.50
2011-09-01	WLK	Westlake Chemical	C	-1.89	0.90	CF	Cf Industries	A	2.49	0.90
2011-09-01	LPS	Lender Processing Services	D	-2.92	0.20					
2011-10-03	FLR	Fluor	C	-1.90	0.60	CBI	Chicago Bridge & Iron	A	2.91	0.60
2011-10-03	FCS	Fairchild Semicon	C	-1.92	0.90					
2011-10-03	CVD	Covance Inc	C	-1.88	0.30	VRUS	Pharmasset	A	3.00	0.30
2011-10-03	GME	Gamestop Corp New	C	-1.86	0.10	WFM	Whole Foods Market	A	3.00	0.10
2011-10-03	MTX	Minerals Technologies	D	-2.89	0.50	CE	Celanese	A	2.70	0.50
2011-10-03	VLO	Valero Energy	C	-1.91	1.70					
2011-10-03	ALK	Alaska Air	C	-1.88	1.70	CMG	Chipotle Mexican Grill	A	3.00	1.70
2011-10-03	ARW	Arrow Electronics	C	-1.91	0.60					
2011-10-03	WDR	Waddell & Reed Financial	C	-1.91	1.30					
2011-10-03	BOBE	Bob Evans Farms	C	-1.87	0.90	DLTR	Dollar Tree	A	2.86	0.90
2011-10-03	CA	Ca	D	-2.88	1.90	TDC	Teradata	A	2.74	1.90
2011-10-03	PLT	Plantronics	D	-2.88	1.60	ARBA	Ariba	A	2.68	1.60
2011-10-03	FISV	Fiserv	D	-2.87	1.80	GR	Goodrich	A	2.75	1.80
2011-10-03	FITB	Fifth Third Bancorp	D	-2.89	1.10	VNO	Vornado Realty Trust	A	2.41	1.10
2011-10-03	TGNA	Tegna	D	-2.91	0.70					
2011-10-03	HUM	Humana	C	-1.86	2.10	REGN	Regeneron Pharmaceuticals	A	2.74	2.10
2011-10-03	EMN	Eastman Chemical	C	-1.89	1.00	GRA	W R Grace	A	2.27	1.00
2011-10-03	LLL	L3 Technologies	D	-2.89	0.40	WCC	Wesco International	A	2.45	0.40
2011-10-03	KEY	Keycorp	D	-2.90	1.50					
2011-10-03	MUR	Murphy Oil	D	-2.91	1.20					
2011-10-03	PBI	Pitney Bowes	D	-2.88	1.70	VSEA	Varian Semiconductor Equipment	A	2.41	1.70

Date	Ticker	Name	R	SM	W (%)	Ticker	Name	R	SM	W (%)
2011-10-03	DDS	Dillard's	C	-1.89	1.50	SBH	Sally Beauty	A	2.77	1.50
2011-10-03	SEIC	Sei Investments	D	-2.90	1.00					
2011-10-03	LSI	LSI	C	-1.89	0.70	FTNT	Fortinet	A	2.37	0.70
2011-10-03	TDS	Telephone And Data Systems	D	-2.91	0.30					
2011-10-03	UTHR	United Therapeutics	D	-2.91	1.20					
2011-10-03	SWY	Safeway Inc	D	-2.89	0.00	TSCO	Tractor Supply	A	2.69	0.00
2011-10-03	TKR	Timken	D	-2.91	1.30					
2011-10-03	TMK	Torchmark	D	-2.88	0.40	KIM	Kimco Realty	A	2.34	0.40
2011-10-03	ALV	Autoliv	D	-2.90	0.80					
2011-10-03	SLG	SI Green Realty	C	-1.90	0.90	ESS	Essex Property Trust	A	2.33	0.90
2011-10-03	TSO	Tesoro	C	-1.89	0.90	FTI	Fmc Technologies	A	2.59	0.90
2011-10-03	TTC	Toro	D	-2.89	0.20	KEX	Kirby	A	2.42	0.20
2011-10-03	TXT	Textron	D	-2.90	1.40					
2011-10-03	UNM	Unum	C	-1.88	0.20	ARE	Alexandria Real Estate Equities	A	2.31	0.20
2011-10-03	UVV	Universal	D	-2.86	0.30	HLF	Herbalife	A	3.00	0.30
2011-10-03	VAR	Varian Medical Systems	D	-2.88	1.10	ALXN	Alexion Pharmaceuticals	A	2.62	1.10
2011-10-03	VSH	Vishay Intertechnology	D	-2.93	1.00					
2011-10-03	ACAS	American Cap	C	-1.90	0.20	KMPR	Kemper	A	2.29	0.20
2011-10-03	CDNS	Cadence Design Systems	C	-1.86	0.30	CERN	Cerner	A	2.30	0.30
2011-10-03	A	Agilent Technologies	C	-1.91	1.70					
2011-10-03	URS	URS Corporation	D	-2.90	0.70	HUBB	Hubbell	A	2.36	0.70
2011-10-03	CYN	City National	D	-2.90	0.70					
2011-10-03	CMA	Comerica	D	-2.91	0.70					
2011-10-03	PENN	Penn National Gaming	C	-1.88	0.90	LBTYA	Liberty Global plc Cl A	A	2.60	0.90
2011-10-03	LIFE	Life Technologies	D	-2.89	1.40	CHSI	Catalyst Health Solutions	A	2.57	1.40
2011-10-03	CAKE	Cheesecake Factory	D	-2.88	0.90	AZO	Autozone	A	2.45	0.90
2011-10-03	GPN	Global Payments	C	-1.88	0.10	BLL	Ball	A	2.36	0.10
2011-10-03	MYGN	Myriad Genetics	C	-1.88	0.30	EW	Edwards Lifesciences	A	2.51	0.30
2011-10-03	AIV	Apartment Investment & Management	C	-1.88	1.10	WTM	White Mountains Insurance	A	2.22	1.10
2011-10-03	CMPR	Cimpress	D	-2.92	0.40					
2011-10-03	TSN	Tyson Foods	C	-1.86	2.10	FOSL	Fossil	A	3.00	2.10
2011-10-03	LNT	Alliant Energy	C	-1.85	1.20	NI	Nisource	A	2.44	1.20
2011-10-03	WTW	Weight Watchers International	C	-1.89	1.70	PNRA	Panera Bread	A	2.35	1.70
2011-10-03	MCO	Moody's	C	-1.88	1.70	CBOE	Cboe	A	2.20	1.70
2011-10-03	SNDK	Sandisk Corp	D	-2.88	0.70	INFA	Informatica	A	2.28	0.70
2011-10-03	WAT	Waters	C	-1.88	0.80	KCI	Kinetic Concepts	A	2.32	0.80
2011-10-03	WSM	Williams-sonoma	C	-1.89	1.10	DSW	Dsw	A	2.34	1.10
2011-10-03	BTU	Peabody Energy Corp	D	-2.93	0.00					
2011-10-03	SFD	Smithfield Foods	C	-1.86	2.00	PII	Polaris Industries	A	3.00	2.00
2011-10-03	STZ	Constellation Brands	D	-2.87	0.60	BWA	Borgwarner	A	2.62	0.60
2011-10-03	RMD	Resmed	D	-2.85	0.70	PRGO	Perrigo Company plc	A	2.28	0.70
2011-10-03	WYNN	Wynn Resorts	C	-1.89	1.80	AN	Autonation	A	2.29	1.80
2011-10-03	PFG	Principal Financial	D	-2.90	0.30	Y	Alleghany	A	2.20	0.30
2011-10-03	TRW	TRW Automotive Holdings	D	-2.92	1.40					
2011-10-03	WRC	Warnaco Group	D	-2.89	0.60	MJN	Mead Johnson Nutrition	A	2.43	0.60
2011-10-03	WLL	Whiting Petroleum	D	-2.93	1.20					
2011-10-03	WLK	Westlake Chemical	C	-1.92	0.70					
2011-10-03	DFS	Discover Financial Services	C	-1.87	0.60	DDR	Ddr	A	2.19	0.60
2011-10-03	LPS	Lender Processing Services	D	-2.94	0.10					
2011-11-01	FLR	Fluor	D	-2.88	1.50	CBI	Chicago Bridge & Iron	A	3.00	1.50
2011-11-01	FCS	Fairchild Semicon	D	-2.89	0.10	TDC	Teradata	A	2.83	0.10
2011-11-01	CVD	Covance Inc	D	-2.87	0.90	VRUS	Pharmasset	A	3.00	0.90

Date	Ticker	Name	R	SM	W (%)	Ticker	Name	R	SM	W (%)
2011-11-01	GME	Gamestop Corp	C	-1.85	0.10	WFM	Whole Foods Market	A	3.00	0.10
2011-11-01	MTX	Minerals Technologies	D	-2.87	0.50	CE	Celanese	A	2.91	0.50
2011-11-01	VLO	Valero Energy	C	-1.87	2.10	RRC	Range Resources	A	2.35	2.10
2011-11-01	ALK	Alaska Air	C	-1.84	1.60	CMG	Chipotle Mexican Grill	A	3.00	1.60
2011-11-01	ARW	Arrow Electronics	D	-2.88	0.70	GR	Goodrich	A	2.77	0.70
2011-11-01	WDR	Waddell & Reed Financial	D	-2.90	1.20	ESS	Essex Property Trust	A	2.40	1.20
2011-11-01	RGA	Reinsurance Group America	D	-2.87	1.30	KMPR	Kemper	A	2.33	1.30
2011-11-01	CA	Ca	D	-2.86	1.80	ARBA	Ariba	A	2.78	1.80
2011-11-01	CVC	Cablevision Systems Corp	D	-2.91	0.70					
2011-11-01	PLT	Plantronics	D	-2.85	1.60	FTNT	Fortinet	A	2.50	1.60
2011-11-01	FITB	Fifth Third Bancorp	D	-2.88	1.10	WTM	White Mountains Insurance	A	2.23	1.10
2011-11-01	CKH	Seacor	D	-2.87	1.50	SUG	Southern Union	A	2.33	1.50
2011-11-01	EMN	Eastman Chemical	D	-2.88	1.00	GRA	W R Grace	A	2.33	1.00
2011-11-01	LLL	L3 Technologies	D	-2.88	0.40	KEX	Kirby	A	2.51	0.40
2011-11-01	KEY	Keycorp	D	-2.88	1.60	AOC	Aon plc	A	2.21	1.60
2011-11-01	LUK	Leucadia National	D	-2.89	1.50	HLF	Herbalife	A	3.00	1.50
2011-11-01	MUR	Murphy Oil	D	-2.88	1.30	EQT	Eqt	A	2.31	1.30
2011-11-01	PBI	Pitney Bowes	D	-2.87	1.60	VSEA	Varian Semiconductor Equipment	A	2.42	1.60
2011-11-01	DDS	Dillards	C	-1.86	1.60	DLTR	Dollar Tree	A	2.93	1.60
2011-11-01	SEIC	Sei Investments	D	-2.90	1.00	CBOE	Cboe	A	2.21	1.00
2011-11-01	SIVB	Svb Financial	D	-2.88	0.60	MCY	Mercury General	A	2.21	0.60
2011-11-01	LSI	LSI	C	-1.87	0.80	INFA	Informatica	A	2.31	0.80
2011-11-01	TDS	Telephone And Data Systems	D	-2.90	0.30					
2011-11-01	UTHR	United Therapeutics	D	-2.90	1.10					
2011-11-01	SWY	Safeway Inc	D	-2.88	0.00	SBH	Sally Beauty	A	2.91	0.00
2011-11-01	TKR	Timken	D	-2.88	0.90	ALEX	Matson	A	2.41	0.90
2011-11-01	ALV	Autoliv	D	-2.89	0.80	FOSL	Fossil	A	3.00	0.80
2011-11-01	SLG	Sl Green Realty	D	-2.88	1.00	WRB	Wr Berkley Oil States	A	2.20	1.00
2011-11-01	TSO	Tesoro	C	-1.85	1.00	OIS	International	A	2.29	1.00
2011-11-01	TXT	Textron	D	-2.89	1.30	BLL	Ball	A	2.40	1.30
2011-11-01	UNM	Unum	D	-2.86	0.20	CSE	CapitalSource	A	2.20	0.20
2011-11-01	VAR	Varian Medical Systems	D	-2.87	1.00	REGN	Regeneron Pharmaceuticals	A	2.74	1.00
2011-11-01	VSH	Vishay Intertechnology	D	-2.91	1.10					
2011-11-01	WY	Weyerhaeuser	D	-2.89	0.70	TRH	Transatlantic Holdings	A	2.19	0.70
2011-11-01	ACAS	American Cap	C	-1.88	0.70	MMC	Marsh & McLennan Cos	A	2.19	0.70
2011-11-01	SEE	Sealed Air	D	-2.90	0.80	WCN	Waste Connections	A	2.34	0.80
2011-11-01	A	Agilent Technologies	D	-2.89	1.80	KSU	Kansas City Southern	A	2.32	1.80
2011-11-01	URS	URS Corporation	D	-2.88	0.70	ATR	Aptargroup	A	2.30	0.70
2011-11-01	CYN	City National	D	-2.89	0.70	ACGL	Arch Capital	A	2.19	0.70
2011-11-01	CMA	Comerica	D	-2.90	0.70					
2011-11-01	PENN	Penn National Gaming	C	-1.87	0.80	TSCO	Tractor Supply	A	2.81	0.80
2011-11-01	LIFE	Life Technologies	D	-2.88	1.30	ALXN	Alexion Pharmaceuticals	A	2.68	1.30
2011-11-01	CAKE	Cheesecake Factory	D	-2.86	0.90	LBTYA	Liberty Global plc	A	2.71	0.90
2011-11-01	GPN	Global Payments	C	-1.86	0.10	TW6	Towers Watson & Co	A	2.30	0.10
2011-11-01	AIV	Apartment Investment & Management	D	-2.86	1.10	HCP	Hcp	A	2.19	1.10
2011-11-01	CMPR	Cimpress	D	-2.90	0.40	GWW	Ww Grainger	A	2.29	0.40
2011-11-01	LNT	Alliant Energy	C	-1.84	1.10	NI	Nisource	A	2.45	1.10
2011-11-01	WTW	Weight Watchers International	C	-1.86	1.70	AZO	Autozone	A	2.47	1.70
2011-11-01	MCO	Moody's	C	-1.86	1.70	FRT	Federal Realty Investment Trust	A	2.19	1.70
2011-11-01	WAT	Waters	C	-1.87	0.80	KCI	Kinetic Concepts	A	2.34	0.80

Date	Ticker	Name	R	SM	W (%)	Ticker	Name	R	SM	W (%)
2011-11-01	BTU	Peabody Energy Corp	D	-2.91	0.00					
2011-11-01	RMD	Resmed	D	-2.85	0.60	BMRN	Biomarin Pharmaceutical	A	2.30	0.60
2011-11-01	WYNN	Wynn Resorts	C	-1.87	1.80	PNRA	Panera Bread	A	2.45	1.80
2011-11-01	PFG	Principal Financial	D	-2.88	0.30	ERIE	Erie Indemnity	A	2.18	0.30
2011-11-01	TRW	TRW Automotive Holdings	D	-2.90	1.50	PII	Polaris Industries	A	3.00	1.50
2011-11-01	WRC	Warnaco Group	D	-2.88	0.60	BWA	Borgwarner	A	2.81	0.60
2011-11-01	WLL	Whiting Petroleum	D	-2.90	0.60					
2011-11-01	WLK	Westlake Chemical	C	-1.90	0.80					
2011-11-01	DFS	Discover Financial Services	C	-1.86	0.60	EWBC	East West Bancorp	B	1.22	0.60
2011-12-01	FLR	Fluor	D	-2.88	1.50	CBI	Chicago Bridge & Iron	A	3.00	1.50
2011-12-01	CVD	Covance Inc	D	-2.88	0.90	ALXN	Alexion Pharmaceuticals	A	2.71	0.90
2011-12-01	MTX	Minerals Technologies	D	-2.87	0.60	CE	Celanese	A	3.00	0.60
2011-12-01	VLO	Valero Energy	D	-2.88	1.80	RRC	Range Resources	A	2.36	1.80
2011-12-01	WDR	Waddell & Reed Financial	D	-2.90	1.20	ESS	Essex Property Trust	A	2.39	1.20
2011-12-01	RGA	Reinsurance Group America	D	-2.87	1.30	KMPR	Kemper	A	2.35	1.30
2011-12-01	CVC	Cablevision Systems Corp	D	-2.91	0.70					
2011-12-01	CKH	Seacor	D	-2.87	0.80	SUG	Southern Union	A	2.32	0.80
2011-12-01	EMN	Eastman Chemical	D	-2.88	1.00	GRA	W R Grace	A	2.35	1.00
2011-12-01	LLL	L3 Technologies	D	-2.88	0.40	GR	Goodrich	A	2.77	0.40
2011-12-01	KEY	Keycorp	D	-2.88	1.70	WTM	White Mountains Insurance	A	2.23	1.70
2011-12-01	LUK	Leucadia National	D	-2.90	1.40					
2011-12-01	MUR	Murphy Oil	D	-2.88	1.40	OIS	Oil States International	A	2.32	1.40
2011-12-01	PBI	Pitney Bowes	D	-2.88	1.40	TDC	Teradata	A	2.79	1.40
2011-12-01	DDS	Dillard's	C	-1.87	1.40	WFM	Whole Foods Market	A	3.00	1.40
2011-12-01	SEIC	Sei Investments	D	-2.89	0.80	CBOE	Cboe	A	2.22	0.80
2011-12-01	LSI	LSI	D	-2.88	1.00	ARBA	Ariba	A	2.77	1.00
2011-12-01	TDS	Telephone And Data Systems	D	-2.88	0.30	TSCO	Tractor Supply	A	2.82	0.30
2011-12-01	UTHR	United Therapeutics	D	-2.90	1.10					
2011-12-01	ALV	Autoliv	D	-2.89	0.80	HLF	Herbalife	A	3.00	0.80
2011-12-01	SLG	SI Green Realty	D	-2.88	0.90	MCY	Mercury General	A	2.22	0.90
2011-12-01	TXT	Textron	D	-2.89	1.40	KEX	Kirby	A	2.53	1.40
2011-12-01	UNM	Unum	D	-2.86	0.20	AOC	Aon plc	A	2.21	0.20
2011-12-01	CF	Cf Industries	C	-1.87	1.30	RGLD	Royal Gold	A	2.28	1.30
2011-12-01	VSH	Vishay Intertechnology	D	-2.92	0.90					
2011-12-01	ZION	Zions Bancorp	D	-2.90	0.80	NDAQ	Nasdaq	A	2.21	0.80
2011-12-01	ACAS	American Cap	D	-2.89	0.70	TCO	Taubman Centers	A	2.21	0.70
2011-12-01	SEE	Sealed Air	D	-2.90	1.50	KSU	Kansas City Southern	A	2.35	1.50
2011-12-01	A	Agilent Technologies	D	-2.88	1.80	WCN	Waste Connections	A	2.34	1.80
2011-12-01	URS	URS Corporation	D	-2.87	0.70	ATR	Aptargroup	A	2.33	0.70
2011-12-01	CMA	Comerica	D	-2.90	0.70					
2011-12-01	PENN	Penn National Gaming	C	-1.86	1.20	CMG	Chipotle Mexican Grill	A	3.00	1.20
2011-12-01	LIFE	Life Technologies	D	-2.88	1.30	VRUS	Pharmasset	A	2.33	1.30
2011-12-01	CLI	Mack-cali Realty	D	-2.88	0.70	AIZ	Assurant	A	2.21	0.70
2011-12-01	GPN	Global Payments	D	-2.86	0.10	GWW	Ww Grainger	A	2.32	0.10
2011-12-01	AIV	Investment & Management	D	-2.87	1.00	ACGL	Arch Capital	A	2.21	1.00
2011-12-01	CMPR	Cimpress	D	-2.90	1.10					
2011-12-01	DLB	Dolby Laboratories	D	-2.92	0.10					
2011-12-01	WTW	Weight Watchers International	C	-1.88	1.40	DLTR	Dollar Tree	A	2.96	1.40
2011-12-01	SPN	Superior Energy Services	D	-2.88	0.40	DRC	Dresser-Rand Group	A	2.32	0.40
2011-12-01	WAT	Waters	D	-2.87	0.80	BMRN	Biomarin Pharmaceutical	A	2.32	0.80

Date	Ticker	Name	R	SM	W (%)	Ticker	Name	R	SM	W (%)
2011-12-01	BTU	Peabody Energy Corp	D	-2.91	0.00					
2011-12-01	STZ	Constellation Brands	D	-2.85	1.20	FOSL	Fossil	A	3.00	1.20
2011-12-01	RMD	Resmed	D	-2.86	1.30	PRGO	Perrigo Company plc	A	2.29	1.30
2011-12-01	WYNN	Wynn Resorts	C	-1.88	1.60	SBH	Sally Beauty	A	2.95	1.60
2011-12-01	PFJ	Principal Financial	D	-2.88	0.30	AJG	Arthur J.gallagher	A	2.20	0.30
2011-12-01	TRW	TRW Automotive Holdings	D	-2.91	1.20					
2011-12-01	WRC	Warnaco Group	D	-2.87	0.30	PII	Polaris Industries	A	3.00	0.30
2011-12-01	DFS	Discover Financial Services	C	-1.84	0.80	TRH	Transatlantic Holdings	A	2.20	0.80
2011-12-01	SATS	Echostar	D	-2.90	0.10					
2012-01-02	FLR	Fluor	D	-2.89	1.40	CBI	Chicago Bridge & Iron	A	3.00	1.40
2012-01-02	CVD	Covance Inc	D	-2.88	0.90	ALXN	Alexion Pharmaceuticals	A	2.73	0.90
2012-01-02	MTX	Minerals Technologies	D	-2.87	0.60	GRA	W R Grace	A	2.39	0.60
2012-01-02	WDR	Waddell & Reed Financial	D	-2.90	1.10					
2012-01-02	CCE	Coca-Cola Enterprises	D	-2.86	1.80	HLF	Herbalife	A	3.00	1.80
2012-01-02	CVC	Cablevision Systems Corp	D	-2.91	0.70					
2012-01-02	CXW	Corecivic	D	-2.86	0.80	ESS	Essex Property Trust	A	2.41	0.80
2012-01-02	ZBH	Zimmer Biomet	D	-2.87	0.50	VRUS	Pharmasset	A	2.33	0.50
2012-01-02	CKH	Seacor	D	-2.86	0.10	SUG	Southern Union	A	2.33	0.10
2012-01-02	EMN	Eastman Chemical	D	-2.88	0.90	RGLD	Royal Gold	A	2.23	0.90
2012-01-02	LLL	L3 Technologies	D	-2.87	0.40	GR	Goodrich	A	2.78	0.40
2012-01-02	KEY	Keycorp	D	-2.87	1.80	KMPR	Kemper	A	2.38	1.80
2012-01-02	LUK	Leucadia National	D	-2.90	1.50					
2012-01-02	PBI	Pitney Bowes	D	-2.88	1.40	ARBA	Ariba	A	2.72	1.40
2012-01-02	DDS	Dillard's	C	-1.88	1.40	WFM	Whole Foods Market	A	3.00	1.40
2012-01-02	LSI	LSI	D	-2.87	1.50	TDC	Teradata	A	2.71	1.50
2012-01-02	SLG	SI Green Realty	D	-2.88	1.00	MBI	Mbia	A	2.32	1.00
2012-01-02	UNM	Unum	D	-2.87	0.20	WTM	White Mountains Insurance	A	2.25	0.20
2012-01-02	CF	Cf Industries	C	-1.87	1.60	RPM	Rpm International	A	2.23	1.60
2012-01-02	VSH	Vishay Intertechnology	D	-2.92	0.00					
2012-01-02	ZION	Zions Bancorp	D	-2.89	0.80	MCY	Mercury General	A	2.22	0.80
2012-01-02	ACAS	American Cap	D	-2.89	0.60	AIZ	Assurant	A	2.22	0.60
2012-01-02	SEE	Sealed Air	D	-2.90	1.40	KEX	Kirby	A	2.55	1.40
2012-01-02	A	Agilent Technologies	D	-2.89	1.70	KSU	Kansas City Southern	A	2.35	1.70
2012-01-02	KRO	Kronos Worldwide	D	-2.91	0.80					
2012-01-02	LIFE	Life Technologies	D	-2.88	1.30	BMRN	Biomarin Pharmaceutical	A	2.31	1.30
2012-01-02	CNX	Consol Energy	D	-2.89	0.80	ARG	Airgas Inc	A	2.21	0.80
2012-01-02	CLI	Mack-cali Realty	D	-2.87	0.70	AOC	Aon plc	A	2.22	0.70
2012-01-02	AIV	Apartment Investment & Management	D	-2.86	1.00	EFX	Equifax	A	2.22	1.00
2012-01-02	DLB	Dolby Laboratories	D	-2.93	0.10					
2012-01-02	WTW	Weight Watchers International	C	-1.89	1.30	CMG	Chipotle Mexican Grill	A	3.00	1.30
2012-01-02	SPN	Superior Energy Services	D	-2.89	0.40	OIS	Oil States International	A	2.33	0.40
2012-01-02	ACT	Actavis	C	-1.86	1.00	ISRG	Intuitive Surgical	A	2.31	1.00
2012-01-02	WAT	Waters	D	-2.88	0.70	PRGO	Perrigo Company plc	A	2.29	0.70
2012-01-02	BTU	Peabody Energy Corp	D	-2.92	0.30					
2012-01-02	RMD	Resmed	D	-2.87	1.50	OCR	Omnicare Inc	A	2.27	1.50
2012-01-02	WYNN	Wynn Resorts	C	-1.89	1.50	SBH	Sally Beauty	A	3.00	1.50
2012-01-02	TRW	TRW Automotive Holdings	D	-2.91	1.20					
2012-01-02	DFS	Discover Financial Services	C	-1.84	1.70	AJG	Arthur J.gallagher	A	2.22	1.70
2012-01-02	SATS	Echostar	D	-2.91	0.10					

Date	Ticker	Name	R	SM	W (%)	Ticker	Name	R	SM	W (%)
2012-02-01	FLR	Fluor	D	-2.87	1.50	CBI	Chicago Bridge & Iron	A	3.00	1.50
2012-02-01	CVD	Covance Inc	D	-2.85	0.80	ALXN	Alexion Pharmaceuticals	A	2.79	0.80
2012-02-01	GME	Gamestop Corp New	C	-1.85	1.40	DLTR	Dollar Tree	A	3.00	1.40
2012-02-01	CVC	Cablevision Systems Corp	D	-2.91	0.60					
2012-02-01	KEY	Keycorp	D	-2.87	1.60	ESS	Essex Property Trust	A	2.43	1.60
2012-02-01	LUK	Leucadia National	D	-2.88	1.70	HLF	Herbalife	A	3.00	1.70
2012-02-01	THOR	Thoratec	C	-1.86	1.40	BMRN	Biomarin Pharmaceutical	A	2.34	1.40
2012-02-01	PBI	Pitney Bowes	D	-2.88	1.40	ARBA	Ariba	A	2.73	1.40
2012-02-01	DDS	Dillards	C	-1.88	1.30	WFM	Whole Foods Market	A	3.00	1.30
2012-02-01	UNM	Unum	D	-2.86	0.20	KMPR	Kemper	A	2.40	0.20
2012-02-01	CNX	Consol Energy	D	-2.89	0.70	GRA	W R Grace	A	2.46	0.70
2012-02-01	WTW	Weight Watchers International	C	-1.85	1.60	CMG	Chipotle Mexican Grill	A	3.00	1.60
2012-02-01	SPN	Superior Energy Services	D	-2.89	0.40	CIE	Cobalt International Energy	A	2.43	0.40
2012-02-01	ACT	Actavis	C	-1.86	0.90	ISRG	Intuitive Surgical	A	2.31	0.90
2012-02-01	BTU	Peabody Energy Corp	D	-2.92	0.20					
2012-02-01	WYNN	Wynn Resorts	D	-2.88	1.50	SBH	Sally Beauty	A	2.98	1.50
2012-02-01	TRW	TRW Automotive Holdings	D	-2.90	0.50	FOSL	Fossil	A	3.00	0.50
2012-02-01	DPS	Dr Pepper Snapple	C	-1.85	1.70	PII	Polaris Industries	A	3.00	1.70
2012-03-01	GME	Gamestop Corp New	C	-1.85	1.50	DLTR	Dollar Tree	A	3.00	1.50
2012-03-01	BBY	Best Buy	D	-2.85	0.20	WFM	Whole Foods Market	A	3.00	0.20
2012-03-01	CVC	Cablevision Systems Corp	D	-2.91	0.60					
2012-03-01	THOR	Thoratec	C	-1.85	1.60	ALXN	Alexion Pharmaceuticals	A	2.86	1.60
2012-03-01	PBI	Pitney Bowes	D	-2.88	1.50	FTNT	Fortinet	A	2.62	1.50
2012-03-01	CNX	Consol Energy	D	-2.89	0.70	GRA	W R Grace	A	2.48	0.70
2012-03-01	BBBY	Bed Bath & Beyond	C	-1.84	1.30	CMG	Chipotle Mexican Grill	A	3.00	1.30
2012-03-01	ATVI	Activision Blizzard	C	-1.86	0.60	HLF	Herbalife	A	3.00	0.60
2012-03-01	ACT	Actavis	C	-1.86	0.90	REGN	Regeneron Pharmaceuticals	A	2.36	0.90
2012-03-01	GDI	Gardner Denver	D	-2.87	1.10	CBI	Chicago Bridge & Iron	A	3.00	1.10
2012-03-01	WYNN	Wynn Resorts	D	-2.88	1.50	SBH	Sally Beauty	A	3.00	1.50
2012-03-01	ABC	Amerisourcebergen	D	-2.86	0.70	TSCO	Tractor Supply	A	3.00	0.70
2012-03-01	TRW	TRW Automotive Holdings	D	-2.88	0.30	FOSL	Fossil	A	3.00	0.30
2012-03-01	DPS	Dr Pepper Snapple	C	-1.85	0.90	PII	Polaris Industries	A	3.00	0.90
2012-04-02	GME	Gamestop Corp New	C	-1.85	1.40	TSCO	Tractor Supply	A	3.00	1.40
2012-04-02	HP	Helmerich & Payne	C	-1.87	1.40	CIE	Cobalt International Energy	A	2.64	1.40
2012-04-02	PBI	Pitney Bowes	D	-2.89	1.40	FTNT	Fortinet	A	2.63	1.40
2012-04-02	SFD	Smithfield Foods	C	-1.85	1.40	HLF	Herbalife	A	3.00	1.40
2012-04-02	GDI	Gardner Denver	D	-2.88	1.10	CBI	Chicago Bridge & Iron	A	3.00	1.10
2012-04-02	GXP	Great Plains Energy	C	-1.85	1.50	NI	Nisource	A	2.52	1.50
2012-05-01	GME	Gamestop Corp New	D	-2.85	1.50	TSCO	Tractor Supply	A	3.00	1.50
2012-05-01	ED	Consolidated Edison	C	-1.84	1.80	NI	Nisource	A	2.54	1.80
2012-05-01	HP	Helmerich & Payne	C	-1.88	1.40	CIE	Cobalt International Energy	A	2.55	1.40
2012-05-01	HRB	H.& R.block	C	-1.86	1.30	DLTR	Dollar Tree	A	3.00	1.30
2012-05-01	HUM	Humana	C	-1.85	1.80	ALXN	Alexion Pharmaceuticals	A	2.93	1.80
2012-05-01	PBI	Pitney Bowes	D	-2.89	1.40	FTNT	Fortinet	A	2.59	1.40
2012-05-01	UTHR	United Therapeutics	C	-1.85	1.00	AMLN	Amylin Pharm	A	2.51	1.00

Date	Ticker	Name	R	SM	W (%)	Ticker	Name	R	SM	W (%)
2012-05-01	VCI	Valassis Comm	C	-1.86	0.20	WFM	Whole Foods Market	A	3.00	0.20
2012-05-01	TSN	Tyson Foods	C	-1.85	1.30	HLF	Herbalife	A	3.00	1.30
2012-05-01	LXK	Lexmark Intl	C	-1.87	1.00	AOL	AOL	A	2.38	1.00
2012-05-01	SFD	Smithfield Foods	C	-1.86	1.40	FOSL	Fossil	A	3.00	1.40
2012-05-01	GDI	Gardner Denver	D	-2.88	1.10	CBI	Chicago Bridge & Iron	A	3.00	1.10
2012-05-01	GXP	Great Plains Energy	C	-1.85	1.50	CPN	Calpine	A	2.23	1.50
2012-05-01	ABC	Amerisourcebergen	D	-2.84	0.80	CMG	Chipotle Mexican Grill	A	3.00	0.80
2012-06-01	CBI	Chicago Bridge & Iron	C	-1.88	0.70	GR	Goodrich	A	2.79	0.70
2012-06-01	FLR	Fluor	C	-1.88	1.40	CLGX	Corelogic	A	2.35	1.40
2012-06-01	GME	Gamestop Corp New	D	-2.88	1.40	TSCO	Tractor Supply	A	3.00	1.40
2012-06-01	VLO	Valero Energy	D	-2.88	1.40	CIE	Cobalt International Energy	A	2.45	1.40
2012-06-01	ALK	Alaska Air	C	-1.86	1.60	DLTR	Dollar Tree	A	3.00	1.60
2012-06-01	AMD	Advanced Micro Devices	C	-1.88	1.40	IAC	IAC InterActiveCorp	A	2.55	1.40
2012-06-01		Hill-Rom Holdings	D	-2.87	0.30	ALXN	Alexion Pharmaceuticals	A	2.89	0.30
2012-06-01	HP	Helmerich & Payne	D	-2.90	1.30	SUN	Sunoco	A	2.31	1.30
2012-06-01	HRB	H.& R.block	C	-1.86	1.60	WFM	Whole Foods Market	A	3.00	1.60
2012-06-01	HUM	Humana	C	-1.87	1.90	AMLN	Amylin Pharm	A	2.54	1.90
2012-06-01	KEY	Keycorp	C	-1.86	1.70	ESS	Essex Property Trust	A	2.43	1.70
2012-06-01	THOR	Thoratec	C	-1.86	1.60	REGN	Regeneron Pharmaceuticals	A	2.41	1.60
2012-06-01	BRCD	Brocade Communications Systems	C	-1.88	1.20	FTNT	Fortinet	A	2.45	1.20
2012-06-01	MUR	Murphy Oil	D	-2.88	1.60	CLB	Core Laboratories	A	2.24	1.60
2012-06-01	PBI	Pitney Bowes	D	-2.91	0.40					
2012-06-01	PH	Parker-hannifin	C	-1.86	0.80	ADS	Alliance Data Systems	A	2.34	0.80
2012-06-01	LSI	LSI	C	-1.88	1.40	AOL	AOL	A	2.40	1.40
2012-06-01	TECD	Tech Data	C	-1.86	1.40	SWKS	Skyworks Solutions	A	2.30	1.40
2012-06-01	UTHR	United Therapeutics	C	-1.85	0.70	VRTX	Vertex Pharmaceuticals	A	2.35	0.70
2012-06-01	CDNS	Cadence Design Systems	C	-1.87	1.10	LPS	Lender Processing Services	A	2.28	1.10
2012-06-01	LIFE	Life Technologies	C	-1.87	1.60	HGSI	Human Genome Sciences	A	2.34	1.60
2012-06-01	VCI	Valassis Comm	C	-1.87	0.30	CMG	Chipotle Mexican Grill	A	3.00	0.30
2012-06-01	TSN	Tyson Foods	C	-1.84	1.50	HLF	Herbalife	A	3.00	1.50
2012-06-01	DNR	Denbury Resources	C	-1.88	0.80	OGE	Oge Energy	A	2.17	0.80
2012-06-01	LXK	Lexmark Intl	C	-1.89	1.00	RAX	Rackspace Hosting	A	2.25	1.00
2012-06-01	SFD	Smithfield Foods	D	-2.87	1.50	FOSL	Fossil	A	3.00	1.50
2012-06-01	GDI	Gardner Denver	D	-2.91	1.00					
2012-06-01	GXP	Great Plains Energy	D	-2.85	0.80	NI	Nisource	A	2.52	0.80
2012-06-01	KOS	Kosmos Energy	D	-2.91	0.40					
2012-06-01	ABC	Amerisourcebergen	D	-2.85	0.80	SBH	Sally Beauty	A	3.00	0.80
2012-06-01	PXP	Plains Exploration & Production	C	-1.88	0.50	RRC	Range Resources	A	2.17	0.50
2012-07-02	CBI	Chicago Bridge & Iron	C	-1.87	0.70	GR	Goodrich	A	2.80	0.70
2012-07-02	FLR	Fluor	D	-2.87	1.40	CLGX	Corelogic	A	2.41	1.40
2012-07-02	GME	Gamestop Corp New	D	-2.88	1.20	DLTR	Dollar Tree	A	3.00	1.20
2012-07-02	AMD	Advanced Micro Devices	C	-1.88	1.30	IAC	IAC InterActiveCorp	A	2.56	1.30
2012-07-02	SPLS	Staples	D	-2.87	0.80	WFM	Whole Foods Market	A	3.00	0.80
2012-07-02	BBY	Best Buy	D	-2.87	0.20	CMG	Chipotle Mexican Grill	A	3.00	0.20
2012-07-02	RGA	Reinsurance Group America	C	-1.85	1.40	ESS	Essex Property Trust	A	2.45	1.40

Date	Ticker	Name	R	SM	W (%)	Ticker	Name	R	SM	W (%)
2012-07-02	CRL	Charles River Laboratories International	C	-1.85	0.10	ALXN	Alexion Pharmaceuticals	A	3.00	0.10
2012-07-02	PLT	Plantronics	D	-2.86	1.40	AOL	AOL	A	2.42	1.40
2012-07-02	FITB	Fifth Third Bancorp	C	-1.85	1.20	KMPR	Kemper	A	2.41	1.20
2012-07-02		Hill-Rom Holdings	D	-2.86	0.30	MDVN	Medivation	A	3.00	0.30
2012-07-02	HP	Helmerich & Payne	D	-2.90	1.10					
2012-07-02	HRB	H.& R.block	C	-1.85	1.60	SBH	Sally Beauty	A	3.00	1.60
2012-07-02	HUM	Humana	C	-1.87	1.80	AMLN	Amylin Pharm	A	2.62	1.80
2012-07-02	KEY	Keycorp Brocade	C	-1.85	1.70	RF	Regions Financial	A	2.38	1.70
2012-07-02	BRC	Communications Systems	D	-2.87	1.20	SWI	SolarWinds	A	2.36	1.20
2012-07-02	MUR	Murphy Oil	D	-2.87	1.70	LNG	Cheniere Energy	A	2.62	1.70
2012-07-02	PH	Parker-hannifin	C	-1.86	1.00	ADS	Alliance Data Systems	A	2.39	1.00
2012-07-02	SNPS	Synopsys	C	-1.84	0.40	N	Netsuite	A	2.35	0.40
2012-07-02	LSI	LSI	C	-1.88	1.30	CNQR	Concur Technologies	A	2.33	1.30
2012-07-02	TECD	Tech Data	C	-1.86	1.40	LPS	Lender Processing Services	A	2.32	1.40
2012-07-02	UNM	Unum	D	-2.87	0.20	SNV	Synovus Financial Corp	A	2.35	0.20
2012-07-02	ZION	Zions Bancorp	C	-1.86	1.00	PL	Protective Life	A	2.34	1.00
2012-07-02	MTD	Mettler Toledo International	C	-1.86	0.80	URI	United Rentals	A	2.36	0.80
2012-07-02	CDNS	Cadence Design Systems	C	-1.85	1.10	SWKS	Skyworks Solutions	A	2.32	1.10
2012-07-02	LIFE	Life Technologies	C	-1.86	1.60	REGN	Regeneron Pharmaceuticals	A	2.40	1.60
2012-07-02	BG	Bunge	C	-1.85	1.40	HLF	Herbalife	A	3.00	1.40
2012-07-02	TSN	Tyson Foods	C	-1.84	1.40	PII	Polaris Industries	A	3.00	1.40
2012-07-02	NDAQ	Nasdaq	D	-2.86	0.10	EQIX	Equinix Inc	A	2.32	0.10
2012-07-02	MCO	Moody's	C	-1.86	1.60	CBL	Cbl & Associates Properties	A	2.30	1.60
2012-07-02	DNR	Denbury Resources	D	-2.88	0.80	CIE	Cobalt International Energy	A	2.52	0.80
2012-07-02	LXK	Lexmark Intl	D	-2.88	1.00	AKAM	Akamai Technologies	A	2.28	1.00
2012-07-02	SFD	Smithfield Foods	D	-2.86	1.50	MNST	Monster Beverage	A	3.00	1.50
2012-07-02	GDI	Gardner Denver	D	-2.90	1.00					
2012-07-02	KOS	Kosmos Energy	D	-2.91	0.40					
2012-07-02	PXP	Plains Exploration & Production	C	-1.87	0.50	SUN	Sunoco	A	2.32	0.50
2012-08-01	CBI	Chicago Bridge & Iron	C	-1.88	0.80	CLGX	Corelogic	A	2.49	0.80
2012-08-01	FLR	Fluor	D	-2.87	0.50	KSU	Kansas City Southern	A	2.37	0.50
2012-08-01	GME	Gamestop Corp New	D	-2.90	1.10	DLTR	Dollar Tree	A	3.00	1.10
2012-08-01	AMD	Advanced Micro Devices	D	-2.92	1.00					
2012-08-01	SPLS	Staples	D	-2.87	1.60	WFM	Whole Foods Market	A	3.00	1.60
2012-08-01	BBY	Best Buy	D	-2.89	0.10	SBH	Sally Beauty	A	3.00	0.10
2012-08-01	RGA	Reinsurance Group America	C	-1.85	1.10	ESS	Essex Property Trust	A	2.46	1.10
2012-08-01	CCE	Coca-Cola Enterprises	C	-1.84	1.40	PII	Polaris Industries	A	3.00	1.40
2012-08-01	CI	Cigna	D	-2.87	0.10	ALXN	Alexion Pharmaceuticals	A	3.00	0.10
2012-08-01	CRL	Charles River Laboratories International	C	-1.85	0.10	MDVN	Medivation	A	3.00	0.10
2012-08-01	ORLY	O'reilly Automotive	C	-1.87	1.60	LBTYA	Liberty Global plc Cl A	A	2.93	1.60
2012-08-01	SYMC	Symantec	D	-2.86	0.90	IAC	IAC InterActiveCorp	A	2.65	0.90
2012-08-01	PLT	Plantronics	D	-2.87	1.40	AOL	AOL	A	2.47	1.40
2012-08-01	DOV	Dover	D	-2.87	0.60	ADS	Alliance Data Systems	A	2.36	0.60
2012-08-01	FITB	Fifth Third Bancorp	C	-1.84	1.30	KMPR	Kemper	A	2.43	1.30

Date	Ticker	Name	R	SM	W (%)	Ticker	Name	R	SM	W (%)
2012-08-01		Hill-Rom Holdings	D	-2.88	0.30	AMLN	Amylin Pharm	A	2.62	0.30
2012-08-01	HP	Helmerich & Payne	D	-2.89	0.40	LNG	Cheniere Energy	A	2.58	0.40
2012-08-01	HRB	H.& R.block	C	-1.85	1.60	AZO	Autozone	A	2.52	1.60
2012-08-01	HUM	Humana	C	-1.89	1.50	REGN	Regeneron Pharmaceuticals	A	2.45	1.50
2012-08-01	KEY	Keycorp	C	-1.85	1.80	EQIX	Equinix Inc	A	2.32	1.80
2012-08-01	KR	Kroger	D	-2.86	0.60	CHTR	Charter Communications Inc. Cl A	A	2.44	0.60
2012-08-01	BRC	Brocade Communications Systems	D	-2.86	1.30	SWI	SolarWinds	A	2.44	1.30
2012-08-01	PH	Parker-hannifin	C	-1.85	1.10	GWW	Ww Grainger	A	2.35	1.10
2012-08-01	LSI	LSI	C	-1.87	1.40	N	Netsuite	A	2.34	1.40
2012-08-01	TECD	Tech Data	C	-1.86	1.40	SWKS	Skyworks Solutions	A	2.33	1.40
2012-08-01	THO	Thor Industries	C	-1.87	0.00	PHM	Pultegroup	A	2.52	0.00
2012-08-01	UNM	Unum	D	-2.87	0.20	PL	Protective Life	A	2.32	0.20
2012-08-01	ZION	Zions Bancorp	C	-1.87	0.20	SNV	Synovus Financial Corp	A	2.32	0.20
2012-08-01	MTD	Mettler Toledo International	C	-1.86	0.90	SHW	Sherwin-williams	A	2.32	0.90
2012-08-01	DOX	Amdocs	C	-1.85	0.60	CNQR	Concur Technologies	A	2.33	0.60
2012-08-01	FD	Macy's	C	-1.86	0.80	EAT	Brinker International	A	2.38	0.80
2012-08-01	LIFE	Life Technologies	C	-1.85	1.70	ARIA	Ariad Pharmaceutical	A	2.38	1.70
2012-08-01	DLB	Dolby Laboratories	C	-1.87	0.50	GNC	Gnc	A	2.38	0.50
2012-08-01	BG	Bunge	C	-1.84	1.60	MJN	Mead Johnson Nutrition	A	2.46	1.60
2012-08-01	TSN	Tyson Foods	C	-1.87	1.10	LEN	Lennar	A	2.38	1.10
2012-08-01	AFG	American Financial	C	-1.85	0.10	EXR	Extra Space Storage	A	2.31	0.10
2012-08-01	NDAQ	Nasdaq	D	-2.86	0.10	ACC	American Campus Communities	A	2.30	0.10
2012-08-01	MCO	Moody's	C	-1.84	1.80	PRA	Proassurance	A	2.29	1.80
2012-08-01	DNR	Denbury Resources	D	-2.88	0.80	CIE	Cobalt International Energy	A	2.54	0.80
2012-08-01	LXK	Lexmark Intl	D	-2.92	0.60	INCY	Incyte	A	2.35	0.70
2012-08-01	WAT	Waters	D	-2.86	0.70	TOL	Toll Brothers	A	2.35	1.30
2012-08-01	SFD	Smithfield Foods	D	-2.88	1.30	ROP	Roper Technologies	A	2.31	1.10
2012-08-01	GDI	Gardner Denver	D	-2.89	1.10	EXPE	Expedia	A	2.36	0.50
2012-08-01	KOS	Kosmos Energy	D	-2.92	0.70	BMRN	Biomarin Pharmaceutical	A	2.35	1.40
2012-08-01	WYNN	Wynn Resorts	D	-2.88	0.50	SUN	Sunoco	A	2.32	0.60
2012-08-01	WCRX	Warner Chilcott Class A	C	-1.87	1.40	CLGX	Corelogic	A	2.53	0.80
2012-08-01	PXP	Plains Exploration & Production	C	-1.86	0.60	DLTR	Dollar Tree	A	3.00	1.30
2012-09-03	CBI	Chicago Bridge & Iron	C	-1.87	0.80	AMD	Advanced Micro Devices	D	-2.92	0.10
2012-09-03	GME	Gamestop Corp New	D	-2.88	1.30	SPLS	Staples	D	-2.89	1.40
2012-09-03	AMD	Advanced Micro Devices	D	-2.92	0.10	BBY	Best Buy	D	-2.89	0.10
2012-09-03	SPLS	Staples	D	-2.89	1.40	DBD	Diebold Nixdorf	C	-1.87	0.40
2012-09-03	BBY	Best Buy	D	-2.89	0.10	IAC	IAC	A	2.64	0.40
2012-09-03	DBD	Diebold Nixdorf	C	-1.87	0.40	IAC	InterActiveCorp	A	2.64	0.40
2012-09-03	ORLY	O'reilly Automotive	C	-1.87	1.60	LIB	Liberty Global plc Cl A	A	2.98	1.60
2012-09-03	DOV	Dover	D	-2.86	0.70	LBTYA	Liberty Global plc Cl A	A	2.98	1.60
2012-09-03		Hill-Rom Holdings	D	-2.87	0.30	KSU	Kansas City Southern	A	2.40	0.70
2012-09-03	HUM	Humana	D	-2.88	1.70	ALXN	Alexion Pharmaceuticals	A	3.00	0.30
2012-09-03	KR	Kroger	D	-2.86	0.60	MDVN	Medivation	A	3.00	1.70
2012-09-03	PH	Parker-hannifin	C	-1.85	1.00	AZO	Autozone	A	2.52	0.60
2012-09-03	PH	Parker-hannifin	C	-1.85	1.00	ADS	Alliance Data Systems	A	2.39	1.00
2012-09-03	LSI	LSI	C	-1.86	1.60	AOL	AOL	A	2.50	1.60

Date	Ticker	Name	R	SM	W (%)	Ticker	Name	R	SM	W (%)
2012-09-03	TECD	Tech Data	C	-1.86	1.40	SWI	SolarWinds	A	2.46	1.40
2012-09-03	UNM	Unum	D	-2.87	0.20	ESS	Essex Property Trust	A	2.44	0.20
2012-09-03	ZION	Zions Bancorp	C	-1.86	0.20	KMPR	Kemper	A	2.40	0.20
2012-09-03	MTD	Mettler Toledo International	C	-1.85	0.90	GWW	Ww Grainger	A	2.35	0.90
2012-09-03	AIZ	Assurant	D	-2.87	0.10	EQIX	Equinix Inc	A	2.36	0.10
2012-09-03	AES	Aes	C	-1.86	0.80	NI	Nisource Charter	A	2.52	0.80
2012-09-03	FD	Macy's	C	-1.84	0.90	CHTR	Communications Inc. Cl A	A	2.44	0.90
2012-09-03	PENN	Penn National Gaming	C	-1.86	1.30	EAT	Brinker International	A	2.41	1.30
2012-09-03	DLB	Dolby Laboratories	C	-1.88	0.50	GNC	Gnc	A	2.39	0.50
2012-09-03	TSN	Tyson Foods	D	-2.87	1.20	PII	Polaris Industries	A	3.00	1.20
2012-09-03	NDAQ	Nasdaq	D	-2.86	0.10	SNV	Synovus Financial Corp	A	2.35	0.10
2012-09-03	DNR	Denbury Resources	D	-2.88	0.80	LNG	Cheniere Energy	A	2.62	0.80
2012-09-03	LXK	Lexmark Intl	D	-2.90	0.80					
2012-09-03	WAT	Waters	D	-2.86	0.50	REGN	Regeneron Pharmaceuticals	A	2.50	0.50
2012-09-03	SFD	Smithfield Foods	D	-2.87	1.40	PHM	Pultegroup	A	2.64	1.40
2012-09-03	KOS	Kosmos Energy	D	-2.92	0.70					
2012-09-03	WCRX	Warner Chilcott Class A	C	-1.90	1.10	ARIA	Ariad Pharmaceutic	A	2.43	1.10
2012-10-01	AMD	Advanced Micro Devices	D	-2.93	0.10					
2012-10-01	SPLS	Staples	D	-2.89	1.40	WFM	Whole Foods Market	A	3.00	1.40
2012-10-01	BBY	Best Buy	D	-2.90	0.10	LBTYA	Liberty Global plc Cl A	A	3.00	0.10
2012-10-01	DBD	Diebold Nixdorf	C	-1.86	1.20	IAC	IAC InterActiveCorp	A	2.65	1.20
2012-10-01	ORLY	O'reilly Automotive	C	-1.87	1.60	SBH	Sally Beauty	A	3.00	1.60
2012-10-01		Hill-Rom Holdings	D	-2.84	0.30	ALXN	Alexion Pharmaceuticals	A	3.00	0.30
2012-10-01	HUM	Humana	D	-2.88	1.70	MDVN	Medivation	A	3.00	1.70
2012-10-01	AVB	Avalonbay Communities	C	-1.85	0.00	KMPR	Kemper	A	2.40	0.00
2012-10-01	TECD	Tech Data	C	-1.87	1.30	AOL	AOL	A	2.52	1.30
2012-10-01	AES	Aes	C	-1.87	1.40	NI	Nisource	A	2.54	1.40
2012-10-01	PENN	Penn National Gaming	C	-1.84	0.80	AZO	Autozone	A	2.53	0.80
2012-10-01	CLI	Mack-cali Realty	C	-1.85	0.70	SNV	Synovus Financial Corp	A	2.40	0.70
2012-10-01	BBBY	Bed Bath & Beyond	C	-1.86	1.70	CHTR	Charter Communications Inc. Cl A	A	2.42	1.70
2012-10-01	AIV	Apartment Investment & Management	C	-1.85	0.90	EQIX	Equinix Inc	A	2.37	0.90
2012-10-01	DLB	Dolby Laboratories	C	-1.88	0.50	EAT	Brinker International	A	2.41	0.50
2012-10-01	TSN	Tyson Foods	D	-2.86	1.20	PII	Polaris Industries	A	3.00	1.20
2012-10-01	LXK	Lexmark Intl	D	-2.90	0.80					
2012-10-01	SFD	Smithfield Foods	D	-2.84	1.40	PHM	Pultegroup	A	2.72	1.40
2012-10-01	NUS	Nu Skin Enterprises	C	-1.89	0.20	MJN	Mead Johnson Nutrition	A	2.46	0.20
2012-10-01	KOS	Kosmos Energy	D	-2.90	0.80					
2012-10-01	ABC	Amerisourcebergen	C	-1.84	0.80	GNC	Gnc	A	2.39	0.80
2012-10-01	WCRX	Warner Chilcott Class A	D	-2.90	1.30	REGN	Regeneron Pharmaceuticals	A	2.52	1.30
2012-11-01	SPLS	Staples	D	-2.88	1.40	WFM	Whole Foods Market	A	3.00	1.40
2012-11-01	BBY	Best Buy	D	-2.91	0.10					
2012-11-01	CHD	Church & Dwight	C	-1.85	0.60	PII	Polaris Industries	A	3.00	0.60
2012-11-01	DBD	Diebold Nixdorf	C	-1.88	1.10	IAC	IAC InterActiveCorp	A	2.60	1.10
2012-11-01	ORLY	O'reilly Automotive	C	-1.86	1.70	LBTYA	Liberty Global plc Cl A	A	3.00	1.70
2012-11-01	ED	Edison Consolidated	C	-1.85	1.40	NI	Nisource	A	2.54	1.40
2012-11-01	HUM	Humana	D	-2.87	1.80	MDVN	Medivation	A	3.00	1.80

Date	Ticker	Name	R	SM	W (%)	Ticker	Name	R	SM	W (%)
2012-11-01	AVB	Avalonbay Communities	C	-1.85	0.00	SNV	Synovus Financial Corp	A	2.42	0.00
2012-11-01	TECD	Tech Data	D	-2.87	1.30	AOL	AOL	A	2.53	1.30
2012-11-01	AES	Aes	D	-2.87	1.40	NRG	Nrg Energy	A	2.25	1.40
2012-11-01	CLI	Mack-cali Realty	C	-1.85	0.80	KMPR	Kemper	A	2.41	0.80
2012-11-01	BBBY	Bed Bath & Beyond	C	-1.87	1.50	SBH	Sally Beauty	A	3.00	1.50
2012-11-01	AIV	Apartment Investment & Management	C	-1.84	1.00	EQIX	Equinix Inc	A	2.34	1.00
2012-11-01	DLB	Dolby Laboratories	C	-1.88	0.50	AZO	Autozone	A	2.54	0.50
2012-11-01	TSN	Tyson Foods	D	-2.85	0.60	PHM	Pultegroup	A	2.84	0.60
2012-11-01	WCRX	Warner Chilcott Class A	D	-2.91	1.10					
2012-12-03	WU	The Western Union	D	-2.89	0.80	SNV	Synovus Financial Corp	A	2.40	0.80
2012-12-03	SPLS	Staples	D	-2.89	1.40	WFM	Whole Foods Market	A	3.00	1.40
2012-12-03	BBY	Best Buy	D	-2.92	0.10					
2012-12-03	MAR	Marriott International	C	-1.86	1.50	LBTYA	Liberty Global plc Cl A	A	3.00	1.50
2012-12-03	DBD	Diebold Nixdorf	C	-1.88	1.10	IAC	IAC InterActiveCorp	A	2.58	1.10
2012-12-03	ED	Consolidated Edison	D	-2.86	1.30	NI	Nisource	A	2.52	1.30
2012-12-03	HUM	Humana	D	-2.89	0.80	MDVN	Medivation	A	3.00	0.80
2012-12-03	AVB	Avalonbay Communities	C	-1.85	0.30	EXR	Extra Space Storage	A	2.34	0.30
2012-12-03	KEY	Keycorp	C	-1.85	1.60	EFX	Equifax	A	2.30	1.60
2012-12-03	PH	Parker-hannifin	C	-1.84	1.00	FBHS	Fortune Brands Home & Security	A	2.41	1.00
2012-12-03	PNW	Pinnacle West Capital	C	-1.84	1.50	AWK	American Water Works	A	2.25	1.50
2012-12-03	ROST	Ross Stores	C	-1.87	0.50	SBH	Sally Beauty	A	3.00	0.50
2012-12-03	TECD	Tech Data	D	-2.87	1.20	AOL	AOL	A	2.47	1.20
2012-12-03	SLG	SI Green Realty	C	-1.85	0.10	WY	Weyerhaeuser	A	2.30	0.10
2012-12-03	TXT	Textron	C	-1.87	1.50	ADS	Alliance Data Systems	A	2.40	1.50
2012-12-03	AES	Aes	D	-2.87	1.40	NRG	Nrg Energy	A	2.25	1.40
2012-12-03	A	Agilent Technologies	D	-2.86	1.70	MAS	Masco	A	2.40	1.70
2012-12-03	CMA	Comerica	C	-1.86	0.80	GGP	General Growth Reit	A	2.29	0.80
2012-12-03	CLI	Mack-cali Realty	D	-2.85	0.70	PRA	Proassurance	A	2.29	0.70
2012-12-03	KIM	Kimco Realty	C	-1.85	0.20	CXW	Corrections America	A	2.29	0.20
2012-12-03	BBBY	Bed Bath & Beyond	C	-1.87	1.60	AZO	Autozone	A	2.54	1.60
2012-12-03	AIV	Apartment Investment & Management	C	-1.85	0.90	CCI	Crown Castle Intl Corp	A	2.29	0.90
2012-12-03	DNR	Denbury Resources	D	-2.85	0.80	LNG	Cheniere Energy	A	2.70	0.80
2012-12-03	NUS	Nu Skin Enterprises	D	-2.85	1.20	PII	Polaris Industries	A	3.00	1.20
2012-12-03	HLX	Helix Energy Solutions	C	-1.86	1.30	CIE	Cobalt International Energy	A	2.51	1.30
2012-12-03	WCRX	Warner Chilcott Class A	D	-2.91	1.20					
2012-12-03	RF	Regions Financial	C	-1.86	1.40	BDN	Brandywine Realty Trust	A	2.28	1.40
2013-01-01	WU	The Western Union	D	-2.88	0.80	SNV	Synovus Financial Corp	A	2.42	0.80
2013-01-01	SPLS	Staples	D	-2.89	1.00	LBTYA	Liberty Global plc Cl A	A	3.00	1.00
2013-01-01	BBY	Best Buy	D	-2.93	0.10					
2013-01-01	CA	Ca	D	-2.87	1.50	IAC	IAC InterActiveCorp	A	2.59	1.50
2013-01-01	MAR	Marriott International	C	-1.85	1.60	SBH	Sally Beauty	A	3.00	1.60
2013-01-01	AEO	American Eagle Outfitters	C	-1.86	0.80	AZO	Autozone	A	2.51	0.80
2013-01-01	DBD	Diebold Nixdorf	D	-2.87	1.10	AOL	AOL	A	2.44	1.10
2013-01-01	ED	Consolidated Edison	D	-2.86	1.30	NI	Nisource	A	2.53	1.30

Date	Ticker	Name	R	SM	W (%)	Ticker	Name	R	SM	W (%)
2013-01-01	GPS	Gap	C	-1.86	0.40	EXPE	Expedia	A	2.40	0.40
2013-01-01	HUM	Humana	D	-2.88	0.70	MDVN	Medivation	A	3.00	0.70
2013-01-01	AVB	Avalonbay Communities	C	-1.85	0.30	EXR	Extra Space Storage	A	2.34	0.30
2013-01-01	KEY	Keycorp	C	-1.84	1.70	CCI	Crown Castle Intl Corp	A	2.31	1.70
2013-01-01	DGX	Quest Diagnostics	C	-1.85	0.80	ALXN	Alexion Pharmaceuticals	A	2.96	0.80
2013-01-01	BRC	Brocade Communications Systems	C	-1.86	1.30	SWI	SolarWinds	A	2.44	1.30
2013-01-01	ROST	Ross Stores	C	-1.87	0.40	GNC	Gnc	A	2.33	0.40
2013-01-01	LSI	LSI	D	-2.85	1.40	N	Netsuite	A	2.43	1.40
2013-01-01	TECD	Tech Data	D	-2.87	0.40	RAX	Rackspace Hosting	A	2.39	0.40
2013-01-01	SLG	SI Green Realty	C	-1.85	0.10	EFX	Equifax	A	2.31	0.10
2013-01-01	TXT	Textron	C	-1.86	1.60	KSU	Kansas City Southern	A	2.43	1.60
2013-01-01	AES	Aes	D	-2.87	1.40	NRG	Nrg Energy	A	2.27	1.40
2013-01-01	CMA	Comerica	C	-1.85	0.80	GNW	Genworth Financial	A	2.30	0.80
2013-01-01	CLI	Mack-cali Realty	D	-2.85	0.70	WY	Weyerhaeuser	A	2.30	0.70
2013-01-01	KIM	Kimco Realty	C	-1.85	0.20	FHN	First Horizon National	A	2.29	0.20
2013-01-01	BBBY	Bed Bath & Beyond	D	-2.88	1.50	CPA	Copa	A	2.32	1.50
2013-01-01	CRI	Carter's Apartment Investment & Management	C	-1.84	1.00	PII	Polaris Industries	A	3.00	1.50
2013-01-01	STJ	St Jude Medical Inc	D	-2.86	0.80	GGP	General Growth Reit	A	2.29	1.00
2013-01-01	WCRX	Warner Chilcott Class A	D	-2.91	1.20	REGN	Regeneron Pharmaceuticals	A	2.57	0.80
2013-01-01	RF	Regions Financial	C	-1.84	1.50	CXW	Corrections America	A	2.29	1.50
2013-02-01	WU	The Western Union	D	-2.87	0.80	RYN	Rayonier	A	2.59	0.80
2013-02-01	BBY	Best Buy	D	-2.90	0.10					
2013-02-01	AEO	American Eagle Outfitters	C	-1.86	1.40	LBTYA	Liberty Global plc Cl A	A	3.00	1.40
2013-02-01	DBD	Diebold Nixdorf Consolidated	D	-2.88	1.00	SWI	SolarWinds	A	2.46	1.00
2013-02-01	ED	Edison	D	-2.85	1.20	NI	Nisource	A	2.58	1.20
2013-02-01	GPS	Gap	C	-1.85	1.00	SBH	Sally Beauty	A	3.00	1.00
2013-02-01	AVB	Avalonbay Communities	C	-1.86	0.30	SNV	Synovus Financial Corp	A	2.44	0.30
2013-02-01	DGX	Quest Diagnostics	D	-2.85	0.80	MDVN	Medivation	A	3.00	0.80
2013-02-01	BRC	Brocade Communications Systems	C	-1.85	1.30	AOL	AOL	A	2.46	1.30
2013-02-01	ROST	Ross Stores	C	-1.86	0.50	NFLX	Netflix	A	2.51	0.50
2013-02-01	BBBY	Bed Bath & Beyond	D	-2.87	1.50	EXPE	Expedia	A	2.43	1.50
2013-02-01	NUS	Nu Skin Enterprises	D	-2.85	0.50	PII	Polaris Industries	A	3.00	0.50
2013-03-01	WU	The Western Union	D	-2.88	0.40	RYN	Rayonier	A	2.61	0.40
2013-03-01	AEO	American Eagle Outfitters	C	-1.85	1.40	LBTYA	Liberty Global plc Cl A	A	3.00	1.40
2013-03-01	DBD	Diebold Nixdorf Consolidated	D	-2.88	0.10	AOL	AOL	A	2.54	0.10
2013-03-01	ED	Edison	D	-2.85	1.30	NI	Nisource	A	2.59	1.30
2013-03-01	GPS	Gap	C	-1.85	1.10	SBH	Sally Beauty	A	3.00	1.10
2013-03-01	AVB	Avalonbay Communities	C	-1.86	0.30	SNV	Synovus Financial Corp	A	2.43	0.30
2013-03-01	CHS	Chico's Fas	C	-1.86	0.20	NFLX	Netflix	A	2.59	0.20
2013-03-01	DGX	Quest Diagnostics	D	-2.86	0.70	MDVN	Medivation	A	3.00	0.70
2013-03-01	ROST	Ross Stores	D	-2.86	0.40	STRZA	Starz	A	2.45	0.40
2013-03-01	SCHL	Scholastic	D	-2.86	0.20	GNC	Gnc	A	2.41	0.20
2013-03-01	BBBY	Bed Bath & Beyond	D	-2.87	1.40	EXPE	Expedia	A	2.41	1.40
2013-03-01	NUS	Nu Skin Enterprises	D	-2.85	0.50	PII	Polaris Industries	A	3.00	0.50
2013-04-01	WU	The Western Union	D	-2.87	0.40	RYN	Rayonier	A	2.64	0.40

Date	Ticker	Name	R	SM	W (%)	Ticker	Name	R	SM	W (%)
2013-04-01	AVB	Avalonbay Communities	C	-1.86	0.30	SNV	Synovus Financial Corp	A	2.46	0.30
2013-04-01	CHS	Chico's Fas	C	-1.86	0.20	LBTYA	Liberty Global plc Cl A	A	3.00	0.20
2013-04-01	DGX	Quest Diagnostics	D	-2.85	0.70	MDVN	Medivation	A	3.00	0.70
2013-04-01	SCHL	Scholastic	D	-2.86	0.20	SBH	Sally Beauty	A	3.00	0.20
2013-04-01	LSI	LSI	D	-2.85	1.20	AOL	AOL	A	2.57	1.20
2013-05-01	PETM	Petsmart	C	-1.84	0.60	LBTYA	Liberty Global plc Cl A	A	3.00	0.60
2013-05-01	AVB	Avalonbay Communities	D	-2.85	0.30	RYN	Rayonier	A	2.64	0.30
2013-05-01	CHS	Chico's Fas	C	-1.85	0.30	SBH	Sally Beauty	A	3.00	0.30
2013-05-01	DGX	Quest Diagnostics	D	-2.84	0.70	MDVN	Medivation	A	3.00	0.70
2013-05-01	EW	Edwards Lifesciences	D	-2.91	0.40					
2013-05-01	RES	Rpc	C	-1.87	0.40	LNG	Cheniere Energy	A	3.00	0.40
2013-05-01	SCHL	Scholastic	D	-2.86	0.20	NFLX	Netflix	A	2.66	0.20
2013-05-01	LSI	LSI	D	-2.86	1.10	AOL	AOL	A	2.57	1.10
2013-05-01	CLGX	Corelogic	C	-1.85	1.20	LNKD	Linkedin	A	2.55	1.20
2013-05-01	AINV	Apollo Investment	C	-1.84	0.70	SNV	Synovus Financial Corp	A	2.45	0.70
2013-05-01	VCI	Valassis Comm	C	-1.87	0.30	STRZA	Starz	A	2.56	0.30
2013-05-01	DO	Diamond Offshore Drilling	C	-1.85	0.60	COG	Cabot Oil & Gas	A	2.34	0.60
2013-06-03	AEO	American Eagle Outfitters	D	-2.85	1.20	LBTYA	Liberty Global plc Cl A	A	3.00	1.20
2013-06-03	INTU	Intuit	C	-1.86	1.70	N	Netsuite	A	2.55	1.70
2013-06-03	BRCD	Brocade Communications Systems	C	-1.85	1.20	AOL	AOL	A	2.52	1.20
2013-06-03	EW	Edwards Lifesciences	D	-2.90	0.50	MDVN	Medivation	A	3.00	0.50
2013-06-03	RES	Rpc	C	-1.88	0.30	LNG	Cheniere Energy	A	3.00	0.30
2013-06-03	TXT	Textron	C	-1.86	1.20	FBHS	Fortune Brands Home & Security	A	2.57	1.20
2013-06-03	CLGX	Corelogic	C	-1.85	1.10	FLT	Fleetcor Technologies	A	2.57	1.10
2013-06-03	AINV	Apollo Investment	C	-1.85	0.70	RYN	Rayonier	A	2.60	0.70
2013-06-03	VCI	Valassis Comm	C	-1.86	0.30	SBH	Sally Beauty	A	3.00	0.30
2013-06-03	DO	Diamond Offshore Drilling	C	-1.85	0.60	COG	Cabot Oil & Gas	A	2.37	0.60
2013-07-01	FLR	Fluor	C	-1.85	0.20	KSU	Kansas City Southern	A	2.56	0.20
2013-07-01	VLO	Valero Energy	C	-1.87	0.60	LNG	Cheniere Energy	A	3.00	0.60
2013-07-01	BLL	Ball	C	-1.86	0.80	FLT	Fleetcor Technologies	A	2.55	0.80
2013-07-01	CRL	Charles River Laboratories International	C	-1.85	0.20	MDVN	Medivation	A	3.00	0.20
2013-07-01	AEO	American Eagle Outfitters	D	-2.86	1.20	SBH	Sally Beauty	A	3.00	1.20
2013-07-01	INTU	Intuit	C	-1.85	1.90	N	Netsuite	A	2.59	1.90
2013-07-01	CXW	Corecivic	C	-1.87	1.40	RYN	Rayonier	A	2.59	1.40
2013-07-01	HFC	Hollyfrontier	C	-1.88	0.90	COG	Cabot Oil & Gas	A	2.37	0.90
2013-07-01	BRCD	Brocade Communications Systems	C	-1.84	1.30	AOL	AOL	A	2.54	1.30
2013-07-01	EW	Edwards Lifesciences	D	-2.90	0.60	ALXN	Alexion Pharmaceuticals	A	2.98	0.60
2013-07-01	RES	Rpc	C	-1.87	0.40	PXD	Pioneer Natural Resources	A	2.31	0.40
2013-07-01	TXT	Textron	C	-1.86	1.20	FBHS	Fortune Brands Home & Security	A	2.54	1.20
2013-07-01	CF	Cf Industries	D	-2.88	1.40	GRA	W R Grace	A	2.72	1.40
2013-07-01	INGR	Ingredion	C	-1.85	0.80	PII	Polaris Industries	A	3.00	0.80
2013-07-01	TSS	Total System Services	C	-1.83	1.50	LNKD	Linkedin	A	2.52	1.50
2013-07-01	CLGX	Corelogic	C	-1.85	1.10	ADS	Alliance Data Systems	A	2.51	1.10
2013-07-01	AINV	Apollo Investment	C	-1.86	0.60	SNV	Synovus Financial Corp	A	2.51	0.60
2013-07-01	VCI	Valassis Comm	C	-1.86	0.30	NFLX	Netflix	A	2.69	0.30
2013-07-01	DO	Diamond Offshore Drilling	C	-1.85	0.70	EQT	Eq	A	2.30	0.70

Date	Ticker	Name	R	SM	W (%)	Ticker	Name	R	SM	W (%)
2013-07-01	WYN	Wyndham Worldwide	C	-1.85	1.50	STRZA	Starz	A	2.52	1.50
2013-07-01	MPC	Marathon Petroleum	C	-1.87	0.80	HP	Helmerich & Payne	A	2.27	0.80
2013-08-01	CBL	Cbl & Associates Properties	C	-1.86	1.30	OCN	Ocwen Financial	A	3.00	1.30
2013-08-01	FLR	Fluor	C	-1.84	0.20	ODFL	Old Dominion Freight Line	A	2.70	0.20
2013-08-01	VLO	Valero Energy	C	-1.86	0.60	LNG	Cheniere Energy	A	3.00	0.60
2013-08-01	BLL	Ball	C	-1.84	0.80	FLT	Fleetcor Technologies	A	2.61	0.80
2013-08-01	CXW	Corecivic	C	-1.86	1.30	RYN	Rayonier	A	2.65	1.30
2013-08-01	HFC	Hollyfrontier	C	-1.87	1.00	GPOR	Gulfport Energy	A	2.59	1.00
2013-08-01	PHM	Pultegroup	C	-1.89	1.10	PII	Polaris Industries	A	3.00	1.10
2013-08-01	EW	Edwards Lifesciences	D	-2.89	0.60	ALXN	Alexion Pharmaceuticals	A	3.00	0.60
2013-08-01	TXT	Textron	C	-1.85	0.60	LNKD	Linkedin	A	2.60	0.60
2013-08-01	INGR	Ingredion	C	-1.84	0.80	TSLA	Tesla	A	2.83	0.80
2013-08-01	DO	Diamond Offshore Drilling	C	-1.84	0.60	CVI	Cvr Energy	A	2.48	0.60
2013-08-01	WYN	Wyndham Worldwide	C	-1.84	1.50	SBH	Sally Beauty	A	3.00	1.50
2013-08-01	MPC	Marathon Petroleum	C	-1.86	0.80	COG	Cabot Oil & Gas	A	2.40	0.80
2013-09-02	CBL	Cbl & Associates Properties	C	-1.88	1.20	OCN	Ocwen Financial	A	2.99	1.20
2013-09-02	CPT	Camden Property Trust	C	-1.86	0.60	NSM	Nationstar Mortgage	A	2.61	0.60
2013-09-02	VLO	Valero Energy	C	-1.87	0.60	LNG	Cheniere Energy	A	3.00	0.60
2013-09-02	BLL	Ball	C	-1.85	0.80	FLT	Fleetcor Technologies	A	2.68	0.80
2013-09-02	FSLR	First Solar	C	-1.89	0.30	GPOR	Gulfport Energy	A	2.62	0.30
2013-09-02	GGP	Ggp	C	-1.86	0.20	SNV	Synovus Financial Corp	A	2.54	0.20
2013-09-02	AEO	American Eagle Outfitters	D	-2.88	0.90	SBH	Sally Beauty	A	3.00	0.90
2013-09-02	CXW	Corecivic	D	-2.87	1.30	GNW	Genworth Financial	A	2.48	1.30
2013-09-02	HCP	Hcp	D	-2.88	0.70	HHC	The Howard Hughes	A	2.39	0.70
2013-09-02	HFC	Hollyfrontier	C	-1.87	1.00	CVI	Cvr Energy	A	2.42	1.00
2013-09-02	CHS	Chico's Fas	D	-2.87	0.30	LGF	Lion Gate Entmt	A	3.00	0.30
2013-09-02	DGX	Quest Diagnostics	C	-1.85	0.70	ALXN	Alexion Pharmaceuticals	A	3.00	0.70
2013-09-02	PHM	Pultegroup	C	-1.89	1.10	TSLA	Tesla	A	3.00	1.10
2013-09-02	PNW	Pinnacle West Capital	C	-1.85	1.40	NI	Nisource	A	2.62	1.40
2013-09-02	DDS	Hillards	C	-1.86	1.30	NFLX	Netflix	A	2.88	1.30
2013-09-02	HSH	Hillshire Brands	C	-1.85	1.40	PII	Polaris Industries	A	3.00	1.40
2013-09-02	TSO	Tesoro	C	-1.88	0.60	COG	Cabot Oil & Gas	A	2.41	0.60
2013-09-02	VMI	Valmont Industries	C	-1.86	0.80	LNKD	Linkedin	A	2.68	0.80
2013-09-02	INGR	Ingredion	C	-1.86	0.80	KORS	Michael Kors	A	2.51	0.80
2013-09-02	KIM	Kimco Realty	C	-1.87	0.20	EXR	Extra Space Storage	A	2.39	0.20
2013-09-02	AIV	Apartment Investment & Management	C	-1.86	0.90	AMP	Ameriprise Financial	A	2.38	0.90
2013-09-02	DNR	Denbury Resources	C	-1.85	0.70	PXD	Pioneer Natural Resources	A	2.37	0.70
2013-09-02	DO	Diamond Offshore Drilling	C	-1.85	0.60	EQT	Eqst	A	2.32	0.60
2013-09-02	ANF	Abercrombie & Fitch	C	-1.89	0.80	STRZA	Starz	A	2.60	0.80
2013-09-02	WYN	Wyndham Worldwide	C	-1.85	1.50	GRPN	Groupon	A	2.54	1.50
2013-09-02	MPC	Marathon Petroleum	C	-1.87	0.80	DRQ	Dril-quip	A	2.29	0.80
2013-10-01	CBL	Cbl & Associates Properties	D	-2.88	1.10	OCN	Ocwen Financial	A	3.00	1.10
2013-10-01	CPT	Camden Property Trust	C	-1.86	0.50	NSM	Nationstar Mortgage	A	2.69	0.50
2013-10-01	VLO	Valero Energy	C	-1.87	0.60	LNG	Cheniere Energy	A	3.00	0.60
2013-10-01	AVP	Avon Products	C	-1.86	0.80	TSLA	Tesla	A	3.00	0.80
2013-10-01	FSLR	First Solar	C	-1.88	0.30	GPOR	Gulfport Energy	A	2.69	0.30
2013-10-01	AEO	American Eagle Outfitters	D	-2.88	0.90	NFLX	Netflix	A	3.00	0.90

Date	Ticker	Name	R	SM	W (%)	Ticker	Name	R	SM	W (%)
2013-10-01	CXW	Corecivic	D	-2.86	1.40	SNV	Synovus Financial Corp	A	2.57	1.40
2013-10-01	HCP	Hcp	D	-2.87	0.70	GNW	Genworth Financial	A	2.52	0.70
2013-10-01	HFC	Hollyfrontier	C	-1.88	0.70	PXD	Pioneer Natural Resources	A	2.41	0.70
2013-10-01	DGX	Quest Diagnostics	C	-1.84	0.70	ALXN	Alexion Pharmaceuticals	A	3.00	0.70
2013-10-01	PHM	Pultegroup	C	-1.89	1.20	PII	Polaris Industries	A	3.00	1.20
2013-10-01	PNW	Pinnacle West Capital	C	-1.85	1.40	NI	Nisource	A	2.66	1.40
2013-10-01	EPC	Edgewell Personal Care	C	-1.86	1.50	MHK	Mohawk Industries	A	2.55	1.50
2013-10-01	DDS	Dillards	C	-1.86	1.30	LGF	Lion Gate Entmt	A	3.00	1.30
2013-10-01	HSH	Hillshire Brands	C	-1.86	1.30	STZ	Constellation Brands	A	2.54	1.30
2013-10-01	TROW	T Rowe Price	C	-1.85	0.80	HHC	The Howard Hughes	A	2.45	0.80
2013-10-01	VMI	Valmont Industries	C	-1.86	1.40	FLT	Fleetcor Technologies	A	2.74	1.40
2013-10-01	INGR	Ingredion	C	-1.85	0.80	KORS	Michael Kors	A	2.52	0.80
2013-10-01	FD	Macy's	C	-1.86	0.90	STRZA	Starz	A	2.69	0.90
2013-10-01	KIM	Kimco Realty	C	-1.87	0.20	EXR	Extra Space Storage	A	2.44	0.20
2013-10-01	AIV	Apartment Investment & Management	C	-1.86	0.90	AMP	Ameriprise Financial	A	2.41	0.90
2013-10-01	DO	Diamond Offshore Drilling	D	-2.86	0.60	CVI	Cvr Energy	A	2.38	0.60
2013-10-01	ANF	Abercrombie & Fitch	C	-1.89	0.80	GRPN	Groupon	A	2.63	0.80
2013-10-01	MPC	Marathon Petroleum	C	-1.88	0.70	OAS	Oasis Petroleum	A	2.36	0.70
2013-11-01	CBL	Cbl & Associates Properties	D	-2.88	1.10	OCN	Ocwen Financial	A	3.00	1.10
2013-11-01	CPT	Camden Property Trust	D	-2.86	0.50	NSM	Nationstar Mortgage	A	2.62	0.50
2013-11-01	AVP	Avon Products	C	-1.87	0.70	PII	Polaris Industries	A	3.00	0.70
2013-11-01	GMCR	Keurig Green Mountain	C	-1.88	0.60	TSLA	Tesla	A	2.99	0.60
2013-11-01	GPS	Gap	C	-1.87	1.20	NFLX	Netflix	A	3.00	1.20
2013-11-01	HCP	Hcp	D	-2.87	0.60	GNW	Genworth Financial	A	2.58	0.60
2013-11-01	URBN	Urban Outfitters	C	-1.86	0.90	LGF	Lion Gate Entmt	A	3.00	0.90
2013-11-01	PEG	Public Service Enterprise	C	-1.85	0.10	NI	Nisource	A	2.67	0.10
2013-11-01	PHM	Pultegroup	D	-2.88	1.20	STZ	Constellation Brands	A	2.61	1.20
2013-11-01	PNW	Pinnacle West Capital	C	-1.85	1.40	NRG	Nrg Energy	A	2.33	1.40
2013-11-01	EPC	Edgewell Personal Care	C	-1.85	1.50	MHK	Mohawk Industries	A	2.56	1.50
2013-11-01	HSH	Hillshire Brands	C	-1.85	1.40	KORS	Michael Kors	A	2.52	1.40
2013-11-01	TROW	T Rowe Price	C	-1.84	1.70	SNV	Synovus Financial Corp	A	2.55	1.70
2013-11-01	VMI	Valmont Industries	C	-1.86	1.40	FLT	Fleetcor Technologies	A	2.75	1.40
2013-11-01	FD	Macy's	C	-1.85	0.90	STRZA	Starz	A	2.72	0.90
2013-11-01	KIM	Kimco Realty	C	-1.86	0.20	AMP	Ameriprise Financial	A	2.45	0.20
2013-11-01	AIV	Apartment Investment & Management	C	-1.86	0.80	HHC	The Howard Hughes	A	2.45	0.80
2013-11-01	DO	Diamond Offshore Drilling	D	-2.86	0.50	LNG	Cheniere Energy	A	3.00	0.50
2013-11-01	ANF	Abercrombie & Fitch	D	-2.89	0.80	BBY	Best Buy	A	2.63	0.80
2013-11-01	KOS	Kosmos Energy	D	-2.83	0.30	GPOR	Gulfport Energy	A	2.62	0.30
2013-11-01	NSR	Neustar	C	-1.86	0.50	ODFL	Old Dominion Freight Line	A	2.72	0.50
2013-11-01	MPC	Marathon Petroleum	C	-1.87	0.80	PXD	Pioneer Natural Resources	A	2.43	0.80
2013-11-01	TIVO	Tivo	C	-1.89	0.40	N	Netsuite	A	2.63	0.40

Date	Ticker	Name	R	SM	W (%)	Ticker	Name	R	SM	W (%)
2013-12-02	CBL	Cbl & Associates Properties	D	-2.89	1.00	OCN	Ocwen Financial	A	3.00	1.00
2013-12-02	CPT	Camden Property Trust	D	-2.87	0.50	GNW	Genworth Financial	A	2.62	0.50
2013-12-02	MATX	Matson	C	-1.86	0.40	FLT	Fleetcor Technologies	A	2.81	0.40
2013-12-02	AVP	Avon Products	C	-1.88	0.70	PII	Polaris Industries	A	3.00	0.70
2013-12-02	SYMC	Symantec	C	-1.86	0.80	MU	Micron Technology	A	2.65	0.80
2013-12-02	GMCR	Keurig Green Mountain	C	-1.87	0.70	STZ	Constellation Brands	A	2.66	0.70
2013-12-02	GPS	Gap	C	-1.85	1.30	NFLX	Netflix	A	3.00	1.30
2013-12-02	HCP	Hcp	D	-2.89	0.50	SNV	Synovus Financial Corp	A	2.59	0.50
2013-12-02	URBN	Urban Outfitters	D	-2.86	0.80	STRZA	Starz	A	2.67	0.80
2013-12-02	PEG	Public Service Enterprise	C	-1.85	0.10	NI	Nisource	A	2.67	0.10
2013-12-02	PNW	Pinnacle West Capital	C	-1.86	1.30	NVE	NV Energy	A	2.32	1.30
2013-12-02	SJM	Jm Smucker	C	-1.85	1.00	KORS	Michael Kors	A	2.57	1.00
2013-12-02	HSH	Hillshire Brands	C	-1.85	1.40	MHK	Mohawk Industries	A	2.56	1.40
2013-12-02	VMI	Valmont Industries	C	-1.83	1.40	ODFL	Old Dominion Freight Line	A	2.79	1.40
2013-12-02	CDNS	Cadence Design Systems	D	-2.86	1.30	N	Netsuite	A	2.62	1.30
2013-12-02	KIM	Kimco Realty	C	-1.86	0.20	AMP	Ameriprise Financial	A	2.48	0.20
2013-12-02	HNT	Health Net Inc	C	-1.85	0.70	ALXN	Alexion Pharmaceuticals	A	3.00	0.70
2013-12-02	AIV	Apartment Investment & Management	C	-1.87	0.70	LNC	Lincoln National	A	2.45	0.70
2013-12-02	ACM	Aecom	C	-1.86	1.20	ADS	Alliance Data Systems	A	2.68	1.20
2013-12-02	NSR	Neustar	C	-1.85	0.50	KSU	Kansas City Southern	A	2.63	0.50
2013-12-02	TIVO	Tivo	C	-1.88	0.40	SPLK	Splunk	A	2.45	0.40
2014-01-01	CBL	Cbl & Associates Properties	D	-2.89	1.00	OCN	Ocwen Financial	A	3.00	1.00
2014-01-01	CPT	Camden Property Trust	D	-2.87	0.50	GNW	Genworth Financial	A	2.63	0.50
2014-01-01	GME	Gamestop Corp New	C	-1.86	0.40	NFLX	Netflix	A	3.00	0.40
2014-01-01	MATX	Matson	D	-2.85	0.40	ODFL	Old Dominion Freight Line	A	2.82	0.40
2014-01-01	AVP	Avon Products	C	-1.88	0.70	PII	Polaris Industries	A	3.00	0.70
2014-01-01	SYMC	Symantec	C	-1.85	1.50	MU	Micron Technology	A	2.66	1.50
2014-01-01	GMCR	Keurig Green Mountain	C	-1.86	0.70	STZ	Constellation Brands	A	2.65	0.70
2014-01-01	GPS	Gap	C	-1.86	1.20	AAL	American Airlines	A	3.00	1.20
2014-01-01	HCP	Hcp	D	-2.89	0.50	SNV	Synovus Financial Corp	A	2.61	0.50
2014-01-01	URBN	Urban Outfitters	D	-2.86	0.70	SCTY	Solarcity	A	2.89	0.70
2014-01-01	PEG	Public Service Enterprise	C	-1.85	0.10	NI	Nisource	A	2.70	0.10
2014-01-01	PNW	Pinnacle West Capital	C	-1.86	1.20	NRG	Nrg Energy	A	2.33	1.20
2014-01-01	SJM	Jm Smucker	C	-1.85	0.70	MHK	Mohawk Industries	A	2.61	0.70
2014-01-01	KIM	Kimco Realty	C	-1.87	0.20	AMP	Ameriprise Financial	A	2.51	0.20
2014-01-01	HNT	Health Net Inc	C	-1.85	0.70	ALXN	Alexion Pharmaceuticals	A	3.00	0.70
2014-01-01	AIV	Apartment Investment & Management	D	-2.87	0.60	HHC	The Howard Hughes	A	2.46	0.60
2014-01-01	ACM	Aecom	C	-1.86	1.20	FLT	Fleetcor Technologies	A	2.77	1.20
2014-01-01	NSR	Neustar	C	-1.85	0.50	ADS	Alliance Data Systems	A	2.74	0.50
2014-01-01	TIVO	Tivo	C	-1.88	0.40	DDD	3d Systems	A	2.53	0.40
2014-02-03	CBL	Cbl & Associates Properties	D	-2.89	1.00	GNW	Genworth Financial	A	2.58	1.00
2014-02-03	CPT	Camden Property Trust	D	-2.86	0.50	SNV	Synovus Financial Corp	A	2.55	0.50
2014-02-03	GME	Gamestop Corp New	C	-1.90	0.40					

Date	Ticker	Name	R	SM	W (%)	Ticker	Name	R	SM	W (%)
2014-02-03	MATX	Matson	D	-2.86	0.40	ODFL	Old Dominion Freight Line	A	2.80	0.40
2014-02-03	AVP	Avon Products	D	-2.90	0.60					
2014-02-03	SYMC	Symantec	D	-2.86	1.50	SPLK	Splunk	A	2.47	1.50
2014-02-03	PETM	Petsmart	C	-1.87	0.90	NFLX	Netflix	A	3.00	0.90
2014-02-03	CXW	Corecivic	D	-2.86	1.40	HHC	The Howard Hughes	A	2.46	1.40
2014-02-03	GPS	Gap	C	-1.87	1.20	SCTY	Solarcity	A	3.00	1.20
2014-02-03	HCP	Hcp	D	-2.88	0.60	SIVB	Svb Financial	A	2.46	0.60
2014-02-03	KR	Kroger	C	-1.86	1.80	AAL	American Airlines	A	3.00	1.80
2014-02-03	PEG	Public Service Enterprise	C	-1.85	0.10	NI	Nisource	A	2.72	0.10
2014-02-03	PNW	Pinnacle West Capital	D	-2.86	1.30	SRE	Sempra Energy	A	2.31	1.30
2014-02-03	SJM	Jm Smucker	C	-1.86	0.70	PII	Polaris Industries	A	3.00	0.70
2014-02-03	SVU	Supervalu	C	-1.89	0.10	P	Pandora Media	A	2.78	0.10
2014-02-03	DRQ	Dril-quip	C	-1.86	0.80	LNG	Cheniere Energy	A	3.00	0.80
2014-02-03	KIM	Kimco Realty	D	-2.86	0.20	AMP	Ameriprise Financial	A	2.45	0.20
2014-02-03	AGCO	Agco	C	-1.86	1.00	ADS	Alliance Data Systems	A	2.67	1.00
2014-02-03	AIV	Apartment Investment & Management	D	-2.86	0.60	EXR	Extra Space Storage	A	2.42	0.60
2014-02-03	ACM	Aecom	D	-2.87	1.20	HII	Huntington Ingalls Industries	A	2.65	1.20
2014-02-03	DNR	Denbury Resources	D	-2.87	1.10	HP	Helmerich & Payne	A	2.37	1.10
2014-02-03	RMD	Resmed	C	-1.88	1.30	ALXN	Alexion Pharmaceuticals	A	3.00	1.30
2014-02-03	NSR	Neustar	C	-1.90	0.80					
2014-03-03	CBL	Cbl & Associates Properties	D	-2.89	1.00	GNW	Genworth Financial	A	2.62	1.00
2014-03-03	GME	Gamestop Corp New	C	-1.89	1.00	NFLX	Netflix	A	3.00	1.00
2014-03-03	MATX	Matson	D	-2.85	0.40	ODFL	Old Dominion Freight Line	A	2.82	0.40
2014-03-03	AVP	Avon Products	D	-2.90	0.60	PII	Polaris Industries	A	3.00	0.60
2014-03-03	SM	Sm Energy	C	-1.87	0.30	LNG	Cheniere Energy	A	3.00	0.30
2014-03-03	SYMC	Symantec	D	-2.85	1.50	SPLK	Splunk	A	2.56	1.50
2014-03-03	PETM	Petsmart	C	-1.85	1.50	SCTY	Solarcity	A	3.00	1.50
2014-03-03	CXW	Corecivic	D	-2.85	1.50	SNV	Synovus Financial Corp	A	2.59	1.50
2014-03-03	HCP	Hcp	D	-2.88	1.40	HHC	The Howard Hughes	A	2.53	1.40
2014-03-03	CHK	Chesapeake Energy	C	-1.85	1.60	HP	Helmerich & Payne	A	2.42	1.60
2014-03-03	KR	Kroger	C	-1.84	2.00	AAL	American Airlines	A	3.00	2.00
2014-03-03	EPC	Edgewell Personal Care	C	-1.86	1.40	STZ	Constellation Brands	A	2.75	1.40
2014-03-03	SJM	Jm Smucker	D	-2.86	0.70	KORS	Michael Kors	A	2.68	0.70
2014-03-03	SVU	Supervalu	C	-1.87	0.10	P	Pandora Media	A	2.84	0.10
2014-03-03	DRQ	Dril-quip	C	-1.85	1.50	EGN	Energen	A	2.30	1.50
2014-03-03	TR	Tootsie Roll Industries	C	-1.86	0.20	MHK	Mohawk Industries	A	2.57	0.20
2014-03-03	RE	Everest Re	C	-1.85	0.50	SIVB	Svb Financial	A	2.52	0.50
2014-03-03	AGCO	Agco	C	-1.86	0.90	ADS	Alliance Data Systems	A	2.79	0.90
2014-03-03	BG	Bunge	C	-1.84	0.80	DLPH	Delphi Automotive	A	2.56	0.80
2014-03-03	DNR	Denbury Resources	D	-2.86	1.10	XEC	Cimarex Energy	A	2.30	1.10
2014-03-03	CCI	Crown Castle Intl Corp	C	-1.83	0.80	AMP	Ameriprise Financial	A	2.48	0.80
2014-03-03	KOS	Kosmos Energy	C	-1.84	0.10	CLR	Continental Resources	A	2.29	0.10
2014-03-03	RMD	Resmed	C	-1.87	1.30	ALXN	Alexion Pharmaceuticals	A	3.00	1.30
2014-03-03	NSR	Neustar	C	-1.90	0.80	HII	Huntington Ingalls Industries	A	2.75	0.80
2014-04-01	CBL	Cbl & Associates Properties	D	-2.89	1.00	GNW	Genworth Financial	A	2.72	1.00
2014-04-01	GME	Gamestop Corp New	C	-1.88	1.10	SCTY	Solarcity	A	3.00	1.10
2014-04-01	SLM	Slm	C	-1.85	1.50	SNV	Synovus Financial Corp	A	2.59	1.50
2014-04-01	AVP	Avon Products	D	-2.90	0.60	PII	Polaris Industries	A	3.00	0.60

Date	Ticker	Name	R	SM	W (%)	Ticker	Name	R	SM	W (%)
2014-04-01	SM	Sm Energy	C	-1.87	1.20	LNG	Cheniere Energy	A	3.00	1.20
2014-04-01	SYMC	Symantec	D	-2.86	1.40	WDC	Western Digital	A	2.47	1.40
2014-04-01	PETM	Petsmart	D	-2.85	1.50	AAL	American Airlines	A	3.00	1.50
2014-04-01	CXW	Corecivic	D	-2.86	1.30	HHC	The Howard Hughes	A	2.55	1.30
2014-04-01	CHK	Chesapeake Energy	C	-1.85	1.60	HP	Helmerich & Payne	A	2.46	1.60
2014-04-01	MENT	Mentor Graphics	C	-1.85	0.00	LXK	Lexmark Intl	A	2.47	0.00
2014-04-01	PCH	Potlatch Corp	D	-2.85	0.10	SIVB	Svb Financial	A	2.55	0.10
2014-04-01	EPC	Edgewell Personal Care	C	-1.85	1.50	STZ	Constellation Brands	A	2.79	1.50
2014-04-01	SJM	Jm Smucker	D	-2.86	0.70	KORS	Michael Kors	A	2.66	0.70
2014-04-01	SVU	Supervalu	C	-1.86	0.10	STRZA	Starz	A	2.80	0.10
2014-04-01	TR	Tootsie Roll Industries	D	-2.85	0.20	DLPH	Delphi Automotive	A	2.59	0.20
2014-04-01	WY	Weyerhaeuser	C	-1.85	0.10	AMP	Ameriprise Financial	A	2.50	0.10
2014-04-01	AMG	Affiliated Managers	C	-1.84	0.00	ETFC	Etrade Financial	A	2.48	0.00
2014-04-01	RE	Everest Re	C	-1.84	0.50	CBOE	Cboe	A	2.47	0.50
2014-04-01	BBBY	Bed Bath & Beyond	D	-2.86	1.70	DAL	Delta Air Lines	A	2.70	1.70
2014-04-01	AGCO	Agco	C	-1.86	1.00	ODFL	Old Dominion Freight Line	A	2.88	1.00
2014-04-01	BG	Bunge	C	-1.84	0.80	MHK	Mohawk Industries	A	2.56	0.80
2014-04-01	DNR	Denbury Resources	D	-2.86	1.10	XEC	Cimarex Energy	A	2.30	1.10
2014-04-01	ANSS	Ansys	C	-1.86	0.90	CSC	Computer Sciences	A	2.46	0.90
2014-04-01	WOR	Worthington Industries	C	-1.85	1.20	GRA	W R Grace	A	2.85	1.20
2014-04-01	KOS	Kosmos Energy	C	-1.84	0.10	CLR	Continental Resources	A	2.30	0.10
2014-04-01	RMD	Resmed	D	-2.87	1.30	ALXN	Alexion Pharmaceuticals	A	3.00	1.30
2014-04-01	NSR	Neustar	D	-2.90	0.50	MDVN	Medivation	A	3.00	0.50
2014-04-01	ZTS	Zoetis	D	-2.86	0.50	AAL	American Airlines	A	3.00	1.00
2014-05-01	GME	Gamestop Corp New	C	-1.89	1.00	ODFL	Old Dominion Freight Line	A	2.93	0.70
2014-05-01	PKG	Packaging Corp Of America	C	-1.85	0.70	GNW	Genworth Financial	A	2.73	0.80
2014-05-01	SLM	Slm	C	-1.84	0.80	HII	Huntington Ingalls Industries	A	2.75	0.40
2014-05-01	MATX	Matson	D	-2.84	0.40	CSC	Computer Sciences	A	2.44	1.30
2014-05-01	AVP	Avon Products	D	-2.91	0.50	ALXN	Alexion Pharmaceuticals	A	3.00	0.30
2014-05-01	CA	Ca	C	-1.85	1.30	LNG	Cheniere Energy	A	3.00	1.40
2014-05-01	CI	Cigna	C	-1.85	0.30	PBI	Pitney Bowes	A	2.43	0.40
2014-05-01	SM	Sm Energy	C	-1.87	1.40	LXK	Lexmark Intl	A	2.42	1.20
2014-05-01	VRSN	Verisign	C	-1.87	0.40	SCTY	Solarcity	A	2.85	1.50
2014-05-01	SYMC	Symantec	D	-2.86	1.20	HHC	The Howard Hughes	A	2.55	1.40
2014-05-01	PETM	Petsmart	D	-2.86	1.50	MDVN	Medivation	A	3.00	0.70
2014-05-01	CXW	Corecivic	D	-2.86	1.40	WDC	Western Digital	A	2.41	0.00
2014-05-01		Hill-Rom Holdings	C	-1.86	0.70	AMP	Ameriprise Financial	A	2.50	0.50
2014-05-01	MENT	Mentor Graphics	C	-1.86	0.00	PII	Polaris Industries	A	3.00	0.70
2014-05-01	PCH	Potlatch Corp	D	-2.85	0.50	KORS	Michael Kors	A	2.64	0.20
2014-05-01	SJM	Jm Smucker	D	-2.86	0.70	URI	United Rentals	A	2.57	1.50
2014-05-01	TR	Tootsie Roll Industries	D	-2.86	0.20	EXR	Extra Space Storage	A	2.49	0.40
2014-05-01	MTD	Mettler Toledo International	C	-1.85	1.50	DAL	Delta Air Lines	A	2.72	1.60
2014-05-01	AMG	Affiliated Managers	C	-1.85	0.40	AOS	A.o.smith	A	2.52	0.20
2014-05-01	BBBY	Bed Bath & Beyond	D	-2.87	1.60	DLPH	Delphi Automotive	A	2.57	0.80
2014-05-01	AGCO	Agco	C	-1.86	0.20	MRVL	Marvell Technology	A	2.37	0.80
2014-05-01	BG	Bunge	C	-1.85	0.80	GRA	W R Grace	A	2.78	1.30
2014-05-01	ANSS	Ansys	C	-1.87	0.80	ILMN	Illumina	A	2.57	0.60
2014-05-01	WOR	Worthington Industries	C	-1.86	1.30					
2014-05-01	CFN	CareFusion Corporation	C	-1.84	0.60					

Date	Ticker	Name	R	SM	W (%)	Ticker	Name	R	SM	W (%)
2014-05-01	KOS	Kosmos Energy	C	-1.84	0.10	HP	Helmerich & Payne	A	2.45	0.10
2014-05-01	DG	Dollar General	C	-1.85	0.90	STRZA	Starz	A	2.70	0.90
2014-05-01	NSR	Neustar	D	-2.92	0.40					
2014-05-01	ZTS	Zoetis	D	-2.85	0.50	ALKS	Alkermes	A	2.57	0.50
2014-06-02	GME	Gamestop Corp New	D	-2.89	0.90	AAL	American Airlines	A	3.00	0.90
2014-06-02	LECO	Lincoln Electric	C	-1.85	1.20	ODFL	Old Dominion Freight Line	A	2.98	1.20
2014-06-02	PKG	Packaging Corp Of America	C	-1.84	0.80	URI	United Rentals	A	2.62	0.80
2014-06-02	MATX	Matson	D	-2.84	0.40	AOS	A.o.smith	A	2.55	0.40
2014-06-02	CA	Ca	C	-1.86	1.20	CSC	Computer Sciences	A	2.46	1.20
2014-06-02	SM	Sm Energy	C	-1.86	1.40	LNG	Cheniere Energy	A	3.00	1.40
2014-06-02	VRSN	Verisign	C	-1.87	0.40	PBI	Pitney Bowes	A	2.45	0.40
2014-06-02	PETM	Petsmart	D	-2.88	1.30	DAL	Delta Air Lines	A	2.79	1.30
2014-06-02	CXW	Corecivic	D	-2.86	1.40	GNW	Genworth Financial	A	2.70	1.40
2014-06-02	GPS	Gap	C	-1.84	0.50	CAR	Avis Budget	A	2.74	0.50
2014-06-02	HSY	The Hershey	C	-1.85	0.50	PII	Polaris Industries	A	3.00	0.50
2014-06-02	HXL	Hexcel	C	-1.85	0.80	WAB	Westinghouse Air Brake Technologies	A	2.53	0.80
2014-06-02	MAS	Masco	C	-1.85	1.40	CFX	Colfax	A	2.50	1.40
2014-06-02	MENT	Mentor Graphics	C	-1.84	0.00	WDC	Western Digital	A	2.44	0.00
2014-06-02	TR	Tootsie Roll Industries	D	-2.86	0.20	KORS	Michael Kors	A	2.65	0.20
2014-06-02	MTD	Mettler Toledo International	C	-1.84	1.60	IR	Ingersoll-rand	A	2.48	1.60
2014-06-02	AMG	Affiliated Managers	C	-1.85	0.40	HHC	The Howard Hughes	A	2.56	0.40
2014-06-02	AES	Aes	C	-1.85	0.30	NI	Nisource	A	2.80	0.30
2014-06-02	BBBY	Bed Bath & Beyond	D	-2.87	1.50	STRZA	Starz	A	2.73	1.50
2014-06-02	NTAP	Netapp	D	-2.86	1.60	LXK	Lexmark Intl	A	2.44	1.60
2014-06-02	ANSS	Ansys	D	-2.86	0.80	MRVL	Marvell Technology	A	2.37	0.80
2014-06-02	KOS	Kosmos Energy	C	-1.85	0.10	HP	Helmerich & Payne	A	2.46	0.10
2014-06-02	DG	Dollar General	C	-1.86	0.80	UHAL	Amerco	A	2.58	0.80
2014-06-02	NSR	Neustar	D	-2.92	0.40					
2014-07-01	GME	Gamestop Corp New	D	-2.88	1.00	RAD	Rite Aid	A	3.00	1.00
2014-07-01	LECO	Lincoln Electric	C	-1.84	1.30	URI	United Rentals	A	2.66	1.30
2014-07-01	PKG	Packaging Corp Of America	C	-1.84	0.80	WAB	Westinghouse Air Brake Technologies	A	2.55	0.80
2014-07-01	WDR	Waddell & Reed Financial	C	-1.86	1.50	GNW	Genworth Financial	A	2.71	1.50
2014-07-01	CA	Ca	D	-2.86	1.20	WFR	SunEdison	A	3.00	1.20
2014-07-01	VRSN	Verisign	C	-1.87	0.40	LXK	Lexmark Intl	A	2.48	0.40
2014-07-01	PETM	Petsmart	D	-2.87	1.30	SAVE	Spirit Airlines	A	3.00	1.30
2014-07-01	GPS	Gap	C	-1.84	0.50	CAR	Avis Budget	A	2.78	0.50
2014-07-01	HSY	The Hershey	C	-1.85	0.50	PII	Polaris Industries	A	3.00	0.50
2014-07-01	HXL	Hexcel	C	-1.85	0.80	AOS	A.o.smith	A	2.55	0.80
2014-07-01	MAS	Masco	C	-1.84	1.40	IR	Ingersoll-rand	A	2.51	1.40
2014-07-01	MENT	Mentor Graphics	C	-1.83	0.00	CSC	Computer Sciences	A	2.47	0.00
2014-07-01	SMG	The Scotts Miracle-gro	C	-1.85	1.30	WLK	Westlake Chemical	A	2.58	1.30
2014-07-01	DRQ	Dril-quip	C	-1.84	1.40	LNG	Cheniere Energy	A	3.00	1.40
2014-07-01	BBBY	Bed Bath & Beyond	D	-2.88	1.40	UHAL	Amerco	A	2.61	1.40
2014-07-01	TSN	Tyson Foods	C	-1.86	1.40	KORS	Michael Kors	A	2.62	1.40
2014-07-01	NTAP	Netapp	D	-2.87	1.50	WDC	Western Digital	A	2.47	1.50
2014-07-01	ANSS	Ansys	D	-2.86	0.80	PBI	Pitney Bowes	A	2.44	0.80
2014-07-01	NSR	Neustar	D	-2.92	0.40					
2014-07-01	HII	Huntington Ingalls Industries	C	-1.85	0.80	CFX	Colfax	A	2.50	0.80
2014-08-01	CVG	Convergys	C	-1.86	0.10	URI	United Rentals	A	2.65	0.10
2014-08-01	LECO	Lincoln Electric	C	-1.85	1.30	WAB	Westinghouse Air Brake Technologies	A	2.54	1.30
2014-08-01	PKG	Packaging Corp Of America	C	-1.85	0.70	AOS	A.o.smith	A	2.52	0.70
2014-08-01	WDR	Waddell & Reed Financial	C	-1.88	1.30	HHC	The Howard Hughes	A	2.56	1.30
2014-08-01	CA	Ca	D	-2.86	1.20	WFR	SunEdison	A	3.00	1.20

Date	Ticker	Name	R	SM	W (%)	Ticker	Name	R	SM	W (%)
2014-08-01	EQT	Eq	C	-1.86	1.60	LNG	Cheniere Energy	A	3.00	1.60
2014-08-01	GPS	Gap	C	-1.85	0.50	RAD	Rite Aid	A	3.00	0.50
2014-08-01	HSY	The Hershey	C	-1.86	0.50	PII	Polaris Industries	A	3.00	0.50
2014-08-01	HXL	Hexcel	C	-1.87	0.70	IR	Ingersoll-rand	A	2.48	0.70
2014-08-01	MAS	Masco	C	-1.85	1.40	ITT	ITT	A	2.46	1.40
2014-08-01	MENT	Mentor Graphics	D	-2.85	0.00	WDC	Western Digital	A	2.50	0.00
2014-08-01	SMG	The Scotts Miracle-gro	C	-1.86	1.20	WLK	Westlake Chemical	A	2.60	1.20
2014-08-01	UTHR	United Therapeutics	C	-1.87	1.40	MDVN	Medivation	A	3.00	1.40
2014-08-01	DRQ	Dril-quip	D	-2.86	1.40	SPWR	Sunpower	A	3.00	1.40
2014-08-01	WEC	Wec Energy	C	-1.85	1.50	NI	Nisource	A	2.79	1.50
2014-08-01	BSX	Boston Scientific	C	-1.85	1.60	ICPT	Intercept Pharmaceuticals	A	3.00	1.60
2014-08-01	BBBY	Bed Bath & Beyond	D	-2.87	1.50	SAVE	Spirit Airlines	A	3.00	1.50
2014-08-01	TSN	Tyson Foods	C	-1.86	1.40	KORS	Michael Kors	A	2.57	1.40
2014-08-01	BKU	Bankunited	C	-1.85	0.10	AMP	Ameriprise Financial	A	2.53	0.10
2014-08-01	NSR	Neustar	D	-2.92	0.40					
2014-08-01	MPC	Marathon Petroleum	C	-1.86	0.40	TRGP	Targa Resources	A	2.87	0.40
2014-08-01	HII	Huntington Ingalls Industries	C	-1.86	1.40	R	Ryder System	A	2.43	1.40
2014-09-01	CVG	Convergys	C	-1.86	0.10	URI	United Rentals	A	2.72	0.10
2014-09-01	PKG	Packaging Corp Of America	C	-1.85	0.70	WAB	Westinghouse Air Brake Technologies	A	2.55	0.70
2014-09-01	ROK	Rockwell Automation	C	-1.85	0.70	AOS	A.o.smith	A	2.54	0.70
2014-09-01	WDR	Waddell & Reed Financial	C	-1.88	1.40	HHC	The Howard Hughes	A	2.61	1.40
2014-09-01	CA	Ca	D	-2.86	1.10	WFR	SunEdison	A	3.00	1.10
2014-09-01	CBT	Cabot	C	-1.85	0.60	WLK	Westlake Chemical	A	2.67	0.60
2014-09-01	EQT	Eq	C	-1.85	1.60	LNG	Cheniere Energy	A	3.00	1.60
2014-09-01	HRS	Harris	C	-1.85	0.20	WDC	Western Digital	A	2.51	0.20
2014-09-01	HSY	The Hershey	C	-1.86	0.50	PII	Polaris Industries	A	3.00	0.50
2014-09-01	HXL	Hexcel	C	-1.85	0.70	IR	Ingersoll-rand	A	2.49	0.70
2014-09-01	LLL	L3 Technologies	C	-1.86	0.90	ITT	ITT	A	2.48	0.90
2014-09-01	MAN	Manpower Rg	C	-1.85	0.80	R	Ryder System	A	2.45	0.80
2014-09-01	SMG	The Scotts Miracle-gro	C	-1.85	1.10	NEU	Newmarket	A	2.47	1.10
2014-09-01	UTHR	United Therapeutics	C	-1.83	1.80	MDVN	Medivation	A	3.00	1.80
2014-09-01	DRQ	Dril-quip	D	-2.85	0.50	SPWR	Sunpower	A	3.00	0.50
2014-09-01	WEC	Wec Energy	C	-1.85	1.50	NI	Nisource	A	2.84	1.50
2014-09-01	BSX	Boston Scientific	C	-1.85	1.50	ICPT	Intercept Pharmaceuticals	A	3.00	1.50
2014-09-01	TSN	Tyson Foods	C	-1.86	1.40	VC	Visteon	A	2.59	1.40
2014-09-01	BKU	Bankunited	C	-1.85	0.10	AMP	Ameriprise Financial	A	2.56	0.10
2014-09-01	MPC	Marathon Petroleum	C	-1.84	0.40	TRGP	Targa Resources	A	2.94	0.40
2014-09-01	HII	Huntington Ingalls Industries	C	-1.84	1.50	TTC	Toro	A	2.45	1.50
2014-10-01	CVG	Convergys	D	-2.87	0.10	URI	United Rentals	A	2.64	0.10
2014-10-01	PKG	Packaging Corp Of America	C	-1.86	0.70	WAB	Westinghouse Air Brake Technologies	A	2.52	0.70
2014-10-01	ROK	Rockwell Automation	C	-1.86	0.70	AOS	A.o.smith	A	2.51	0.70
2014-10-01	WDR	Waddell & Reed Financial	D	-2.89	1.40	HHC	The Howard Hughes	A	2.55	1.40
2014-10-01	CA	Ca	D	-2.87	1.10	WDC	Western Digital	A	2.47	1.10
2014-10-01	CBT	Cabot	C	-1.86	0.60	NEU	Newmarket	A	2.43	0.60
2014-10-01	CMC	Commercial Metals	D	-2.87	0.70	RPM	Rpm International	A	2.42	0.70
2014-10-01	EQT	Eq	C	-1.86	1.50	LNG	Cheniere Energy	A	3.00	1.50
2014-10-01	CHK	Chesapeake Energy	C	-1.87	1.00	TRGP	Targa Resources	A	2.93	1.00
2014-10-01	HRS	Harris	C	-1.86	0.20	CSC	Computer Sciences	A	2.44	0.20
2014-10-01	HSY	The Hershey	D	-2.85	0.50	PII	Polaris Industries	A	3.00	0.50
2014-10-01	HXL	Hexcel	D	-2.86	0.70	ITT	ITT	A	2.44	0.70
2014-10-01	IDA	Idacorp	C	-1.85	0.10	NI	Nisource	A	2.87	0.10
2014-10-01	IFF	International Flavors & Fragrances	C	-1.85	0.70	X	United States Steel	A	2.38	0.70

Date	Ticker	Name	R	SM	W (%)	Ticker	Name	R	SM	W (%)
2014-10-01	LLL	L3 Technologies	C	-1.85	1.00	R	Ryder System	A	2.44	1.00
2014-10-01	KEY	Keycorp	C	-1.85	1.50	AMP	Ameriprise Financial	A	2.53	1.50
2014-10-01	MAN	Manpower Rg	D	-2.87	0.70	TTC	Toro	A	2.43	0.70
2014-10-01	ALGN	Align Technology	C	-1.85	0.60	MDVN	Medivation	A	3.00	0.60
2014-10-01	SMG	The Scotts Miracle-gro	D	-2.86	1.10	AA	Alcoa	A	2.34	1.10
2014-10-01	SPXC	Spx	C	-1.87	1.30	SPR	Spirit Aerosystems	A	2.43	1.30
2014-10-01	STI	Suntrust Banks	C	-1.85	1.30	EXR	Extra Space Storage	A	2.48	1.30
2014-10-01	DRQ	Dril-quip	D	-2.88	0.50	HP	Helmerich & Payne	A	2.40	0.50
2014-10-01	WEC	Wec Energy	C	-1.85	1.50	SRE	Sempra Energy	A	2.35	1.50
2014-10-01	BSX	Boston Scientific	C	-1.86	1.50	ICPT	Intercept Pharmaceuticals	A	3.00	1.50
2014-10-01	AES	Aes	C	-1.85	0.30	UGI	Ugi	A	2.32	0.30
2014-10-01	A	Agilent Technologies	C	-1.85	1.30	CTAS	Cintas	A	2.43	1.30
2014-10-01	DST	Dst Systems	C	-1.86	1.30	AVGO	Avago Technologies	A	2.42	1.30
2014-10-01	TSN	Tyson Foods	C	-1.85	1.50	VC	Visteon	A	2.57	1.50
2014-10-01	DNR	Denbury Resources	D	-2.87	0.40	ATHL	Athlon Energy	A	2.37	0.40
2014-10-01	WOR	Worthington Industries	C	-1.86	1.20	SIAL	Sigma Aldrich	A	2.34	1.20
2014-10-01	KOS	Kosmos Energy	D	-2.85	0.30	XEC	Cimarex Energy	A	2.32	0.30
2014-10-01	BKU	Bankunited	C	-1.86	0.10	SIVB	Svb Financial	A	2.46	0.10
2014-11-03	CVD	Covance Inc	D	-2.84	1.30	MDVN	Medivation	A	3.00	1.30
2014-11-03	CVG	Convergys	D	-2.85	0.10	URI	United Rentals	A	2.68	0.10
2014-11-03	GME	Gamestop Corp New	C	-1.84	1.00	SAVE	Spirit Airlines	A	3.00	1.00
2014-11-03	ROK	Rockwell Automation	D	-2.86	0.70	AOS	A.o.smith	A	2.58	0.70
2014-11-03	WDR	Waddell & Reed Financial	D	-2.90	1.30	AMP	Ameriprise Financial	A	2.56	1.30
2014-11-03	CA	Ca	D	-2.86	1.10	WDC	Western Digital	A	2.50	1.10
2014-11-03	CBT	Cabot	C	-1.87	0.50	NEU	Newmarket	A	2.44	0.50
2014-11-03	CMC	Commercial Metals	D	-2.86	0.70	RPM	Rpm International	A	2.43	0.70
2014-11-03	RNR	Renaissancere	C	-1.84	0.50	EXR	Extra Space Storage	A	2.55	0.50
2014-11-03	EQT	Eq	C	-1.86	1.50	TRGP	Targa Resources	A	2.86	1.50
2014-11-03	FITB	Fifth Third Bancorp	D	-2.86	0.20	SIVB	Svb Financial	A	2.47	0.20
2014-11-03	NFX	Newfield Exploration	C	-1.88	0.40	ATHL	Athlon Energy	A	2.37	0.40
2014-11-03	HAR	Harman Ind Inc	C	-1.85	0.10	PII	Polaris Industries	A	3.00	0.10
2014-11-03	PTEN	Patterson-uti Energy	C	-1.90	0.40	HP	Helmerich & Payne	A	2.36	0.40
2014-11-03	CHK	Chesapeake Energy	D	-2.88	1.00	GLNG	Golar Lng	A	2.28	1.00
2014-11-03	HRS	Harris	C	-1.85	0.20	CSC	Computer Sciences	A	2.45	0.20
2014-11-03	HSY	The Hershey International	D	-2.85	0.50	JAH	Jarden	A	2.57	0.50
2014-11-03	IFF	Flavors & Fragrances	C	-1.84	0.70	X	United States Steel	A	2.40	0.70
2014-11-03	LLL	L3 Technologies	C	-1.84	0.20	SPR	Spirit Aerosystems	A	2.46	0.20
2014-11-03	KEY	Keycorp	C	-1.85	1.50	PL	Protective Life	A	2.47	1.50
2014-11-03	ARRS	ARRIS Group	C	-1.86	0.90	IHS	IHS Cl A	A	2.45	0.90
2014-11-03	MAN	Manpower Rg	D	-2.87	0.70	CTAS	Cintas	A	2.45	0.70
2014-11-03	ALGN	Align Technology	D	-2.85	0.60	CNC	Centene	A	2.75	0.60
2014-11-03	SPXC	Spx	C	-1.86	1.40	R	Ryder System	A	2.44	1.40
2014-11-03	STI	Suntrust Banks	C	-1.84	1.20	EFX	Equifax	A	2.43	1.20
2014-11-03	DRQ	Dril-quip	D	-2.88	0.40	CLR	Continental Resources	A	2.27	0.40
2014-11-03	NBR	Nabors Industries	C	-1.90	0.30	NI	Nisource	A	2.90	0.30
2014-11-03	AES	Aes	D	-2.85	0.30	UHAL	Amerco	A	2.57	0.50
2014-11-03	CPA	Copa	D	-2.88	0.50	PANW	Palo Alto Networks	A	2.43	1.50
2014-11-03	MU	Micron Technology	C	-1.84	1.50	HCA	Hca	A	2.66	0.40
2014-11-03	MYGN	Myriad Genetics	C	-1.84	0.40	TSO	Tesoro	A	2.26	0.30
2014-11-03	DNR	Denbury Resources	D	-2.89	0.30	AVGO	Avago Technologies	A	2.42	1.70
2014-11-03	SNDK	Sandisk Corp	C	-1.85	1.70	AA	Alcoa	A	2.37	1.20
2014-11-03	WOR	Worthington Industries	D	-2.85	1.20					

Date	Ticker	Name	R	SM	W (%)	Ticker	Name	R	SM	W (%)
2014-11-03	KOS	Kosmos Energy	D	-2.86	0.20	DRC	Dresser-Rand Group	A	2.26	0.20
2014-11-03	BKU	Bankunited	D	-2.86	0.10	PFG	Principal Financial	A	2.41	0.10
2014-11-03	WLK	Westlake Chemical	C	-1.88	0.40	SIAL	Sigma Aldrich	A	2.34	0.40
2014-12-01	GME	Gamestop Corp New	C	-1.87	0.80	SAVE	Spirit Airlines	A	3.00	0.80
2014-12-01	ROK	Rockwell Automation	D	-2.85	0.70	URI	United Rentals	A	2.65	0.70
2014-12-01	WDR	Waddell & Reed Financial	D	-2.90	1.30	AMP	Ameriprise Financial	A	2.58	1.30
2014-12-01	CBT	Cabot	D	-2.88	0.40	RPM	Rpm International	A	2.45	0.40
2014-12-01	CMC	Commercial Metals	D	-2.87	0.60	AA	Alcoa	A	2.37	0.60
2014-12-01	SM	Sm Energy	D	-2.93	0.80					
2014-12-01	RNR	Renaissancere	C	-1.85	0.50	EXR	Extra Space Storage	A	2.56	0.50
2014-12-01	EQT	Eq	C	-1.86	1.50	TRGP	Targa Resources	A	2.67	1.50
2014-12-01	FITB	Fifth Third Bancorp	D	-2.86	0.20	PL	Protective Life	A	2.47	0.20
2014-12-01	NFX	Newfield Exploration	C	-1.90	0.30					
2014-12-01	HAR	Harman Ind Inc	C	-1.85	0.10	PII	Polaris Industries	A	3.00	0.10
2014-12-01	PTEN	Patterson-uti Energy	C	-1.92	0.30					
2014-12-01	CHK	Chesapeake Energy International	D	-2.89	0.90	HP	Helmerich & Payne	A	2.29	0.90
2014-12-01	IFF	Flavors & Fragrances	C	-1.84	0.70	SIAL	Sigma Aldrich	A	2.34	0.70
2014-12-01	KEY	Keycorp	C	-1.84	1.40	EFX	Equifax	A	2.45	1.40
2014-12-01	ARRS	ARRIS Group	C	-1.86	0.90	BKW	Burger King Worldwide	A	2.44	0.90
2014-12-01	MAN	Manpower Rg	D	-2.87	0.70	AOS	A.o.smith	A	2.59	0.70
2014-12-01	SPXC	Spx	D	-2.87	1.30	SPR	Spirit Aerosystems	A	2.48	1.30
2014-12-01	DRQ	Dril-quip	D	-2.89	0.40	TSO	Tesoro	A	2.26	0.40
2014-12-01	JNPR	Juniper Networks	D	-2.87	0.30	WDC	Western Digital	A	2.51	0.30
2014-12-01	NBR	Nabors Industries	C	-1.93	0.20					
2014-12-01	AMG	Affiliated Managers	C	-1.84	0.60	PFG	Principal Financial	A	2.41	0.60
2014-12-01	AES	Aes	D	-2.85	0.30	NI	Nisource	A	2.88	0.30
2014-12-01	CPA	Copa	D	-2.89	0.40	UHAL	Amerco	A	2.58	0.40
2014-12-01	MYGN	Myriad Genetics	C	-1.87	0.30	MDVN	Medivation	A	3.00	0.30
2014-12-01	DNR	Denbury Resources	D	-2.93	0.20					
2014-12-01	WOR	Worthington Industries	D	-2.86	1.10	X	United States Steel	A	2.32	1.10
2014-12-01	KOS	Kosmos Energy	D	-2.86	0.20	DRC	Dresser-Rand Group	A	2.25	0.20
2014-12-01	BKU	Bankunited	D	-2.86	0.10	THG	The Hanover Insurance	A	2.38	0.10
2014-12-01	WLK	Westlake Chemical	C	-1.89	0.40	CF	Cf Industries	A	2.26	0.40
2014-12-01	NSR	Neustar	D	-2.85	0.40	R	Ryder System	A	2.46	0.40
2014-12-01	RF	Regions Financial	D	-2.86	0.20	LAZ	Lazard	A	2.37	0.20
2015-01-01	GME	Gamestop Corp New	D	-2.88	0.80	SAVE	Spirit Airlines	A	3.00	0.80
2015-01-01	WDR	Waddell & Reed Financial	D	-2.89	1.40	AMP	Ameriprise Financial	A	2.59	1.40
2015-01-01	CBT	Cabot	D	-2.88	0.50	RPM	Rpm International	A	2.48	0.50
2015-01-01	CMC	Commercial Metals	D	-2.87	0.60	AA	Alcoa	A	2.34	0.60
2015-01-01	SM	Sm Energy	D	-2.93	0.80					
2015-01-01	RNR	Renaissancere	C	-1.85	0.50	EXR	Extra Space Storage	A	2.55	0.50
2015-01-01	EQT	Eq	C	-1.89	1.10	TRGP	Targa Resources	A	2.72	1.10
2015-01-01	NFX	Newfield Exploration	C	-1.90	0.30	DRC	Dresser-Rand Group	A	2.25	0.30
2015-01-01	HAR	Harman Ind Inc	C	-1.85	0.10	PII	Polaris Industries	A	3.00	0.10
2015-01-01	CHK	Chesapeake Energy	D	-2.89	0.20	GLNG	Golar Lng	A	2.18	0.20
2015-01-01	KEX	Kirby	D	-2.89	0.30	URI	United Rentals	A	2.62	0.30
2015-01-01	KEY	Keycorp	C	-1.83	1.50	MHFI	McGraw Hill Fin	A	2.54	1.50
2015-01-01	ARRS	ARRIS Group	C	-1.86	0.90	RKT	Rock-Tenn Co	A	2.23	0.90
2015-01-01	MAN	Manpower Rg	D	-2.87	0.70	AOS	A.o.smith	A	2.62	0.70
2015-01-01	SPXC	Spx	D	-2.87	1.40	CTAS	Cintas	A	2.49	1.40
2015-01-01	JNPR	Juniper Networks	D	-2.87	0.30	WDC	Western Digital	A	2.55	0.30
2015-01-01	NBR	Nabors Industries	D	-2.93	0.20					

Date	Ticker	Name	R	SM	W (%)	Ticker	Name	R	SM	W (%)
2015-01-01	AES	Aes	D	-2.84	0.30	NI	Nisource	A	2.90	0.30
2015-01-01	CMA	Comerica	D	-2.85	0.90	PL	Protective Life	A	2.47	0.90
2015-01-01	BRKR	Bruker	D	-2.87	0.30	MDVN	Medivation	A	3.00	0.30
2015-01-01	DNR	Denbury Resources	D	-2.93	0.20					
2015-01-01	CAR	Avis Budget	C	-1.84	0.70	RCL	Royal Caribbean Cruises	A	2.61	0.70
2015-01-01	IHS	IHS Cl A	C	-1.87	1.30	ASH	Ashland	A	2.21	1.30
2015-01-01	PKI	Perkinelmer	C	-1.85	0.80	SPR	Spirit Aerosystems	A	2.48	0.80
2015-01-01	WOR	Worthington Industries	D	-2.89	0.50	SIAL	Sigma Aldrich	A	2.34	0.50
2015-01-01	KOS	Kosmos Energy	D	-2.86	0.20	OGE	Oge Energy	A	2.17	0.20
2015-01-01	BKU	Bankunited	D	-2.86	0.10	EFX	Equifax	A	2.46	0.10
2015-01-01	LEA	Lear	C	-1.84	1.50	JAH	Jarden	A	2.62	1.50
2015-01-01	WLK	Westlake Chemical	C	-1.90	0.30	CF	Cf Industries	A	2.27	0.30
2015-01-01	NWSA	News	D	-2.86	0.20	UHAL	Amerco	A	2.59	0.20
2015-02-02	CVG	Convergys	D	-2.85	0.10	LII	Lennox International	A	2.66	0.10
2015-02-02	GME	Gamestop Corp New	D	-2.86	0.70	SAVE	Spirit Airlines	A	3.00	0.70
2015-02-02	WDR	Waddell & Reed Financial	D	-2.90	1.30					
2015-02-02	CBT	Cabot	D	-2.88	0.40	RPM	Rpm International	A	2.45	0.40
2015-02-02	CMC	Commercial Metals	D	-2.89	0.50	AA	Alcoa	A	2.35	0.50
2015-02-02	RNR	Renaissancere	C	-1.85	0.50	EXR	Extra Space Storage	A	2.62	0.50
2015-02-02	EQT	Eq	D	-2.89	1.10	TRGP	Targa Resources	A	2.62	1.10
2015-02-02	FITB	Fifth Third Bancorp	D	-2.86	0.20	AMP	Ameriprise Financial	A	2.57	0.20
2015-02-02	FMC	Fmc	D	-2.88	0.10	SIAL	Sigma Aldrich	A	2.34	0.10
2015-02-02	NFX	Newfield Exploration	C	-1.89	0.40	DRC	Dresser-Rand Group	A	2.25	0.40
2015-02-02	DECK	Deckers Outdoor	C	-1.88	0.70	PII	Polaris Industries	A	3.00	0.70
2015-02-02	KEX	Kirby	D	-2.90	0.30	AOS	A.o.smith	A	2.66	0.30
2015-02-02	ARRS	ARRIS Group	C	-1.88	0.80	RKT	Rock-Tenn Co	A	2.25	0.80
2015-02-02	OKE	Oneok	D	-2.89	0.70	NI	Nisource	A	2.93	0.70
2015-02-02	PCH	Potlatch Corp	C	-1.85	0.10	MHFI	McGraw Hill Fin	A	2.54	0.10
2015-02-02	SPXC	Spx	D	-2.87	1.40	SPR	Spirit Aerosystems	A	2.52	1.40
2015-02-02	TKR	Timken	C	-1.87	0.00	URI	United Rentals	A	2.52	0.00
2015-02-02	TRN	Trinity Industries	D	-2.91	0.60					
2015-02-02	UNM	Unum	D	-2.85	0.80	EFX	Equifax	A	2.48	0.80
2015-02-02	AES	Aes	D	-2.86	0.20	SRE	Sempra Energy	A	2.38	0.20
2015-02-02	CATY	Cathay General Bancorp	C	-1.85	0.30	LM	Legg Mason	A	2.37	0.30
2015-02-02	CMA	Comerica	D	-2.86	0.90	THG	The Hanover Insurance	A	2.37	0.90
2015-02-02	BRKR	Bruker	D	-2.84	0.30	MDVN	Medivation	A	3.00	0.30
2015-02-02	MCO	Moody's	C	-1.85	1.60	NDAQ	Nasdaq	A	2.37	1.60
2015-02-02	DNR	Denbury Resources	D	-2.93	0.20					
2015-02-02	IHS	IHS Cl A	C	-1.86	1.40	FCE/A	Forest City A	A	2.22	1.40
2015-02-02	PKI	Perkinelmer	C	-1.84	0.90	CTAS	Cintas	A	2.50	0.90
2015-02-02	STLD	Steel Dynamics	C	-1.89	0.40	CF	Cf Industries	A	2.30	0.40
2015-02-02	KOS	Kosmos Energy	D	-2.85	0.20	PBF	Pbf Energy	A	2.21	0.20
2015-02-02	BKU	Bankunited	D	-2.86	0.10	QVCA	Liberty Interactive	A	2.35	0.10
2015-02-02	WLK	Westlake Chemical	D	-2.90	0.40	HUN	Huntsman	A	2.21	0.40
2015-02-02	CPN	Calpine	C	-1.85	0.80	UGI	Ugi	A	2.36	0.80
2015-02-02	NWSA	News	D	-2.86	0.20	UHAL	Amerco	A	2.61	0.20
2015-03-02	CBT	Cabot	D	-2.87	0.40	RPM	Rpm International	A	2.49	0.40
2015-03-02	PPC	Pilgrims Pride	C	-1.87	1.40	PII	Polaris Industries	A	3.00	1.40
2015-03-02	EQT	Eq	D	-2.88	0.30	DRC	Dresser-Rand Group	A	2.25	0.30
2015-03-02	FITB	Fifth Third Bancorp	D	-2.84	0.10	EXR	Extra Space Storage	A	2.62	0.10
2015-03-02	DECK	Deckers Outdoor	C	-1.88	0.70	JAH	Jarden	A	2.69	0.70
2015-03-02	KEX	Kirby	D	-2.89	0.10	LII	Lennox International	A	2.71	0.10
2015-03-02	ARRS	ARRIS Group	C	-1.86	0.80	RKT	Rock-Tenn Co	A	2.26	0.80
2015-03-02	OKE	Oneok	D	-2.90	1.40	NI	Nisource	A	2.90	1.40
2015-03-02	SPXC	Spx	D	-2.86	1.40	AOS	A.o.smith	A	2.71	1.40
2015-03-02	TKR	Timken	C	-1.85	0.00	URI	United Rentals	A	2.58	0.00
2015-03-02	TRN	Trinity Industries	D	-2.89	0.70	SPR	Spirit Aerosystems	A	2.57	0.70
2015-03-02	CAM	Cameron International Corp.	D	-2.90	0.70	PBF	Pbf Energy	A	2.23	0.70
2015-03-02	AES	Aes	D	-2.85	0.20	SRE	Sempra Energy	A	2.36	0.20

Date	Ticker	Name	R	SM	W (%)	Ticker	Name	R	SM	W (%)
2015-03-02	MU	Micron Technology	C	-1.86	1.30	AVGO	Avago Technologies	A	2.63	1.30
2015-03-02	CATY	Cathay General Bancorp	C	-1.84	0.30	MHFI	McGraw Hill Fin	A	2.62	0.30
2015-03-02	CMA	Comerica	D	-2.85	0.90	AMP	Ameriprise Financial	A	2.60	0.90
2015-03-02	BRKR	Bruker	D	-2.84	0.20	MDVN	Medivation	A	3.00	0.20
2015-03-02	BG	Bunge	C	-1.85	0.50	WHR	Whirlpool	A	2.65	0.50
2015-03-02	TSN	Tyson Foods	C	-1.84	0.60	SNA	Snap-on	A	2.51	0.60
2015-03-02	MCO	Moody's	C	-1.84	1.60	EFX	Equifax	A	2.53	1.60
2015-03-02	SNDK	Sandisk Corp	C	-1.87	1.30	PANW	Palo Alto Networks	A	2.59	1.30
2015-03-02	IHS	IHS CI A	D	-2.86	1.30	FCE/A	Forest City A	A	2.23	1.30
2015-03-02	PKI	Perkinelmer	C	-1.84	0.80	CTAS	Cintas	A	2.52	0.80
2015-03-02	ANF	Abercrombie & Fitch	D	-2.91	0.30					
2015-03-02	STLD	Steel Dynamics	C	-1.88	0.40	SIAL	Sigma Aldrich	A	2.34	0.40
2015-03-02	KOS	Kosmos Energy	D	-2.87	0.20	FSLR	First Solar	B	1.26	0.20
2015-03-02	WLK	Westlake Chemical	D	-2.89	0.40	CF	Cf Industries	A	2.30	0.40
2015-03-02	CPN	Calpine	C	-1.86	1.40	EIX	Edison International	A	2.32	1.40
2015-04-01	LECO	Lincoln Electric	D	-2.85	1.10	LII	Lennox International	A	2.74	1.10
2015-04-01	PPC	Pilgrims Pride	C	-1.89	1.20	PII	Polaris Industries	A	3.00	1.20
2015-04-01	FITB	Fifth Third Bancorp	D	-2.85	0.10	EXR	Extra Space Storage	A	2.63	0.10
2015-04-01	DECK	Deckers Outdoor	D	-2.88	0.70	JAH	Jarden	A	2.68	0.70
2015-04-01	HST	Host Hotels & Resorts	C	-1.86	0.70	MHFI	McGraw Hill Fin	A	2.63	0.70
2015-04-01	LANC	Lancaster Colony	C	-1.84	0.40	WHR	Whirlpool	A	2.61	0.40
2015-04-01	OKE	Oneok	D	-2.89	1.50	NI	Nisource	A	2.94	1.50
2015-04-01	ALGN	Align Technology	C	-1.86	0.40	MDVN	Medivation	A	3.00	0.40
2015-04-01	SPXC	Spx	D	-2.87	1.30	AOS	A.o.smith	A	2.71	1.30
2015-04-01	TKR	Timken	D	-2.86	0.00	SPR	Spirit Aerosystems	A	2.59	0.00
2015-04-01	TROW	T Rowe Price	C	-1.84	1.60	AMP	Ameriprise Financial	A	2.58	1.60
2015-04-01	UNM	Unum	D	-2.84	0.80	EFX	Equifax	A	2.52	0.80
2015-04-01	INGR	Ingredion Cameron	C	-1.85	0.90	WBC	Wabco	A	2.51	0.90
2015-04-01	CAM	International Corp.	D	-2.90	1.10	PBF	Pbf Energy	A	2.26	1.10
2015-04-01	ETR	Entergy	C	-1.86	1.60	EIX	Edison International	A	2.32	1.60
2015-04-01	AES	Aes	D	-2.85	0.20	VVC	Vectren	A	2.26	0.20
2015-04-01	MU	Micron Technology	C	-1.88	1.10	AVGO	Avago Technologies	A	2.61	1.10
2015-04-01	CMA	Comerica	D	-2.86	0.90	NDAQ	Nasdaq	A	2.40	0.90
2015-04-01	BG	Bunge	C	-1.85	0.50	SNA	Snap-on	A	2.51	0.50
2015-04-01	TSN	Tyson Foods	C	-1.85	0.50	MNST	Monster Beverage	A	2.44	0.50
2015-04-01	SNDK	Sandisk Corp	D	-2.90	1.10	PANW	Palo Alto Networks	A	2.58	1.10
2015-04-01	CAR	Avis Budget	C	-1.85	0.60	SAVE	Spirit Airlines	A	3.00	0.60
2015-04-01	IHS	IHS CI A	D	-2.87	1.30	RKT	Rock-Tenn Co	A	2.24	1.30
2015-04-01	STLD	Steel Dynamics	C	-1.87	0.40	RPM	Rpm International	A	2.46	0.40
2015-04-01	CE	Celanese	D	-2.85	1.50	SIAL	Sigma Aldrich	A	2.34	1.50
2015-04-01	WLK	Westlake Chemical	D	-2.88	0.20	PAH	Platform Specialty Products	A	2.30	0.20
2015-04-01	RF	Regions Financial	D	-2.85	0.20	THG	The Hanover Insurance	A	2.39	0.20
2015-05-01	LECO	Lincoln Electric	D	-2.84	1.10	AOS	A.o.smith	A	2.72	1.10
2015-05-01	GAS	AGL Resources	D	-2.85	0.70	NI	Nisource	A	2.93	0.70
2015-05-01	CBT	Cabot	D	-2.84	0.40	RPM	Rpm International	A	2.46	0.40
2015-05-01	PPC	Pilgrims Pride	C	-1.89	1.20	PII	Polaris Industries	A	3.00	1.20
2015-05-01	TCO	Taubman Centers	C	-1.86	0.70	MHFI	McGraw Hill Fin	A	2.63	0.70
2015-05-01	PPS	Post Propert Reit	C	-1.85	0.50	EXR	Extra Space Storage	A	2.63	0.50
2015-05-01	DECK	Deckers Outdoor	D	-2.87	0.70	JAH	Jarden	A	2.67	0.70
2015-05-01	HST	Host Hotels & Resorts	D	-2.86	1.50	EFX	Equifax	A	2.55	1.50
2015-05-01	HRB	H.& R.block	C	-1.85	0.80	SAVE	Spirit Airlines	A	3.00	0.80
2015-05-01	IDA	Idacorp	C	-1.86	0.10	VVC	Vectren	A	2.26	0.10
2015-05-01	LUV	Southwest Airlines	C	-1.85	1.80	UHAL	Amerco	A	2.68	1.80
2015-05-01	ALGN	Align Technology	C	-1.84	0.40	MDVN	Medivation	A	3.00	0.40
2015-05-01	SPXC	Spx	D	-2.88	1.20	LII	Lennox International	A	2.70	1.20

Date	Ticker	Name	R	SM	W (%)	Ticker	Name	R	SM	W (%)
2015-05-01	TKR	Timken	D	-2.87	0.00	SPR	Spirit Aerosystems	A	2.58	0.00
2015-05-01	TROW	T Rowe Price	C	-1.84	1.50	THG	The Hanover Insurance	A	2.39	1.50
2015-05-01	INGR	Ingredion	C	-1.85	0.90	WHR	Whirlpool	A	2.54	0.90
2015-05-01	ETR	Entergy	C	-1.86	1.50	CMS	Cms Energy	A	2.25	1.50
2015-05-01	AES	Aes	D	-2.85	0.20	TEG	Integrays Energy	A	2.23	0.20
2015-05-01	MU	Micron Technology	D	-2.87	1.10	PANW	Palo Alto Networks	A	2.61	1.10
2015-05-01	BG	Bunge	C	-1.84	0.50	WBC	Wabco	A	2.53	0.50
2015-05-01	SNDK	Sandisk Corp	D	-2.89	0.80	AVGO	Avago Technologies	A	2.60	0.80
2015-05-01	CAR	Avis Budget	C	-1.86	0.60	SIG	Signet Jewelers	A	2.55	0.60
2015-05-01	SPB	Spectrum Brands	C	-1.84	0.20	SNA	Snap-on	A	2.53	0.20
2015-05-01	ARNC	Arconic	D	-2.87	0.50	SIAL	Sigma Aldrich	A	2.34	0.50
2015-06-01	AMB	Prologis	C	-1.86	0.30	EXR	Extra Space Storage	A	2.66	0.30
2015-06-01	LECO	Lincoln Electric	D	-2.84	1.40	AOS	A.o.smith	A	2.79	1.40
2015-06-01	WDR	Waddell & Reed Financial	C	-1.84	1.20	MHFI	McGraw Hill Fin	A	2.63	1.20
2015-06-01	CBT	Cabot	D	-2.85	0.40	RPM	Rpm International	A	2.48	0.40
2015-06-01	PPC	Pilgrims Pride	D	-2.89	1.20	PII	Polaris Industries	A	3.00	1.20
2015-06-01	GGP	Ggp	C	-1.85	0.20	EFX	Equifax	A	2.56	0.20
2015-06-01	TCO	Taubman Centers	C	-1.85	0.70	NDAQ	Nasdaq	A	2.40	0.70
2015-06-01	PPS	Post Propert Reit	C	-1.85	0.50	SFG	Stancorp Fincl	A	2.39	0.50
2015-06-01	FMC	Fmc	C	-1.85	0.10	SIAL	Sigma Aldrich	A	2.34	0.10
2015-06-01	DECK	Deckers Outdoor	D	-2.89	0.60	HBI	Hanesbrands	A	2.98	0.60
2015-06-01	HST	Host Hotels & Resorts	D	-2.86	1.40	THG	The Hanover Insurance	A	2.38	1.40
2015-06-01	HRB	H.& R.block	D	-2.85	0.80	UHAL	Amerco	A	2.69	0.80
2015-06-01	IDA	Idacorp	C	-1.86	0.10	NI	Nisource	A	3.00	0.10
2015-06-01	LUV	Southwest Airlines	C	-1.87	1.60	SIG	Signet Jewelers	A	2.52	1.60
2015-06-01	CHRW	C.h.robinson Worldwide	C	-1.87	0.50	LII	Lennox International	A	2.75	0.50
2015-06-01	SPXC	Spx	D	-2.89	0.90	CTAS	Cintas	A	2.54	0.90
2015-06-01	TKR	Timken	D	-2.87	0.00	R	Ryder System	A	2.46	0.00
2015-06-01	TROW	T Rowe Price	C	-1.85	1.50	MSCI	Msci	A	2.38	1.50
2015-06-01	INGR	Ingredion	C	-1.84	0.90	JAH	Jarden	A	2.69	0.90
2015-06-01	ETR	Entergy	C	-1.86	1.50	VVC	Vectren	A	2.25	1.50
2015-06-01	MU	Micron Technology	D	-2.87	1.10	AVGO	Avago Technologies	A	2.72	1.10
2015-06-01	SNDK	Sandisk Corp	D	-2.89	0.80	PANW	Palo Alto Networks	A	2.69	0.80
2015-06-01	CAR	Avis Budget	D	-2.87	0.50	WOOF	Vca	A	2.47	0.50
2015-06-01	NTAP	Netapp	D	-2.87	0.70	CSC	Computer Sciences	A	2.50	0.70
2015-06-01	BIG	Big Lots	C	-1.85	1.20	CAH	Cardinal Health	A	2.38	1.20
2015-06-01	TIVO	Tivo	D	-2.89	0.20	FSL	Freescale Semiconductor	A	2.48	0.20
2015-06-01	ARNC	Arconic	D	-2.88	0.40	PAH	Platform Specialty Products	A	2.33	0.40
2015-07-01	AMB	Prologis	D	-2.87	0.30	EXR	Extra Space Storage	A	2.63	0.30
2015-07-01	LECO	Lincoln Electric	D	-2.86	1.30	AOS	A.o.smith	A	2.80	1.30
2015-07-01	WDR	Waddell & Reed Financial	C	-1.85	1.20	MHFI	McGraw Hill Fin	A	2.61	1.20
2015-07-01	CBT	Cabot	D	-2.87	0.40	RPM	Rpm International	A	2.47	0.40
2015-07-01	PPC	Pilgrims Pride	D	-2.90	1.10	HBI	Hanesbrands	A	3.00	1.10
2015-07-01	MOS	The Mosaic	D	-2.85	0.90	SIAL	Sigma Aldrich	A	2.35	0.90
2015-07-01	GGP	Ggp	C	-1.86	0.20	EFX	Equifax	A	2.55	0.20
2015-07-01	TCO	Taubman Centers	D	-2.86	0.70	AFSI	Amtrust Financial Services	A	2.50	0.70
2015-07-01	PPS	Post Propert Reit	C	-1.85	0.60	SFG	Stancorp Fincl	A	2.41	0.60
2015-07-01	FMC	Fmc	D	-2.86	0.10	CF	Cf Industries	A	2.32	0.10
2015-07-01	CXW	Corecivic	C	-1.87	1.00	THG	The Hanover Insurance	A	2.40	1.00
2015-07-01	HST	Host Hotels & Resorts	D	-2.86	1.50	CACC	Credit Acceptance	A	2.40	1.50
2015-07-01	HRB	H.& R.block	D	-2.86	0.80	UHAL	Amerco	A	2.69	0.80
2015-07-01	IDA	Idacorp	C	-1.87	0.10	NI	Nisource	A	2.96	0.10
2015-07-01	LUV	Southwest Airlines	C	-1.88	1.40	SIG	Signet Jewelers	A	2.51	1.40
2015-07-01	OKE	Oneok	D	-2.87	0.90	VVC	Vectren	A	2.23	0.90
2015-07-01	CHRW	C.h.robinson Worldwide	D	-2.87	0.50	LII	Lennox International	A	2.71	0.50
2015-07-01	SPXC	Spx	D	-2.89	0.80	CTAS	Cintas	A	2.53	0.80
2015-07-01	THO	Thor Industries	C	-1.85	0.10	PII	Polaris Industries	A	3.00	0.10
2015-07-01	TKR	Timken	D	-2.88	0.00	GPK	Graphic Packaging	A	2.50	0.00

Date	Ticker	Name	R	SM	W (%)	Ticker	Name	R	SM	W (%)
2015-07-01	TRN	Trinity Industries	D	-2.88	0.60	R	Ryder System	A	2.44	0.60
2015-07-01	TROW	T Rowe Price	D	-2.85	1.50	MKL	Markel	A	2.39	1.50
2015-07-01	ETR	Entergy	D	-2.87	1.40	HE	Hawaiian Electric Industries	A	2.21	1.40
2015-07-01	A	Agilent Technologies	C	-1.85	0.80	BR	Broadridge Financial Solutions	A	2.38	0.80
2015-07-01	MU	Micron Technology	D	-2.91	0.70					
2015-07-01	SNDK	Sandisk Corp	D	-2.91	0.70					
2015-07-01	CAR	Avis Budget	D	-2.89	0.40	WOOF	Vca	A	2.49	0.40
2015-07-01	NTAP	Netapp	D	-2.88	0.70	PANW	Palo Alto Networks	A	2.72	0.70
2015-07-01	BIG	Big Lots	C	-1.85	1.30	JBLU	Jetblue Airways	A	2.44	1.30
2015-07-01	WYN	Wyndham Worldwide	C	-1.85	1.60	EXPE	Expedia	A	2.37	1.60
2015-07-01	CPN	Calpine	D	-2.87	0.40	FE	Firstenergy	A	2.18	0.40
2015-07-01	HII	Huntington Ingalls Industries	C	-1.87	1.40	APH	Amphenol	A	2.37	1.40
2015-07-01	NWSA	News	D	-2.86	0.20	ROL	Rollins	A	2.32	0.20
2015-07-01	TIVO	Tivo	D	-2.89	0.20	CSC	Computer Sciences	A	2.49	0.20
2015-07-01	ARNC	Arconic	D	-2.90	0.40	PAH	Platform Specialty Products	A	2.31	0.40
2015-08-03	AMB	Prologis	D	-2.86	0.30	EXR	Extra Space Storage	A	2.70	0.30
2015-08-03	LECO	Lincoln Electric	D	-2.86	1.40	AOS	A.o.smith	A	2.78	1.40
2015-08-03	WDR	Waddell & Reed Financial	C	-1.85	1.20	MHFI	McGraw Hill Fin	A	2.61	1.20
2015-08-03	CBT	Cabot	D	-2.88	0.30	RPM	Rpm International	A	2.44	0.30
2015-08-03	PPC	Pilgrims Pride	D	-2.90	1.10					
2015-08-03	MOS	The Mosaic	D	-2.87	0.80	SIAL	Sigma Aldrich	A	2.35	0.80
2015-08-03	GGP	Ggp	C	-1.86	0.20	SFG	Stancorp Fincl	A	2.61	0.20
2015-08-03	CRL	Charles River Laboratories International	C	-1.85	1.20	BLUE	Bluebird Bio	A	3.00	1.20
2015-08-03	TCO	Taubman Centers	D	-2.85	1.10	EFX	Equifax	A	2.58	1.10
2015-08-03	PPS	Post Propert Reit	C	-1.85	0.60	AFSI	Amtrust Financial Services	A	2.53	0.60
2015-08-03	FMC	Fmc	D	-2.87	0.10	CF	Cf Industries	A	2.29	0.10
2015-08-03	CXW	Corecivic	D	-2.86	1.10	THG	The Hanover Insurance	A	2.44	1.10
2015-08-03	HST	Host Hotels & Resorts	D	-2.87	1.40	MKL	Markel	A	2.43	1.40
2015-08-03	IDA	Idacorp	C	-1.85	0.10	NI	Nisource	A	3.00	0.10
2015-08-03	LUV	Southwest Airlines	C	-1.87	1.60	UHAL	Amerco	A	2.76	1.60
2015-08-03	OKE	Oneok	D	-2.88	0.80	VVC	Vectren	A	2.25	0.80
2015-08-03	PCAR	Paccar	C	-1.84	0.20	LII	Lennox International	A	2.78	0.20
2015-08-03	SPXC	Spx	D	-2.90	0.60					
2015-08-03	SVU	Supervalu	D	-2.87	0.40	WOOF	Vca	A	2.55	0.40
2015-08-03	THO	Thor Industries	C	-1.86	0.10	PII	Polaris Industries	A	3.00	0.10
2015-08-03	TKR	Timken	D	-2.89	0.00	GPK	Graphic Packaging	A	2.54	0.00
2015-08-03	TRN	Trinity Industries	D	-2.87	0.60	CTAS	Cintas	A	2.53	0.60
2015-08-03	TROW	T Rowe Price	D	-2.85	1.50	MSCI	Msci	A	2.41	1.50
2015-08-03	TXT	Textron	C	-1.85	1.60	BR	Broadridge Financial Solutions	A	2.40	1.60
2015-08-03	CAM	Cameron International Corp.	C	-1.85	1.20	GLNG	Golar Lng	A	2.24	1.20
2015-08-03	AMG	Affiliated Managers	C	-1.85	0.70	NDAQ	Nasdaq	A	2.40	0.70
2015-08-03	ETR	Entergy	D	-2.87	1.40	HE	Hawaiian Electric Industries	A	2.22	1.40
2015-08-03	A	Agilent Technologies	D	-2.84	0.80	CSL	Carlisle Cos	A	2.35	0.80
2015-08-03	MU	Micron Technology	D	-2.91	0.80					
2015-08-03	EV	Eaton Vance	C	-1.85	0.10	VOYA	Voya Financial	A	2.38	0.10
2015-08-03	SNDK	Sandisk Corp	D	-2.91	0.50					
2015-08-03	CAR	Avis Budget	D	-2.89	0.40	JBLU	Jetblue Airways	A	2.52	0.40
2015-08-03	NTAP	Netapp	D	-2.88	0.70	PANW	Palo Alto Networks	A	2.75	0.70
2015-08-03	BIG	Big Lots	C	-1.86	1.20	EXPE	Expedia	A	2.43	1.20
2015-08-03	WYN	Wyndham Worldwide	C	-1.86	1.50	NCLH	Norwegian Cruise Line	A	2.35	1.50
2015-08-03	CVI	Cvr Energy	D	-2.84	0.50	HFC	Hollyfrontier	A	2.22	0.50
2015-08-03	CPN	Calpine	D	-2.87	0.10	TE	Teco Energy	A	2.21	0.10
2015-08-03	HII	Huntington Ingalls Industries	C	-1.87	1.40	VMC	Vulcan Materials Co	A	2.32	1.40

Date	Ticker	Name	R	SM	W (%)	Ticker	Name	R	SM	W (%)
2015-08-03	NWSA	News	D	-2.86	0.20	ROL	Rollins	A	2.33	0.20
2015-08-03	TIVO	Tivo	D	-2.93	0.10					
2015-08-03	ARNC	Arconic	D	-2.91	0.30					
2015-09-01	AMB	Prologis	D	-2.85	0.30	EXR	Extra Space Storage	A	2.68	0.30
2015-09-01	FE	Firstenergy	D	-2.88	0.30	NI	Nisource	A	3.00	0.30
2015-09-01	LECO	Lincoln Electric	D	-2.87	1.40	LII	Lennox International	A	2.77	1.40
2015-09-01	ROK	Rockwell Automation	C	-1.86	0.70	AOS	A.o.smith	A	2.69	0.70
2015-09-01	SAM	Boston Beer	C	-1.90	0.60	PII	Polaris Industries	A	3.00	0.60
2015-09-01	WDR	Waddell & Reed Financial	D	-2.88	1.00	SFG	Stancorp Fincl	A	2.61	1.00
2015-09-01	CBT	Cabot	D	-2.88	0.30	RPM	Rpm International	A	2.40	0.30
2015-09-01	PPC	Pilgrims Pride	D	-2.91	1.00					
2015-09-01	MOS	The Mosaic	D	-2.88	0.80	SIAL	Sigma Aldrich	A	2.35	0.80
2015-09-01	GGP	Ggp	C	-1.87	0.40	MHFI	McGraw Hill Fin	A	2.56	0.40
2015-09-01	CRL	Charles River Laboratories International	C	-1.87	1.10	ALKS	Alkermes	A	2.71	1.10
2015-09-01	TCO	Taubman Centers	D	-2.85	1.00	EFX	Equifax	A	2.54	1.00
2015-09-01	FMC	Fmc	D	-2.89	0.10	CYT	Cytec Industries	A	2.28	0.10
2015-09-01	CXW	Corecivic	D	-2.89	1.00	AFSI	Amtrust Financial Services	A	2.43	1.00
2015-09-01	HST	Host Hotels & Resorts	D	-2.88	1.40	THG	The Hanover Insurance	A	2.41	1.40
2015-09-01	LUV	Southwest Airlines	C	-1.87	1.70	UHAL	Amerco	A	2.76	1.70
2015-09-01	OKE	Oneok	D	-2.89	0.80	TE	Teco Energy	A	2.20	0.80
2015-09-01	PCAR	Paccar	C	-1.86	0.20	CTAS	Cintas	A	2.52	0.20
2015-09-01	PEG	Public Service Enterprise	C	-1.85	0.40	HE	Hawaiian Electric Industries	A	2.20	0.40
2015-09-01	SVU	Supervalu	D	-2.89	0.40	JBLU	Jetblue Airways	A	2.48	0.40
2015-09-01	THO	Thor Industries	C	-1.86	0.10	SKX	Skechers Usa	A	3.00	0.10
2015-09-01	TKR	Timken	D	-2.90	0.00	GPK	Graphic Packaging	A	2.51	0.00
2015-09-01	TRN	Trinity Industries	D	-2.88	0.60	BR	Broadridge Financial Solutions	A	2.38	0.60
2015-09-01	TROW	T Rowe Price	D	-2.87	1.40	NDAQ	Nasdaq	A	2.39	1.40
2015-09-01	TXT	Textron	C	-1.87	1.50	CSL	Carlisle Cos	A	2.34	1.50
2015-09-01	AMG	Affiliated Managers	C	-1.87	0.70	MKL	Markel	A	2.39	0.70
2015-09-01	ETR	Entergy	D	-2.88	1.30	ED	Consolidated Edison	A	2.19	1.30
2015-09-01	A	Agilent Technologies	D	-2.87	0.80	VMC	Vulcan Materials Co	A	2.32	0.80
2015-09-01	EV	Eaton Vance	C	-1.87	0.10	MSCI	Msci	A	2.36	0.10
2015-09-01	CAR	Avis Budget	D	-2.89	0.50	WOOF	Vca	A	2.48	0.50
2015-09-01	NTAP	Netapp	D	-2.88	0.70	PANW	Palo Alto Networks	A	2.66	0.70
2015-09-01	STLD	Steel Dynamics	C	-1.86	0.40	CF	Cf Industries	A	2.27	0.40
2015-09-01	IDCC	Interdigital	C	-1.86	0.60	IT	Gartner	A	2.39	0.60
2015-09-01	SWKS	Skyworks Solutions	C	-1.87	1.50	FSL	Freescale Semiconductor	A	2.37	1.50
2015-09-01	MSGN	Msg Networks	C	-1.86	0.80	EXPE	Expedia	A	2.38	0.80
2015-09-01	WYN	Wyndham Worldwide	C	-1.87	1.50	AZO	Autozone	A	2.33	1.50
2015-09-01	MJN	Mead Johnson Nutrition	D	-2.88	0.30	JAH	Jarden	A	2.64	0.30
2015-09-01	HII	Huntington Ingalls Industries	C	-1.88	1.40	AYI	Acuity Brands	A	2.30	1.40
2015-09-01	ALSN	Allison Transmission	D	-2.87	0.80	HDS	Hd Supply	A	2.28	0.80
2015-09-01	NWSA	News	D	-2.88	0.20	UAL	United Continental	A	2.32	0.20
2015-09-01	NAVI	Navient	D	-2.91	0.30					
2015-09-01	TIVO	Tivo	D	-2.93	0.10					
2015-09-01	ARNC	Arconic	D	-2.91	0.40					
2015-10-01	AMB	Prologis	D	-2.85	0.30	EXR	Extra Space Storage	A	2.72	0.30
2015-10-01	CVG	Convergys	C	-1.86	0.40	LII	Lennox International	A	2.75	0.40
2015-10-01	FE	Firstenergy	D	-2.88	1.10	NI	Nisource	A	3.00	1.10
2015-10-01	LECO	Lincoln Electric	D	-2.88	1.30	CTAS	Cintas	A	2.53	1.30
2015-10-01	ROK	Rockwell Automation	C	-1.87	0.60	GPK	Graphic Packaging	A	2.47	0.60
2015-10-01	SAM	Boston Beer	D	-2.89	0.60	SKX	Skechers Usa	A	3.00	0.60

Date	Ticker	Name	R	SM	W (%)	Ticker	Name	R	SM	W (%)
2015-10-01	WDR	Waddell & Reed Financial	D	-2.89	1.00	SFG	Stancorp Fincl	A	2.61	1.00
2015-10-01	RGA	Reinsurance Group America	C	-1.85	0.50	EFX	Equifax	A	2.55	0.50
2015-10-01	PPC	Pilgrims Pride	D	-2.91	1.10					
2015-10-01	MOS	The Mosaic	D	-2.91	0.60					
2015-10-01	GGP	Ggp	C	-1.86	0.80	MHFI	McGraw Hill Fin	A	2.53	0.80
2015-10-01	CTL	Centurylink	D	-2.90	0.80					
2015-10-01	TCO	Taubman Centers	D	-2.85	1.10	AFSI	Amtrust Financial Services	A	2.47	1.10
2015-10-01	INTU	Intuit	C	-1.86	1.90	PANW	Palo Alto Networks	A	2.70	1.90
2015-10-01	CXW	Corecivic	D	-2.89	1.00	THG	The Hanover Insurance	A	2.41	1.00
2015-10-01	EAT	Brinker International	C	-1.86	0.20	UHAL	Amerco	A	2.83	0.20
2015-10-01	HST	Host Hotels & Resorts	D	-2.89	1.30	NDAQ	Nasdaq	A	2.41	1.30
2015-10-01	INT	World Fuel Services	D	-2.90	1.40	BR	Broadridge Financial Solutions	A	2.41	1.40
2015-10-01	KEY	Keycorp	C	-1.86	1.40	MKL	Markel	A	2.38	1.40
2015-10-01	LNC	Lincoln National	D	-2.87	0.60	MSCI	Msci	A	2.35	0.60
2015-10-01	LUV	Southwest Airlines	C	-1.86	1.80	JBLU	Jetblue Airways	A	2.57	1.80
2015-10-01	OKE	Oneok	D	-2.89	0.80	TE	Teco Energy	A	2.25	0.80
2015-10-01	PCAR	Paccar	D	-2.87	0.20	VMC	Vulcan Materials Co	A	2.33	0.20
2015-10-01	STI	Suntrust Banks	C	-1.86	1.30	AHL	Aspen Insurance	A	2.35	1.30
2015-10-01	SVU	Supervalu	D	-2.90	0.30					
2015-10-01	THO	Thor Industries	C	-1.87	0.10	DLPH	Delphi Automotive	A	2.66	0.10
2015-10-01	TRN	Trinity Industries	D	-2.90	0.50	CSL	Carlisle Cos	A	2.31	0.50
2015-10-01	TROW	T Rowe Price	D	-2.87	1.70	QVCA	Liberty Interactive	A	2.34	1.70
2015-10-01	TXT	Textron	C	-1.86	1.50	GPN	Global Payments	A	2.28	1.50
2015-10-01	AMG	Affiliated Managers	D	-2.88	0.60	CACC	Credit Acceptance	A	2.32	0.60
2015-10-01	ETR	Entergy	D	-2.88	1.40	GAS	AGL Resources	A	2.22	1.40
2015-10-01	AES	Aes	D	-2.88	0.20	WEC	Wec Energy	A	2.21	0.20
2015-10-01	A	Agilent Technologies	D	-2.87	0.90	OA	Orbital Atk	A	2.27	0.90
2015-10-01	CMA	Comerica	D	-2.87	0.80	AFG	American Financial	A	2.31	0.80
2015-10-01	BBBY	Bed Bath & Beyond	D	-2.88	1.30	WOOF	Vca	A	2.47	1.30
2015-10-01	HNT	Health Net Inc	C	-1.86	1.20	ALKS	Alkermes	A	2.71	1.20
2015-10-01	EV	Eaton Vance	D	-2.87	0.10	IBKR	Interactive Brokers	A	2.31	0.10
2015-10-01	BG	Bunge	D	-2.87	0.90	SNA	Snap-on	A	2.52	0.90
2015-10-01	MCO	Moody's	C	-1.86	1.80	ELS	Equity Lifestyle Properties	A	2.30	1.80
2015-10-01	NTAP	Netapp	D	-2.89	0.70	IT	Gartner	A	2.39	0.70
2015-10-01	PKI	Perkinelmer	C	-1.86	0.70	AYI	Acuity Brands	A	2.27	0.70
2015-10-01	FHN	First Horizon National	C	-1.85	1.30	HCC	HCC Insurance Hldgs	A	2.29	1.30
2015-10-01	STLD	Steel Dynamics	D	-2.87	0.40	SIAL	Sigma Aldrich	A	2.34	0.40
2015-10-01	IDCC	Interdigital	C	-1.86	0.60	FSL	Freescale Semiconductor	A	2.38	0.60
2015-10-01	CE	Celanese	C	-1.86	1.60	CYT	Cytec Industries	A	2.28	1.60
2015-10-01	SWKS	Skyworks Solutions	C	-1.87	1.60	FTNT	Fortinet	A	2.35	1.60
2015-10-01	MSGN	Msg Networks	C	-1.86	0.80	EXPE	Expedia	A	2.42	0.80
2015-10-01	DG	Dollar General	C	-1.85	1.00	AZO	Autozone	A	2.34	1.00
2015-10-01	STRZA	Starz	C	-1.87	0.40	ULTA	Ulta Beauty	A	2.32	0.40
2015-10-01	WYN	Wyndham Worldwide	D	-2.87	1.50	NCLH	Norwegian Cruise Line	A	2.32	1.50
2015-10-01	MJN	Mead Johnson Nutrition	D	-2.89	1.10	ATVI	Activision Blizzard	A	2.49	1.10
2015-10-01	MPC	Marathon Petroleum	C	-1.86	0.40	HFC	Hollyfrontier	A	2.23	0.40
2015-10-01	HII	Huntington Ingalls Industries	C	-1.88	1.40	TDG	Transdigm	A	2.27	1.40
2015-10-01	ALSN	Allison Transmission	D	-2.87	0.80	TSS	Total System Services	A	2.26	0.80
2015-10-01	NWSA	News	D	-2.88	0.20	ROL	Rollins	A	2.31	0.20
2015-10-01	ZTS	Zoetis	C	-1.88	1.70	DXCM	Dexcom	A	2.48	1.70
2015-10-01	NAVI	Navient	D	-2.92	0.30					
2015-11-02	FE	Firstenergy	D	-2.87	1.00	NI	Nisource	A	3.00	1.00

Date	Ticker	Name	R	SM	W (%)	Ticker	Name	R	SM	W (%)
2015-11-02	LECO	Lincoln Electric	D	-2.86	1.40	LII	Lennox International	A	2.89	1.40
2015-11-02	WNR	Western Refining	C	-1.86	0.30	NFX	Newfield Exploration	A	2.25	0.30
2015-11-02	ROK	Rockwell Automation	D	-2.85	0.60	CTAS	Cintas	A	2.58	0.60
2015-11-02	DRI	Darden Restaurants	C	-1.86	0.40	UHAL	Amerco	A	2.85	0.40
2015-11-02	WDR	Waddell & Reed Financial	D	-2.88	1.00	EXR	Extra Space Storage	A	2.76	1.00
2015-11-02	RGA	Reinsurance Group America	C	-1.85	0.50	SFG	Stancorp Fincl	A	2.61	0.50
2015-11-02	PPC	Pilgrims Pride	D	-2.91	0.90					
2015-11-02	MOS	The Mosaic	D	-2.89	0.60	SIAL	Sigma Aldrich	A	2.35	0.60
2015-11-02	GGP	Ggp Charles River Laboratories International	C	-1.84	0.80	EFX	Equifax	A	2.61	0.80
2015-11-02	CRL	Charles River Laboratories International	C	-1.84	1.10	ALKS	Alkermes	A	2.89	1.10
2015-11-02	CTL	Centurylink	D	-2.89	0.90	TDS	Telephone And Data Systems	A	2.21	0.90
2015-11-02	INTU	Intuit	C	-1.85	1.90	IT	Gartner	A	2.43	1.90
2015-11-02	CXW	Corecivic	D	-2.88	0.90	MHFI	McGraw Hill Fin	A	2.56	0.90
2015-11-02	EAT	Brinker International	D	-2.88	0.20	JBLU	Jetblue Airways	A	2.56	0.20
2015-11-02	HST	Host Hotels & Resorts	D	-2.88	1.30	AFSI	Amtrust Financial Services	A	2.52	1.30
2015-11-02	INT	World Fuel Services	D	-2.87	1.60	GPK	Graphic Packaging	A	2.52	1.60
2015-11-02	KEY	Keycorp	C	-1.86	1.30	NDAQ	Nasdaq	A	2.47	1.30
2015-11-02	KR	Kroger	C	-1.84	1.50	EXPE	Expedia	A	2.47	1.50
2015-11-02	LNC	Lincoln National	D	-2.85	0.60	THG	The Hanover Insurance	A	2.46	0.60
2015-11-02	LUV	Southwest Airlines	C	-1.83	2.00	AZO	Autozone	A	2.36	2.00
2015-11-02	OKE	Oneok	D	-2.89	0.80	TE	Teco Energy	A	2.26	0.80
2015-11-02	PCAR	Paccar	D	-2.87	0.20	BR	Broadridge Financial Solutions	A	2.44	0.20
2015-11-02	STI	Suntrust Banks	C	-1.84	1.30	MSCI	Msci	A	2.43	1.30
2015-11-02	SVU	Supervalu	D	-2.91	0.30					
2015-11-02	TFX	Teleflex	C	-1.84	1.00	HSIC	Henry Schein	A	2.50	1.00
2015-11-02	THO	Thor Industries	D	-2.86	0.10	DLPH	Delphi Automotive	A	2.72	0.10
2015-11-02	TRN	Trinity Industries	D	-2.88	0.60	VMC	Vulcan Materials Co	A	2.34	0.60
2015-11-02	TROW	T Rowe Price	D	-2.86	1.70	MKL	Markel	A	2.42	1.70
2015-11-02	TXT	Textron	D	-2.85	1.60	AYI	Acuity Brands	A	2.34	1.60
2015-11-02	AMG	Affiliated Managers	D	-2.86	0.60	AHL	Aspen Insurance	A	2.37	0.60
2015-11-02	ETR	Entergy	D	-2.87	1.40	GAS	AGL Resources	A	2.22	1.40
2015-11-02	AES	Aes	D	-2.87	0.20	WEC	Wec Energy	A	2.21	0.20
2015-11-02	A	Agilent Technologies	D	-2.85	0.90	GPN	Global Payments	A	2.33	0.90
2015-11-02	FD	Macy's	D	-2.88	0.20	NCLH	Norwegian Cruise Line	A	2.36	0.20
2015-11-02	CMA	Comerica	D	-2.86	0.80	JLL	Jones Lang Lasalle	A	2.34	0.80
2015-11-02	ODFL	Old Dominion Freight Line	D	-2.87	1.30	OA	Orbital Atk	A	2.33	1.30
2015-11-02	BBBY	Bed Bath & Beyond	D	-2.87	1.30	UAL	United Continental	A	2.34	1.30
2015-11-02	HNT	Health Net Inc	C	-1.85	1.20	BCR	C R Bard	A	2.32	1.20
2015-11-02	EV	Eaton Vance	D	-2.86	0.10	AFG	American Financial	A	2.32	0.10
2015-11-02	BG	Bunge	D	-2.87	0.80	SNA	Snap-on	A	2.58	0.80
2015-11-02	MCO	Moody's	C	-1.86	1.60	IBKR	Interactive Brokers	A	2.32	1.60
2015-11-02	PKI	Perkinelmer	C	-1.84	0.70	TSS	Total System Services	A	2.30	0.70
2015-11-02	FHN	First Horizon National	C	-1.85	1.30	ELS	Equity Lifestyle Properties	A	2.30	1.30
2015-11-02	STLD	Steel Dynamics	D	-2.86	0.40	CYT	Cytec Industries	A	2.28	0.40
2015-11-02	IDCC	Interdigital	D	-2.85	0.60	FSL	Freescale Semiconductor	A	2.35	0.60
2015-11-02	CE	Celanese	C	-1.84	1.70	AVY	Avery Dennison	A	2.26	1.70
2015-11-02	SWKS	Skyworks Solutions	C	-1.87	1.40	DOX	Amdocs	A	2.35	1.40
2015-11-02	MOH	Molina Healthcare	C	-1.87	0.40	SIRO	Sirona Dental Systems	A	2.24	0.40
2015-11-02	MSGN	Msg Networks	C	-1.84	0.80	ULTA	Ulta Beauty	A	2.34	0.80

Date	Ticker	Name	R	SM	W (%)	Ticker	Name	R	SM	W (%)
2015-11-02	DG	Dollar General	C	-1.86	0.90	SABR	Sabre	A	2.32	0.90
2015-11-02	STRZA	Starz	C	-1.88	0.40	AN	Autonation	A	2.31	0.40
2015-11-02	WYN	Wyndham Worldwide	D	-2.86	1.50	ROL	Rollins	A	2.31	1.50
2015-11-02	NSR	Neustar	C	-1.85	0.30	CSL	Carlisle Cos	A	2.30	0.30
2015-11-02	RF	Regions Financial	D	-2.85	0.10	CACC	Credit Acceptance	A	2.30	0.10
2015-11-02	MJN	Mead Johnson Nutrition	D	-2.87	1.20	ATVI	Activision Blizzard	A	2.55	1.20
2015-11-02	MPC	Marathon Petroleum	C	-1.85	0.40	FSLR	First Solar	A	2.24	0.40
2015-11-02	HII	Huntington Ingalls Industries	C	-1.86	1.50	SEE	Sealed Air	A	2.28	1.50
2015-11-02	ALSN	Allison Transmission	D	-2.86	0.80	ALLE	Allegion	A	2.27	0.80
2015-11-02	ZTS	Zoetis	C	-1.87	1.60		Hill-Rom Holdings	A	2.24	1.60
2015-11-02	NAVI	Navient	D	-2.90	0.30					
2015-12-01	FE	Firstenergy	D	-2.87	1.60	NI	Nisource	A	3.00	1.60
2015-12-01	LECO	Lincoln Electric	D	-2.87	1.30	LII	Lennox International	A	2.91	1.30
2015-12-01	WNR	Western Refining	C	-1.85	0.30	PBF	Pbf Energy	A	2.26	0.30
2015-12-01	ROK	Rockwell Automation	D	-2.86	0.60	CTAS	Cintas	A	2.58	0.60
2015-12-01	DRI	Darden Restaurants	C	-1.85	0.30	UHAL	Amerco	A	2.86	0.30
2015-12-01	BBY	Best Buy	D	-2.87	0.20	JBLU	Jetblue Airways	A	2.56	0.20
2015-12-01	WDR	Waddell & Reed Financial	D	-2.88	0.90	EXR	Extra Space Storage	A	2.81	0.90
2015-12-01	RGA	Reinsurance Group America	C	-1.84	0.50	EFX	Equifax	A	2.63	0.50
2015-12-01	CCK	Crown	C	-1.85	0.80	BR	Broadridge Financial Solutions	A	2.41	0.80
2015-12-01	PPC	Pilgrims Pride	D	-2.91	1.00					
2015-12-01	MOS	The Mosaic	D	-2.90	0.60					
2015-12-01	GGP	Ggp	C	-1.86	1.30	SFG	Stancorp Fincl	A	2.61	1.30
2015-12-01	CTL	Centurylink	D	-2.89	0.80	TDS	Telephone And Data Systems	A	2.19	0.80
2015-12-01	INTU	Intuit	C	-1.84	1.90	IT	Gartner	A	2.44	1.90
2015-12-01	CXW	Corecivic	D	-2.90	0.80	MHFI	McGraw Hill Fin	A	2.59	0.80
2015-12-01	EAT	Brinker International	D	-2.88	0.70	EXPE	Expedia	A	2.44	0.70
2015-12-01	HST	Host Hotels & Resorts	D	-2.88	1.20	NDAQ	Nasdaq	A	2.46	1.20
2015-12-01	KEY	Keycorp	D	-2.86	1.30	THG	The Hanover Insurance	A	2.45	1.30
2015-12-01	NCR	Ncr	D	-2.87	0.40	FSL	Freescale Semiconductor	A	2.42	0.40
2015-12-01	KR	Kroger	C	-1.84	1.40	AZO	Autozone	A	2.36	1.40
2015-12-01	OKE	Oneok	D	-2.90	0.60					
2015-12-01	PCAR	Paccar	D	-2.87	0.90	VMC	Vulcan Materials Co	A	2.37	0.90
2015-12-01	STI	Suntrust Banks	C	-1.84	1.30	MKL	Markel	A	2.43	1.30
2015-12-01	SVU	Supervalu	D	-2.91	0.30					
2015-12-01	TFX	Teleflex	C	-1.84	1.00	ALKS	Alkermes	A	2.87	1.00
2015-12-01	TRN	Trinity Industries	D	-2.88	0.60	AYI	Acuity Brands	A	2.36	0.60
2015-12-01	TROW	T Rowe Price	D	-2.85	1.70	MSCI	Msci	A	2.43	1.70
2015-12-01	AMG	Affiliated Managers	D	-2.87	0.60	AHL	Aspen Insurance	A	2.38	0.60
2015-12-01	ETR	Entergy	D	-2.88	0.60	TE	Teco Energy	A	2.25	0.60
2015-12-01	AES	Aes	D	-2.88	0.20	GAS	AGL Resources	A	2.22	0.20
2015-12-01	FD	Macy's	D	-2.91	0.20					
2015-12-01	ODFL	Old Dominion Freight Line	D	-2.87	1.30	GPN	Global Payments	A	2.34	1.30
2015-12-01	BBBY	Bed Bath & Beyond	D	-2.89	1.10	NCLH	Norwegian Cruise Line	A	2.33	1.10
2015-12-01	HNT	Health Net Inc	C	-1.85	0.80	HSIC	Henry Schein	A	2.52	0.80
2015-12-01	EV	Eaton Vance	D	-2.86	0.10	JLL	Jones Lang Lasalle	A	2.34	0.10
2015-12-01	BG	Bunge	D	-2.88	0.70	DLPH	Delphi Automotive	A	2.75	0.70
2015-12-01	MCO	Moody's	C	-1.85	1.70	IBKR	Interactive Brokers	A	2.33	1.70
2015-12-01	FHN	First Horizon National	C	-1.85	1.00	AFG	American Financial	A	2.33	1.00
2015-12-01	JACK	Jack In The Box	D	-2.88	1.20	ULTA	Ulta Beauty	A	2.32	1.20
2015-12-01	STLD	Steel Dynamics	D	-2.87	0.40	CYT	Cytec Industries	A	2.28	0.40
2015-12-01	SWKS	Skyworks Solutions	C	-1.87	1.40	SSNC	Ss&c Technologies	A	2.33	1.40

Date	Ticker	Name	R	SM	W (%)	Ticker	Name	R	SM	W (%)
2015-12-01	MOH	Molina Healthcare	C	-1.87	0.40	BCR	C R Bard	A	2.32	0.40
2015-12-01	DG	Dollar General	D	-2.87	1.70	SABR	Sabre	A	2.32	1.70
2015-12-01	WYN	Wyndham Worldwide	D	-2.86	1.40	AN	Autonation	A	2.31	1.40
2015-12-01	NSR	Neustar	D	-2.87	0.30	TSS	Total System Services	A	2.33	0.30
2015-12-01	MJN	Mead Johnson Nutrition	D	-2.87	1.20	ATVI	Activision Blizzard	A	2.61	1.20
2015-12-01	GNC	Gnc	D	-2.90	0.30					
2015-12-01	ALSN	Allison Transmission	D	-2.87	0.80	OA	Orbital Atk	A	2.32	0.80
2015-12-01	ZTS	Zoetis	C	-1.86	1.70	SIRO	Sirona Dental Systems	A	2.25	1.70
2015-12-01	NAVI	Navient	D	-2.91	0.30					
2016-01-01	LECO	Lincoln Electric	D	-2.88	1.20	LII	Lennox International	A	2.82	1.20
2016-01-01	WNR	Western Refining	C	-1.88	0.30	FSLR	First Solar	A	2.27	0.30
2016-01-01	ROK	Rockwell Automation	D	-2.87	0.60	CTAS	Cintas	A	2.56	0.60
2016-01-01	AON	Aon	D	-2.85	0.40	EXR	Extra Space Storage	A	2.83	0.40
2016-01-01	BBY	Best Buy	D	-2.88	0.20	UHAL	Amerco	A	2.81	0.20
2016-01-01	SAM	Boston Beer	D	-2.87	0.50	DLPH	Delphi Automotive	A	2.73	0.50
2016-01-01	WDR	Waddell & Reed Financial	D	-2.91	0.70					
2016-01-01	RGA	Reinsurance Group America	C	-1.86	0.50	EFX	Equifax	A	2.63	0.50
2016-01-01	CCK	Crown	C	-1.85	0.80	BR	Broadridge Financial Solutions	A	2.40	0.80
2016-01-01	MOS	The Mosaic	D	-2.91	0.50					
2016-01-01	GGP	Ggp	C	-1.86	1.60	SFG	Stancorp Fincl	A	2.61	1.60
2016-01-01	CTL	Centurylink	D	-2.90	0.80	TDS	Telephone And Data Systems	A	2.17	0.80
2016-01-01	CXW	Corecivic	D	-2.90	0.80	NDAQ	Nasdaq	A	2.46	0.80
2016-01-01	EAT	Brinker International	D	-2.87	0.80	EXPE	Expedia	A	2.43	0.80
2016-01-01	HST	Host Hotels & Resorts	D	-2.89	1.10	MSCI	Msci	A	2.44	1.10
2016-01-01	KEY	Keycorp	D	-2.86	1.40	THG	The Hanover Insurance	A	2.43	1.40
2016-01-01	NCR	Ncr	D	-2.88	0.40	IT	Gartner	A	2.43	0.40
2016-01-01	OKE	Oneok	D	-2.92	0.60					
2016-01-01	PCAR	Paccar	D	-2.88	0.90	AYI	Acuity Brands	A	2.36	0.90
2016-01-01	PEG	Public Service Enterprise	D	-2.85	0.40	NI	Nisource	A	3.00	0.40
2016-01-01	JBLU	Jetblue Airways	C	-1.86	0.70	ULTA	Ulta Beauty	A	2.36	0.70
2016-01-01	SVU	Supervalu	D	-2.91	0.30					
2016-01-01	TFX	Teleflex	C	-1.84	0.90	ALKS	Alkermes	A	2.95	0.90
2016-01-01	TRN	Trinity Industries	D	-2.89	0.50	VMC	Vulcan Materials Co	A	2.34	0.50
2016-01-01	TROW	T Rowe Price	D	-2.86	1.60	MKL	Markel	A	2.42	1.60
2016-01-01	WEX	Wex	D	-2.88	0.80	OA	Orbital Atk	A	2.33	0.80
2016-01-01	FL	Foot Locker	C	-1.86	1.40	AZO	Autozone	A	2.34	1.40
2016-01-01	AMG	Affiliated Managers	D	-2.88	0.80	AHL	Aspen Insurance	A	2.36	0.80
2016-01-01	AES	Aes	D	-2.89	0.20	TE	Teco Energy	A	2.25	0.20
2016-01-01	FD	Macy's	D	-2.92	0.10					
2016-01-01	UHS	Universal Health Services	C	-1.86	0.20	HSIC	Henry Schein	A	2.51	0.20
2016-01-01	ODFL	Old Dominion Freight Line	D	-2.88	1.10	GPN	Global Payments	A	2.31	1.10
2016-01-01	BBBY	Bed Bath & Beyond	D	-2.90	1.00	NCLH	Norwegian Cruise Line	A	2.33	1.00
2016-01-01	BG	Bunge	D	-2.88	0.70	ATVI	Activision Blizzard	A	2.61	0.70
2016-01-01	MCO	Moody's	C	-1.85	1.70	ELS	Equity Lifestyle Properties	A	2.33	1.70
2016-01-01	JACK	Jack In The Box	D	-2.87	1.30	SABR	Sabre	A	2.30	1.30
2016-01-01	STLD	Steel Dynamics	D	-2.87	0.40	ARG	Airgas Inc	A	2.26	0.40
2016-01-01	BIG	Big Lots	D	-2.87	1.10	CVC	Cablevision Systems Corp	A	2.30	1.10
2016-01-01	SWKS	Skyworks Solutions	D	-2.88	1.30	DOX	Amdocs	A	2.32	1.30
2016-01-01	MOH	Molina Healthcare	C	-1.88	0.40	BCR	C R Bard	A	2.32	0.40
2016-01-01	DG	Dollar General	D	-2.85	1.70	LB	L Brands	A	2.30	1.70
2016-01-01	WYN	Wyndham Worldwide	D	-2.87	1.40	AN	Autonation	A	2.29	1.40

Date	Ticker	Name	R	SM	W (%)	Ticker	Name	R	SM	W (%)
2016-01-01	NSR	Neustar	D	-2.87	0.30	TSS	Total System Services	A	2.29	0.30
2016-01-01	MJN	Mead Johnson Nutrition	D	-2.87	1.20	SNA	Snap-on	A	2.59	1.20
2016-01-01	GNC	Gnc	D	-2.90	0.30	SIX	Six Flags Entertainment	A	2.28	0.30
2016-01-01	ALSN	Allison Transmission	D	-2.87	0.70	BWXT	Bwx Technologies	A	2.28	0.70
2016-02-01	AMB	Prologis	C	-1.85	0.30	EXR	Extra Space Storage	A	2.84	0.30
2016-02-01	LECO	Lincoln Electric	D	-2.88	1.20	LII	Lennox International	A	2.78	1.20
2016-02-01	WNR	Western Refining	D	-2.89	0.20	FSLR	First Solar	A	2.28	0.20
2016-02-01	ROK	Rockwell Automation	D	-2.88	0.60	OA	Orbital Atk	A	2.33	0.60
2016-02-01	AON	Aon	D	-2.86	0.70	SFG	Stancorp Fincl	A	2.61	0.70
2016-02-01	BBY	Best Buy	D	-2.89	0.20	UHAL	Amerco	A	2.75	0.20
2016-02-01	BC	Brunswick	D	-2.88	1.10	DLPH	Delphi Automotive	A	2.56	1.10
2016-02-01	SAM	Boston Beer	D	-2.88	0.50	SNA	Snap-on	A	2.56	0.50
2016-02-01	WDR	Waddell & Reed Financial	D	-2.91	0.60					
2016-02-01	FDS	Factset Research Systems	C	-1.86	0.70	ULTA	Ulta Beauty	A	2.35	0.70
2016-02-01	RGA	Reinsurance Group America	D	-2.86	0.50	EFX	Equifax	A	2.60	0.50
2016-02-01	CCK	Crown	D	-2.87	0.80	AYI	Acuity Brands	A	2.31	0.80
2016-02-01	CTL	Centurylink	D	-2.90	0.80	LVLTL	Level 3 Communications	B	1.17	0.80
2016-02-01	TCO	Taubman Centers	C	-1.85	1.10	NDAQ	Nasdaq	A	2.48	1.10
2016-02-01	ORLY	O'reilly Automotive	C	-1.84	2.00	CVC	Cablevision Systems Corp	A	2.30	2.00
2016-02-01	PPS	Post Propert Reit	C	-1.85	0.70	THG	The Hanover Insurance	A	2.43	0.70
2016-02-01	CXW	Corecivic	D	-2.89	0.30	MSCI	Msci	A	2.41	0.30
2016-02-01	EAT	Brinker International	D	-2.87	0.90	LB	L Brands	A	2.30	0.90
2016-02-01	HST	Host Hotels & Resorts	D	-2.91	1.10					
2016-02-01	KRC	Kilroy Realty	D	-2.88	1.00	MKL	Markel	A	2.41	1.00
2016-02-01	INT	World Fuel Services	D	-2.85	1.00	VMC	Vulcan Materials Co	A	2.31	1.00
2016-02-01	KEY	Keycorp	D	-2.88	1.20	AHL	Aspen Insurance	A	2.35	1.20
2016-02-01	NCR	Ncr	D	-2.90	0.30	IT	Gartner	A	2.42	0.30
2016-02-01	LNC	Lincoln National	D	-2.89	1.30	ELS	Equity Lifestyle Properties	A	2.34	1.30
2016-02-01	EA	Electronic Arts	C	-1.86	1.70	ATVI	Activision Blizzard	A	2.55	1.70
2016-02-01	PCAR	Paccar	D	-2.88	0.10	GPN	Global Payments	A	2.29	0.10
2016-02-01	JBLU	Jetblue Airways	C	-1.86	1.50	SIX	Six Flags Entertainment	A	2.26	1.50
2016-02-01	CHRW	C.h.robinson Worldwide	D	-2.85	0.60	G	Genpact	A	2.26	0.60
2016-02-01	SVU	Supervalu	D	-2.94	0.20					
2016-02-01	TRN	Trinity Industries	D	-2.90	0.50					
2016-02-01	TROW	T Rowe Price	D	-2.87	1.60	AFG	American Financial	A	2.32	1.60
2016-02-01	WEX	Wex	D	-2.90	0.70	JKHY	Jack Henry & Associates	A	2.26	0.70
2016-02-01	FL	Foot Locker	C	-1.85	1.60	TSCO	Tractor Supply	A	2.25	1.60
2016-02-01	CBG	Cbre	D	-2.88	0.00	CACC	Credit Acceptance	A	2.29	0.00
2016-02-01	AMG	Affiliated Managers	D	-2.90	0.70					
2016-02-01	AES	Aes	D	-2.89	0.20	NI	Nisource	A	3.00	0.20
2016-02-01	UHS	Universal Health Services	C	-1.87	0.40	HSIC	Henry Schein	A	2.50	0.40
2016-02-01	ODFL	Old Dominion Freight Line	D	-2.88	0.50	WCN	Waste Connections	A	2.25	0.50
2016-02-01	RS	Reliance Steel And Aluminum	D	-2.84	0.80	ARG	Airgas Inc	A	2.27	0.80
2016-02-01	BBBY	Bed Bath & Beyond	D	-2.91	1.00					
2016-02-01	DST	Dst Systems	C	-1.87	1.50	DOX	Amdocs	A	2.32	1.50
2016-02-01	BG	Bunge	D	-2.89	0.70	HRL	Hormel Foods	A	2.48	0.70
2016-02-01	MCO	Moody's	C	-1.87	1.60	JLL	Jones Lang Lasalle	A	2.28	1.60
2016-02-01	NTAP	Netapp	D	-2.89	0.00	SWI	SolarWinds	A	2.26	0.00
2016-02-01	CTXS	Citrix Systems	C	-1.86	1.60	SNDK	Sandisk Corp	A	2.26	1.60

Date	Ticker	Name	R	SM	W (%)	Ticker	Name	R	SM	W (%)
2016-02-01	AMP	Ameriprise Financial	D	-2.89	0.40	PRE	Partnerre	A	2.27	0.40
2016-02-01	JWN	Nordstrom	D	-2.89	0.40	AMCX	Amc Networks	A	2.23	0.40
2016-02-01	FHN	First Horizon National	C	-1.86	0.50	UDR	Udr	A	2.26	0.50
2016-02-01	ANSS	Ansys	C	-1.85	0.50	CDNS	Cadence Design Systems	A	2.25	0.50
2016-02-01	JACK	Jack In The Box	D	-2.87	0.60	RCL	Royal Caribbean Cruises	A	2.21	0.60
2016-02-01	STLD	Steel Dynamics	D	-2.87	0.40	AVY	Avery Dennison	A	2.24	0.40
2016-02-01	BIG	Big Lots	D	-2.87	1.10	ROST	Ross Stores	A	2.21	1.10
2016-02-01	SWKS	Skyworks Solutions	D	-2.89	1.20	NVDA	Nvidia	A	2.25	1.20
2016-02-01	MOH	Molina Healthcare	D	-2.89	0.40	ALKS	Alkermes	A	2.39	0.40
2016-02-01	SPR	Spirit Aerosystems	D	-2.87	1.40	ALLE	Allegion	A	2.25	1.40
2016-02-01	LEA	Lear	C	-1.86	1.50	GMCR	Keurig Green Mountain	A	2.37	1.50
2016-02-01	WYN	Wyndham Worldwide	D	-2.88	1.30	IPG	Interpublic Group Of Companies	A	2.20	1.30
2016-02-01	NSR	Neustar	D	-2.87	0.30	MAS	Masco	A	2.24	0.30
2016-02-01	MJN	Mead Johnson Nutrition	D	-2.89	1.10	PF	Pinnacle Foods	A	2.32	1.10
2016-02-01	GNC	Gnc	D	-2.91	0.30					
2016-02-01	ALSN	Allison Transmission	D	-2.88	0.70	TSS	Total System Services	A	2.23	0.70
2016-02-01	NWSA	News	D	-2.86	0.20	SY	Sysco	A	2.20	0.20
2016-03-01	AMB	Prologis	D	-2.85	0.30	EXR	Extra Space Storage	A	2.79	0.30
2016-03-01	WNR	Western Refining	D	-2.91	0.20					
2016-03-01	AON	Aon	D	-2.85	0.70	SFG	Stancorp Fincl	A	2.61	0.70
2016-03-01	BBY	Best Buy	D	-2.87	0.20	ULTA	Ulta Beauty	A	2.33	0.20
2016-03-01	BC	Brunswick	D	-2.87	1.30	SNA	Snap-on	A	2.52	1.30
2016-03-01	SAM	Boston Beer	D	-2.88	0.50	HRL	Hormel Foods	A	2.50	0.50
2016-03-01	WDR	Waddell & Reed Financial	D	-2.92	0.50					
2016-03-01	FDS	Factset Research Systems	D	-2.85	0.70	CVC	Cablevision Systems Corp	A	2.31	0.70
2016-03-01	CCK	Crown	D	-2.86	0.70	AYI	Acuity Brands	A	2.34	0.70
2016-03-01	MAR	Marriott International	D	-2.85	0.80	LB	L Brands	A	2.27	0.80
2016-03-01	TCO	Taubman Centers	D	-2.84	0.90	EFX	Equifax	A	2.60	0.90
2016-03-01	ORLY	O'reilly Automotive	C	-1.84	1.90	SIX	Six Flags Entertainment	A	2.26	1.90
2016-03-01	PPS	Post Propert Reit	C	-1.85	0.60	NDAQ	Nasdaq	A	2.50	0.60
2016-03-01	EAT	Brinker International	D	-2.87	0.80	SFM	Sprouts Farmers Market	A	2.24	0.80
2016-03-01	HST	Host Hotels & Resorts	D	-2.89	1.20	THG	The Hanover Insurance	A	2.45	1.20
2016-03-01	HFC	Hollyfrontier	D	-2.89	0.40	FSLR	First Solar	A	2.28	0.40
2016-03-01	KRC	Kilroy Realty	D	-2.88	1.40	MSCI	Msci	A	2.44	1.40
2016-03-01	INT	World Fuel Services	D	-2.82	1.20	GPN	Global Payments	A	2.30	1.20
2016-03-01	KEY	Keycorp	D	-2.88	1.10	ELS	Equity Lifestyle Properties	A	2.36	1.10
2016-03-01	NCR	Ncr	D	-2.88	0.40	IT	Gartner	A	2.40	0.40
2016-03-01	LNC	Lincoln National	D	-2.89	1.20	AFG	American Financial	A	2.31	1.20
2016-03-01	EA	Electronic Arts	C	-1.86	1.60	GMCR	Keurig Green Mountain	A	2.38	1.60
2016-03-01	CIEN	Ciena	D	-2.86	1.40	DOX	Amdocs	A	2.33	1.40
2016-03-01	NUE	Nucor	D	-2.86	0.80	NEM	Newmont Mining	A	2.27	0.80
2016-03-01	JBLU	Jetblue Airways	C	-1.86	1.40	SBH	Sally Beauty	A	2.24	1.40
2016-03-01	STI	Suntrust Banks	D	-2.87	1.10	CACC	Credit Acceptance	A	2.30	1.10
2016-03-01	SVU	Supervalu	D	-2.93	0.20					
2016-03-01	TROW	T Rowe Price	D	-2.86	1.60	PRE	Partnerre	A	2.27	1.60
2016-03-01	TXT	Textron	D	-2.87	0.40	OA	Orbital Atk	A	2.29	0.40
2016-03-01	WEX	Wex	D	-2.90	0.60					
2016-03-01	UNM	Unum	D	-2.86	1.10	IBKR	Interactive Brokers	A	2.27	1.10
2016-03-01	FL	Foot Locker	C	-1.86	1.40	MUSA	Murphy Usa	A	2.22	1.40
2016-03-01	CBG	Cbre	D	-2.89	0.10	UDR	Udr	A	2.25	0.10
2016-03-01	AMG	Affiliated Managers	D	-2.89	0.70	TFSL	Tfs Financial	A	2.25	0.70
2016-03-01	AES	Aes	D	-2.88	0.20	NI	Nisource	A	3.00	0.20
2016-03-01	UHS	Universal Health Services	D	-2.87	0.40	HSIC	Henry Schein	A	2.55	0.40

Date	Ticker	Name	R	SM	W (%)	Ticker	Name	R	SM	W (%)
2016-03-01	RS	Reliance Steel And Aluminum	D	-2.82	1.40	ARG	Airgas Inc	A	2.27	1.40
2016-03-01	BBBY	Bed Bath & Beyond	D	-2.90	1.10	DPZ	Domino's Pizza	A	2.22	1.10
2016-03-01	DST	Dst Systems	D	-2.87	1.40	NVDA	Nvidia	A	2.28	1.40
2016-03-01	MCO	Moody's	D	-2.86	1.50	ERIE	Erie Indemnity	A	2.24	1.50
2016-03-01	NTAP	Netapp	D	-2.88	0.00	SLH	Solera Holdings	A	2.26	0.00
2016-03-01	CTXS	Citrix Systems	C	-1.85	1.60	NUAN	Nuance Communications	A	2.25	1.60
2016-03-01	AMP	Ameriprise Financial	D	-2.89	0.40	EQIX	Equinix Inc	A	2.24	0.40
2016-03-01	JWN	Nordstrom	D	-2.89	0.40	DLTR	Dollar Tree	A	2.22	0.40
2016-03-01	ANSS	Ansys	C	-1.85	0.50	KLAC	Kla-tencor	A	2.25	0.50
2016-03-01	JACK	Jack In The Box	D	-2.88	0.50	DLB	Dolby Laboratories	A	2.22	0.50
2016-03-01	STLD	Steel Dynamics	D	-2.86	0.40	AVY	Avery Dennison	A	2.27	0.40
2016-03-01	WOR	Worthington Industries	C	-1.83	0.30	CBT	Cabot	A	2.24	0.30
2016-03-01	BIG	Big Lots	D	-2.86	1.20	ROST	Ross Stores	A	2.21	1.20
2016-03-01	SWKS	Skyworks Solutions	D	-2.89	1.00	CREE	Cree	A	2.24	1.00
2016-03-01	MOH	Molina Healthcare	D	-2.87	0.40	ALKS	Alkermes	A	2.41	0.40
2016-03-01	SPR	Spirit Aerosystems	D	-2.87	1.40	G	Genpact	A	2.28	1.40
2016-03-01	LEA	Lear	C	-1.86	1.40	COTY	Coty	A	2.36	1.40
2016-03-01	WYN	Wyndham Worldwide	D	-2.87	1.40	SYZ	Sysco	A	2.21	1.40
2016-03-01	NSR	Neustar	D	-2.87	0.30	MAS	Masco	A	2.27	0.30
2016-03-01	CVI	Cvr Energy	D	-2.92	0.50					
2016-03-01	MJN	Mead Johnson Nutrition	D	-2.88	1.10	PF	Pinnacle Foods	A	2.33	1.10
2016-03-01	VC	Visteon	D	-2.90	1.30					
2016-03-01	GNC	Gnc	D	-2.90	0.30					
2016-03-01	MPC	Marathon Petroleum	D	-2.90	0.30					
2016-03-01	ALSN	Allison Transmission	D	-2.89	0.70	WCN	Waste Connections	A	2.27	0.70
2016-03-01	NWSA	News	D	-2.89	0.10	OMC	Omnicom	A	2.20	0.10
2016-04-01	WNR	Western Refining	D	-2.91	0.20					
2016-04-01	BC	Brunswick	D	-2.86	1.40	SNA	Snap-on	A	2.55	1.40
2016-04-01	SAM	Boston Beer	D	-2.88	0.40	HRL	Hormel Foods	A	2.51	0.40
2016-04-01	FDS	Factset Research Systems	D	-2.86	0.60	ULTA	Ulta Beauty	A	2.38	0.60
2016-04-01	CNC	Centene	D	-2.85	0.20	HSIC	Henry Schein	A	2.56	0.20
2016-04-01	CCK	Crown	D	-2.85	0.70	AYI	Acuity Brands	A	2.35	0.70
2016-04-01	TCO	Taubman Centers	D	-2.84	0.80	EXR	Extra Space Storage	A	2.88	0.80
2016-04-01	EAT	Brinker International	D	-2.88	0.70	CVC	Cablevision Systems Corp	A	2.31	0.70
2016-04-01	HST	Host Hotels & Resorts	D	-2.89	1.10	EFX	Equifax	A	2.66	1.10
2016-04-01	HFC	Hollyfrontier	D	-2.89	0.40	FSLR	First Solar	A	2.28	0.40
2016-04-01	KRC	Kilroy Realty	D	-2.87	1.50	NDAQ	Nasdaq	A	2.52	1.50
2016-04-01	KEY	Keycorp	D	-2.88	1.00	THG	The Hanover Insurance	A	2.49	1.00
2016-04-01	LNC	Lincoln National	D	-2.88	1.10	MSCI	Msci	A	2.46	1.10
2016-04-01	EA	Electronic Arts	C	-1.86	1.50	COTY	Coty	A	2.36	1.50
2016-04-01	CIEN	Ciena	D	-2.87	1.20	IT	Gartner	A	2.43	1.20
2016-04-01	JBLU	Jetblue Airways	C	-1.87	1.40	WYNN	Wynn Resorts	A	2.31	1.40
2016-04-01	STI	Suntrust Banks	D	-2.86	1.00	ELS	Equity Lifestyle Properties	A	2.36	1.00
2016-04-01	SVU	Supervalu	D	-2.92	0.20					
2016-04-01	UTHR	United Therapeutics	D	-2.90	0.90					
2016-04-01	TROW	T Rowe Price	D	-2.86	1.50	AFG	American Financial	A	2.32	1.50
2016-04-01	TSO	Tesoro	D	-2.88	1.20	RES	Rpc	A	2.27	1.20
2016-04-01	TXT	Textron	D	-2.86	0.40	OA	Orbital Atk	A	2.32	0.40
2016-04-01	WEX	Wex	D	-2.88	0.70	GNP	Global Payments	A	2.32	0.70
2016-04-01	UNM	Unum	D	-2.86	1.40	IBKR	Interactive Brokers	A	2.30	1.40
2016-04-01	FL	Foot Locker	C	-1.86	1.30	GRPN	Groupon	A	2.29	1.30
2016-04-01	CBG	Cbre	D	-2.88	0.10	UDR	Udr	A	2.27	0.10
2016-04-01	AMG	Affiliated Managers	D	-2.88	0.90	MAA	Mid-america Apartment Communities	A	2.26	0.90
2016-04-01	CATY	Cathay General Bancorp	D	-2.86	1.10	TFSL	Tfs Financial	A	2.26	1.10

Date	Ticker	Name	R	SM	W (%)	Ticker	Name	R	SM	W (%)
2016-04-01	UHS	Universal Health Services	D	-2.86	0.50	BCR	C R Bard	A	2.35	0.50
2016-04-01	BBBY	Bed Bath & Beyond	D	-2.90	1.00	SIX	Six Flags Entertainment	A	2.29	1.00
2016-04-01	DST	Dst Systems	D	-2.86	1.30	DOX	Amdocs	A	2.35	1.30
2016-04-01	MCO	Moody's	D	-2.86	1.50	EQIX	Equinix Inc	A	2.25	1.50
2016-04-01	PKI	Perkinelmer	D	-2.85	0.30	MAS	Masco	A	2.30	0.30
2016-04-01	AMP	Ameriprise Financial	D	-2.89	0.40	ACC	American Campus Communities	A	2.24	0.40
2016-04-01	ANSS	Ansys	D	-2.85	0.50	NVDA	Nvidia	A	2.31	0.50
2016-04-01	JACK	Jack In The Box	D	-2.89	0.40	JCP	Jc Penney	A	2.28	0.40
2016-04-01	SWKS	Skyworks Solutions	D	-2.87	0.50	KLAC	Kla-tencor	A	2.26	0.50
2016-04-01	ABC	Amerisourcebergen	D	-2.88	0.80	CPA	Copa	A	2.28	0.80
2016-04-01	SPR	Spirit Aerosystems	D	-2.87	1.30	G	Genpact	A	2.29	1.30
2016-04-01	TPX	Tempur Sealy International	D	-2.88	0.40	HLF	Herbalife	A	2.35	0.40
2016-04-01	CVI	Cvr Energy	D	-2.91	0.50					
2016-04-01	VC	Visteon	D	-2.89	1.30	PF	Pinnacle Foods	A	2.34	1.30
2016-04-01	GNC	Gnc	D	-2.90	0.30	SBH	Sally Beauty	A	2.25	0.30
2016-04-01	MPC	Marathon Petroleum	D	-2.90	0.30	PTEN	Patterson-uti Energy	A	2.24	0.30
2016-04-01	NWSA	News	D	-2.86	0.20	SFM	Sprouts Farmers Market	A	2.24	0.20
2016-04-01	ZTS	Zoetis	D	-2.84	0.80	ALR	Alere	A	2.24	0.80
2016-05-02	WNR	Western Refining	D	-2.91	0.20					
2016-05-02	SAM	Boston Beer	D	-2.90	0.40	COTY	Coty	A	2.39	0.40
2016-05-02	FDS	Factset Research Systems	D	-2.86	0.50	ULTA	Ulta Beauty	A	2.41	0.50
2016-05-02	CNC	Centene	D	-2.84	0.20	HSIC	Henry Schein	A	2.56	0.20
2016-05-02	CI	Cigna	D	-2.86	0.40	BCR	C R Bard	A	2.36	0.40
2016-05-02	TCO	Taubman Centers	D	-2.84	0.80	EXR	Extra Space Storage	A	2.82	0.80
2016-05-02	HST	Host Hotels & Resorts	D	-2.89	1.10	EFX	Equifax	A	2.68	1.10
2016-05-02	HFC	Hollyfrontier	D	-2.89	0.50	MUR	Murphy Oil	A	2.37	0.50
2016-05-02	IDTI	Integrated Device Technology	D	-2.89	1.00	DDD	3d Systems	A	2.43	1.00
2016-05-02	KEY	Keycorp	D	-2.87	1.20	NDAQ	Nasdaq	A	2.49	1.20
2016-05-02	KR	Kroger	C	-1.86	1.20	CVC	Cablevision Systems Corp	A	2.32	1.20
2016-05-02	LNC	Lincoln National	D	-2.87	1.20	MSCI	Msci	A	2.46	1.20
2016-05-02	EA	Electronic Arts	D	-2.86	1.40	AVP	Avon Products	A	2.33	1.40
2016-05-02	CIEN	Ciena	D	-2.89	1.10	DOX	Amdocs	A	2.33	1.10
2016-05-02	JBLU	Jetblue Airways	C	-1.88	1.30	WYNN	Wynn Resorts	A	2.31	1.30
2016-05-02	SVU	Supervalu	D	-2.93	0.20					
2016-05-02	UTHR	United Therapeutics	D	-2.90	0.90					
2016-05-02	TSO	Tesoro	D	-2.89	1.50	RRC	Range Resources	A	2.35	1.50
2016-05-02	TXT	Textron	D	-2.85	0.40	JOY	Joy Global	A	2.40	0.40
2016-05-02	FL	Foot Locker	D	-2.86	1.30	SIX	Six Flags Entertainment	A	2.30	1.30
2016-05-02	CBG	Cbre	D	-2.87	0.10	THG	The Hanover Insurance	A	2.46	0.10
2016-05-02	HOLX	Hologic	D	-2.85	1.40	MDVN	Medivation	A	2.35	1.40
2016-05-02	BBBY	Bed Bath & Beyond	D	-2.90	0.10					
2016-05-02	AMP	Ameriprise Financial	D	-2.88	0.40	ELS	Equity Lifestyle Properties	A	2.35	0.40
2016-05-02	ANSS	Ansys	D	-2.84	0.50	NVDA	Nvidia	A	2.31	0.50
2016-05-02	SWKS	Skyworks Solutions	D	-2.89	0.50	LXK	Lexmark Intl	A	2.26	0.50
2016-05-02	ABC	Amerisourcebergen	D	-2.88	0.70	GRPN	Groupon	A	2.26	0.70
2016-05-02	SPR	Spirit Aerosystems	D	-2.86	1.40	AYI	Acuity Brands	A	2.38	1.40
2016-05-02	TPX	Tempur Sealy International	D	-2.88	1.20	HLF	Herbalife	A	2.33	1.20
2016-05-02	CVI	Cvr Energy	D	-2.92	0.50					
2016-05-02	VC	Visteon	D	-2.89	1.40	STZ	Constellation Brands	A	2.32	1.40
2016-05-02	MPC	Marathon Petroleum	D	-2.89	0.30	RES	Rpc	A	2.29	0.30
2016-05-02	NWSA	News	D	-2.87	0.10	CPA	Copa	A	2.26	0.10
2016-06-01	WNR	Western Refining	D	-2.92	0.10					
2016-06-01	SAM	Boston Beer	D	-2.90	0.40	COTY	Coty	A	2.33	0.40
2016-06-01	NUAN	Nuance Communications	C	-1.87	1.20	NVDA	Nvidia	A	2.40	1.20

Date	Ticker	Name	R	SM	W (%)	Ticker	Name	R	SM	W (%)
2016-06-01	CI	Cigna	D	-2.87	0.40	HSIC	Henry Schein	A	2.56	0.40
2016-06-01	MAR	Marriott International	D	-2.85	1.50	ULTA	Ulta Beauty	A	2.46	1.50
2016-06-01	TCO	Taubman Centers	D	-2.84	0.80	EXR	Extra Space Storage	A	2.87	0.80
2016-06-01	EAT	Brinker International	D	-2.84	0.70	CVC	Cablevision Systems Corp	A	2.33	0.70
2016-06-01	HFC	Hollyfrontier Allscripts	D	-2.91	0.40					
2016-06-01	MDRX	Healthcare Solutions	D	-2.84	0.10	DDD	3d Systems	A	2.35	0.10
2016-06-01	HRL	Hormel Foods	C	-1.87	0.60	HLF	Herbalife	A	2.33	0.60
2016-06-01	KEY	Keycorp	D	-2.86	1.20	EFX	Equifax	A	2.71	1.20
2016-06-01	KR	Kroger	D	-2.86	1.20	WYNN	Wynn Resorts	A	2.31	1.20
2016-06-01	LNC	Lincoln National	D	-2.87	1.30	NDAQ	Nasdaq	A	2.51	1.30
2016-06-01	CIEN	Ciena	D	-2.88	1.10	DOX	Amdocs	A	2.33	1.10
2016-06-01	JBLU	Jetblue Airways	D	-2.89	1.20	SIX	Six Flags Entertainment	A	2.29	1.20
2016-06-01	UTHR	United Therapeutics	D	-2.89	1.00	MDVN	Medivation	A	2.37	1.00
2016-06-01	TSO	Tesoro	D	-2.89	1.40	DNR	Denbury Resources	A	2.73	1.40
2016-06-01	TXT	Textron	D	-2.85	0.20	AYI	Acuity Brands	A	2.40	0.20
2016-06-01	FL	Foot Locker	D	-2.88	1.10	DLB	Dolby Laboratories	A	2.26	1.10
2016-06-01	CBG	Cbre	D	-2.87	0.10	MSCI	Msci	A	2.48	0.10
2016-06-01	HOLX	Hologic	D	-2.85	1.40	BCR	C R Bard	A	2.37	1.40
2016-06-01	BBBY	Bed Bath & Beyond	D	-2.91	0.10					
2016-06-01	AMP	Ameriprise Financial	D	-2.88	1.00	THG	The Hanover Insurance	A	2.47	1.00
2016-06-01	JWN	Nordstrom	D	-2.89	0.30	IGT	International Game Technology	A	2.25	0.30
2016-06-01	ABC	Amerisourcebergen	D	-2.89	0.60	DLTR	Dollar Tree	A	2.24	0.60
2016-06-01	SPR	Spirit Aerosystems	D	-2.86	1.40	GPN	Global Payments	A	2.38	1.40
2016-06-01	WYN	Wyndham Worldwide	D	-2.86	1.10	DNB	Dun & Bradstreet	A	2.24	1.10
2016-06-01	TPX	Tempur Sealy International	D	-2.87	1.20	NVR	Nvr	A	2.32	1.20
2016-06-01	NSR	Neustar	D	-2.86	0.30	SPXC	Spx	A	2.35	0.30
2016-06-01	CVI	Cvr Energy	D	-2.93	0.40					
2016-06-01	VC	Visteon	D	-2.90	1.30	PF	Pinnacle Foods	A	2.32	1.30
2016-06-01	MPC	Marathon Petroleum	D	-2.90	0.30	WPX	Wpx Energy	A	2.49	0.30
2016-06-01	SERV	Servicemaster Global	C	-1.85	1.30	MIK	The Michaels Companies	A	2.24	1.30
2016-06-01	SYF	Synchrony Financial	D	-2.85	0.80	ELS	Equity Lifestyle Properties	A	2.37	0.80
2016-07-01	WNR	Western Refining	D	-2.93	0.10					
2016-07-01	ALK	Alaska Air	D	-2.89	0.90	ULTA	Ulta Beauty	A	2.48	0.90
2016-07-01	NUAN	Nuance Communications	D	-2.88	1.20	NVDA	Nvidia	A	2.40	1.20
2016-07-01	CI	Cigna	D	-2.87	0.40	HSIC	Henry Schein	A	2.58	0.40
2016-07-01	MAR	Marriott International	D	-2.85	1.50	MTN	Vail Resorts	A	2.36	1.50
2016-07-01	EAT	Brinker International	D	-2.84	0.30	WYNN	Wynn Resorts	A	2.30	0.30
2016-07-01	HFC	Hollyfrontier Allscripts	D	-2.92	0.40					
2016-07-01	MDRX	Healthcare Solutions	D	-2.84	0.10	TYL	Tyler Technologies	A	2.36	0.10
2016-07-01	HRL	Hormel Foods	C	-1.86	0.60	POST	Post	A	2.44	0.60
2016-07-01	KEY	Keycorp	D	-2.88	1.00	EXR	Extra Space Storage	A	2.85	1.00
2016-07-01	KR	Kroger	D	-2.86	1.20	SIX	Six Flags Entertainment	A	2.29	1.20
2016-07-01	LNC	Lincoln National Brocade	D	-2.89	1.10	EFX	Equifax	A	2.72	1.10
2016-07-01	BRCD	Brocade Communications Systems	D	-2.84	0.90	CSC	Computer Sciences	A	2.30	0.90
2016-07-01	MOT	Motorola Solutions	C	-1.86	0.70	CY	Cypress Semiconductor	A	2.28	0.70
2016-07-01	JBLU	Jetblue Airways	D	-2.90	1.10	BURL	Burlington Stores	A	2.27	1.10
2016-07-01	UTHR	United Therapeutics	D	-2.90	0.90					
2016-07-01	TSO	Tesoro	D	-2.89	1.40	SM	Sm Energy	A	2.62	1.40

Date	Ticker	Name	R	SM	W (%)	Ticker	Name	R	SM	W (%)
2016-07-01	TXT	Textron	D	-2.86	0.20	AYI	Acuity Brands	A	2.39	0.20
2016-07-01	FL	Foot Locker	D	-2.88	1.10	DLB	Dolby Laboratories	A	2.26	1.10
2016-07-01	CBG	Cbre	D	-2.89	0.00	CONE	Cyrusone	A	2.51	0.00
2016-07-01	HOLX	Hologic	D	-2.85	1.40	AMSG	Amsurg	A	2.49	1.40
2016-07-01	BRKR	Bruker	C	-1.87	0.30	BCR	C R Bard	A	2.40	0.30
2016-07-01	BBBY	Bed Bath & Beyond	D	-2.91	0.10					
2016-07-01	HIG	The Hartford Financial Services	D	-2.85	0.30	MSCI	Msci	A	2.47	0.30
2016-07-01	AMP	Ameriprise Financial	D	-2.89	0.90	ELS	Equity Lifestyle Properties	A	2.40	0.90
2016-07-01	JWN	Nordstrom	D	-2.89	0.30	MUSA	Murphy Usa	A	2.25	0.30
2016-07-01	ABC	Amerisourcebergen	D	-2.88	0.70	DLTR	Dollar Tree	A	2.25	0.70
2016-07-01	WYN	Wyndham Worldwide	D	-2.85	1.20	IGT	International Game Technology	A	2.25	1.20
2016-07-01	TPX	Tempur Sealy International	D	-2.89	1.10	PF	Pinnacle Foods	A	2.35	1.10
2016-07-01	NSR	Neustar	D	-2.85	0.30	GPN	Global Payments	A	2.35	0.30
2016-07-01	CVI	Cvr Energy	D	-2.94	0.30					
2016-07-01	VC	Visteon	D	-2.91	1.10					
2016-07-01	KORS	Michael Kors	C	-1.86	0.70	NVR	Nvr	A	2.33	0.70
2016-07-01	Q	Quintiles Ims	D	-2.84	0.80	MDVN	Medivation	A	2.37	0.80
2016-07-01	SYF	Synchrony Financial	D	-2.88	0.70	ZG	Zillow	A	2.35	0.70
2016-08-01	ALK	Alaska Air	D	-2.87	1.10	ULTA	Ulta Beauty	A	2.51	1.10
2016-08-01	NUAN	Nuance Communications	D	-2.88	1.40	NVDA	Nvidia	A	2.49	1.40
2016-08-01	CI	Cigna	D	-2.88	0.40	HSIC	Henry Schein	A	2.59	0.40
2016-08-01	HFC	Hollyfrontier	D	-2.92	0.40					
2016-08-01	HRL	Hormel Foods	C	-1.86	0.60	POST	Post	A	2.46	0.60
2016-08-01	KR	Kroger	D	-2.87	1.10	MTN	Vail Resorts	A	2.37	1.10
2016-08-01	MOT	Motorola Solutions	C	-1.85	0.70	TYL	Tyler Technologies	A	2.36	0.70
2016-08-01	JBLU	Jetblue Airways	D	-2.89	1.20	YELP	Yelp	A	2.32	1.20
2016-08-01	TSO	Tesoro	D	-2.89	1.30	SM	Sm Energy	A	2.55	1.30
2016-08-01	FL	Foot Locker	D	-2.87	1.20	WYNN	Wynn Resorts	A	2.32	1.20
2016-08-01	AMG	Affiliated Managers	D	-2.87	0.70	EXR	Extra Space Storage	A	2.81	0.70
2016-08-01	HOLX	Hologic	D	-2.83	1.50	AMSG	Amsurg	A	2.46	1.50
2016-08-01	BRKR	Bruker	C	-1.86	0.50	MDVN	Medivation	A	2.39	0.50
2016-08-01	OII	Oceaneering International	D	-2.90	0.30					
2016-08-01	BBBY	Bed Bath & Beyond	D	-2.91	0.10					
2016-08-01	HIG	The Hartford Financial Services	D	-2.87	0.20	EFX	Equifax	A	2.74	0.20
2016-08-01	JWN	Nordstrom	D	-2.88	0.30	BURL	Burlington Stores	A	2.31	0.30
2016-08-01	ABC	Amerisourcebergen	D	-2.88	0.70	HRI	Herc	A	2.30	0.70
2016-08-01	SPR	Spirit Aerosystems	D	-2.84	1.30	AYI	Acuity Brands	A	2.41	1.30
2016-08-01	VC	Visteon	D	-2.90	1.10					
2016-08-01	GNC	Gnc	D	-2.91	0.20					
2016-08-01	SFM	Sprouts Farmers Market	C	-1.87	0.70	P	Pandora Media	A	2.29	0.70
2016-08-01	KORS	Michael Kors	C	-1.85	0.80	HLF	Herbalife	A	2.38	0.80
2016-09-01	ALK	Alaska Air	D	-2.87	1.10	ULTA	Ulta Beauty	A	2.48	1.10
2016-09-01	NUAN	Nuance Communications	D	-2.89	1.30	NVDA	Nvidia	A	2.55	1.30
2016-09-01	CI	Cigna	D	-2.87	0.40	MDVN	Medivation	A	2.49	0.40
2016-09-01	HRL	Hormel Foods	C	-1.86	0.60	POST	Post	A	2.45	0.60
2016-09-01	KR	Kroger	D	-2.88	1.00	MTN	Vail Resorts	A	2.41	1.00
2016-09-01	LUV	Southwest Airlines	D	-2.88	1.30	YELP	Yelp	A	2.39	1.30
2016-09-01	PPL	Ppl	C	-1.86	0.60	NI	Nisource	A	3.00	0.60
2016-09-01	JBLU	Jetblue Airways	D	-2.90	1.00					
2016-09-01	TROW	T Rowe Price	C	-1.85	1.40	EXR	Extra Space Storage	A	2.76	1.40
2016-09-01	TSO	Tesoro	D	-2.90	1.30	SM	Sm Energy	A	2.82	1.30
2016-09-01	RHT	Red Hat	C	-1.84	0.80	TYL	Tyler Technologies	A	2.37	0.80
2016-09-01	AMG	Affiliated Managers	D	-2.87	0.70	EFX	Equifax	A	2.75	0.70
2016-09-01	BRKR	Bruker	C	-1.87	0.50	BCR	C R Bard	A	2.37	0.50
2016-09-01	OII	Oceaneering International	D	-2.91	0.30					
2016-09-01	BBBY	Bed Bath & Beyond	D	-2.90	0.10					

Date	Ticker	Name	R	SM	W (%)	Ticker	Name	R	SM	W (%)
2016-09-01	HIG	The Hartford Financial Services	D	-2.86	0.30	MSCI	Msci	A	2.54	0.30
2016-09-01	SPR	Spirit Aerosystems	D	-2.83	1.40	AYI	Acuity Brands	A	2.43	1.40
2016-09-01	VC	Visteon	D	-2.90	1.30					
2016-09-01	SFM	Sprouts Farmers Market	C	-1.87	0.70	BURL	Burlington Stores	A	2.33	0.70
2016-09-01	KORS	Michael Kors	C	-1.86	0.80	PF	Pinnacle Foods	A	2.38	0.80
2016-10-03	HES	Hess	C	-1.85	1.50	SM	Sm Energy	A	2.85	1.50
2016-10-03	ALK	Alaska Air	D	-2.87	1.10	ULTA	Ulta Beauty	A	2.46	1.10
2016-10-03	NUAN	Nuance Communications	D	-2.89	1.30	NVDA	Nvidia	A	2.59	1.30
2016-10-03	CAG	Conagra Brands	C	-1.84	1.70	POST	Post	A	2.41	1.70
2016-10-03	CI	Cigna	D	-2.87	0.40	ABMD	Abiomed	A	2.30	0.40
2016-10-03	VRSN	Verisign	D	-2.86	1.40	TYL	Tyler Technologies	A	2.37	1.40
2016-10-03	HRL	Hormel Foods	C	-1.86	0.70	NUS	Nu Skin Enterprises	A	2.39	0.70
2016-10-03	KR	Kroger	D	-2.89	1.00	YELP	Yelp	A	2.42	1.00
2016-10-03	LUV	Southwest Airlines	D	-2.87	1.50	MTN	Vail Resorts	A	2.40	1.50
2016-10-03	PPL	Ppl	C	-1.86	0.60	NI	Nisource	A	3.00	0.60
2016-10-03	JBLU	Jetblue Airways	D	-2.89	0.30	IGT	International Game Technology	A	2.32	0.30
2016-10-03	TROW	T Rowe Price	D	-2.86	0.40	EFX	Equifax	A	2.76	0.40
2016-10-03	AMG	Affiliated Managers	D	-2.86	0.70	EXR	Extra Space Storage	A	2.73	0.70
2016-10-03	BRKR	Bruker	C	-1.87	0.50	SGEN	Seattle Genetics	A	2.30	0.50
2016-10-03	HIG	The Hartford Financial Services	D	-2.86	0.30	MSCI	Msci	A	2.51	0.30
2016-10-03	CE	Celanese	D	-2.85	1.50	CNX	Consol Energy	A	2.65	1.50
2016-10-03	SPR	Spirit Aerosystems	D	-2.83	1.40	GPN	Global Payments	A	2.37	1.40
2016-10-03	WYN	Wyndham Worldwide	D	-2.86	1.10	BURL	Burlington Stores	A	2.32	1.10
2016-10-03	VC	Visteon	D	-2.90	1.40					
2016-10-03	SFM	Sprouts Farmers Market	D	-2.88	0.60	WYNN	Wynn Resorts	A	2.32	0.60
2016-10-03	SYF	Synchrony Financial	D	-2.84	0.70	CONE	Cyrusone	A	2.43	0.70
2016-11-01	FE	Firstenergy	C	-1.85	1.50	WR	Westar Energy	A	2.28	1.50
2016-11-01	HES	Hess	D	-2.87	0.70	SM	Sm Energy	A	2.76	0.70
2016-11-01	BC	Brunswick	D	-2.86	1.40	POST	Post	A	2.40	1.40
2016-11-01	NUAN	Nuance Communications	D	-2.89	1.30	NVDA	Nvidia	A	2.60	1.30
2016-11-01	CI	Cigna	D	-2.89	0.40	SGEN	Seattle Genetics	A	2.31	0.40
2016-11-01	GGP	Ggp	C	-1.87	1.40	EFX	Equifax	A	2.70	1.40
2016-11-01	CRL	Charles River Laboratories International	C	-1.86	0.90	ALKS	Alkermes	A	2.30	0.90
2016-11-01	VRSN	Verisign	D	-2.85	1.50	TYL	Tyler Technologies	A	2.35	1.50
2016-11-01	FISV	Fiserv	C	-1.85	1.70	GPN	Global Payments	A	2.35	1.70
2016-11-01	MAC	Macerich	D	-2.87	0.50	MSCI	Msci	A	2.48	0.50
2016-11-01	HRL	Hormel Foods	C	-1.86	0.70	PF	Pinnacle Foods	A	2.39	0.70
2016-11-01	KR	Kroger	D	-2.88	1.10	ULTA	Ulta Beauty	A	2.47	1.10
2016-11-01	LUV	Southwest Airlines	D	-2.84	1.40	MTN	Vail Resorts	A	2.40	1.40
2016-11-01	NI	Nisource	C	-1.86	0.40	AWK	American Water Works	A	2.25	0.40
2016-11-01	PPL	Ppl	C	-1.86	0.60	SCG	Scana	A	2.25	0.60
2016-11-01	AMG	Affiliated Managers	D	-2.87	0.70	CONE	Cyrusone	A	2.39	0.70
2016-11-01	LDOS	Leidos	D	-2.87	0.40	SPLK	Splunk	A	2.33	0.40
2016-11-01	BRKR	Bruker	D	-2.88	0.50	STJ	St Jude Medical Inc	A	2.26	0.50
2016-11-01	BBBY	Bed Bath & Beyond	D	-2.86	0.00	IGT	International Game Technology	A	2.37	0.00
2016-11-01	DST	Dst Systems	D	-2.87	0.40	CSC	Computer Sciences	A	2.33	0.40
2016-11-01	DHI	D.r. Horton	D	-2.86	0.60	NUS	Nu Skin Enterprises	A	2.36	0.60
2016-11-01	HIG	The Hartford Financial Services	D	-2.85	0.30	Z	Zillow	A	2.34	0.30
2016-11-01	ABC	Amerisourcebergen	D	-2.87	0.60	YELP	Yelp	A	2.32	0.60
2016-11-01	DG	Dollar General	C	-1.88	0.80	WYNN	Wynn Resorts	A	2.32	0.80
2016-11-01	WYN	Wyndham Worldwide	D	-2.86	1.10	CPA	Copa	A	2.30	1.10
2016-11-01	SFM	Sprouts Farmers Market	D	-2.88	0.70	BURL	Burlington Stores	A	2.30	0.70
2016-11-01	KORS	Michael Kors	C	-1.83	0.80	HLF	Herbalife	A	2.33	0.80
2016-11-01	SERV	Servicemaster Global	D	-2.85	1.00	DPZ	Domino's Pizza	A	2.27	1.00

Date	Ticker	Name	R	SM	W (%)	Ticker	Name	R	SM	W (%)
2016-11-01	SYF	Synchrony Financial	D	-2.83	0.80	AFG	American Financial	A	2.33	0.80
2016-12-01	FE	Firstenergy	C	-1.86	1.40	WR	Westar Energy	A	2.28	1.40
2016-12-01	NUAN	Nuance Communications	D	-2.88	1.40	NVDA	Nvidia	A	2.76	1.40
2016-12-01	CERN	Cerner	D	-2.88	0.30	CSC	Computer Sciences	A	2.37	0.30
2016-12-01	CI	Cigna	D	-2.87	0.40	SGEN	Seattle Genetics	A	2.37	0.40
2016-12-01	GGP	Ggp Charles River	D	-2.87	1.30	EFX	Equifax	A	2.63	1.30
2016-12-01	CRL	Laboratories International	C	-1.87	0.80	IONS	Ionis Pharmaceuticals	A	2.33	0.80
2016-12-01	VRSN	Verisign	D	-2.86	1.30	MU	Micron Technology	A	2.32	1.30
2016-12-01	ORLY	O'reilly Automotive	C	-1.84	1.30	ULTA	Ulta Beauty	A	2.50	1.30
2016-12-01	FISV	Fiserv	C	-1.84	1.70	OSK	Oshkosh	A	2.39	1.70
2016-12-01	NFX	Newfield Exploration	C	-1.84	0.80	SM	Sm Energy	A	2.88	0.80
2016-12-01	MAC	Macerich	D	-2.87	0.40	MSCI	Msci	A	2.47	0.40
2016-12-01	HRL	Hormel Foods	D	-2.88	0.60	POST	Post	A	2.40	0.60
2016-12-01	KR	Kroger	D	-2.87	1.10	MTN	Vail Resorts	A	2.40	1.10
2016-12-01	NI	Nisource	C	-1.86	0.10	NFG	National Fuel Gas	A	2.25	0.10
2016-12-01	PPL	Ppl	D	-2.86	0.60	AWK	American Water Works	A	2.25	0.60
2016-12-01	AMG	Affiliated Managers	D	-2.86	0.70	LPLA	Lpl Financial	A	2.43	0.70
2016-12-01	BRKR	Bruker	D	-2.87	0.50	ALKS	Alkermes	A	2.31	0.50
2016-12-01	DST	Dst Systems	D	-2.86	0.40	TYL	Tyler Technologies	A	2.31	0.40
2016-12-01	DHI	D.r. Horton	D	-2.87	0.50	PF	Pinnacle Foods	A	2.36	0.50
2016-12-01	ANSS	Ansys	C	-1.84	0.20	MTCH	Match	A	2.31	0.20
2016-12-01	GXP	Great Plains Energy	D	-2.87	1.30	SCG	Scana	A	2.24	1.30
2016-12-01	ABC	Amerisourcebergen	D	-2.85	0.60	YELP	Yelp	A	2.36	0.60
2016-12-01	DG	Dollar General	C	-1.87	0.80	BURL	Burlington Stores	A	2.36	0.80
2016-12-01	TPX	Tempur Sealy International	D	-2.87	1.20	THO	Thor Industries	A	2.35	1.20
2016-12-01	SFM	Sprouts Farmers Market	D	-2.89	0.60	HRI	Herc	A	2.35	0.60
2016-12-01	KORS	Michael Kors	C	-1.85	0.70	POOL	Pool	A	2.32	0.70
2017-01-02	FE	Firstenergy	D	-2.86	1.30	WR	Westar Energy	A	2.28	1.30
2017-01-02	NUAN	Nuance Communications	D	-2.88	1.20	NVDA	Nvidia	A	2.92	1.20
2017-01-02	CERN	Cerner	D	-2.88	0.30	MU	Micron Technology	A	2.38	0.30
2017-01-02	CHD	Church & Dwight	C	-1.86	0.80	POST	Post	A	2.42	0.80
2017-01-02	GGP	Ggp Charles River	D	-2.87	1.30	MSCI	Msci	A	2.48	1.30
2017-01-02	CRL	Laboratories International	C	-1.86	0.80	IONS	Ionis Pharmaceuticals	A	2.39	0.80
2017-01-02	VRSN	Verisign	D	-2.86	1.30	CSC	Computer Sciences	A	2.37	1.30
2017-01-02	MAC	Macerich	D	-2.87	0.40	CONE	Cyrusone	A	2.41	0.40
2017-01-02	HRL	Hormel Foods	D	-2.87	0.60	PF	Pinnacle Foods	A	2.40	0.60
2017-01-02	NI	Nisource	C	-1.86	0.10	SCG	Scana	A	2.25	0.10
2017-01-02	PPL	Ppl	D	-2.86	0.60	NFG	National Fuel Gas	A	2.25	0.60
2017-01-02	AES	Aes	C	-1.85	0.20	AWK	American Water Works	A	2.25	0.20
2017-01-02	BRKR	Bruker	D	-2.88	0.40	ALKS	Alkermes	A	2.32	0.40
2017-01-02	DST	Dst Systems	D	-2.86	0.40	TYL	Tyler Technologies	A	2.31	0.40
2017-01-02	DHI	D.r. Horton	D	-2.87	0.50	THO	Thor Industries	A	2.34	0.50
2017-01-02	ILMN	Illumina	D	-2.89	0.10	SGEN	Seattle Genetics	A	2.29	0.10
2017-01-02	GXP	Great Plains Energy	D	-2.86	1.30	CNP	Centerpoint Energy	A	2.24	1.30
2017-01-02	ABC	Amerisourcebergen	D	-2.85	0.60	ULTA	Ulta Beauty	A	2.50	0.60
2017-01-02	DG	Dollar General	C	-1.87	0.80	MTN	Vail Resorts	A	2.41	0.80
2017-01-02	SFM	Sprouts Farmers Market	D	-2.89	0.50	YELP	Yelp	A	2.38	0.50
2017-01-02	MIK	The Michaels Companies	C	-1.89	0.10	HRI	Herc	A	2.34	0.10
2017-02-01	AMB	Prologis	C	-1.85	0.10	MSCI	Msci	A	2.51	0.10
2017-02-01	FE	Firstenergy	D	-2.86	1.20	NRG	Nrg Energy	A	2.28	1.20
2017-02-01	NUAN	Nuance Communications	D	-2.88	1.30	NVDA	Nvidia	A	2.98	1.30
2017-02-01	CERN	Cerner	D	-2.87	0.30	MU	Micron Technology	A	2.43	0.30
2017-02-01	CHD	Church & Dwight	D	-2.85	1.50	POST	Post	A	2.44	1.50
2017-02-01	GGP	Ggp Charles River	D	-2.87	1.30	CONE	Cyrusone	A	2.44	1.30
2017-02-01	CRL	Laboratories International	C	-1.85	0.90	IONS	Ionis Pharmaceuticals	A	2.36	0.90

Date	Ticker	Name	R	SM	W (%)	Ticker	Name	R	SM	W (%)
2017-02-01	CTL	Centurylink	D	-2.87	1.30	S	Sprint	A	2.48	1.30
2017-02-01	MAC	Macerich	D	-2.87	0.40	LPLA	Lpl Financial	A	2.40	0.40
2017-02-01	HRL	Hormel Foods	D	-2.87	0.60	PF	Pinnacle Foods	A	2.40	0.60
2017-02-01	NI	Nisource	D	-2.86	0.10	WR	Westar Energy	A	2.27	0.10
2017-02-01	SYNA	Synaptics	D	-2.86	0.00	CSC	Computer Sciences	A	2.38	0.00
2017-02-01	PPL	Ppl	D	-2.85	0.60	CNP	Centerpoint Energy	A	2.26	0.60
2017-02-01	PVH	Pvh	C	-1.87	0.80	THO	Thor Industries	A	2.35	0.80
2017-02-01	AES	Aes	C	-1.86	0.20	AWK	American Water Works	A	2.25	0.20
2017-02-01	TSN	Tyson Foods	D	-2.86	1.70	POOL	Pool	A	2.33	1.70
2017-02-01	ILMN	Illumina	D	-2.86	0.10	SGEN	Seattle Genetics	A	2.33	0.10
2017-02-01	MCO	Moody's	C	-1.84	1.60	AFG	American Financial	A	2.39	1.60
2017-02-01	PKI	Perkinelmer	C	-1.84	0.20	CGNX	Cognex	A	2.40	0.20
2017-02-01	GXP	Great Plains Energy	D	-2.86	1.30	NFG	National Fuel Gas	A	2.24	1.30
2017-02-01	DG	Dollar General	C	-1.87	0.80	ULTA	Ulta Beauty	A	2.53	0.80
2017-02-01	SFM	Sprouts Farmers Market	D	-2.90	0.50	HRI	Herc	A	2.45	0.50
2017-02-01	KORS	Michael Kors	D	-2.86	0.60	NUS	Nu Skin Enterprises	A	2.31	0.60
2017-02-01	MIK	The Michaels Companies	C	-1.89	0.10	MTN	Vail Resorts	A	2.44	0.10
2017-03-01	FE	Firstenergy	D	-2.86	1.30	NRG	Nrg Energy	A	2.28	1.30
2017-03-01	CERN	Cerner	D	-2.86	0.30	NVDA	Nvidia	A	2.89	0.30
2017-03-01	GGP	Ggp	D	-2.87	1.20	MSCI	Msci	A	2.59	1.20
2017-03-01	CTL	Centurylink	D	-2.88	1.20	S	Sprint	A	2.47	1.20
2017-03-01	NFX	Newfield Exploration	C	-1.87	0.60	WPX	Wpx Energy	A	2.62	0.60
2017-03-01	MAC	Macerich	D	-2.87	0.40	CONE	Cyrusone	A	2.46	0.40
2017-03-01	HRL	Hormel Foods	D	-2.84	0.50	POST	Post	A	2.44	0.50
2017-03-01	PPL	Ppl	D	-2.85	0.60	CNP	Centerpoint Energy	A	2.27	0.60
2017-03-01	PVH	Pvh	C	-1.87	0.80	PF	Pinnacle Foods	A	2.43	0.80
2017-03-01	EW	Edwards Lifesciences	D	-2.87	0.00	IONS	Ionis Pharmaceuticals	A	2.40	0.00
2017-03-01	AES	Aes	C	-1.86	0.20	WR	Westar Energy	A	2.27	0.20
2017-03-01	XEC	Cimarex Energy	C	-1.85	1.40	TRGP	Targa Resources	A	2.62	1.40
2017-03-01	TSN	Tyson Foods	D	-2.86	1.70	THO	Thor Industries	A	2.38	1.70
2017-03-01	JWN	Nordstrom	D	-2.88	0.30	ULTA	Ulta Beauty	A	2.54	0.30
2017-03-01	DG	Dollar General	D	-2.87	0.70	MTN	Vail Resorts	A	2.47	0.70
2017-03-01	KORS	Michael Kors	D	-2.88	0.50	POOL	Pool	A	2.37	0.50
2017-03-01	MIK	The Michaels Companies	D	-2.89	0.10	HRI	Herc	A	2.43	0.10
2017-04-03	FE	Firstenergy	D	-2.86	1.30	NRG	Nrg Energy	A	2.32	1.30
2017-04-03	DVN	Devon Energy	C	-1.86	0.70	TRGP	Targa Resources	A	2.64	0.70
2017-04-03	GGP	Ggp	D	-2.88	1.20	MSCI	Msci	A	2.59	1.20
2017-04-03	CTL	Centurylink	D	-2.88	1.20	S	Sprint	A	2.46	1.20
2017-04-03	CW	Curtiss-wright	C	-1.86	1.30	CGNX	Cognex	A	2.49	1.30
2017-04-03	NFX	Newfield Exploration	C	-1.87	0.60	LPI	Laredo Petroleum	A	2.59	0.60
2017-04-03	MAC	Macerich	D	-2.88	0.30	CONE	Cyrusone	A	2.47	0.30
2017-04-03	HRL	Hormel Foods	D	-2.85	0.40	POST	Post	A	2.46	0.40
2017-04-03	INT	World Fuel Services	D	-2.88	0.30	NDSN	Nordson	A	2.38	0.30
2017-04-03	JEC	Jacobs Engineering	C	-1.85	0.40	TEX	Terex	A	2.35	0.40
2017-04-03	PVH	Pvh	D	-2.85	0.90	PF	Pinnacle Foods	A	2.43	0.90
2017-04-03	EW	Edwards Lifesciences	D	-2.87	0.10	IDXX	Idexx Laboratories	A	2.38	0.10
2017-04-03	AES	Aes	C	-1.86	0.20	CNP	Centerpoint Energy	A	2.27	0.20
2017-04-03	XEC	Cimarex Energy	C	-1.86	1.40	WMB	Williams Companies	A	2.45	1.40
2017-04-03	TSN	Tyson Foods	D	-2.87	1.70	POOL	Pool	A	2.37	1.70
2017-04-03	JWN	Nordstrom	D	-2.87	0.30	ULTA	Ulta Beauty	A	2.55	0.30
2017-04-03	DG	Dollar General	D	-2.88	0.70	MTN	Vail Resorts	A	2.49	0.70
2017-04-03	BRX	Brixmor Property	D	-2.88	0.80	AFG	American Financial	A	2.42	0.80
2017-05-01	FE	Firstenergy	D	-2.87	1.20	NRG	Nrg Energy	A	2.28	1.20
2017-05-01	DVN	Devon Energy	C	-1.87	0.70	TRGP	Targa Resources	A	2.60	0.70
2017-05-01	GGP	Ggp	D	-2.88	1.10	MSCI	Msci	A	2.61	1.10
2017-05-01	CTL	Centurylink	D	-2.87	1.30	S	Sprint	A	2.48	1.30
2017-05-01	CW	Curtiss-wright	C	-1.85	1.30	CGNX	Cognex	A	2.50	1.30

Date	Ticker	Name	R	SM	W (%)	Ticker	Name	R	SM	W (%)
2017-05-01	NFX	Newfield Exploration	D	-2.88	0.60	LPI	Laredo Petroleum	A	2.52	0.60
2017-05-01	HRL	Hormel Foods	D	-2.85	0.40	POST	Post	A	2.44	0.40
2017-05-01	JEC	Jacobs Engineering	C	-1.85	1.30	BWXT	Bwx Technologies	A	2.44	1.30
2017-05-01	UTHR	United Therapeutics	C	-1.88	1.20	IDXX	Idexx Laboratories	A	2.41	1.20
2017-05-01	AES	Aes	C	-1.86	0.20	CNP	Centerpoint Energy	A	2.28	0.20
2017-05-01	XEC	Cimarex Energy	C	-1.86	1.30	WMB	Williams Companies	A	2.46	1.30
2017-05-01	BRX	Brixmor Property	D	-2.88	1.20	CONE	Cyrusone	A	2.51	1.20
2017-06-01	FE	Firstenergy	D	-2.87	1.20	CNP	Centerpoint Energy	A	2.29	1.20
2017-06-01	DVN	Devon Energy	C	-1.88	0.60	LPI	Laredo Petroleum	A	2.48	0.60
2017-06-01	CA	Ca	D	-2.85	0.80	NVDA	Nvidia	A	3.00	0.80
2017-06-01	GGP	Ggp	D	-2.88	1.10	MSCI	Msci	A	2.63	1.10
2017-06-01	CTL	Centurylink	D	-2.87	1.30	S	Sprint	A	2.45	1.30
2017-06-01	CW	Curtiss-wright	C	-1.86	1.30	CGNX	Cognex	A	2.55	1.30
2017-06-01	NFX	Newfield Exploration	D	-2.89	0.50	WMB	Williams Companies	A	2.43	0.50
2017-06-01	HRL	Hormel Foods	D	-2.85	0.40	PF	Pinnacle Foods	A	2.50	0.40
2017-06-01	JEC	Jacobs Engineering	C	-1.86	1.20	BWXT	Bwx Technologies	A	2.43	1.20
2017-06-01	SJM	Jm Smucker	D	-2.86	0.80	POST	Post	A	2.43	0.80
2017-06-01	UTHR	United Therapeutics	C	-1.88	1.20	IDXX	Idexx Laboratories	A	2.42	1.20
2017-06-01	VNO	Vornado Realty Trust	C	-1.86	0.30	CONE	Cyrusone	A	2.52	0.30
2017-06-01	INGR	Ingredion	D	-2.86	0.80	POOL	Pool	A	2.38	0.80
2017-06-01	AMG	Affiliated Managers	C	-1.84	0.70	Z	Zillow	A	2.47	0.70
2017-06-01	AES	Aes	D	-2.85	0.20	NRG	Nrg Energy	A	2.28	0.20
2017-06-01	XEC	Cimarex Energy	D	-2.88	1.20	RES	Rpc	A	2.37	1.20
2017-06-01	FHN	First Horizon National	C	-1.86	1.30	AFG	American Financial	A	2.45	1.30
2017-06-01	BIG	Big Lots	C	-1.84	1.10	ULTA	Ulta Beauty	A	2.60	1.10
2017-06-01	BRX	Brixmor Property	D	-2.90	1.10	LPLA	Lpl Financial	A	2.40	1.10
2017-06-01	HYH	Halyard Health	C	-1.85	0.20	ALGN	Align Technology	A	2.41	0.20
2017-06-01	CDK	Cdk Global	C	-1.85	1.40	MU	Micron Technology	A	2.54	1.40
2017-07-03	FE	Firstenergy	D	-2.87	1.20	NRG	Nrg Energy	A	2.29	1.20
2017-07-03	DVN	Devon Energy	D	-2.89	0.60	WMB	Williams Companies	A	2.46	0.60
2017-07-03	GGP	Ggp	D	-2.87	0.60	MSCI	Msci	A	2.63	0.60
2017-07-03	CPB	Campbell Soup	D	-2.87	0.60	TTWO	Take-two Interactive Software	A	2.51	0.60
2017-07-03	CW	Curtiss-wright	C	-1.86	1.30	COHR	Coherent	A	2.71	1.30
2017-07-03	NFX	Newfield Exploration	D	-2.90	0.50	LPI	Laredo Petroleum	A	2.44	0.50
2017-07-03	HRL	Hormel Foods	D	-2.85	0.00	PF	Pinnacle Foods	A	2.45	0.00
2017-07-03	JEC	Jacobs Engineering	C	-1.85	1.30	OLED	Universal Display	A	2.55	1.30
2017-07-03	PAYX	Paychex	D	-2.85	0.40	CGNX	Cognex	A	2.50	0.40
2017-07-03	OMC	Omnicom	D	-2.84	1.40	ULTA	Ulta Beauty	A	2.55	1.40
2017-07-03	SJM	Jm Smucker	D	-2.87	0.70	W	Wayfair	A	2.39	0.70
2017-07-03	UTHR	United Therapeutics	C	-1.87	1.30	ALNY	Alnylam Pharmaceuticals	A	2.43	1.30
2017-07-03	VNO	Vornado Realty Trust	D	-2.86	0.30	CONE	Cyrusone	A	2.52	0.30
2017-07-03	INGR	Ingredion	D	-2.86	0.80	POOL	Pool	A	2.38	0.80
2017-07-03	AMG	Affiliated Managers	C	-1.84	0.80	Z	Zillow	A	2.51	0.80
2017-07-03	XEC	Cimarex Energy	D	-2.89	1.10	RES	Rpc	A	2.41	1.10
2017-07-03	FHN	First Horizon National	C	-1.86	1.30	AFG	American Financial	A	2.45	1.30
2017-07-03	BIG	Big Lots	D	-2.84	1.10	MTN	Vail Resorts	A	2.51	1.10
2017-07-03	BRX	Brixmor Property	D	-2.89	1.20	LPLA	Lpl Financial	A	2.43	1.20
2017-07-03	CDK	Cdk Global	C	-1.85	1.40	AMD	Advanced Micro Devices	A	3.00	1.40
2017-07-03	UE	Urban Edge Properties	D	-2.87	0.30	CMA	Comerica	A	2.40	0.30
2017-08-01	DVN	Devon Energy	D	-2.89	0.60	LPI	Laredo Petroleum	A	2.52	0.60
2017-08-01	GGP	Ggp	D	-2.88	0.60	MSCI	Msci	A	2.67	0.60

Date	Ticker	Name	R	SM	W (%)	Ticker	Name	R	SM	W (%)
2017-08-01	CPB	Campbell Soup	D	-2.87	0.60	TTWO	Take-two Interactive Software	A	2.56	0.60
2017-08-01	NFX	Newfield Exploration	D	-2.90	0.50					
2017-08-01	JEC	Jacobs Engineering	C	-1.86	1.20	COHR	Coherent	A	2.86	1.20
2017-08-01	PAYX	Paychex	D	-2.85	0.40	CGNX	Cognex	A	2.62	0.40
2017-08-01	OMC	Omnicom	D	-2.85	1.30	MTN	Vail Resorts	A	2.54	1.30
2017-08-01	ROST	Ross Stores	D	-2.87	1.60	ULTA	Ulta Beauty	A	2.50	1.60
2017-08-01	SJM	Jm Smucker	D	-2.87	0.80	PF	Pinnacle Foods	A	2.44	0.80
2017-08-01	UTHR	United Therapeutics	C	-1.87	1.40	ALGN	Align Technology	A	2.48	1.40
2017-08-01	VNO	Vornado Realty Trust	D	-2.85	0.30	CONE	Cyrusone	A	2.56	0.30
2017-08-01	FL	Foot Locker	D	-2.90	0.90					
2017-08-01	INGR	Ingredion	D	-2.85	0.90	W	Wayfair	A	2.40	0.90
2017-08-01	XEC	Cimarex Energy	D	-2.89	1.10	WMB	Williams Companies	A	2.47	1.10
2017-08-01	DST	Dst Systems	C	-1.85	0.40	AMD	Advanced Micro Devices	A	3.00	0.40
2017-08-01	TSN	Tyson Foods	D	-2.84	1.50	NUS	Nu Skin Enterprises	A	2.37	1.50
2017-08-01	LAMR	Lamar Advertising	C	-1.85	1.00	Z	Zillow	A	2.47	1.00
2017-08-01	FHN	First Horizon National	C	-1.86	1.30	LPLA	Lpl Financial	A	2.46	1.30
2017-08-01	BIG	Big Lots	D	-2.84	1.20	CPA	Copa	A	2.42	1.20
2017-08-01	PDM	Piedmont Office Realty Trust	D	-2.85	0.10	AFG	American Financial	A	2.45	0.10
2017-08-01	BRX	Brixmor Property	D	-2.89	1.20	LBRDK	Liberty Broadband	A	2.38	1.20
2017-08-01	UE	Urban Edge Properties	D	-2.86	0.30	SIVB	Svb Financial	A	2.38	0.30
2017-09-01	DVN	Devon Energy	D	-2.89	0.60	WMB	Williams Companies	A	2.45	0.60
2017-09-01	CAG	Conagra Brands	D	-2.87	1.50	TTWO	Take-two Interactive Software	A	2.67	1.50
2017-09-01	GGP	Ggp	D	-2.89	0.20	MSCI	Msci	A	2.70	0.20
2017-09-01	CPB	Campbell Soup	D	-2.89	0.50	PF	Pinnacle Foods	A	2.45	0.50
2017-09-01	NFX	Newfield Exploration	D	-2.91	0.40					
2017-09-01	JEC	Jacobs Engineering	C	-1.85	1.30	COHR	Coherent	A	2.74	1.30
2017-09-01	NCR	Ncr	C	-1.88	1.20	AMD	Advanced Micro Devices	A	3.00	1.20
2017-09-01	PAYX	Paychex	D	-2.85	0.40	OLED	Universal Display	A	2.64	0.40
2017-09-01	OMC	Omnicom	D	-2.86	1.20	MTN	Vail Resorts	A	2.59	1.20
2017-09-01	ROST	Ross Stores	D	-2.86	1.70	ULTA	Ulta Beauty	A	2.43	1.70
2017-09-01	SJM	Jm Smucker	D	-2.89	0.70	W	Wayfair	A	2.38	0.70
2017-09-01	VNO	Vornado Realty Trust	D	-2.86	0.30	CONE	Cyrusone	A	2.58	0.30
2017-09-01	AES	Aes	D	-2.84	0.20	NRG	Nrg Energy	A	2.42	0.20
2017-09-01	CATY	Cathay General Bancorp	C	-1.85	0.70	LPLA	Lpl Financial	A	2.48	0.70
2017-09-01	FFIV	F5 Networks	D	-2.87	1.30	ANET	Arista Networks	A	2.53	1.30
2017-09-01	XEC	Cimarex Energy	D	-2.88	1.20	RES	Rpc	A	2.38	1.20
2017-09-01	DST	Dst Systems	C	-1.86	0.40	SQ	Square	A	2.52	0.40
2017-09-01	LAMR	Lamar Advertising	C	-1.86	1.40	AFG	American Financial	A	2.46	1.40
2017-09-01	CTXS	Citrix Systems	C	-1.85	1.00	IAC	IAC InterActiveCorp	A	2.47	1.00
2017-09-01	FHN	First Horizon National	C	-1.86	1.30	Z	Zillow	A	2.41	1.30
2017-09-01	PDM	Piedmont Office Realty Trust	D	-2.85	0.10	LBRDK	Liberty Broadband	A	2.39	0.10
2017-09-01	BRX	Brixmor Property	D	-2.89	1.20	LBRDA	Liberty Broadband	A	2.38	1.20
2017-09-01	UE	Urban Edge Properties	D	-2.86	0.30	ZION	Zions Bancorp	A	2.37	0.30
2017-09-01	CFG	Citizens Financial	C	-1.86	0.20	DFT	Dupont Fabros Technology	A	2.36	0.20
2017-10-02	CAG	Conagra Brands	D	-2.87	1.50	TTWO	Take-two Interactive Software	A	2.71	1.50

Date	Ticker	Name	R	SM	W (%)	Ticker	Name	R	SM	W (%)
2017-10-02	GGP	Ggp	D	-2.89	0.20	MSCI	Msci	A	2.71	0.20
2017-10-02	CPB	Campbell Soup	D	-2.88	1.40	PF	Pinnacle Foods	A	2.43	1.40
2017-10-02	KRC	Kilroy Realty	D	-2.85	1.30	CONE	Cyrusone	A	2.55	1.30
2017-10-02	NCR	Ncr	C	-1.87	1.20	AMD	Advanced Micro Devices	A	3.00	1.20
2017-10-02	MDU	Mdu Resources	D	-2.85	1.40	COHR	Coherent	A	2.75	1.40
2017-10-02	OMC	Omnicom	D	-2.86	1.20	MTN	Vail Resorts	A	2.57	1.20
2017-10-02	SJM	Jm Smucker	D	-2.89	0.70	THO	Thor Industries	A	2.43	0.70
2017-10-02	VNO	Vornado Realty Trust	D	-2.86	0.30	LPLA	Lpl Financial	A	2.52	0.30
2017-10-02	AES	Aes	D	-2.84	0.10	OKE	Oneok	A	2.49	0.10
2017-10-02	FFIV	F5 Networks	D	-2.86	1.30	SQ	Square	A	2.59	1.30
2017-10-02	EIX	Edison International	C	-1.84	0.20	NRG	Nrg Energy	A	2.43	0.20
2017-10-02	LAMR	Lamar Advertising	C	-1.86	1.40	AFG	American Financial	A	2.47	1.40
2017-10-02	CTXS	Citrix Systems	C	-1.85	1.00	ANET	Arista Networks	A	2.57	1.00
2017-10-02	PDM	Piedmont Office Realty Trust	D	-2.85	0.10	Z	Zillow	A	2.42	0.10
2017-11-01	CAG	Conagra Brands	D	-2.86	1.50	TTWO	Take-two Interactive Software	A	2.78	1.50
2017-11-01	CPB	Campbell Soup	D	-2.88	1.40	THO	Thor Industries	A	2.46	1.40
2017-11-01	KRC	Kilroy Realty	D	-2.84	1.20	MSCI	Msci	A	2.72	1.20
2017-11-01	NCR	Ncr	D	-2.89	1.00	AMD	Advanced Micro Devices	A	3.00	1.00
2017-11-01	EPC	Edgewell Personal Care	D	-2.86	0.20	PF	Pinnacle Foods	A	2.41	0.20
2017-11-01	OMC	Omnicom	D	-2.87	1.10	MTN	Vail Resorts	A	2.59	1.10
2017-11-01	SJM	Jm Smucker	D	-2.89	0.60	W	Wayfair	A	2.39	0.60
2017-11-01	UTHR	United Therapeutics	D	-2.85	1.20	ALGN	Align Technology	A	2.67	1.20
2017-11-01	VNO	Vornado Realty Trust	D	-2.86	0.20	CONE	Cyrusone	A	2.56	0.20
2017-11-01	WMB	Williams Companies	D	-2.85	0.10	RES	Rpc	A	2.49	0.10
2017-11-01	JNPR	Juniper Networks	C	-1.87	1.30	SQ	Square	A	2.73	1.30
2017-11-01	CRUS	Cirrus Logic	D	-2.87	1.10	ANET	Arista Networks	A	2.59	1.10
2017-11-01	AES	Aes	D	-2.85	0.10	OKE	Oneok	A	2.48	0.10
2017-11-01	FFIV	F5 Networks	D	-2.86	1.30	IAC	IAC InterActiveCorp	A	2.54	1.30
2017-11-01	LAMR	Lamar Advertising	C	-1.85	1.40	LPLA	Lpl Financial	A	2.50	1.40
2017-11-01	WOR	Worthington Industries	C	-1.88	0.10	HUN	Huntsman	A	2.67	0.10
2017-11-01	PDM	Piedmont Office Realty Trust	D	-2.86	0.10	SIVB	Svb Financial	A	2.46	0.10
2017-11-01	BRX	Brixmor Property	D	-2.84	1.00	AFG	American Financial	A	2.45	1.00
2017-12-01	BC	Brunswick	D	-2.86	1.20	TTWO	Take-two Interactive Software	A	2.78	1.20
2017-12-01	CPB	Campbell Soup	D	-2.88	1.40	THO	Thor Industries	A	2.51	1.40
2017-12-01	NCR	Ncr	D	-2.89	1.00	AMD	Advanced Micro Devices	A	3.00	1.00
2017-12-01	EPC	Edgewell Personal Care	D	-2.87	0.20	PF	Pinnacle Foods	A	2.43	0.20
2017-12-01	OMC	Omnicom	D	-2.86	1.10	MTN	Vail Resorts	A	2.57	1.10
2017-12-01	SJM	Jm Smucker	D	-2.88	0.70	POOL	Pool	A	2.40	0.70
2017-12-01	UTHR	United Therapeutics	D	-2.84	1.30	ALNY	Alnylam Pharmaceuticals	A	2.73	1.30
2017-12-01	WMB	Williams Companies	D	-2.85	0.10	RES	Rpc	A	2.49	0.10
2017-12-01	CRUS	Cirrus Logic	D	-2.88	1.00	SQ	Square	A	2.76	1.00
2017-12-01	AES	Aes	D	-2.84	0.10	NRG	Nrg Energy	A	2.47	0.10
2017-12-01	PDM	Piedmont Office Realty Trust	D	-2.86	0.10	MSCI	Msci	A	2.79	0.10
2017-12-01	BRX	Brixmor Property	D	-2.84	0.90	CONE	Cyrusone	A	2.57	0.90
2017-12-29	CPB	Campbell Soup	D	-2.88	1.40	TTWO	Take-two Interactive Software	A	2.77	1.40
2017-12-29	NCR	Ncr	D	-2.89	1.10	ANET	Arista Networks	A	2.70	1.10
2017-12-29	EPC	Edgewell Personal Care	D	-2.87	0.20	THO	Thor Industries	A	2.51	0.20
2017-12-29	OMC	Omnicom	D	-2.86	0.90	MTN	Vail Resorts	A	2.55	0.90
2017-12-29	WMB	Williams Companies	D	-2.84	0.10	RES	Rpc	A	2.50	0.10

Date	Ticker	Name	R	SM	W (%)	Ticker	Name	R	SM	W (%)
2017-12-29	CRUS	Cirrus Logic	D	-2.88	1.40	SQ	Square	A	2.69	1.40
2017-12-29	AES	Aes	D	-2.84	0.10	NRG	Nrg Energy	A	2.48	0.10
2017-12-29	OI	Owens Illinois Rg	C	-1.86	0.40	COHR	Coherent	A	2.90	0.40
2017-12-29	BRX	Brixmor Property	D	-2.84	1.00	MSCI	Msci	A	2.77	1.00
2017-12-29	CC	The Chemours	C	-1.85	1.20	HUN	Huntsman	A	2.70	1.20