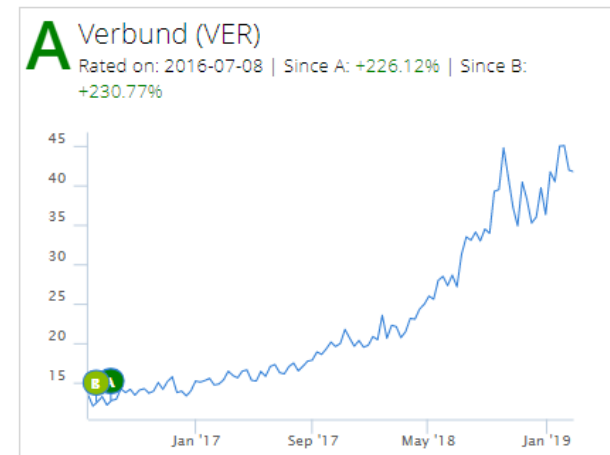
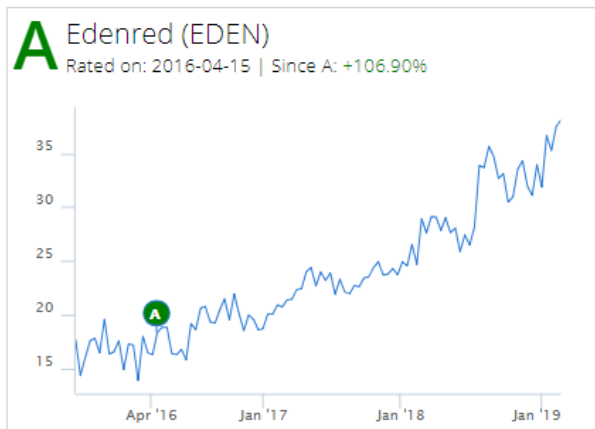
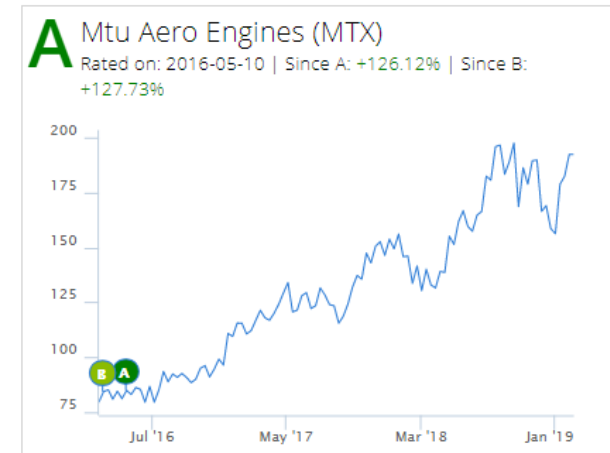
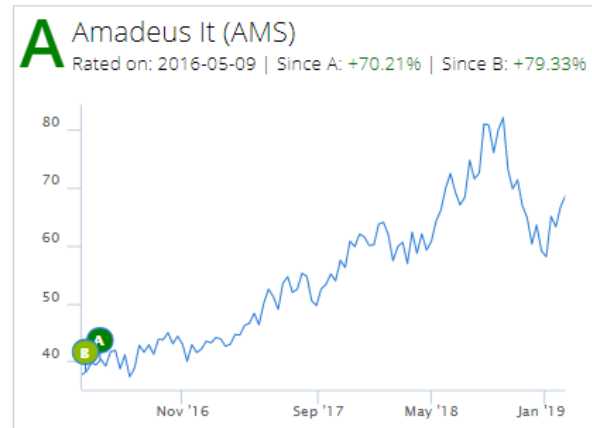
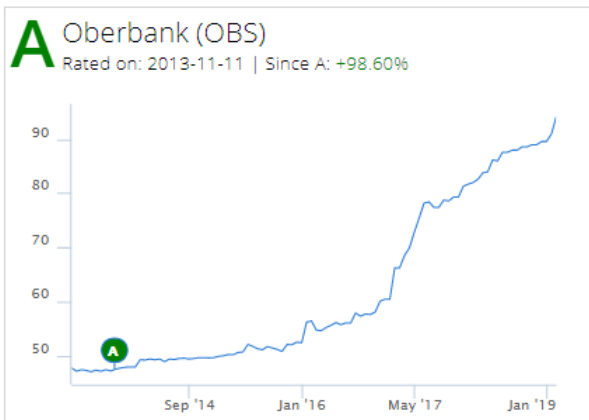
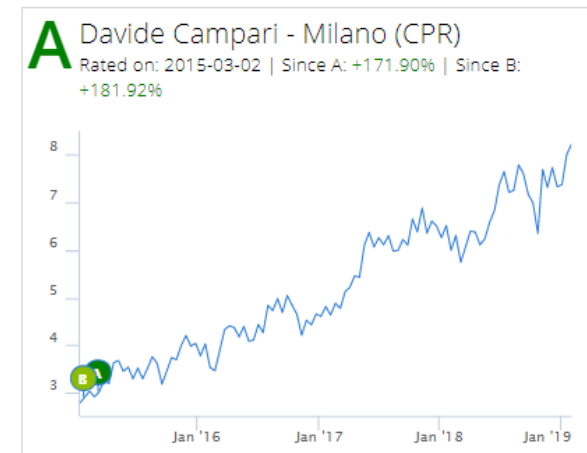
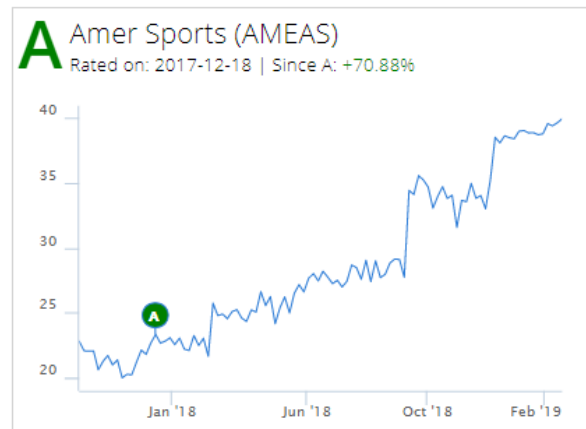




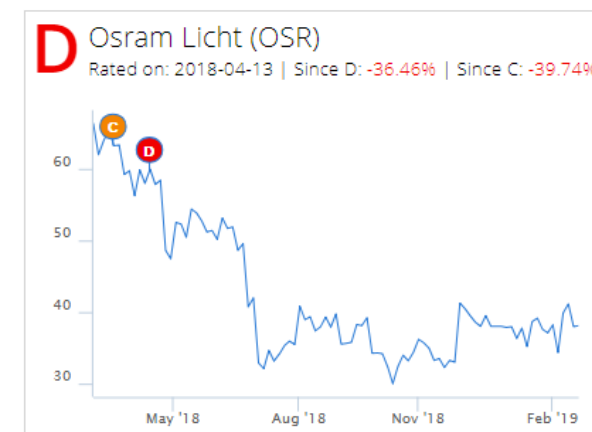
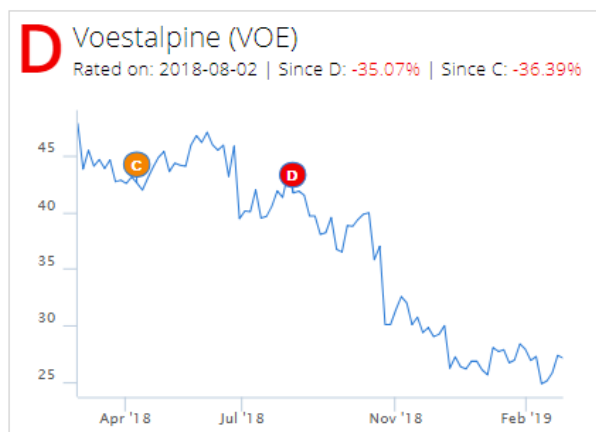
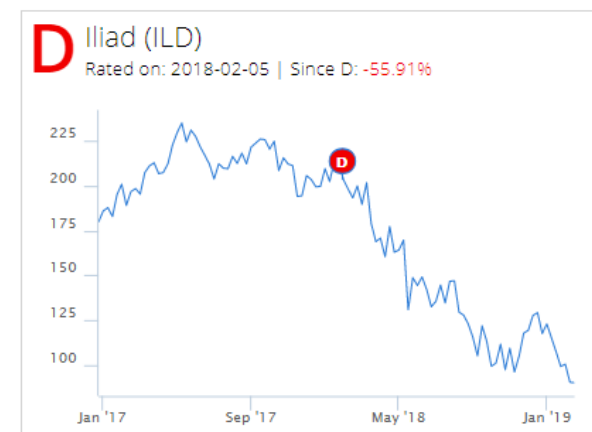
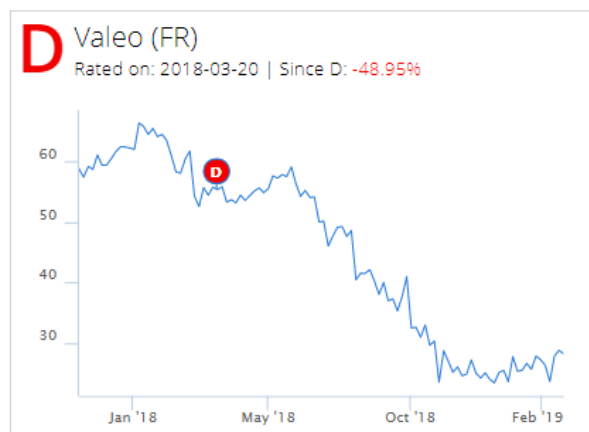
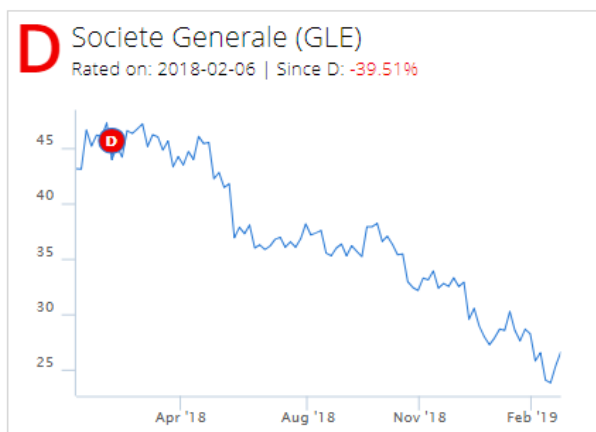
Trendrating EU Best and Worst Performers - February 2019

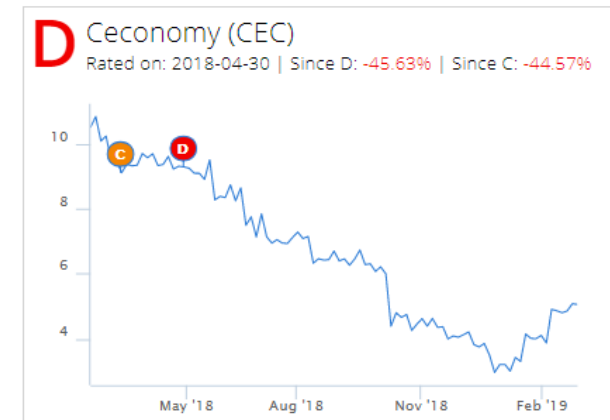
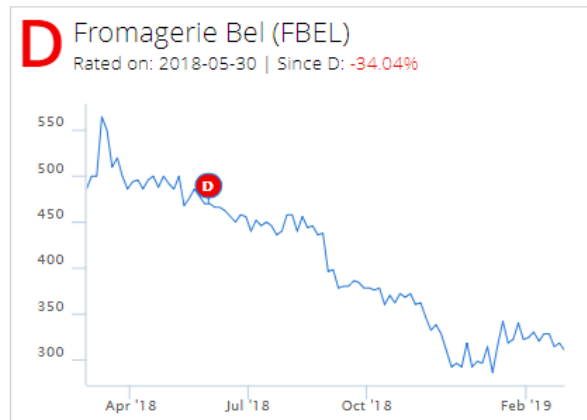
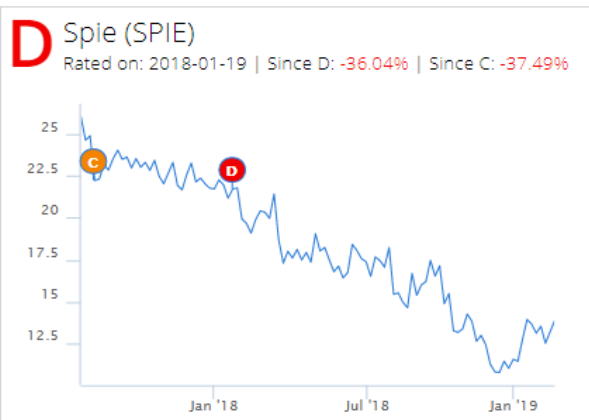
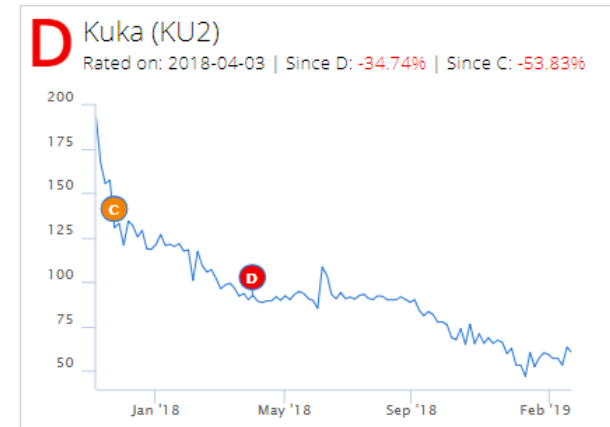
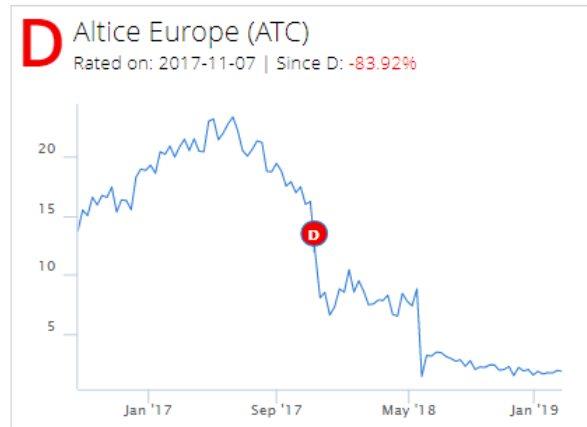
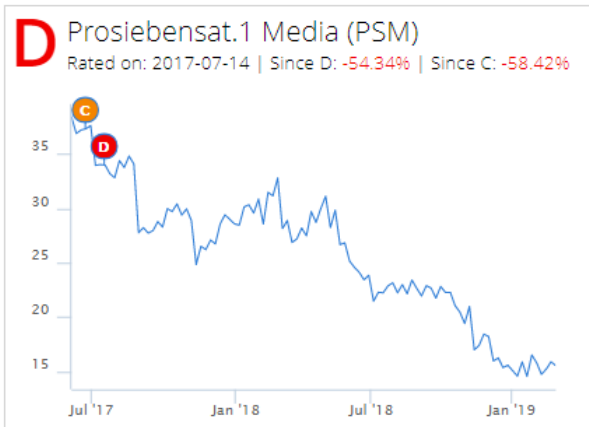
Best Performers:





Worst Performers:





Best Performers:

| Ticker | Name | Market cap | Rating | Since rated | Last 3 months | Last 12 months |
|--------|-------------------------|------------|--------|-------------|---------------|----------------|
| KER | Kering | 69.13B | A | +204.78% | +19.39% | +35.31% |
| AMS | Amadeus It | 34.24B | A | +70.21% | +8.40% | +13.31% |
| MTX | Mtu Aero Engines | 11.37B | A | +126.12% | +7.98% | +39.68% |
| EDEN | Edenred | 10.38B | A | +106.90% | +16.42% | +31.59% |
| WLN | Worldline | 10.19B | A | +84.97% | +5.59% | +17.24% |
| VER | Verbund | 8.09B | A | +226.12% | +12.32% | +91.56% |
| NEM | Nemetschek | 5.54B | A | +125.15% | +24.12% | +50.00% |
| AMEAS | Amer Sports | 5.29B | A | +70.88% | +13.35% | +60.82% |
| CPR | Davide Campari - Milano | 4.51B | A | +171.90% | +9.23% | +39.41% |
| OBS | Oberbank | 3.46B | A | +98.60% | +5.37% | +12.41% |
| TEG | Tag Immobilien | 3.46B | A | +66.21% | -1.05% | +33.42% |
| ALM | Almirall | 3.05B | A | +63.30% | +7.67% | +75.55% |

Worst Performers:

| Ticker | Name | Market cap | Rating | Since rated | Last 3 months | Last 12 months |
|--------|----------------------|------------|--------|-------------|---------------|----------------|
| GLE | Societe Generale | 24.40B | D | -39.51% | -16.41% | -43.63% |
| FR | Valeo | 7.71B | D | -48.95% | +9.25% | -47.21% |
| ILD | Iliad | 6.00B | D | -55.91% | -28.25% | -53.49% |
| VOE | Voestalpine | 5.43B | D | -35.07% | -6.52% | -43.09% |
| G1A | Gea | 4.33B | D | -39.14% | -9.97% | -45.78% |
| OSR | Osram Licht | 4.20B | D | -36.46% | -5.39% | -41.62% |
| PSM | Prosiebensat.1 Media | 4.11B | D | -54.34% | -10.01% | -52.32% |
| ATC | Altice Europe | 3.47B | D | -83.92% | -15.07% | -75.78% |
| KU2 | Kuka | 2.73B | D | -34.74% | -10.00% | -40.88% |
| SPIE | Spie | 2.46B | D | -36.04% | +15.19% | -31.63% |
| FBEL | Fromagerie Bel | 2.42B | D | -34.04% | +0.65% | -36.21% |
| CEC | Ceconomy | 2.05B | D | -45.63% | +28.31% | -53.01% |

The full lists of Best and Worst Performers are available in Trendrating – info@trendrating.com

Trendrating is the leader in momentum models, analytics and technology.

The momentum factor has been widely documented as a very strong and persistent market anomaly that can improve equity investment returns. We serve more than 100 premier fund managers and partner with FTSE Russell on an upcoming series of smart beta indices.

We provide proven investment intelligence to improve portfolio returns. The positive contribution can be easily tested and measured. The effectiveness of the ratings within our web-based platform is fully transparent.

Trendrating offers a well validated rating methodology to measure momentum (A, B, C, D). This makes our analytics highly actionable and easy to integrate into most strategies and models.

A = strong bull trend

B = beginning of a bull trend

C = inception of a bear trend

D = strong bear trend

With Trendrating you can evaluate the direction and the quality of medium to long-term price trends for stocks, ETFs, indices, sectors and countries.

Trendrating is equally effective at identifying meaningful trends at the macro level, as well as screening from the bottom up to validate or generate new ideas.

In addition, you can build, back-test and implement bespoke momentum-based strategies in just a few clicks.

CONTACT US

info@trendrating.net

+44 (20) 3823 2215

www.trendrating.com

The evaluations, rankings and information provided by Trendrating (the "Services") are provided solely for the use of finance professionals (the "Users") who have been issued a license to use the Services by Trendrating and who, by nature of their status as investment professions understand, or are expected to understand, the complexity of finance products, the functioning of the markets and the risks inherent in them. The Services are **not** offered for use by persons not employed or actively working as professionals in the finance and investment industry. The Services are to be used entirely at the risk of the Users. Included in the Services are forward-looking statements that are based on observations, assumptions and calculations that reflect Trendrating's expectations. Forward-looking statements are subject to numerous risks and uncertainties that could cause actual results to materially differ from those expectations. The Services are **not intended to constitute a recommendation** of any specific security or financial product and are to be implemented **solely in conjunction with or as part of a complete investment evaluation** conducted by the Users. Under no circumstances shall Trendrating, its officers, directors, employees or agents be liable for any damages, lost profits or investment losses that result in any way from use of the Services or any interruptions, errors or delays in the Services.