



Fidelity Advisor Capital Development Fund (FDEIX) - Trend Capture Overlay

February 3, 2018

Executive Summary

Overview

Superior performance on a consistent basis comes from the ability to be in synchrony with major price trends. The ability to capture a large part of bull trends and to avoid most of the bear trends in individual stocks and sectors can dramatically impact returns across market cycles and deliver superior long term performance. The Trendrating solution is designed to improve this ability by providing intelligent analytics that can complement and enhance the investment decision process and produce tangible results.

We can demonstrate Trendrating's ability to materially influence portfolio performance through a historical overlay of its trend capture model on the actual holdings of a portfolio. Through this analysis we demonstrate that induction can seamlessly integrate into the existing workflow of an investment strategy and have a material impact on the performance of the investment strategy.

Trendrating's trend capture model has the unique ability to identify and score the prevailing price trend of a security with high accuracy. The ability to distinguish between securities based on their respective price trend should be of paramount importance to every portfolio no matter the type of its investment strategy. Every investment manager should infuse the decision making process with information that facilitates the selection of securities whose prices are trending, rather than ones whose price trends are disconnected from their fundamentals.

Trendrating Model

The Trendrating model assigns each security a directional rating; uptrends (**A** or **B**) and downtrends (**C** or **D**). A continuous absolute rating scale, **Smart Momentum (SM)**, is constructed to facilitate relative ranking of a universe of securities. The discrete rating distinguishes between securities in uptrends and downtrends, whilst the continuous rating allows ranking within the same rating bucket. In tandem, the two rating frameworks facilitate a flexible and robust framework for security selection and portfolio construction.

Analysis Framework

- Select holdings history for which constituent history is complete and for which there are very few missing periods in the history selected for the analysis
- The universe of stocks in the benchmark associated with the investment fund is used as a buy universe from which to find alternative securities. In absence of a named benchmark, an appropriate buy universe is assigned for the analysis
- In each rebalancing period in the holdings history of the portfolio:
 - Identify all **C** & **D** rated securities
 - Amongst the **C** & **D** rated securities, identify stocks with extreme negative SM scores¹ whilst in a negative price trend, are quite susceptible to sharp upward price swings during and post market shocks. Good risk management practice advocates a robust mechanism for identifying outliers and then implementing a framework of insulating the investment portfolio from their erratic behaviour. In this analysis, we do not alter positions with extreme SM scores
 - Reallocate weight of **C** & **D** rated securities into an **A** or **B** rated security with the highest SM score in the same region/country, industry/sector, and currency²
- Returns for the Fund, Trend Capture Portfolio³, and Benchmark are price returns calculated from the individual constituent level for each of the three portfolios

¹Our empirical research shows that an SM scores of -2.90 is a valid extreme threshold value

²User determined parameters that are relaxed in hierarchal order if no optimal match is found

³The portfolio generated as a result of the trend capture overlay on the holdings of the investment fund

Report Description

- Trend Overlay Summary Data
 - Key info: Provides information on analysis history, fund benchmark, and the analysis rebalancing frequency
 - The two bar charts respectively compare the annual return and annual volatility of the original fund and of the trend capture portfolio
 - The line chart captures the cumulative return of the fund, of the trend capture portfolio, and of the benchmark if applicable
 - Summary Metrics: This table provides key performance and risk metrics of the original fund and of the trend capture portfolio
- Risk-Return Profile
 - Comparative Analysis
 - Annualised Excess Return analysis: The comparisons of the excess return of the trend capture portfolio vs the fund, and if applicable, of the fund vs the benchmark and of the trend capture portfolio vs the benchmark
 - Annualised Tracking Error analysis: The tracking error between the trend capture fund and the original fund captures the magnitude of the differences between the overlay portfolio and the original portfolio. It should be different enough without departing from the original investment strategy. The comparisons of the tracking errors versus the benchmark, if applicable, validates the fact that the overlay strategy does not change the investment mandate
 - Annual Tables
 - The first set of columns tabulate the year by year returns of the trend capture portfolio and its excess return over the original fund and its benchmark
 - The next set of columns present the volatility comparison where the key message is that the volatility of the trend capture portfolio should not differ materially from that of the original fund
 - The third set of results illustrates the reduction in drawdowns that can be achieved through the trend capture overlay. Reduction in downside risk during market declines is perhaps the most important benefit a model can provide
 - TCR Analysis
 - TCR (Trend Capture Rating) is a forward-looking risk metric of an aggregate⁴ calculated from the constituent level weights and ratings from the Trendrating model
 - The trend capture overlay should raise the TCR of the original portfolio
 - Portfolios that maintain a higher TCR tend to outperform and periods with higher TCR tend to deliver superior returns
 - Trendrating's recommendation to clients is to endeavour to maintain a high TCR to improve consistency of portfolio returns
- Historical Portfolio Details
 - The top section provides information on the number of number and weight of the **C** & **D** rated constituents that have been switched on a chosen rebalance period⁵
 - Transaction Table: Tabulates all the matched trades performed in the latest rebalancing period and contains the Ticker, Name, Weight, Rating, and Smart Momentum score of each security traded in the given holding period
- Allocation
 - Regional allocation for the latest rebalance period
 - Sector allocation for the latest rebalance period
- Appendix
 - Contains the full history of trades performed in the analysis presented by rebalance period and identifies all trades securities and matched trades

⁴Portfolio, Index, Sector etc.

⁵The default is the latest rebalance period

Trend Overlay Summary

Key info

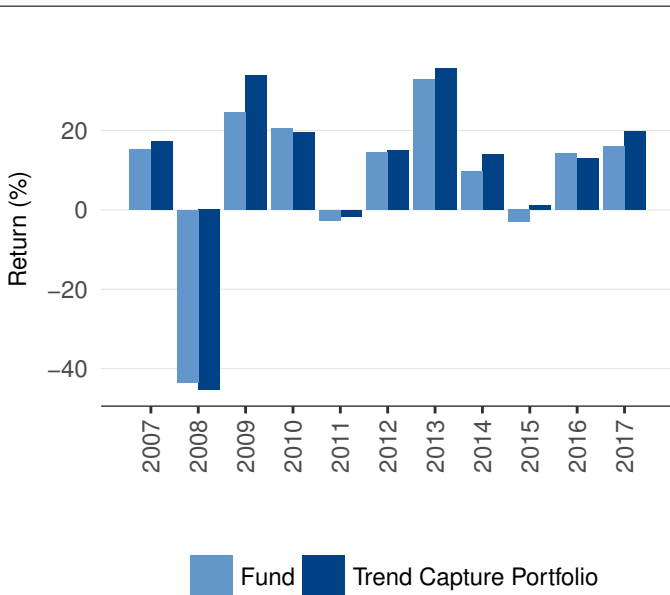
Data Range

2007-01-01 to 2017-12-29

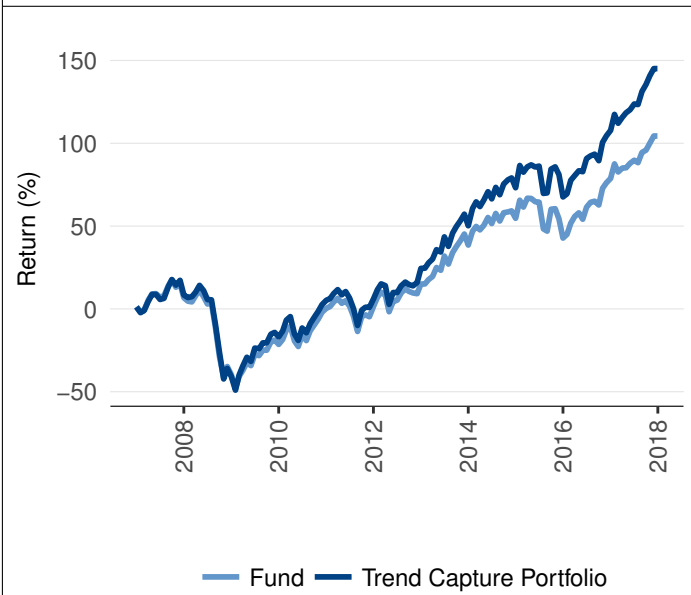
Rebalancing

Monthly

Return



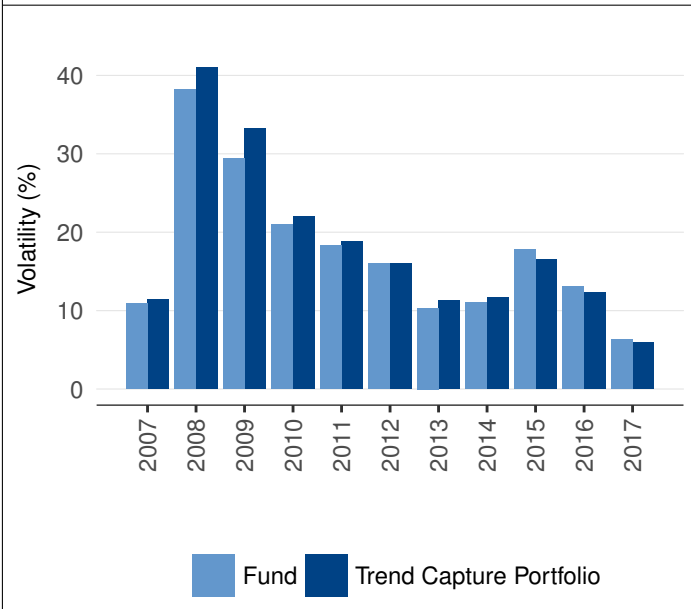
Cumulative Return



Summary Metrics

	Fund	TC Portfolio	Diff
PERFORMANCE			
Annualised (%)	6.78	9.68	2.90
Monthly Avg (%)	0.69	0.91	0.22
Hit Rate (%)	63.64	65.91	2.27
RISK			
Annualised volatility (%)	20.39	19.69	-0.71
Max Drawdown (%)	-55.53	-50.97	4.56
Skewness	-0.96	-0.70	0.26
Kurtosis	2.29	2.34	0.05
KEY RATIOS			
Infomation Ratio	0.33	0.49	0.16
Sortino Ratio	0.18	0.26	0.08
WEIGHT SWITCHED			
Monthly Avg (%)		4.81	

Volatility



	Fund	TC Portfolio	Diff	Diff (%)
Cumulative Return (%)	105.76	176.43	70.67	66.82
Avg Drawdown (%)	-7.16	-7.12	0.04	0.51
Avg TCR	B	A-		

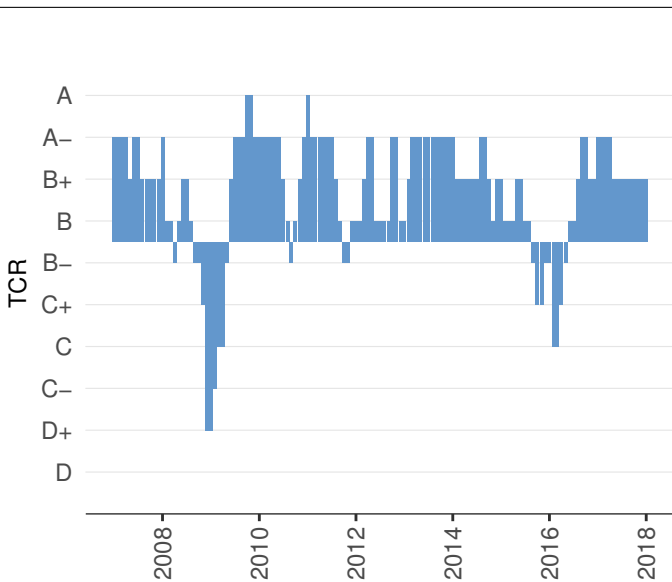
Risk-Return Profile

Comparative Analysis

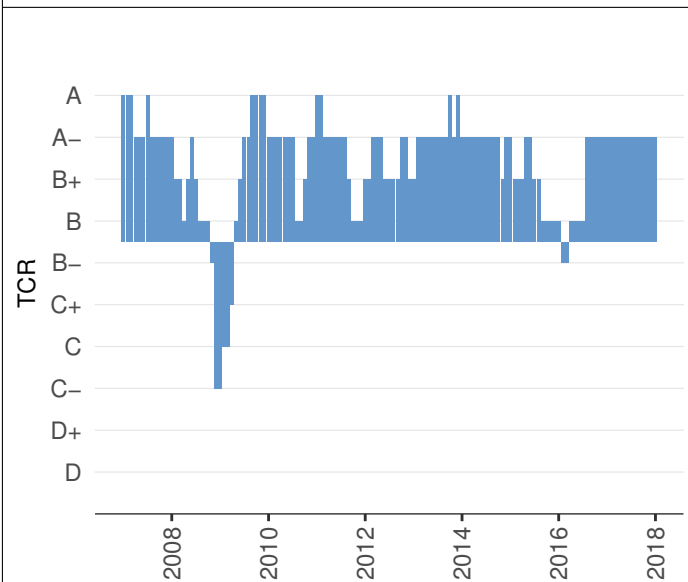
	Fund	Fund
Annualised Excess Return (%)		Annualised Tracking Error (%)
Trend Capture Portfolio	2.56	Trend Capture Portfolio
		3.53

Year	Return (%) TC Port	Excess over Fund	Volatility (%) TC Port	Excess over Fund	Max Drawdown (%) TC Port	Excess over Fund
2017	19.83	3.82	5.88	-0.46	-2.47	0.14
2016	12.94	-1.20	12.36	-0.74	-7.45	0.07
2015	1.12	4.16	16.56	-1.28	-9.21	2.70
2014	13.92	4.29	11.69	0.69	-4.46	0.12
2013	35.61	2.63	11.23	0.90	-4.01	-0.34
2012	14.88	0.27	15.97	-0.04	-10.71	0.03
2011	-1.62	1.13	18.76	0.49	-19.39	-0.55
2010	19.51	-1.12	21.97	0.96	-15.09	-1.51
2009	34.00	9.48	33.26	3.84	-20.47	-0.18
2008	-45.38	-1.99	41.01	2.81	-50.80	-1.75
2007	17.25	2.04	11.43	0.53	-3.39	0.44

Fund TCR



Trend Capture Portfolio TCR



Historical Portfolio Details

Holding period: 2017-12-01 to 2017-12-28

	Fund	TC Port
Number of holdings	185	185
Number of C & D rated holdings - switched	40	-
Weight of C & D rated holdings - switched (%)	17.4	-

Transaction table

The table shows the fund portfolio C & D rated positions at the beginning of the holding period. These positions have been switched with A and B rated stocks near by mkt cap, market and sector in respect to the original fund positions.

Switched positions

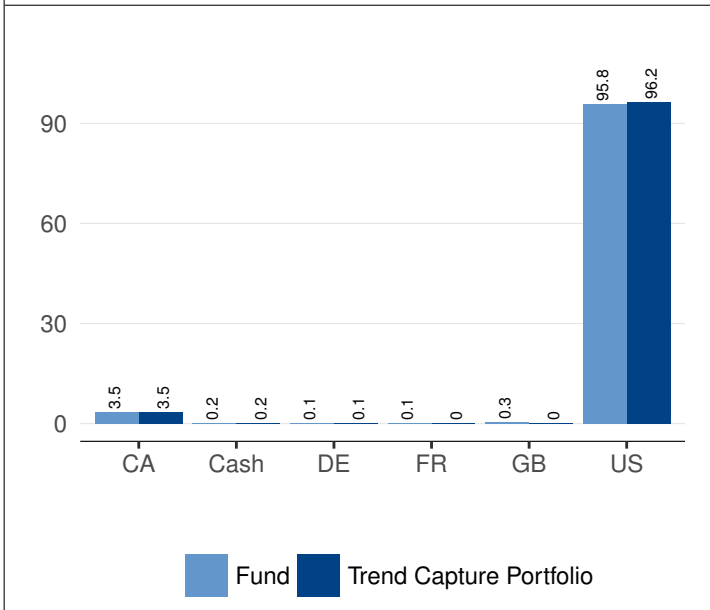
Ticker	Name	R	SM	W (%)	C (%)	Ticker	Name	R	SM	W (%)	C (%)
APA	Apache	D	-2.89	0.87	-0.04	MPC	Marathon Petroleum	A	2.30	0.87	0.04
APC	Anadarko Petroleum	D	-2.89	0.32	0.03	MRO	Marathon Oil	A	2.23	0.32	0.04
WAB	Westinghouse Air Brake Technologies	D	-2.86	0.25	0.02	URI	United Rentals	A	2.60	0.25	0.02
STAN	Standard Chartered	C	-1.86	0.09	0.01	NVDA	Nvidia	A	3.00	0.09	-0.00
CM-CSA	Comcast	C	-1.85	2.12	0.09	AMZN	Amazon.com	A	2.68	2.12	0.01
CPB	Campbell Soup	D	-2.88	0.20	-0.00	ATVI	Activision Blizzard	A	2.98	0.20	0.00
CVS	Cvs Health	D	-2.85	0.79	-0.03	NFLX	Netflix	A	2.36	0.79	0.02
ORLY	O'reilly Automotive	D	-2.86	0.17	0.00	MAR	Marriott International	A	2.35	0.17	0.01
DIS	Walt Disney	D	-2.85	0.45	0.01	BBY	Best Buy	A	2.34	0.45	0.06
AYI	Acuity Brands	D	-2.89	0.20	0.01	MTD	Mettler Toledo International	A	2.47	0.20	-0.00
GSK	Glaxosmithkline Adr	D	-2.87	1.36	0.01	ALGN	Align Technology	A	2.72	1.36	-0.17
K	Kellogg	D	-2.85	0.19	0.01	STZ	Constellation Brands	A	2.44	0.19	0.01
KMB	Kimberly-clark	D	-2.85	0.02	0.00	PHM	Pultegroup	A	2.37	0.02	-0.00
MDT	Medtronic	C	-1.85	0.43	-0.00	ISRG	Intuitive Surgical	A	2.40	0.43	-0.03
MO	Altria	D	-2.85	1.08	0.04	BWA	Borgwarner	A	2.33	1.08	-0.08
NBL	Noble Energy	D	-2.89	0.03	0.00	DVN	Devon Energy	A	2.22	0.03	0.00
TAP	Molson Coors Brewing	D	-2.88	0.44	0.02	MHK	Mohawk Industries	A	2.31	0.44	-0.01
OMC	Omnicom	D	-2.86	0.08	-0.00	AAL	American Airlines	A	2.32	0.08	0.01
SJM	Jm Smucker	D	-2.88	0.15	0.01	DHI	D.r. Horton	A	2.31	0.15	0.00
UTX	United Technologies	C	-1.84	1.41	0.09	PKG	Packaging Corp Of America	A	2.43	1.41	0.04
SAN	Sanofi	C	-1.87	0.09	-0.00	AMD	Advanced Micro Devices	A	3.00	0.09	-0.00
WMB	Williams Companies	D	-2.85	1.54	0.06	CXO	Concho Resources	A	2.22	1.54	0.10
ESRX	Express Scripts	D	-2.85	0.11	0.02	IDXX	Idexx Laboratories	A	2.38	0.11	0.00
RB.	Reckitt Benckiser	D	-2.87	0.06	0.01	MU	Micron Technology	A	2.73	0.06	-0.00
IPG	Interpublic Group Of Companies	D	-2.87	0.27	0.00	RCL	Royal Caribbean Cruises	A	2.32	0.27	-0.01
GILD	Gilead Sciences	C	-1.85	0.15	-0.01	COO	Cooper Companies	A	2.33	0.15	-0.01
CAH	Cardinal Health	D	-2.88	0.58	0.02	MGM	Mgm Resorts International	A	2.31	0.58	-0.01
VIAB	Viacom	D	-2.90	0.13	0.01	WYNN	Wynn Resorts	A	2.31	0.13	0.01
SBGI	Sinclair Broadcast	D	-2.87	0.08	0.01	YUM	Yum Brands	A	2.31	0.08	-0.00
COTY	Coty	D	-2.86	0.15	0.03	LUK	Leucadia National	A	2.30	0.15	0.00
ACT	Actavis	D	-2.89	0.27	-0.01	BAX	Baxter International	A	2.32	0.27	-0.00
ALXN	Alexion Pharmaceuticals	C	-1.88	0.56	0.05	ZTS	Zoetis	A	2.30	0.56	-0.00

Ticker	Name	R	SM	W (%)	C (%)	Ticker	Name	R	SM	W (%)	C (%)
JAZZ	Jazz Pharmaceuticals	C	-1.86	0.51	-0.01	CNC	Centene	A	2.30	0.51	-0.00
SRCL	Stericycle	D	-2.87	0.11	0.00	CAT	Caterpillar	A	2.41	0.11	0.01
SBNY	Signature Bank	D	-2.86	0.25	0.00	CMA	Comerica	A	2.45	0.25	0.01
WPZ	Williams Partners	D	-2.85	0.76	0.04	XEC	Cimarex Energy	A	2.21	0.76	0.03
DXCM	Dexcom	D	-2.89	0.05	-0.00	SYK	Stryker	A	2.30	0.05	-0.00
DPS	Dr Pepper Snapple	D	-2.84	0.17	0.01	KORS	Michael Kors	A	2.29	0.17	0.01
KMI	Kinder Morgan	D	-2.85	0.71	0.03	TSO	Tesoro	A	2.21	0.71	0.07
MRO	Melrose Industries	C	-1.87	0.19	0.01	AMAT	Applied Materials	A	2.60	0.19	-0.00

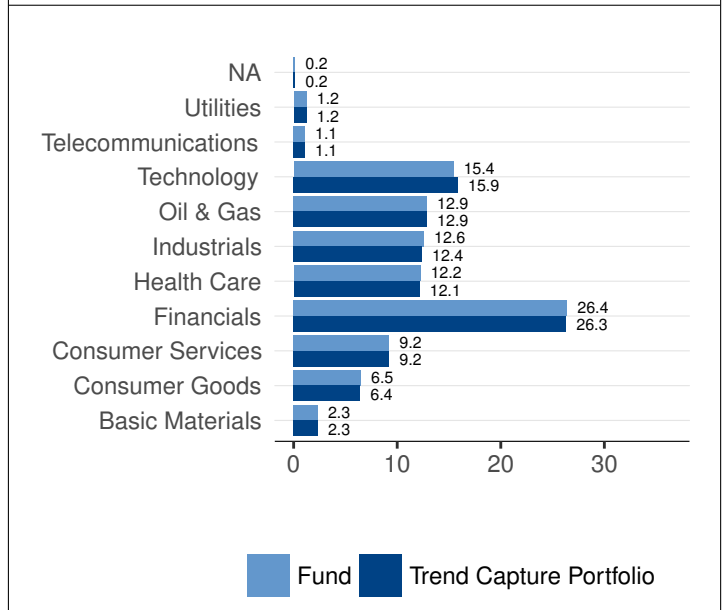
R - Rating, SM - Smart Momentum, W - Weight, C - Contribution to Return

Allocation

Regional Allocation (%)



Sector Exposure (%)



Appendix

Switched positions (Fund vs Trend Capture Portfolio)

Date	Ticker	Name	R	SM	W (%)	Ticker	Name	R	SM	W (%)
2007-01-01	FLR	Fluor	C	-1.87	0.40	PTV	Pactiv Corp	A	2.35	0.40
2007-01-01	SLM	Slm	D	-2.86	2.30	MCO	Moody's	A	2.57	2.30
2007-01-01	GLW	Corning	D	-2.88	0.10	AAPL	Apple	A	2.41	0.10
2007-01-01	BPFH	Boston Private Financial	D	-2.87	0.00	PRU	Prudential Financial	A	2.56	0.00
2007-01-01	LLTC	Linear Technology	D	-2.85	1.10	BMC	BMC Software	A	2.37	1.10
2007-01-01	CIEN	Ciena	C	-1.86	2.60	NVDA	Nvidia	A	2.35	2.60
2007-01-01	ARTC	ArthroCare Corp	D	-2.86	0.40	CELG	Celgene	A	2.71	0.40
2007-02-01	FLR	Fluor	C	-1.86	0.50	LMT	Lockheed Martin	A	2.36	0.50
2007-02-01	SLM	Slm	D	-2.87	2.10	AVB	Avalonbay Communities	A	2.69	2.10
2007-02-01	PMCS	PMC-Sierra	D	-2.87	0.50	AAPL	Apple	A	2.41	0.50
2007-02-01	GLW	Corning	D	-2.86	0.10	BMC	BMC Software	A	2.40	0.10
2007-02-01	LLTC	Linear Technology	D	-2.84	1.20	CTSH	Cognizant Technology Solutions	A	2.33	1.20
2007-02-01	EA	Electronic Arts	C	-1.86	1.40	RAI	Reynolds American	A	2.77	1.40
2007-02-01	ARTC	ArthroCare Corp	D	-2.87	0.30	CELG	Celgene	A	2.69	0.30
2007-02-01	S	Sprint Nextel	D	-2.85	0.70	CTL	Centurylink	A	2.23	0.70
2007-02-01	500087	Cipla	C	-1.85	0.50	PCG	Pg&e	A	2.96	0.50
2007-03-01	FLR	Fluor	C	-1.86	0.50	LMT	Lockheed Martin	A	2.36	0.50
2007-03-01	SLM	Slm	D	-2.88	2.00	AVB	Avalonbay Communities	A	2.63	2.00
2007-03-01	BAC	Bank Of America	C	-1.85	1.50	PRU	Prudential Financial	A	2.59	1.50
2007-03-01	HGSI	Human Genome Sciences	C	-1.87	0.30	CELG	Celgene	A	2.64	0.30
2007-03-01	EA	Electronic Arts	C	-1.86	1.40	RAI	Reynolds American	A	2.72	1.40
2007-03-01	SLB	Schlumberger	C	-1.86	0.90	WMB	Williams Companies	A	2.72	0.90
2007-03-01	ARTC	ArthroCare Corp	D	-2.88	0.30	TMO	Thermo Fisher Scientific	A	2.31	0.30
2007-03-01	INTC	Intel	C	-1.85	0.30	AAPL	Apple	A	2.42	0.30
2007-03-01	500087	Cipla	C	-1.86	0.50	PCG	Pg&e	A	2.95	0.50
2007-03-01	UPS	United Parcel Service	D	-2.85	0.10	PTV	Pactiv Corp	A	2.32	0.10
2007-04-02	SLM	Slm	D	-2.88	0.70	AVB	Avalonbay Communities	A	2.61	0.70
2007-04-02	BAC	Bank Of America	C	-1.85	1.60	PRU	Prudential Financial	A	2.59	1.60
2007-04-02	BCR	C R Bard	C	-1.84	1.20	CELG	Celgene	A	2.66	1.20
2007-04-02	GE	General Electric	C	-1.85	4.80	LMT	Lockheed Martin	A	2.35	4.80
2007-04-02	AVNX	Avanex Corp	C	-1.87	0.10	AAPL	Apple	A	2.46	0.10
2007-04-02	HGSI	Human Genome Sciences	C	-1.87	0.30	TMO	Thermo Fisher Scientific	A	2.32	0.30
2007-04-02	ROG	Roche	C	-1.85	1.00	PCG	Pg&e	A	3.00	1.00
2007-04-02	ORCL	Oracle	C	-1.85	0.20	BMC	BMC Software	A	2.35	0.20
2007-04-02	TLAB	Tellabs	D	-2.86	0.70	CTSH	Cognizant Technology Solutions	A	2.33	0.70
2007-04-02	ARTC	ArthroCare Corp	D	-2.87	0.50	MRK	Merck & Co	A	2.29	0.50
2007-04-02	OPLK	Oplink Communications	D	-2.87	0.00		Unisys Corp	A	2.30	0.00
2007-04-02	INTC	Intel	C	-1.86	0.50	JNPR	Juniper Networks	A	2.27	0.50
2007-04-02	ALU	Alcatel-lucent	D	-2.88	1.40	WMB	Williams Companies	A	2.78	1.40
2007-04-02	IGT	International Game Technology PLC	C	-1.86	1.30	BIG	Big Lots	A	2.51	1.30
2007-04-02	ARXT	Adams Respiratory Therapeutics	D	-2.88	0.10	SYK	Stryker	A	2.27	0.10
2007-04-02	CCI	Crown Castle Intl Corp	C	-1.85	0.30	CME	Cme	A	2.53	0.30
2007-05-01	AMGN	Amgen	D	-2.86	0.60	CELG	Celgene	A	2.75	0.60
2007-05-01	BAC	Bank Of America	C	-1.85	1.50	PRU	Prudential Financial	A	2.62	1.50

Date	Ticker	Name	R	SM	W (%)	Ticker	Name	R	SM	W (%)
2007-05-01	AKAM	Akamai Technologies	C	-1.88	1.20	AAPL	Apple	A	2.48	1.20
2007-05-01	GE	General Electric	C	-1.84	4.80	LMT	Lockheed Martin	A	2.35	4.80
2007-05-01	AVNX	Avanex Corp	C	-1.88	0.10	BMC	BMC Software	A	2.36	0.10
2007-05-01	HGSI	Human Genome Sciences	C	-1.87	0.30	MEDI	Medimmune	A	2.37	0.30
2007-05-01	KBH	Kb Home	D	-2.87	0.30	MON	Monsanto	A	2.34	0.30
2007-05-01	ROG	Roche	C	-1.84	1.00	PCG	Pg&e	A	3.00	1.00
2007-05-01	OPLK	Oplink Communications	D	-2.87	0.00	CTSH	Cognizant Technology Solutions	A	2.34	0.00
2007-05-01	INTC	Intel	C	-1.84	0.50	JNPR	Juniper Networks	A	2.31	0.50
2007-05-01	BSX	Boston Scientific	D	-2.86	0.10	TMO	Thermo Fisher Scientific	A	2.36	0.10
2007-05-01	ALU	Alcatel-lucent	D	-2.86	1.40	WMB	Williams Companies	A	2.79	1.40
2007-05-01	IGT	International Game Technology PLC	C	-1.87	1.20	BIG	Big Lots	A	2.50	1.20
2007-05-01		American Intl	C	-1.84	4.40	MCO	Moody's	A	2.54	4.40
2007-05-01	VMED	Virgin Media Inc. Adams	C	-1.85	1.20	JCP	Jc Penney	A	2.39	1.20
2007-05-01	ARXT	Respiratory Therapeutics	D	-2.86	0.10	MRK	Merck & Co	A	2.33	0.10
2007-05-01	CCI	Crown Castle Intl Corp	C	-1.84	0.30	ASN	Archstone-Smith Trust	A	2.41	0.30
2007-06-01	AMGN	Amgen	D	-2.88	0.50	CELG	Celgene	A	2.76	0.50
2007-06-01	SPLS	Staples	C	-1.85	1.50	BIG	Big Lots	A	2.49	1.50
2007-06-01	BAC	Bank Of America	C	-1.85	1.40	PRU	Prudential Financial	A	2.66	1.40
2007-06-01	AKAM	Akamai Technologies	C	-1.88	1.20	AAPL	Apple	A	2.58	1.20
2007-06-01	AVNX	Avanex Corp	C	-1.88	0.10	WFR	SunEdison	A	2.38	0.10
2007-06-01	HGSI	Human Genome Sciences	C	-1.87	0.30	MEDI	Medimmune	A	2.38	0.30
2007-06-01	IDTI	Integrated Device Technology	C	-1.85	1.00	BMC	BMC Software	A	2.37	1.00
2007-06-01	KBH	Kb Home	D	-2.86	0.30	MON	Monsanto	A	2.36	0.30
2007-06-01	ROG	Roche	C	-1.84	1.00	PCG	Pg&e	A	3.00	1.00
2007-06-01	AMCC	Applied Micro	C	-1.88	0.10	JNPR	Juniper Networks	A	2.34	0.10
2007-06-01	WMT	Wal-mart Stores	C	-1.84	0.40	RSHCQ	RS Legacy Corp	A	2.41	0.40
2007-06-01	OPLK	Oplink Communications	D	-2.87	0.00	CPWR	Compuware Corp	A	2.31	0.00
2007-06-01	BSX	Boston Scientific	D	-2.84	0.10	TMO	Thermo Fisher Scientific	A	2.37	0.10
2007-06-01	IGT	International Game Technology PLC	C	-1.86	1.20	SVU	Supervalu	A	2.31	1.20
2007-06-01	VMED	Virgin Media Inc.	C	-1.85	1.20	DJ	Dow Jones & Co	A	2.30	1.20
2007-06-01	TGT	Target	C	-1.84	0.60	DG.1	Dollar General	A	2.30	0.60
2007-07-02	SPLS	Staples	C	-1.85	0.90	RSHCQ	RS Legacy Corp	A	2.41	0.90
2007-07-02	BAC	Bank Of America	C	-1.85	1.50	PRU	Prudential Financial	A	2.64	1.50
2007-07-02	ECL	Ecolab	C	-1.84	0.70	X	United States Steel	A	2.34	0.70
2007-07-02	AKAM	Akamai Technologies	C	-1.86	1.00	AAPL	Apple	A	2.59	1.00
2007-07-02	AVNX	Avanex Corp	C	-1.87	0.10	WFR	SunEdison	A	2.39	0.10
2007-07-02	ROG	Roche	C	-1.85	0.50	PCG	Pg&e	A	2.94	0.50
2007-07-02	AMCC	Applied Micro	C	-1.90	0.10	JNPR	Juniper Networks	A	2.35	0.10
2007-07-02	PG	Procter & Gamble	C	-1.84	3.00	GT	Goodyear Tire & Rubber	A	2.61	3.00
2007-07-02	BSG	BISYS Group	D	-2.86	0.20	BMC	BMC Software	A	2.35	0.20
2007-07-02	YHOO	Yahoo	C	-1.86	0.60	CPWR	Compuware Corp	A	2.33	0.60
2007-08-01	SPLS	Staples	C	-1.86	0.90	AMZN	Amazon.com	A	2.43	0.90
2007-08-01	BAC	Bank Of America	D	-2.86	1.50	MCO	Moody's	A	2.46	1.50
2007-08-01	BDX	Becton Dickinson	C	-1.84	1.80	CELG	Celgene	A	2.74	1.80
2007-08-01	DIS	Walt Disney	C	-1.84	0.20	HLT	Hilton Hotels Corp	A	2.31	0.20
2007-08-01	ECL	Ecolab	D	-2.85	0.70	ATI	Allegheny Technologies	A	2.31	0.70
2007-08-01	AKAM	Akamai Technologies	C	-1.91	0.70	AAPL	Apple	A	2.66	0.70
2007-08-01	HITT	Hittite Microwave Corp.	C	-1.86	0.20	JNPR	Juniper Networks	A	2.43	0.20

Date	Ticker	Name	R	SM	W (%)	Ticker	Name	R	SM	W (%)
2007-08-01	BPFH	Boston Private Financial	C	-1.85	0.00	ASN	Archstone-Smith Trust	A	2.45	0.00
2007-08-01	JNJ	Johnson & Johnson	D	-2.85	2.50	TMO	Thermo Fisher Scientific	A	2.36	2.50
2007-08-01	ROG	Roche	C	-1.85	0.50	WMB	Williams Companies	A	2.88	0.50
2007-08-01	MDT	Medtronic	C	-1.84	1.20	ESRX	Express Scripts Holding	A	2.28	1.20
2007-08-01	EA	Electronic Arts	D	-2.85	0.60	MO	Altria	A	2.32	0.60
2007-08-01	AMCC	Applied Micro	C	-1.88	0.10	WFR	SunEdison	A	2.38	0.10
2007-08-01	PG	Procter & Gamble	C	-1.84	3.20	PEP	Pepsico	A	2.30	3.20
2007-08-01	JPM	Jpmorgan Chase	C	-1.86	0.70	L	Loews	A	2.43	0.70
2007-08-01	BSG	BISYS Group	D	-2.85	0.20	BMC	BMC Software	A	2.33	0.20
2007-08-01	TWX	Time Warner	C	-1.86	2.50	RSHCQ	RS Legacy Corp	A	2.30	2.50
2007-08-01	YHOO	Yahoo	C	-1.88	0.50	VRSN	Verisign	A	2.28	0.50
2007-09-03	ADI	Analog Devices	C	-1.85	0.80	AAPL	Apple	A	2.67	0.80
2007-09-03	AIG	American International	C	-1.85	3.70	L	Loews	A	2.42	3.70
2007-09-03	SPLS	Staples	D	-2.86	0.90	AMZN	Amazon.com	A	2.44	0.90
2007-09-03	BDX	Becton Dickinson	C	-1.84	1.80	CELG	Celgene	A	2.79	1.80
2007-09-03	STAN	Standard Chartered	C	-1.85	0.70	PCP	Precision Castparts	A	2.40	0.70
2007-09-03	DIS	Walt Disney	C	-1.84	0.20	HLT	Hilton Hotels Corp	A	2.32	0.20
2007-09-03	MCHP	Microchip Technology	C	-1.85	1.20	JNPR	Juniper Networks	A	2.45	1.20
2007-09-03	ECL	Ecolab	D	-2.85	0.70	FCX	Freeport-mcmoran	A	2.27	0.70
2007-09-03	AKAM	Akamai Technologies	D	-2.91	0.70					
2007-09-03	BPFH	Boston Private Financial	C	-1.84	0.10	AMP	Ameriprise Financial	A	2.31	0.10
2007-09-03	GYI	Getty Images	D	-2.90	0.70					
2007-09-03	JNJ	Johnson & Johnson	D	-2.85	2.50	TMO	Thermo Fisher Scientific	A	2.37	2.50
2007-09-03	ROG	Roche	D	-2.85	0.50	CMI	Cummins	A	2.35	0.50
2007-09-03	MDT	Medtronic	C	-1.84	1.20	ESRX	Express Scripts Holding	A	2.31	1.20
2007-09-03	AMCC	Applied Micro	D	-2.88	0.10	WFR	SunEdison	A	2.38	0.10
2007-09-03	OI3X	Gyrus Group	C	-1.86	0.10	TEX	Terex	A	2.34	0.10
2007-09-03	EOG	Eog Resources	C	-1.86	0.00	WMB	Williams Companies	A	2.83	0.00
2007-09-03	S	Sprint Nextel	C	-1.86	0.10	EQ	Embarq	A	2.26	0.10
2007-09-03	CEPH	Cephalon	C	-1.85	0.20	MHS	Medco Health Solutions	A	2.28	0.20
2007-09-03	MRO	Marathon Oil	C	-1.86	0.10	SII	Smith International	A	2.31	0.10
2007-09-03	JPM	Jpmorgan Chase	C	-1.86	0.70	JNS	Janus Capital	A	2.31	0.70
2007-09-03	WYE	Wyeth	C	-1.87	0.90	AET	Aetna	A	2.27	0.90
2007-09-03	TWX	Time Warner	C	-1.86	2.50	APOL	Apollo Educat Grp	A	2.29	2.50
2007-09-03	HIG	The Hartford Financial Services	C	-1.86	0.40	BEN	Franklin Resources	A	2.27	0.40
2007-09-03	YHOO	Yahoo	D	-2.88	0.50	BMC	BMC Software	A	2.35	0.50
2007-09-03	PXP	Plains Exploration & Production	C	-1.88	0.10	WFT	Weatherford International	A	2.24	0.10
2007-10-01	ADI	Analog Devices	C	-1.85	0.20	AAPL	Apple	A	2.76	0.20
2007-10-01	AIG	American International	D	-2.84	2.90	L	Loews	A	2.44	2.90
2007-10-01	AMGN	Amgen	D	-2.88	0.60	CELG	Celgene	A	2.89	0.60
2007-10-01	SPLS	Staples	D	-2.87	0.70	AMZN	Amazon.com	A	2.52	0.70
2007-10-01	DIS	Walt Disney	C	-1.84	1.00	HLT	Hilton Hotels Corp	A	2.33	1.00
2007-10-01	MCHP	Microchip Technology	C	-1.85	0.20	JNPR	Juniper Networks	A	2.50	0.20
2007-10-01	TV	Grupo Televisa S.a.b Adr	C	-1.87	0.40	TIF	Tiffany	A	2.30	0.40
2007-10-01	AKAM	Akamai Technologies	D	-2.92	0.70					
2007-10-01	NFX	Newfield Exploration	C	-1.85	0.30	SII	Smith International	A	2.33	0.30
2007-10-01	MTLQQ	Motors Liquidation Co	C	-1.84	0.50	MO	Altria	A	2.33	0.50
2007-10-01	CHK	Chesapeake Energy	C	-1.84	0.40	WFT	Weatherford International	A	2.29	0.40
2007-10-01	MS	Morgan Stanley	C	-1.86	0.10	JNS	Janus Capital	A	2.35	0.10
2007-10-01	KBH	Kb Home	D	-2.92	0.00					
2007-10-01	ROG	Roche	D	-2.85	0.40	CMI	Cummins	A	2.39	0.40

Date	Ticker	Name	R	SM	W (%)	Ticker	Name	R	SM	W (%)
2007-10-01	0I3X	Gyrus Group	C	-1.88	0.10	DE	Deere	A	2.37	0.10
2007-10-01	WMT	Wal-mart Stores	D	-2.86	0.10	APOL	Apollo Educat Grp	A	2.30	0.10
2007-10-01	EOG	Eog Resources	C	-1.85	0.40	MUR	Murphy Oil	A	2.27	0.40
2007-10-01	ALU	Alcatel-lucent	D	-2.89	0.70	BMC	BMC Software	A	2.36	0.70
2007-10-01	S	Sprint Nextel	C	-1.86	0.60	VZ	Verizon Communications	A	2.27	0.60
2007-10-01	CNVR	Conversant	C	-1.89	0.10	WFR	SunEdison	A	2.37	0.10
2007-10-01	FRPT	Force Protection	C	-1.87	0.10	PCP	Precision Castparts	A	2.46	0.10
2007-10-01	GS	Goldman Sachs	C	-1.84	1.60	TROW	T Rowe Price	A	2.27	1.60
2007-10-01	CEPH	Cephalon	C	-1.85	0.30	TMO	Thermo Fisher Scientific	A	2.40	0.30
2007-10-01	BCO	The Brink's	C	-1.86	0.30	TEX	Terex	A	2.39	0.30
2007-10-01	WYE	Wyeth	D	-2.87	0.90	ESRX	Express Scripts Holding	A	2.31	0.90
2007-10-01	TWX	Time Warner	D	-2.86	3.20	MCD	Mcdonald's	A	2.29	3.20
2007-10-01	C	Citigroup	D	-2.86	0.80	UNM	Unum	A	2.26	0.80
2007-10-01	CKXE	CKX	D	-2.86	0.80	DJ	Dow Jones & Co	A	2.29	0.80
2007-10-01	PXP	Plains Exploration & Production	D	-2.86	0.20	HES	Hess	A	2.25	0.20
2007-10-01		Chi Mei Optoelectronics	C	-1.84	0.10	FCX	Freeport-mcmoran	A	2.35	0.10
2007-11-01	ADI	Analog Devices	C	-1.87	0.10	AAPL	Apple	A	2.91	0.10
2007-11-01	AIG	American International	D	-2.86	4.50	L	Loews	A	2.43	4.50
2007-11-01	SPLS	Staples	D	-2.87	0.50	AMZN	Amazon.com	A	2.48	0.50
2007-11-01	BA	Boeing	C	-1.85	0.40	JEC	Jacobs Engineering	A	2.75	0.40
2007-11-01	BGG	Briggs & Stratton	D	-2.89	0.00	MO	Altria	A	2.34	0.00
2007-11-01	U	Uranium Participation	D	-2.88	0.60	TMO	Thermo Fisher Scientific	A	2.40	0.60
2007-11-01	TV	Grupo Televisa S.a.b Adr	D	-2.87	0.40	EXPE	Expedia	A	2.41	0.40
2007-11-01	AKAM	Akamai Technologies	D	-2.89	0.70	JNPR	Juniper Networks	A	2.47	0.70
2007-11-01	KBH	Kb Home	D	-2.92	0.00					
2007-11-01	TER	Teradyne	D	-2.89	0.10	WFR	SunEdison	A	2.43	0.10
2007-11-01	TLAB	Tellabs	D	-2.89	0.90	BMC	BMC Software	A	2.38	0.90
2007-11-01	0I3X	Gyrus Group	C	-1.86	0.20	AYE	Allegheny Energy	A	2.37	0.20
2007-11-01	CRUS	Cirrus Logic	D	-2.89	0.00	GOOGL	Google Class A	A	2.32	0.00
2007-11-01	ALU	Alcatel-lucent	D	-2.90	0.90					
2007-11-01	FRPT	Force Protection	C	-1.90	0.60	PCP	Precision Castparts	A	2.46	0.60
2007-11-01	BCO	The Brink's	C	-1.84	0.30	DE	Deere	A	2.37	0.30
2007-11-01	TWX	Time Warner	D	-2.87	2.50	APOL	Apollo Educat Grp	A	2.39	2.50
2007-11-01	ACT	Actavis	C	-1.85	0.80	CELG	Celgene	A	2.79	0.80
2007-11-01	C	Citigroup	D	-2.88	0.70	NTRS	Northern Trust	A	2.31	0.70
2007-11-01	PWAVQ	Powerwave Tech	D	-2.88	0.30	VRSN	Verisign	A	2.32	0.30
2007-11-01	XCO	Exco Resources	C	-1.86	0.00	NBL	Noble Energy	A	2.77	0.00
2007-12-03	DNA	Genentech	D	-2.85	0.50	CELG	Celgene	A	2.74	0.50
2007-12-03	ADI	Analog Devices	C	-1.87	0.50	AAPL	Apple	A	2.87	0.50
2007-12-03	AIG	American International	D	-2.86	5.80	L	Loews	A	2.42	5.80
2007-12-03	SPLS	Staples	D	-2.86	0.40	EXPE	Expedia	A	2.42	0.40
2007-12-03	BA	Boeing	C	-1.86	0.60	JEC	Jacobs Engineering	A	2.77	0.60
2007-12-03	BGG	Briggs & Stratton	D	-2.89	0.00	MO	Altria	A	2.37	0.00
2007-12-03	U	Uranium Participation	D	-2.90	0.50					
2007-12-03	TV	Grupo Televisa S.a.b Adr	D	-2.87	0.50	APOL	Apollo Educat Grp	A	2.37	0.50
2007-12-03	HAS	Hasbro	C	-1.86	0.20	PEP	Pepsico	A	2.34	0.20
2007-12-03	SUBC	Subsea 7	C	-1.89	0.30	JNPR	Juniper Networks	A	2.41	0.30
2007-12-03	TER	Teradyne	D	-2.90	0.40					
2007-12-03	TLAB	Tellabs	D	-2.91	0.80					
2007-12-03	NBR	Nabors Industries	D	-2.88	0.40	NBL	Noble Energy	A	2.75	0.40
2007-12-03	CRUS	Cirrus Logic	D	-2.90	0.30	WFR	SunEdison	A	2.46	0.30
2007-12-03	ALU	Alcatel-lucent	D	-2.92	0.60					
2007-12-03	FRPT	Force Protection	C	-1.95	0.30	DE	Deere	A	2.43	0.30
2007-12-03	2448	Epistar	C	-1.87	0.10	NOV	National Oilwell Varco	A	2.39	0.10
2007-12-03	JPM	Jpmorgan Chase	D	-2.86	0.30	NTRS	Northern Trust	A	2.34	0.30
2007-12-03	WYE	Wyeth	D	-2.86	0.60	TMO	Thermo Fisher Scientific	A	2.39	0.60

Date	Ticker	Name	R	SM	W (%)	Ticker	Name	R	SM	W (%)
2007-12-03	TWX	Time Warner	D	-2.88	2.30	MCD	Mcdonald's	A	2.31	2.30
2007-12-03	ACT	Actavis	C	-1.86	0.50	ESRX	Express Scripts Holding	A	2.39	0.50
2007-12-03	BARI	Bancorp Rhode Island	D	-2.85	0.00	UNM	Unum	A	2.25	0.00
2007-12-03	PWAVQ	Powerwave Tech	D	-2.91	0.20					
2007-12-03	IVN	Turquoise Hill Resources	C	-1.89	0.20	VRSN	Verisign	A	2.39	0.20
2007-12-03	T82U	Suntec	C	-1.87	0.10	AYE	Allegheny Energy	A	2.38	0.10
2007-12-03	CNQ	Canadian Natural Resources	C	-1.86	0.60	BMC	BMC Software	A	2.38	0.60
2008-01-01	DNB	Dun & Bradstreet	C	-1.86	0.40	EXPE	Expedia	A	2.40	0.40
2008-01-01	MET	Metlife	C	-1.86	0.10	L	Loews	A	2.45	0.10
2008-01-01	AIG	American International	D	-2.86	1.50	BK	Bank Of New York Mellon	A	2.24	1.50
2008-01-01	RY	Royal Bank Of Canada	D	-2.86	0.30	WFR	SunEdison	A	2.54	0.30
2008-01-01	AVT	Avnet	C	-1.87	0.10	JEC	Jacobs Engineering	A	2.85	0.10
2008-01-01	CAT	Caterpillar	C	-1.84	0.10	FLR	Fluor	A	2.33	0.10
2008-01-01	ETN	Eaton	C	-1.83	0.20	DHR	Danaher	A	2.30	0.20
2008-01-01	PTEN	Patterson-uti Energy	D	-2.88	0.30	NBL	Noble Energy	A	2.81	0.30
2008-01-01	KR	Kroger	C	-1.85	0.70	APOL	Apollo Educat Grp	A	2.35	0.70
2008-01-01	MAN	Manpower Rg	D	-2.90	0.10					
2008-01-01	SUBC	Subsea 7	C	-1.88	0.00	CNX	Consol Energy	A	2.41	0.00
2008-01-01	UNM	Unum	C	-1.86	0.40	AFL	Aflac	A	2.24	0.40
2008-01-01	FM	First Quantum Minerals	C	-1.87	0.40	BMC	BMC Software	A	2.41	0.40
2008-01-01	IMN	Inmet Mining	C	-1.88	1.10	AYE	Allegheny Energy	A	2.40	1.10
2008-01-01	BIIB	Biogen	C	-1.89	0.50	GILD	Gilead Sciences	A	2.49	0.50
2008-01-01	TEX	Terex	C	-1.88	0.30	TT	Trane	A	2.29	0.30
2008-01-01	JOE	The St. Joe	D	-2.90	0.10					
2008-01-01	JPM	Jpmorgan Chase	D	-2.86	0.10	SCHW	Charles Schwab	A	2.24	0.10
2008-01-01	UTIW	UTI Worldwide	D	-2.89	0.00	RTN	Raytheon	A	2.28	0.00
2008-01-01	ACT	Actavis	C	-1.87	0.50	ESRX	Express Scripts Holding	A	2.41	0.50
2008-01-01	HUBG	Hub	D	-2.89	0.20	COL	Rockwell Collins	A	2.27	0.20
2008-01-01	PRU	Prudential Financial	C	-1.84	0.50	AOC	Aon plc	A	2.24	0.50
2008-01-01	MRH	Montpelier Re Holdings	D	-2.84	0.20	CME	Cme	A	2.23	0.20
2008-01-01	CNQ	Canadian Natural Resources	C	-1.85	0.40	TMO	Thermo Fisher Scientific	A	2.40	0.40
2008-02-01	AAPL	Apple	C	-1.89	1.30	WFR	SunEdison	A	2.46	1.30
2008-02-01	GME	Gamestop Corp New	C	-1.86	0.40	APOL	Apollo Educat Grp	A	2.40	0.40
2008-02-01	MET	Metlife	D	-2.86	0.30	NTRS	Northern Trust Federated	A	2.32	0.30
2008-02-01	AIG	American International	D	-2.87	1.50	FII	Investors	A	2.24	1.50
2008-02-01	VLO	Valero Energy	C	-1.87	0.60	NBL	Noble Energy	A	2.75	0.60
2008-02-01	RY	Royal Bank Of Canada	D	-2.86	0.30	PPL	Ppl	A	2.28	0.30
2008-02-01	AVT	Avnet	D	-2.86	0.20	TT	Trane	A	2.28	0.20
2008-02-01	TD	Toronto-dominion Bank	D	-2.85	0.10	STR	Questar Corp	A	2.26	0.10
2008-02-01	BAC	Bank Of America	D	-2.86	1.40	AFL	Aflac	A	2.23	1.40
2008-02-01	BHP	Bhp Billiton Adr	C	-1.86	0.60	CNX	Consol Energy	A	2.44	0.60
2008-02-01	BRL	Barr Pharmaceuticals	C	-1.85	0.20	GILD	Gilead Sciences	A	2.49	0.20
2008-02-01	CB	Chubb Corp	C	-1.84	0.70	AOC	Aon plc	A	2.22	0.70
2008-02-01	CMI	Cummins	C	-1.89	0.40	LLL	L-3 Communications	A	2.27	0.40
2008-02-01	UCBHQ	UCBH Holdings	D	-2.87	0.10	PCL	Plum Creek Timber Co	A	2.22	0.10
2008-02-01	YUM	Yum Brands	C	-1.85	0.40	COST	Costco Wholesale	A	2.21	0.40
2008-02-01	ETN	Eaton	C	-1.85	0.20	DHR	Danaher	A	2.26	0.20
2008-02-01	FCX	Freeport-mcmoran	C	-1.87	0.50	SIAL	Sigma Aldrich	A	2.30	0.50
2008-02-01	PBG	Pepsi Bottling	C	-1.86	0.20	PEP	Pepsico	A	2.31	0.20
2008-02-01	NOV	National Oilwell Varco	C	-1.87	1.10	RRC	Range Resources	A	2.35	1.10
2008-02-01	PTEN	Patterson-uti Energy	D	-2.88	0.30	MUR	Murphy Oil	A	2.27	0.30

Date	Ticker	Name	R	SM	W (%)	Ticker	Name	R	SM	W (%)
2008-02-01	CHK	Chesapeake Energy	C	-1.85	0.40	WFT	Weatherford International	A	2.26	0.40
2008-02-01	AKS	Ak Steel	C	-1.85	0.20	PX	Praxair	A	2.27	0.20
2008-02-01	ETE	Energy Transfer Equity	D	-2.87	0.00	SII	Smith International	A	2.26	0.00
2008-02-01	NCR	Ncr	C	-1.87	0.20	BMC	BMC Software	A	2.39	0.20
2008-02-01	KR	Kroger	C	-1.85	0.70	WMT	Wal-mart Stores	A	2.20	0.70
2008-02-01	NOK	Nokia Adr	C	-1.85	2.40	VRSN	Verisign	A	2.35	2.40
2008-02-01	LUK	Leucadia National	C	-1.85	0.50	CL	Colgate-palmolive	A	2.26	0.50
2008-02-01	MAN	Manpower Rg	D	-2.90	0.10	EMR	Emerson Electric	A	2.23	0.10
2008-02-01	NOC	Northrop Grumman	C	-1.84	0.40	TXT	Textron	A	2.22	0.40
2008-02-01	CB	Chubb	C	-1.84	0.50	WY	Weyerhaeuser	A	2.21	0.50
2008-02-01	PH	Parker-hannifin	C	-1.87	0.30	CSX	Csx	A	2.21	0.30
2008-02-01	TAP	Molson Coors Brewing	C	-1.87	0.20	KO	Coca-cola	A	2.25	0.20
2008-02-01	SCCO	Southern Copper	C	-1.88	0.30	APD	Air Products & Chemicals	A	2.25	0.30
2008-02-01	SLB	Schlumberger	C	-1.88	0.20	EOG	Eog Resources	A	2.23	0.20
2008-02-01	ALL	Allstate	D	-2.88	0.20	WU	The Western Union	A	2.21	0.20
2008-02-01	UNM	Unum	C	-1.86	0.40	SCHW	Charles Schwab	A	2.21	0.40
2008-02-01	UTX	United Technologies	C	-1.85	1.10	CHRW	C.h.robinson Worldwide	A	2.20	1.10
2008-02-01	WHR	Whirlpool	D	-2.88	0.20	ADM	Archer Daniels Midland	A	2.24	0.20
2008-02-01	PTP	Platinum Underwriters Holdings	C	-1.85	0.40	CME	Cme	A	2.20	0.40
2008-02-01	FM	First Quantum Minerals	C	-1.88	0.40	EXC	Exelon	A	2.25	0.40
2008-02-01	JNPR	Juniper Networks	C	-1.88	0.50	EMC	EMC Corp	A	2.28	0.50
2008-02-01	JNS	Janus Capital	C	-1.87	0.50	HCBK	Hudson City Bancorp	A	2.20	0.50
2008-02-01	IMN	Inmet Mining	C	-1.89	1.10	AEP	American Electric Power	A	2.23	1.10
2008-02-01	BIIB	Biogen	C	-1.88	0.50	ESRX	Express Scripts Holding	A	2.37	0.50
2008-02-01	RE	Everest Re	C	-1.85	0.30	WFC	Wells Fargo	B	1.22	0.30
2008-02-01	GS	Goldman Sachs	C	-1.86	2.90	PSA	Public Storage	B	1.20	2.90
2008-02-01	DAI	Daimler	C	-1.89	0.20	NEM	Newmont Mining	A	2.22	0.20
2008-02-01	RS	Reliance Steel And Aluminum	C	-1.85	0.10	BTU	Peabody Energy Corp	A	2.25	0.10
2008-02-01		Satyam Computer Services	D	-2.85	0.00	HSP	Hospira	A	2.22	0.00
2008-02-01	ZURN	Zurich Insurance	D	-2.87	0.10	VAR	Varian Medical Systems	A	2.22	0.10
2008-02-01	ACT	Actavis	C	-1.87	0.50	SYK	Stryker	A	2.28	0.50
2008-02-01	ABI	Applied Biosystems	C	-1.86	0.10	WAT	Waters	A	2.26	0.10
2008-02-01	DTV	DIRECTV	D	-2.85	0.30	SVU	Supervalu	A	2.19	0.30
2008-02-01	WB	Wachovia	D	-2.89	0.20	MMC	Marsh & McLennan Cos	B	1.19	0.20
2008-02-01	HIG	The Hartford Financial Services	D	-2.86	0.20	PNC	Pnc Financial Services	B	1.16	0.20
2008-02-01	HUBG	Hub	D	-2.87	0.40	BNI	Burlington Northern	A	2.19	0.40
2008-02-01	PAS	PepsiAmericas Inc	C	-1.88	0.10	UST	UST Inc	A	2.19	0.10
2008-02-01	PRU	Prudential Financial	C	-1.86	0.50	AYE	Allegheny Energy	A	2.35	0.50
2008-02-01	VZ	Verizon Communications	C	-1.86	1.30	NEE	Nextera Energy	A	2.29	1.30
2008-02-01	HPQ	Hp	C	-1.86	3.50	CSCO	Cisco Systems	A	2.24	3.50
2008-02-01	CKXE	CKX	D	-2.86	0.40	GPS	Gap	A	2.18	0.40
2008-02-01	NM	Navios Maritime	C	-1.89	0.00	MWV	MeadWestvaco	A	2.19	0.00
2008-02-01	EXPE	Expedia	C	-1.89	0.10	VIAB	Viacom	A	2.17	0.10
2008-02-01	GOOGL	Alphabet	C	-1.88	0.20	INTC	Intel	A	2.19	0.20
2008-03-03	GME	Gamestop Corp New	C	-1.89	0.40	APOL	Apollo Educat Grp	A	2.28	0.40
2008-03-03	MET	Metlife	D	-2.86	0.30	AFL	Aflac	A	2.24	0.30
2008-03-03	AIG	American International	D	-2.89	1.30	FII	Federated Investors	A	2.22	1.30
2008-03-03	VLO	Valero Energy	D	-2.88	0.90	NBL	Noble Energy	A	2.83	0.90
2008-03-03	VIV	Vivendi	D	-2.86	0.50	ESV	Ensco	A	2.25	0.50

Date	Ticker	Name	R	SM	W (%)	Ticker	Name	R	SM	W (%)
2008-03-03	AON	Aon	C	-1.86	0.20	PCL	Plum Creek Timber Co	A	2.20	0.20
2008-03-03	RY	Royal Bank Of Canada	D	-2.87	0.30	AA	Alcoa	A	2.23	0.30
2008-03-03	AVT	Avnet	D	-2.87	0.10	TT	Trane	A	2.28	0.10
2008-03-03	BAC	Bank Of America	D	-2.88	1.30	HCBK	Hudson City Bancorp	A	2.19	1.30
2008-03-03	BHP	Bhp Billiton ADR	C	-1.86	0.60	CNX	Consol Energy	A	2.44	0.60
2008-03-03	CB	Chubb Corp	C	-1.85	0.70	WU	The Western Union	A	2.19	0.70
2008-03-03	CMI	Cummins	C	-1.88	0.50	LLL	L-3 Communications	A	2.27	0.50
2008-03-03	UCBHQ	UCBH Holdings	D	-2.91	0.10					
2008-03-03	YUM	Yum Brands	C	-1.86	0.40	IGT	International Game Technology PLC	A	2.21	0.40
2008-03-03	DIS	Walt Disney	D	-2.85	0.10	WMT	Wal-mart Stores	A	2.20	0.10
2008-03-03	ETN	Eaton	C	-1.86	0.20	DHR	Danaher	A	2.25	0.20
2008-03-03	TRV	Travelers Companies	D	-2.86	0.80	PSA	Public Storage	A	2.19	0.80
2008-03-03	FCX	Freeport-mcmoran	C	-1.85	0.60	SIAL	Sigma Aldrich	A	2.34	0.60
2008-03-03	PBG	Pepsi Bottling	C	-1.87	0.20	PEP	Pepsico	A	2.31	0.20
2008-03-03	NOV	National Oilwell Varco	C	-1.87	1.70	RRC	Range Resources	A	2.42	1.70
2008-03-03	GD	General Dynamics	C	-1.86	0.00	R	Ryder System	A	2.25	0.00
2008-03-03	HPC	Hercules	D	-2.86	0.10	SCHW	Charles Schwab	A	2.18	0.10
2008-03-03	ETE	Energy Transfer Equity	D	-2.87	0.00	EOG	Eog Resources	A	2.31	0.00
2008-03-03	IR	Ingersoll-rand	D	-2.87	0.10	QLGC	QLogic Corp	A	2.22	0.10
2008-03-03	JNJ	Johnson & Johnson	C	-1.85	0.30	GILD	Gilead Sciences	A	2.52	0.30
2008-03-03	NCR	Ncr	D	-2.86	0.30	WFR	SunEdison	A	2.48	0.30
2008-03-03	KR	Kroger	D	-2.86	0.40	GPS	Gap	A	2.19	0.40
2008-03-03	NOK	Nokia ADR	C	-1.86	2.30	BMC	BMC Software	A	2.37	2.30
2008-03-03	LUK	Leucadia National	C	-1.85	0.50	CL	Colgate-palmolive	A	2.26	0.50
2008-03-03	MAN	Manpower Rg	D	-2.90	0.10	TXT	Textron	A	2.21	0.10
2008-03-03	MCD	McDonald's	C	-1.86	2.30	ANF	Abercrombie & Fitch	A	2.18	2.30
2008-03-03	NOC	Northrop Grumman	C	-1.84	0.60	CSX	Csx	A	2.20	0.60
2008-03-03	PH	Parker-hannifin	C	-1.87	0.30	BNI	Burlington Northern	A	2.19	0.30
2008-03-03	TAP	Molson Coors Brewing	C	-1.85	0.10	KO	Coca-cola	A	2.25	0.10
2008-03-03	OMC	Omnicom	D	-2.86	0.00	SSP	E.w. Scripps	A	2.18	0.00
2008-03-03	JAH	Jarden	D	-2.91	0.20					
2008-03-03	ALL	Allstate	D	-2.88	0.30	CME	Cme	A	2.17	0.30
2008-03-03	UNM	Unum	D	-2.86	0.40	EQR	Equity Residential	B	1.20	0.40
2008-03-03	UTX	United Technologies	C	-1.86	1.00	JEC	Jacobs Engineering	A	2.19	1.00
2008-03-03	WFC	Wells Fargo	D	-2.86	0.40	MMC	Marsh & McLennan Cos	B	1.17	0.40
2008-03-03	PTP	Platinum Underwriters Holdings	C	-1.85	0.40	AYE	Allegheny Energy	A	2.32	0.40
2008-03-03	FM	First Quantum Minerals	C	-1.87	0.50	NEM	Newmont Mining	A	2.22	0.50
2008-03-03	BNS	Bank Of Nova Scotia	D	-2.86	0.30	DVN	Devon Energy	A	2.22	0.30
2008-03-03	JNPR	Juniper Networks	C	-1.89	0.50	VRSN	Verisign	A	2.34	0.50
2008-03-03	JNS	Janus Capital	C	-1.89	0.30	MUR	Murphy Oil	A	2.30	0.30
2008-03-03	BBT	Bb&t	D	-2.88	0.10	SII	Smith International	A	2.29	0.10
2008-03-03	IMN	Inmet Mining	C	-1.87	1.30	X	United States Steel	A	2.21	1.30
2008-03-03	BIIB	Biogen	C	-1.88	0.50	ESRX	Express Scripts Holding	A	2.35	0.50
2008-03-03	LMT	Lockheed Martin	C	-1.85	0.80	FISV	Fiserv	A	2.19	0.80
2008-03-03	RE	Everest Re	C	-1.86	0.30	WFT	Weatherford International	A	2.29	0.30
2008-03-03	CSCO	Cisco Systems	D	-2.88	0.50	EMC	EMC Corp	A	2.27	0.50
2008-03-03	SKX	Skechers Usa	D	-2.85	0.50	ADM	Archer Daniels Midland	A	2.24	0.50
2008-03-03	GS	Goldman Sachs	D	-2.89	2.10	STR	Questar Corp	A	2.28	2.10
2008-03-03	DAI	Daimler	D	-2.88	0.20	CCE	Coca-Cola Enterprises	A	2.20	0.20

Date	Ticker	Name	R	SM	W (%)	Ticker	Name	R	SM	W (%)
2008-03-03	RS	Reliance Steel And Aluminum	C	-1.83	0.10	PX	Praxair	A	2.26	0.10
2008-03-03		Satyam Computer Services	D	-2.85	0.00	EP	El Paso Corporation	A	2.20	0.00
2008-03-03	MTSN	Mattson Technology	D	-2.92	0.00					
2008-03-03	EXMCQ	Excel Maritime	C	-1.90	0.10	CHRW	C.h.robinson Worldwide	A	2.18	0.10
2008-03-03	ZURN	Zurich Insurance	D	-2.86	0.10	NUE	Nucor	A	2.20	0.10
2008-03-03	DV	Devry Education	C	-1.88	0.20	VIAB	Viacom	A	2.17	0.20
2008-03-03	GNKOQ	Genco Shipping & Trading	C	-1.84	0.30		Minnesota Mng.& Mfg	A	2.18	0.30
2008-03-03	TWX	Time Warner	D	-2.89	0.10	SWY	Safeway Inc	A	2.15	0.10
2008-03-03	CEMJQ	Chemtura	D	-2.89	0.30	BTU	Peabody Energy Corp	A	2.25	0.30
2008-03-03	ACT	Actavis	D	-2.86	0.20	SYK	Stryker	A	2.27	0.20
2008-03-03	ABI	Applied Biosystems	C	-1.85	0.10	WAT	Waters	A	2.25	0.10
2008-03-03	AET	Aetna	C	-1.86	0.60	VAR	Varian Medical Systems	A	2.21	0.60
2008-03-03	AXS	Axis Capital	C	-1.85	0.40	PPL	Ppl	A	2.26	0.40
2008-03-03	WB	Wachovia	D	-2.91	0.30					
2008-03-03	HIG	The Hartford Financial Services	D	-2.88	0.20	APD	Air Products & Chemicals	A	2.25	0.20
2008-03-03	PAS	PepsiAmericas Inc	C	-1.88	0.10	UST	UST Inc	A	2.19	0.10
2008-03-03	PRU	Prudential Financial	D	-2.88	0.10	EXC	Exelon	A	2.25	0.10
2008-03-03	HPQ	Hp	C	-1.85	2.80	INTC	Intel	A	2.18	2.80
2008-03-03	CKXE	CKX	D	-2.89	0.10	NYT	New York Times	B	1.21	0.10
2008-03-03	MRH	Montpelier Re Holdings	D	-2.85	0.20	XTO	XTO Energy Inc	A	2.25	0.20
2008-03-03	WRC	Warnaco Group	C	-1.86	0.30	MKC	Mccormick	A	2.17	0.30
2008-03-03	NM	Navios Maritime	C	-1.90	0.00	SEE	Sealed Air	B	1.20	0.00
2008-03-03	XNPT	XenoPort	C	-1.87	0.40	BCR	C R Bard	A	2.21	0.40
2008-03-03	EXPE	Expedia	C	-1.89	0.10	ABC	Amerisourcebergen	B	1.16	0.10
2008-04-01	GME	Gamestop Corp New	C	-1.85	0.50	APOL	Apollo Educat Grp	A	2.22	0.50
2008-04-01	MET	Metlife	D	-2.85	0.30	AFL	Aflac	A	2.26	0.30
2008-04-01	AIG	American International	D	-2.89	1.00	HCBK	Hudson City Bancorp	A	2.22	1.00
2008-04-01	VLO	Valero Energy	D	-2.89	0.80	RRC	Range Resources	A	2.43	0.80
2008-04-01	SU	Suncor Energy	C	-1.85	0.50	EL	Estee Lauder Companies	A	2.19	0.50
2008-04-01	AVT	Avnet	D	-2.87	0.20	TT	Trane	A	2.29	0.20
2008-04-01	BAC	Bank Of America	D	-2.87	1.60	FII	Federated Investors	A	2.22	1.60
2008-04-01	BBY	Best Buy	D	-2.86	1.10	WMT	Wal-mart Stores	A	2.21	1.10
2008-04-01	BHP	Bhp Billiton Adr	C	-1.87	0.70	CNX	Consol Energy	A	2.40	0.70
2008-04-01	BK	Bank Of New York Mellon	C	-1.85	0.10	PSA	Public Storage	A	2.22	0.10
2008-04-01	GEN	GenOn Energy	D	-2.86	0.40	AYE	Allegheny Energy	A	2.32	0.40
2008-04-01	CB	Chubb Corp	D	-2.84	0.70	KIM	Kimco Realty	B	1.23	0.70
2008-04-01	AHL	Aspen Insurance	C	-1.85	0.30	EQR	Equity Residential	B	1.23	0.30
2008-04-01	CMI	Cummins	C	-1.88	0.50	LLL	L-3 Communications	A	2.28	0.50
2008-04-01	OMG	OM Group	C	-1.85	0.50	SIAL	Sigma Aldrich	A	2.37	0.50
2008-04-01	YUM	Yum Brands	C	-1.84	0.40	GPS	Gap International	A	2.19	0.40
2008-04-01	DIS	Walt Disney	D	-2.85	0.10	IGT	Game Technology PLC	A	2.18	0.10
2008-04-01	VALE3	Vale	C	-1.84	0.10	TMO	Thermo Fisher Scientific	A	2.19	0.10
2008-04-01	ETN	Eaton	D	-2.86	0.20	R	Ryder System	A	2.27	0.20
2008-04-01	TRV	Travelers Companies	D	-2.85	0.80	COF	Capital One Financial	B	1.22	0.80
2008-04-01	FCX	Freeport-mcmoran	C	-1.86	0.60	AA	Alcoa	A	2.22	0.60
2008-04-01	NOV	National Oilwell Varco	C	-1.87	1.70	EOG	Eog Resources	A	2.31	1.70
2008-04-01	TRA	Terra Industries	C	-1.89	0.40	EMN	Eastman Chemical	A	2.18	0.40
2008-04-01	UBI	Ubisoft Entertainment	C	-1.86	0.40	AGN	Allergan	A	2.19	0.40
2008-04-01	HPC	Hercules	D	-2.86	0.10	SPG	Simon Property Apartment	B	1.21	0.10
2008-04-01	MS	Morgan Stanley	D	-2.88	0.60	AIV	Investment & Management	B	1.21	0.60

Date	Ticker	Name	R	SM	W (%)	Ticker	Name	R	SM	W (%)
2008-04-01	IR	Ingersoll-rand	D	-2.86	0.20	DHR	Danaher	A	2.27	0.20
2008-04-01	JCI	Johnson Controls	D	-2.87	0.20	PEP	Pepsico	A	2.32	0.20
2008-04-01	NCR	Ncr	D	-2.86	0.30	WFR	SunEdison	A	2.46	0.30
2008-04-01	KR	Kroger	D	-2.85	0.30	BIG	Big Lots	B	1.30	0.30
2008-04-01	NOK	Nokia Adr	C	-1.86	2.20	EMC	EMC Corp	A	2.26	2.20
2008-04-01	LUK	Leucadia National	C	-1.84	0.60	CL	Colgate-palmolive	A	2.27	0.60
2008-04-01	MAN	Manpower Rg	D	-2.90	0.10	CSX	Csx	A	2.24	0.10
2008-04-01	MCD	Mcdonald's	C	-1.85	2.60	HOT	Strw Htl Res Wrlwd	B	1.24	2.60
2008-04-01	MDR	Mcdermott International	C	-1.85	0.30	WFT	Weatherford International	A	2.30	0.30
2008-04-01	MO	Altria	C	-1.85	0.50	KO	Coca-cola	A	2.26	0.50
2008-04-01	NAVJ	Navigators	C	-1.86	0.10	SCN	Prologis	B	1.20	0.10
2008-04-01	NOC	Northrop Grumman	C	-1.85	0.60	QLGC	QLogic Corp	A	2.22	0.60
2008-04-01	COP	Conocophillips	C	-1.86	2.00	MUR	Murphy Oil	A	2.30	2.00
2008-04-01	PEG	Public Service Enterprise	C	-1.87	0.50	STR	Questar Corp	A	2.28	0.50
2008-04-01	CB	Chubb	D	-2.84	0.50	PNC	Pnc Financial Services	B	1.20	0.50
2008-04-01	PH	Parker-hannifin	C	-1.86	0.40	TXT	Textron	A	2.22	0.40
2008-04-01	PBR	Petroleo Brasileiro Sa - Petrobras Adr	C	-1.86	2.00	ESV	Ensco	A	2.26	2.00
2008-04-01	TAP	Molson Coors Brewing	C	-1.84	0.10	SNA	Snap-on	A	2.23	0.10
2008-04-01	OMC	Omnicom	D	-2.86	0.00	NYT	New York Times	B	1.22	0.00
2008-04-01	JAH	Jarden	D	-2.92	0.30	BXP	Boston Properties	B	1.20	0.30
2008-04-01	ALL	Allstate	D	-2.87	0.30	HCP	Hcp	B	1.19	0.40
2008-04-01	UNM	Unum	D	-2.86	0.40	BNI	Burlington Northern	A	2.21	0.60
2008-04-01	UNP	Union Pacific	C	-1.84	0.60	BNI	Burlington Northern	A	2.21	0.60
2008-04-01	UTX	United Technologies	C	-1.86	1.10	CHRW	C.h.robinson Worldwide	A	2.20	1.10
2008-04-01	WM	Waste Management Platinum	D	-2.86	0.00	TEX	Terex	B	1.22	0.00
2008-04-01	PTP	Underwriters Holdings	C	-1.85	0.40	TMK	Torchmark	B	1.18	0.40
2008-04-01	FM	First Quantum Minerals	D	-2.88	0.50	ABT	Abbott Laboratories	A	2.18	0.50
2008-04-01	BNS	Bank Of Nova Scotia	D	-2.85	0.30	QCOM	Qualcomm	A	2.18	0.30
2008-04-01	JNPR	Juniper Networks	C	-1.89	0.50	YHOO	Yahoo	A	2.25	0.50
2008-04-01	BBT	Bb&t	D	-2.87	0.20	MMC	Marsh & Mclennan Cos	B	1.18	0.20
2008-04-01	IMN	Inmet Mining	C	-1.88	1.10	BF.B	Brown-forman	A	2.17	1.10
2008-04-01	AIZ	Assurant	C	-1.85	0.20	PPL	Ppl	A	2.27	0.20
2008-04-01	MDI	Major Drilling Group	C	-1.86	0.50	LH	Laboratory Corp Of America	A	2.17	0.50
2008-04-01	BIIB	Biogen	C	-1.87	0.50	GILD	Gilead Sciences	A	2.57	0.50
2008-04-01	LMT	Lockheed Martin	C	-1.85	0.80	TYC	Tyco International	B	1.22	0.80
2008-04-01	RE	Everest Re	D	-2.86	0.30	BCR	C R Bard	A	2.21	0.30
2008-04-01	GS	Goldman Sachs	D	-2.88	2.10	HAL	Halliburton	A	2.21	2.10
2008-04-01	MRO	Marathon Oil	D	-2.88	0.20	XTO	XTO Energy Inc	A	2.25	0.20
2008-04-01	MTG	Mgic Investment	D	-2.97	0.10	THC	Tenet Healthcare	B	1.31	0.30
2008-04-01	DAI	Daimler	D	-2.88	0.30	T	At&t	B	1.19	0.10
2008-04-01	MBT	Mobile Telesystems Adr	C	-1.87	0.10	T	At&t	B	1.19	0.10
2008-04-01		Satyam Computer Services	D	-2.86	0.00	PHM	Pultegroup	B	1.30	0.00
2008-04-01	MTW	Manitowoc	C	-1.86	0.10	SEE	Sealed Air	B	1.22	0.10
2008-04-01	DB1	Deutsche Boerse	C	-1.87	0.30	LEN	Lennar	B	1.27	0.30
2008-04-01	MTSN	Mattson Technology	D	-2.91	0.00					
2008-04-01	BG	Bunge	C	-1.89	0.60	ADM	Archer Daniels Midland	A	2.22	0.60
2008-04-01	EXMCQ	Excel Maritime	C	-1.91	0.10	GE	General Electric	B	1.20	0.10
2008-04-01	BYI	Bally Technologies	C	-1.88	0.20	HRB	H.& R.block	B	1.21	0.20
2008-04-01	ZURN	Zurich Insurance	D	-2.86	0.20	KBH	Kb Home	B	1.27	0.20
2008-04-01	DV	Devry Education	C	-1.88	0.20	LOW	Lowe's Companies	B	1.20	0.20
2008-04-01	ENH	Endurance Specialty	C	-1.85	0.50	GENZ	Genzyme General	A	2.20	0.50
2008-04-01	CEMJQ	Chemtura	D	-2.90	0.20					

Date	Ticker	Name	R	SM	W (%)	Ticker	Name	R	SM	W (%)
2008-04-01	ABI	Applied Biosystems	C	-1.85	0.10	ESRX	Express Scripts Holding	A	2.38	0.10
2008-04-01	AET	Aetna	C	-1.88	0.50	BAX	Baxter International	A	2.28	0.50
2008-04-01	AXS	Axis Capital	C	-1.86	0.40	VAR	Varian Medical Systems	A	2.20	0.40
2008-04-01	WB	Wachovia	D	-2.92	0.30					
2008-04-01	HIG	The Hartford Financial Services	D	-2.86	0.20	FE	Firstenergy	A	2.20	0.20
2008-04-01	CEG	Constellation Energy	C	-1.86	0.50	EXC	Exelon	A	2.27	0.50
2008-04-01	IMG	Iamgold	D	-2.88	0.00	TER	Teradyne	B	1.24	0.00
2008-04-01	PAS	PepsiAmericas Inc	C	-1.88	0.10	UST	UST Inc	A	2.19	0.10
2008-04-01	GEOY	GeoEye	C	-1.88	0.20	EXPD	Expeditors International Of Washington	B	1.20	0.20
2008-04-01	HON	Honeywell International	C	-1.84	0.80	PTV	Pactiv Corp	B	1.20	0.80
2008-04-01	PRU	Prudential Financial	D	-2.86	0.20	STJ	St Jude Medical Inc	A	2.20	0.20
2008-04-01	CE	Celanese	C	-1.85	0.40	DD	E.i. Du Pont De Nemours	B	1.19	0.40
2008-04-01	CVX	Chevron	C	-1.85	0.30	DVN	Devon Energy	A	2.22	0.30
2008-04-01	GFI	Gold Fields Adr	D	-2.86	0.20	FRX	Forest Laboratories	A	2.19	0.20
2008-04-01	HPQ	Hp	C	-1.85	2.80	ACS	Affiliated Computer	A	2.21	2.80
2008-04-01	CKXE	CKX	D	-2.87	0.00	HD	The Home Depot	B	1.20	0.00
2008-04-01	MHS	Medco Health Solutions	C	-1.86	1.30	SYK	Stryker	A	2.27	1.30
2008-04-01	MRH	Montpelier Re Holdings	D	-2.84	0.20	ETR	Entergy	A	2.19	0.20
2008-04-01	PPC	Public Power	C	-1.88	0.10	CTX	Centex Corp	B	1.24	0.10
2008-04-01	NM	Navios Maritime	C	-1.92	0.00	RHI	Robert Half International	B	1.20	0.00
2008-04-01	XNPT	XenoPort	C	-1.89	0.30	WAT	Waters	A	2.24	0.30
2008-04-01	EXPE	Expedia	D	-2.89	0.10	JWN	Nordstrom	B	1.20	0.10
2008-05-01	GME	Gamestop Corp New	C	-1.85	0.50	APOL	Apollo Educat Grp	A	2.27	0.50
2008-05-01	AIG	American International	D	-2.89	0.90	AFL	Aflac	A	2.26	0.90
2008-05-01	VLO	Valero Energy	D	-2.89	0.80	RRC	Range Resources	A	2.44	0.80
2008-05-01	BAC	Bank Of America	D	-2.87	1.10	HCBK	Hudson City Bancorp	A	2.23	1.10
2008-05-01	BBY	Best Buy	D	-2.86	0.90	COST	Costco Wholesale	A	2.20	0.90
2008-05-01	BDX	Becton Dickinson	C	-1.84	0.30	GILD	Gilead Sciences	A	2.57	0.30
2008-05-01	AHL	Aspen Insurance	D	-2.86	0.30	TROW	T Rowe Price	A	2.23	0.30
2008-05-01	COF	Capital One Financial	D	-2.83	0.20	EQR	Equity Residential	A	2.22	0.20
2008-05-01	OMG	OM Group	C	-1.86	0.50	CNX	Consol Energy	A	2.46	0.50
2008-05-01	NOV	National Oilwell Varco	C	-1.86	2.50	WFT	Weatherford International	A	2.33	2.50
2008-05-01	TRA	Terra Industries	C	-1.88	0.40	SIAL	Sigma Aldrich	A	2.34	0.40
2008-05-01	STT	State Street	C	-1.85	0.50	PSA	Public Storage	A	2.21	0.50
2008-05-01	UBI	Ubisoft Entertainment	C	-1.85	0.40	BAX	Baxter International	A	2.29	0.40
2008-05-01	HUM	Humana	D	-2.91	0.10					
2008-05-01	JCI	Johnson Controls	D	-2.86	0.20	PEP	Pepsico	A	2.31	0.20
2008-05-01	NOK	Nokia Adr	C	-1.88	1.60	WFR	SunEdison	A	2.40	1.60
2008-05-01	MDR	Mcdermott International	C	-1.86	0.30	MUR	Murphy Oil	A	2.30	0.30
2008-05-01	MO	Altria	C	-1.86	0.10	HAS	Hasbro	A	2.28	0.10
2008-05-01	NAVG	Navigators	C	-1.87	0.10	USB	Us Bancorp	A	2.21	0.10
2008-05-01	NOC	Northrop Grumman	C	-1.85	0.70	R	Ryder System	A	2.31	0.70
2008-05-01	NVLS	Novellus Systems	D	-2.86	0.20	MCHP	Microchip Technology	A	2.24	0.20
2008-05-01	COP	Conocophillips	C	-1.84	2.20	ESV	Ensco	A	2.26	2.20
2008-05-01	PEG	Public Service Enterprise	D	-2.86	0.50	STR	Questar Corp	A	2.30	0.50
2008-05-01	SVM	Silvercorp Metals	C	-1.89	0.20	PPL	Ppl	A	2.27	0.20
2008-05-01	SUN	Sunoco	D	-2.91	0.40					
2008-05-01	JAH	Jarden	D	-2.92	0.30					
2008-05-01	ALL	Allstate	D	-2.87	0.30	NTRS	Northern Trust	A	2.20	0.30
2008-05-01	UTX	United Technologies	C	-1.85	1.10	TT	Trane	A	2.29	1.10

Date	Ticker	Name	R	SM	W (%)	Ticker	Name	R	SM	W (%)
2008-05-01	WFC	Wells Fargo	D	-2.84	0.60	HCP	Hcp	A	2.20	0.60
2008-05-01	BNS	Bank Of Nova Scotia	D	-2.85	0.30	QLGC	QLogic Corp	A	2.24	0.30
2008-05-01	JNPR	Juniper Networks	C	-1.87	0.50	YHOO	Yahoo	A	2.23	0.50
2008-05-01	AIZ	Assurant	C	-1.84	0.20	MMC	Marsh & McLennan Cos	A	2.20	0.20
2008-05-01	MDI	Major Drilling Group International	C	-1.87	0.50	FLR	Fluor	A	2.23	0.50
2008-05-01	LMT	Lockheed Martin	C	-1.84	0.70	LLL	L-3 Communications	A	2.28	0.70
2008-05-01	NTG.1	Natco Grp	C	-1.88	0.00	XTO	XTO Energy Inc	A	2.24	0.00
2008-05-01	RE	Everest Re	D	-2.86	0.30	SAF	Safeco Corp	B	1.26	0.30
2008-05-01	ABX	Barrick Gold	C	-1.88	0.10	TXT	Textron	A	2.23	0.10
2008-05-01	MTSN	Mattson Technology	D	-2.92	0.10					
2008-05-01	BG	Bunge	C	-1.86	0.50	SNA	Snap-on	A	2.25	0.50
2008-05-01	BYI	Bally Technologies	C	-1.89	0.20	CVS	Cvs Health	A	2.19	0.20
2008-05-01	ENH	Endurance Specialty	D	-2.86	0.50	MTB	M&t Bank	B	1.23	0.50
2008-05-01	CEMJQ	Chemtura	D	-2.90	0.20					
2008-05-01	AXS	Axis Capital	D	-2.86	0.40	KIM	Kimco Realty	B	1.22	0.40
2008-05-01	WA-MUQ	Washington Mutual	D	-2.95	1.10					
2008-05-01	HIG	The Hartford Financial Services Constellation	D	-2.87	0.20	SPG	Simon Property	B	1.22	0.20
2008-05-01	CEG	Energy	C	-1.87	0.50	EXC	Exelon	A	2.28	0.50
2008-05-01	IMG	Iamgold	D	-2.90	0.00					
2008-05-01	PAS	PepsiAmericas Inc	C	-1.88	0.10	WWY	Wrigley	A	2.23	0.10
2008-05-01	GEOY	GeoEye	C	-1.89	0.20	CSX	Csx	A	2.27	0.20
2008-05-01	HON	Honeywell International	C	-1.84	0.90	DHR	Danaher	A	2.27	0.90
2008-05-01	PRU	Prudential Financial	D	-2.87	0.00	BXP	Boston Properties	B	1.21	0.00
2008-05-01	GFI	Gold Fields Adr	D	-2.87	0.20	BTU	Peabody Energy Corp	A	2.21	0.20
2008-05-01	HPQ	Hp	C	-1.85	2.80	ACS	Affiliated Computer	A	2.22	2.80
2008-05-01	MHS	Medco Health Solutions	C	-1.85	0.70	ESRX	Express Scripts Holding	A	2.40	0.70
2008-05-01	MRH	Montpelier Re Holdings	D	-2.84	0.20	JNS	Janus Capital	B	1.21	0.20
2008-05-01	PPC	Public Power	C	-1.88	0.10	DVN	Devon Energy	A	2.23	0.10
2008-05-01	NM	Navios Maritime	C	-1.90	0.00	CMI	Cummins	A	2.26	0.00
2008-05-01	XNPT	XenoPort	C	-1.89	0.30	THC	Tenet Healthcare International	A	2.35	0.30
2008-05-01	EXPE	Expedia	D	-2.88	0.10	IGT	Game Technology PLC	A	2.16	0.10
2008-06-02	GME	Gamestop Corp New	C	-1.87	0.40	BIG	Big Lots	A	2.41	0.40
2008-06-02	AIG	American International	D	-2.91	1.20					
2008-06-02	VLO	Valero Energy	D	-2.89	0.80	WFT	Weatherford International	A	2.37	0.80
2008-06-02	BAC	Bank Of America	D	-2.89	0.90	SAF	Safeco Corp	A	2.26	0.90
2008-06-02	BDX	Becton Dickinson	C	-1.85	0.30	GILD	Gilead Sciences	A	2.58	0.30
2008-06-02	AHL	Aspen Insurance	D	-2.86	0.30	AFL	Aflac	A	2.25	0.30
2008-06-02	COF	Capital One Financial	D	-2.86	0.10	PGR	Progressive	A	2.22	0.10
2008-06-02	OMG	OM Group	D	-2.89	0.10	CNX	Consol Energy	A	2.59	0.10
2008-06-02	TRA	Terra Industries	C	-1.86	0.60	SIAL	Sigma Aldrich	A	2.35	0.60
2008-06-02	STT	State Street	C	-1.86	0.40	HCBK	Hudson City Bancorp	A	2.21	0.40
2008-06-02	NOK	Nokia Adr	C	-1.89	0.60	WFR	SunEdison	A	2.41	0.60
2008-06-02	MO	Altria	C	-1.85	0.10	PEP	Pepsico	A	2.30	0.10
2008-06-02	MSFT	Microsoft	D	-2.85	0.20	LSI	LSI	A	2.30	0.20
2008-06-02	NAVG	Navigators	C	-1.87	0.10	EQR	Equity Residential	A	2.21	0.10
2008-06-02	NOC	Northrop Grumman	D	-2.85	0.70	R	Ryder System	A	2.31	0.70
2008-06-02	PEG	Public Service Enterprise	D	-2.86	0.50	STR	Questar Corp	A	2.32	0.50
2008-06-02	RTN	Raytheon	C	-1.84	0.60	FLR	Fluor	A	2.29	0.60
2008-06-02	SVM	Silvercorp Metals	C	-1.88	0.20	MUR	Murphy Oil	A	2.34	0.20

Date	Ticker	Name	R	SM	W (%)	Ticker	Name	R	SM	W (%)
2008-06-02	SUN	Sunoco	D	-2.91	0.40					
2008-06-02	JAH	Jarden	D	-2.87	0.20	HAS	Hasbro	A	2.28	0.20
2008-06-02	VFC	Vf	D	-2.84	0.10	SNA	Snap-on	A	2.26	0.10
2008-06-02	WFC	Wells Fargo	D	-2.86	0.20	TROW	T Rowe Price	A	2.21	0.20
2008-06-02	FM	First Quantum Minerals	D	-2.86	0.40	ESV	Ensco	A	2.30	0.40
2008-06-02	JNPR	Juniper Networks	C	-1.88	0.50	EDS	Electronic Data Systems-EDS	A	2.26	0.50
2008-06-02	TEVA	Teva Pharmaceutical Industries Adr	C	-1.85	0.30	ESRX	Express Scripts Holding	A	2.41	0.30
2008-06-02	MDI	Major Drilling International Group	C	-1.86	0.50	PPL	Ppl	A	2.28	0.50
2008-06-02	RE	Everest Re	D	-2.87	0.30	SPG	Simon Property	A	2.21	0.30
2008-06-02	GS	Goldman Sachs	D	-2.86	0.50	KIM	Kimco Realty	A	2.21	0.50
2008-06-02	ABX	Barrick Gold	C	-1.87	0.20	CSX	Csx	A	2.28	0.20
2008-06-02	ICON	Iconix Brand	D	-2.90	0.10	WWY	Wrigley	A	2.23	0.10
2008-06-02	BG	Bunge	C	-1.85	0.50	TSN	Tyson Foods	A	2.23	0.50
2008-06-02	BYI	Bally Technologies	C	-1.86	0.20	HRB	H.& R.block	A	2.23	0.20
2008-06-02	DHI	D.r. Horton	C	-1.88	0.40	TAP	Molson Coors Brewing	A	2.22	0.40
2008-06-02	ENH	Endurance Specialty	D	-2.87	0.40	SCN	Prologis	A	2.20	0.40
2008-06-02	TWX	Time Warner	D	-2.89	0.10	CM-CSA	Comcast	A	2.23	0.10
2008-06-02	CEMJQ	Chemtura	D	-2.88	0.30	BTU	Peabody Energy Corp	A	2.27	0.30
2008-06-02	AXS	Axis Capital	D	-2.86	0.40	PSA	Public Storage	A	2.20	0.40
2008-06-02	GFI	Gold Fields Adr	D	-2.87	0.20	AA	Alcoa	A	2.24	0.20
2008-06-02	HPQ	Hp	C	-1.84	2.60	TER	Teradyne	A	2.25	2.60
2008-06-02	MHS	Medco Health Solutions	C	-1.85	0.60	THC	Tenet Healthcare	A	2.32	0.60
2008-06-02	MRH	Montpelier Re Holdings	D	-2.83	0.20	AOC	Aon plc	A	2.20	0.20
2008-06-02	PPC	Public Power	C	-1.89	0.10	EXC	Exelon	A	2.28	0.10
2008-06-02	NM	Navios Maritime	C	-1.90	0.00	TT	Trane	A	2.29	0.00
2008-06-02	XNPT	XenoPort	D	-2.89	0.30	BAX	Baxter International	A	2.28	0.30
2008-07-01	MET	Metlife	D	-2.86	0.40	SAF	Safeco Corp	A	2.26	0.40
2008-07-01	AIG	American International	D	-2.94	0.50					
2008-07-01	VLO	Valero Energy	D	-2.91	0.50					
2008-07-01	BAC	Bank Of America	D	-2.92	1.20					
2008-07-01	BDX	Becton Dickinson	C	-1.85	0.30	GILD	Gilead Sciences	A	2.56	0.30
2008-07-01	AHL	Aspen Insurance	D	-2.87	0.30	AFL	Aflac	A	2.24	0.30
2008-07-01	K	Kinross Gold	C	-1.85	1.00	CNX	Consol Energy	A	2.64	1.00
2008-07-01	STT	State Street	C	-1.88	0.20	WU	The Western Union	A	2.21	0.20
2008-07-01	IR	Ingersoll-rand	D	-2.87	0.10	FLR	Fluor	A	2.30	0.10
2008-07-01	LLL	L3 Technologies	C	-1.87	1.30	DHR	Danaher	A	2.26	1.30
2008-07-01	LZ	Lubrizol Corp	D	-2.88	0.00	MEE	Massey Energy Corp	A	2.80	0.00
2008-07-01	MO	Altria	C	-1.86	0.10	PEP	Pepsico	A	2.29	0.10
2008-07-01	MSFT	Microsoft	D	-2.86	1.30	WFR	SunEdison	A	2.37	1.30
2008-07-01	NAVJ	Navigators	D	-2.87	0.10	PGR	Progressive	A	2.21	0.10
2008-07-01	NOC	Northrop Grumman	D	-2.87	0.70	CSX	Csx	A	2.25	0.70
2008-07-01	RTN	Raytheon	C	-1.86	0.50	DOV	Dover	A	2.23	0.50
2008-07-01	SVM	Silvercorp Metals	C	-1.90	0.10	MUR	Murphy Oil	A	2.37	0.10
2008-07-01	SEH	Spartech Corp	D	-2.95	0.00					
2008-07-01	SUN	Sunoco	D	-2.92	0.30					
2008-07-01	JAH	Jarden	D	-2.87	0.30	HAS	Hasbro	A	2.27	0.30
2008-07-01	VFC	Vf	D	-2.84	0.10	WWY	Wrigley	A	2.24	0.10
2008-07-01	BTI	British American Tobacco Adr	C	-1.86	0.30	BUD	Anheuser-Busch	A	2.23	0.30
2008-07-01	WFC	Wells Fargo	D	-2.88	0.20	TROW	T Rowe Price	A	2.20	0.20
2008-07-01	FM	First Quantum Minerals	D	-2.88	0.30	COG	Cabot Oil & Gas	A	2.36	0.30
2008-07-01	JNPR	Juniper Networks	D	-2.90	0.50					
2008-07-01	IMN	Inmet Mining	D	-2.89	0.30	STR	Questar Corp	A	2.36	0.30
2008-07-01	TEVA	Teva Pharmaceutical Industries Adr	C	-1.84	0.40	ESRX	Express Scripts Holding	A	2.35	0.40
2008-07-01	BSX	Boston Scientific	C	-1.85	0.10	THC	Tenet Healthcare	A	2.30	0.10

Date	Ticker	Name	R	SM	W (%)	Ticker	Name	R	SM	W (%)
2008-07-01	BIIB	Biogen	C	-1.85	0.50	CELG	Celgene	A	2.21	0.50
2008-07-01	RE	Everest Re	D	-2.88	0.30	AOC	Aon plc	A	2.20	0.30
2008-07-01	YRI	Yamana Gold	C	-1.85	0.50	ESV	Ensco	A	2.34	0.50
2008-07-01	FD	Macy's	D	-2.93	0.10					
2008-07-01	TR-MAQ	Trico Marine Services Inc	C	-1.86	0.40	SWN	Southwestern Energy	A	2.56	0.40
2008-07-01	ABX	Barrick Gold	C	-1.86	0.20	BTU	Peabody Energy Corp	A	2.30	0.20
2008-07-01	ICON	Iconix Brand	D	-2.91	0.30					
2008-07-01	JOE	The St. Joe	C	-1.88	0.50	EQR	Equity Residential	A	2.19	0.50
2008-07-01	ZURN	Zurich Insurance	D	-2.87	0.10	PPL	Ppl	A	2.30	0.10
2008-07-01	BMJ	Bristol-myers Squibb	D	-2.89	0.50	VAR	Varian Medical Systems	A	2.19	0.50
2008-07-01	DHI	D.r. Horton	C	-1.89	0.40	SNA	Snap-on	A	2.22	0.40
2008-07-01	ENH	Endurance Specialty	D	-2.88	0.40	SPG	Simon Property	A	2.19	0.40
2008-07-01	MCK	Mckesson	D	-2.87	0.20	HRB	H.& R.block	A	2.21	0.20
2008-07-01	TWX	Time Warner	D	-2.89	0.00	WEN.2	Wendy's Intl	A	2.20	0.00
2008-07-01	AXS	Axis Capital	D	-2.88	0.40	SCHW	Charles Schwab	A	2.19	0.40
2008-07-01	HPQ	Hp	D	-2.85	2.70	BRCM	Broadcom Corp	A	2.28	2.70
2008-07-01	UPS	United Parcel Service	D	-2.87	0.30	AW	Allied Waste	A	2.22	0.30
2008-07-01	MHS	Medco Health Solutions	C	-1.86	0.60	STJ	St Jude Medical Inc	A	2.18	0.60
2008-07-01	PPC	Public Power	C	-1.91	0.10	EXC	Exelon	A	2.29	0.10
2008-07-01	NM	Navios Maritime	C	-1.92	0.30	BNI	Burlington Northern	A	2.21	0.30
2008-07-01	XNPT	XenoPort	D	-2.90	0.30					
2008-07-01	JASO	Ja Solar Adr	C	-1.90	0.20	WFT	Weatherford International	A	2.40	0.20
2008-08-01	AAPL	Apple	C	-1.86	0.40	LSI	LSI	A	2.30	0.40
2008-08-01	MET	Metlife	D	-2.86	0.40	MA	Mastercard	A	2.90	0.40
2008-08-01	AIG	American International	D	-2.94	0.80					
2008-08-01	PCA.Z	Petro-Canada	C	-1.86	0.30	XLNX	Xilinx	A	2.22	0.30
2008-08-01	VLO	Valero Energy	D	-2.93	0.20					
2008-08-01	DF	Dean Foods	D	-2.88	0.10	HAS	Hasbro	A	2.30	0.10
2008-08-01	RAH	Ralcorp Holdings	D	-2.86	0.30	BUD	Anheuser-Busch	A	2.25	0.30
2008-08-01	APA	Apache	C	-1.87	0.70	WFT	Weatherford International	A	2.32	0.70
2008-08-01	BAC	Bank Of America	D	-2.89	1.10	SAF	Safeco Corp	A	2.26	1.10
2008-08-01	BHP	Bhp Billiton Adr	C	-1.88	0.70	MEE	Massey Energy Corp	A	2.66	0.70
2008-08-01	NO-LAB	Nolato	C	-1.86	0.10	ALTR	Altera Corp.	A	2.21	0.10
2008-08-01	BK	Bank Of New York Mellon	D	-2.88	0.10	EQR	Equity Residential	A	2.22	0.10
2008-08-01	AHL	Aspen Insurance	D	-2.86	0.30	TROW	T Rowe Price	A	2.22	0.30
2008-08-01	COF	Capital One Financial	D	-2.86	1.20	PGR	Progressive	A	2.22	1.20
2008-08-01	HEW	Hewitt Associates	C	-1.86	0.40	CPWR	Compuware Corp	A	2.29	0.40
2008-08-01	DIS	Walt Disney	C	-1.85	0.60	FDO	Family Dollar Stores	A	2.25	0.60
2008-08-01	SAP	Saputo	C	-1.84	0.10	NSM	Nat Semiconductor	A	2.21	0.10
2008-08-01	EQT	Eqst	C	-1.88	0.30	ESV	Ensco	A	2.29	0.30
2008-08-01	TRV	Travelers Companies	D	-2.86	0.80	SCHW	Charles Schwab	A	2.21	0.80
2008-08-01	FCX	Freeport-mcmoran	C	-1.88	0.30	ROH	Rohm & Haas	A	2.28	0.30
2008-08-01	FITB	Fifth Third Bancorp	D	-2.95	0.20					
2008-08-01	K	Kinross Gold	C	-1.88	0.40	STJ	St Jude Medical Inc	A	2.21	0.40
2008-08-01	CSL	Csl	C	-1.86	0.40	WAT	Waters	A	2.21	0.40
2008-08-01	STT	State Street	C	-1.86	0.20	NTRS	Northern Trust	A	2.20	0.20
2008-08-01	HCBK	Hudson City Bancorp	C	-1.84	1.00	VNO	Vornado Realty Trust	A	2.20	1.00
2008-08-01	PCLN	The Priceline	C	-1.86	0.70	LUV	Southwest Airlines	A	2.23	0.70
2008-08-01	MS	Morgan Stanley	D	-2.90	0.60	PCL	Plum Creek Timber Co	A	2.20	0.60
2008-08-01	LLL	L3 Technologies	D	-2.86	1.10	JBL	Jabil Circuit	A	2.31	1.10
2008-08-01	NOK	Nokia Adr	D	-2.89	0.40	WFR	SunEdison	A	2.28	0.40
2008-08-01	LUK	Leucadia National	C	-1.87	0.50	WWY	Wrigley	A	2.24	0.50
2008-08-01	LZ	Lubrizol Corp	D	-2.87	0.00	BTU	Peabody Energy Corp	A	2.23	0.00

Date	Ticker	Name	R	SM	W (%)	Ticker	Name	R	SM	W (%)
2008-08-01	MAN	Manpower Rg	C	-1.88	0.10	CSX	Csx	A	2.27	0.10
2008-08-01	MO	Altria	C	-1.86	0.10	SNA	Snap-on	A	2.23	0.10
2008-08-01	MSFT	Microsoft	D	-2.87	1.30	EDS	Electronic Data Systems-EDS	A	2.26	1.30
2008-08-01	NOC	Northrop Grumman	D	-2.87	0.70	DHR	Danaher	A	2.27	0.70
2008-08-01	NUE	Nucor	C	-1.89	0.20	PX	Praxair	A	2.20	0.20
2008-08-01	EPD	Enterprise Products Partners	D	-2.85	0.10	MUR	Murphy Oil	A	2.29	0.10
2008-08-01	PH	Parker-hannifin	C	-1.88	0.30	QLGC	QLogic Corp	A	2.26	0.30
2008-08-01	PVH	Pvh	D	-2.86	0.50	AVP	Avon Products	A	2.20	0.50
2008-08-01	PBR	Petroleo Brasileiro Sa - Petrobras Adr	C	-1.88	0.30	COG	Cabot Oil & Gas	A	2.24	0.30
2008-08-01	RTN	Raytheon	D	-2.86	0.50	FLR	Fluor	A	2.25	0.50
2008-08-01	SVM	Silvercorp Metals	D	-2.92	0.10					
2008-08-01	SUN	Sunoco	D	-2.92	0.20					
2008-08-01	SVU	Supervalu	D	-2.88	0.10	CM-CSA	Comcast	A	2.20	0.10
2008-08-01	SWN	Southwestern Energy	C	-1.88	0.00	CAM	Cameron International Corp.	A	2.22	0.00
2008-08-01	CENX	Century Aluminum	C	-1.88	0.10	NEM	Newmont Mining	A	2.18	0.10
2008-08-01	ESND	Essendant	D	-2.90	0.30	DOV	Dover	A	2.23	0.30
2008-08-01	UTX	United Technologies	D	-2.86	0.20	BNI	Burlington Northern	A	2.22	0.20
2008-08-01	VFC	Vf	D	-2.85	0.50	CPB	Campbell Soup	A	2.19	0.50
2008-08-01	BTI	British American Tobacco Adr	C	-1.85	0.40	MKC	Mccormick	A	2.19	0.40
2008-08-01	FM	First Quantum Minerals	D	-2.88	0.30	LXK	Lexmark Intl	A	2.21	0.30
2008-08-01	ZION	Zions Bancorp	D	-2.94	0.10					
2008-08-01	BLX	Boralex	D	-2.87	0.10	ABI	Applied Biosystems	A	2.21	0.10
2008-08-01	TPR	Tapestry	D	-2.89	0.30	HNZ	Heinz	A	2.19	0.30
2008-08-01	BBT	Bb&t	D	-2.87	0.10	AOC	Aon plc	A	2.19	0.10
2008-08-01	IMN	Inmet Mining	D	-2.90	0.20	A	Agilent Technologies	A	2.21	0.20
2008-08-01	TEVA	Teva Pharmaceutical Industries Adr	C	-1.85	0.40	GILD	Gilead Sciences	A	2.58	0.40
2008-08-01	BSX	Boston Scientific	C	-1.86	0.10	ESRX	Express Scripts Holding	A	2.39	0.10
2008-08-01	LMT	Lockheed Martin	C	-1.84	0.30	AW	Allied Waste	A	2.22	0.30
2008-08-01	RE	Everest Re	D	-2.88	0.30	SOV	Sovereign Bncp	B	1.27	0.30
2008-08-01	YRI	Yamana Gold	C	-1.89	0.30	WM	Waste Management	A	2.20	0.30
2008-08-01	GS	Goldman Sachs	D	-2.84	2.00	PNC	Pnc Financial Services	B	1.24	2.00
2008-08-01	TLM	Talisman Energy	C	-1.88	0.00	CSC	Computer Sciences	A	2.20	0.00
2008-08-01	TR-MAQ	Trico Marine Services Inc	C	-1.90	0.30	BHI	Baker Hughes	A	2.21	0.30
2008-08-01	ICON	Iconix Brand	D	-2.91	0.30					
2008-08-01	HBI	Hanesbrands	C	-1.90	0.20	K	Kellogg	A	2.18	0.20
2008-08-01	JOE	The St. Joe	C	-1.87	0.60	AVB	Avalonbay Communities	B	1.20	0.60
2008-08-01	EIX	Edison International	D	-2.86	0.50	PPL	Ppl	A	2.25	0.50
2008-08-01	BG	Bunge	C	-1.87	0.20	UST	UST Inc	A	2.18	0.20
2008-08-01	JPM	Jpmorgan Chase	D	-2.86	0.50	BEN	Franklin Resources	B	1.19	0.50
2008-08-01	BMY	Bristol-myers Squibb	D	-2.89	0.40	THC	Tenet Healthcare	A	2.32	0.40
2008-08-01	DHI	D.r. Horton	D	-2.89	0.40	BF.B	Brown-forman	A	2.18	0.40
2008-08-01	TWX	Time Warner	D	-2.90	0.20	AMZN	Amazon.com	A	2.20	0.20
2008-08-01	USB	Us Bancorp	D	-2.85	0.50	SLM	Slm	B	1.19	0.50
2008-08-01	AXS	Axis Capital	D	-2.87	0.40	EXC	Exelon	A	2.24	0.40
2008-08-01	WB	Wachovia	D	-2.95	0.90					
2008-08-01	RRC	Range Resources	C	-1.89	0.00	SE	Spectra Energy	A	2.20	0.00
2008-08-01	C	Citigroup	D	-2.94	0.20					
2008-08-01	HON	Honeywell International	D	-2.86	0.40	ITT	ITT Inc.	A	2.22	0.40
2008-08-01	GNW	Genworth Financial	D	-2.93	0.00					
2008-08-01	FDP	Fresh Del Monte Produce	D	-2.91	0.50					

Date	Ticker	Name	R	SM	W (%)	Ticker	Name	R	SM	W (%)
2008-08-01	OTEX	Open Text	C	-1.86	0.30	MCHP	Microchip Technology	A	2.20	0.30
2008-08-01	ASML	Asml	D	-2.88	0.30	BRCM	Broadcom Corp	A	2.24	0.30
2008-08-01	HPQ	Hp	D	-2.85	2.60	QCOM	Qualcomm	A	2.23	2.60
2008-08-01	UPS	United Parcel Service	D	-2.86	0.30	GWW	Ww Grainger	A	2.21	0.30
2008-08-01	MHS	Medco Health Solutions	C	-1.83	0.60	CELG	Celgene	A	2.23	0.60
2008-08-01	MRH	Montpelier Re Holdings	D	-2.85	0.20	KG	King Pharmaceuticals	A	2.23	0.20
2008-08-01	PPC	Public Power	D	-2.91	0.10					
2008-08-01	RF	Regions Financial	D	-2.96	0.30					
2008-08-01	NM	Navios Maritime	D	-2.92	0.30					
2008-08-01	JASO	Ja Solar Adr	C	-1.90	0.20	XTO	XTO Energy Inc	A	2.19	0.20
2008-09-01	AAPL	Apple	C	-1.85	0.40	CPWR	Compuware Corp	A	2.30	0.40
2008-09-01	MET	Metlife	D	-2.86	0.40	MA	Mastercard	A	2.92	0.40
2008-09-01	HES	Hess	C	-1.87	3.00	WFT	Weatherford International	A	2.32	3.00
2008-09-01	PCA.Z	Petro-Canada	C	-1.87	0.30	AMZN	Amazon.com	A	2.22	0.30
2008-09-01	VLO	Valero Energy	D	-2.93	0.20					
2008-09-01	DVN	Devon Energy	C	-1.86	0.10	MUR	Murphy Oil	A	2.28	0.10
2008-09-01	APA	Apache	C	-1.87	0.70	ESV	Ensco	A	2.28	0.70
2008-09-01	BAC	Bank Of America	D	-2.90	0.40					
2008-09-01	CQB	Chiquita Brands	D	-2.91	0.10					
2008-09-01	BHP	Bhp Billiton Adr	C	-1.88	0.80	ROH	Rohm & Haas	A	2.28	0.80
2008-09-01	NO-LAB	Nolato	C	-1.84	0.10	KSS	Kohl's	A	2.21	0.10
2008-09-01	BK	Bank Of New York Mellon	D	-2.88	0.10	SAF	Safeco Corp	A	2.27	0.10
2008-09-01	CAT	Caterpillar	C	-1.86	0.20	JBL	Jabil Circuit	A	2.31	0.20
2008-09-01	CB	Chubb Corp	D	-2.85	0.50	TROW	T Rowe Price	A	2.22	0.50
2008-09-01	MON	Monsanto	C	-1.87	0.40	LEG	Leggett & Platt	A	2.26	0.40
2008-09-01	8574	Promise Co	D	-2.89	0.30	LXK	Lexmark Intl	A	2.21	0.30
2008-09-01	RYN	Rayonier	C	-1.84	0.20	SCHW	Charles Schwab	A	2.22	0.20
2008-09-01	COF	Capital One Financial	D	-2.85	0.20	EQR	Equity Residential	A	2.21	0.20
2008-09-01	DE	Deere	D	-2.88	0.50	DHR	Danaher	A	2.28	0.50
2008-09-01	UFS	Domtar	D	-2.92	0.00					
2008-09-01	VALE3	Vale	D	-2.90	0.00					
2008-09-01	EQT	Eqt	C	-1.89	0.30	COG	Cabot Oil & Gas	A	2.23	0.30
2008-09-01	EXPD	Expeditors International Of Washington	D	-2.88	0.30	CSX	Csx	A	2.27	0.30
2008-09-01	TRV	Travelers Companies	D	-2.86	0.80	NTRS	Northern Trust	A	2.21	0.80
2008-09-01	FCX	Freeport-mcmoran	D	-2.88	0.30	BTU	Peabody Energy Corp	A	2.22	0.30
2008-09-01	NLY	Annaly Capital Management	D	-2.88	0.50	MMC	Marsh & McLennan Cos	A	2.20	0.50
2008-09-01	K	Kinross Gold	C	-1.89	0.50	CELG	Celgene	A	2.21	0.50
2008-09-01	STT	State Street	D	-2.87	0.20	AVB	Avalonbay Communities	A	2.20	0.20
2008-09-01	8572	Acom	C	-1.86	0.30	CM-CSA	Comcast	A	2.21	0.30
2008-09-01	GR	Goodrich	D	-2.89	0.10	QLGC	QLogic Corp	A	2.26	0.10
2008-09-01	HCBK	Hudson City Bancorp	C	-1.84	1.20	AOC	Aon plc	A	2.20	1.20
2008-09-01	AKS	Ak Steel	C	-1.88	0.10	PX	Praxair	A	2.19	0.10
2008-09-01	HP	Helmerich & Payne	C	-1.88	1.40	CHK	Chesapeake Energy	A	2.22	1.40
2008-09-01	MS	Morgan Stanley	D	-2.90	1.30	HCP	Hcp	A	2.20	1.30
2008-09-01	NOK	Nokia Adr	D	-2.90	0.40	BRCM	Broadcom Corp	A	2.24	0.40
2008-09-01	LUK	Leucadia National	D	-2.86	0.60	BUD	Anheuser-Busch	A	2.25	0.60
2008-09-01	MAN	Manpower Rg	D	-2.88	0.10	AW	Allied Waste	A	2.24	0.10
2008-09-01	MO	Altria	D	-2.86	0.20	WWY	Wrigley	A	2.24	0.20
2008-09-01	MSFT	Microsoft	D	-2.86	1.40	XLNX	Xilinx	A	2.23	1.40
2008-09-01	NAV	Navistar International	C	-1.88	0.10	BNI	Burlington Northern	A	2.23	0.10
2008-09-01	NOC	Northrop Grumman	D	-2.86	0.70	DOV	Dover	A	2.23	0.70
2008-09-01	NUE	Nucor	C	-1.89	0.30	SIAL	Sigma Aldrich Cameron International Corp.	A	2.18	0.30
2008-09-01	OXY	Occidental Petroleum	C	-1.86	0.60	CAM	International Corp.	A	2.21	0.60
2008-09-01	COP	Conocophillips	C	-1.86	0.80	BHI	Baker Hughes	A	2.20	0.80

Date	Ticker	Name	R	SM	W (%)	Ticker	Name	R	SM	W (%)
2008-09-01	PEG	Public Service Enterprise	D	-2.85	0.50	PPL	Ppl	A	2.25	0.50
2008-09-01	CB	Chubb	D	-2.86	0.50	MBI	Mbia	B	1.69	0.50
2008-09-01	EPD	Enterprise Products Partners	D	-2.85	0.10	XTO	XTO Energy Inc	A	2.20	0.10
2008-09-01	PH	Parker-hannifin	D	-2.88	0.30	GWW	Ww Grainger	A	2.21	0.30
2008-09-01	PVH	Pvh	D	-2.84	0.70	SNA	Snap-on	A	2.24	0.70
2008-09-01	PBR	Petroleo Brasileiro Sa - Petrobras Adr	C	-1.88	0.30	SE	Spectra Energy	A	2.19	0.30
2008-09-01	TAP	Molson Coors Brewing	C	-1.87	0.10	AVP	Avon Products	A	2.20	0.10
2008-09-01	RTN	Raytheon	D	-2.85	0.60	ITT	ITT Inc.	A	2.21	0.60
2008-09-01	T	At&t	D	-2.87	0.40	EQ	Embarq	A	2.20	0.40
2008-09-01	SVM	Silvercorp Metals	D	-2.93	0.10					
2008-09-01	SUN	Sunoco	D	-2.91	0.20					
2008-09-01	SVU	Supervalu	D	-2.89	0.00	RSHCQ	RS Legacy Corp	A	2.26	0.00
2008-09-01	SWN	Southwestern Energy	C	-1.87	0.00	EP	El Paso Corporation	A	2.17	0.00
2008-09-01	TEF	Telefonica Adr	D	-2.88	0.10	THC	Tenet Healthcare	A	2.32	0.10
2008-09-01	SFL	Ship Finance International	C	-1.86	0.30	WM	Waste Management	A	2.20	0.30
2008-09-01	UTX	United Technologies	D	-2.85	0.20	A	Agilent Technologies	A	2.20	0.20
2008-09-01	WDC	Western Digital	C	-1.89	0.60	QCOM	Qualcomm	A	2.22	0.60
2008-09-01	BTI	British American Tobacco Adr	C	-1.86	0.30	HOG	Harley-davidson	A	2.20	0.30
2008-09-01	FM	First Quantum Minerals	D	-2.88	0.30	WAT	Waters	A	2.21	0.30
2008-09-01	BLX	Boralex	D	-2.87	0.10	ABI	Applied Biosystems	A	2.21	0.10
2008-09-01	TPR	Tapestry	D	-2.87	0.30	CPB	Campbell Soup	A	2.20	0.30
2008-09-01	JNPR	Juniper Networks	D	-2.84	0.50	NSM	Nat Semiconductor	A	2.22	0.50
2008-09-01	BBT	Bb&t	D	-2.84	0.10	SOV	Sovereign Bncp	B	1.26	0.10
2008-09-01	IMN	Inmet Mining	D	-2.89	0.20	GENZ	Genzyme General	A	2.20	0.20
2008-09-01	RE	Everest Re	D	-2.88	0.30	DFS	Discover Financial Services	B	1.21	0.30
2008-09-01	AES	Aes	D	-2.87	0.10	EXC	Exelon	A	2.25	0.10
2008-09-01	YRI	Yamana Gold	C	-1.90	0.30	DGX	Quest Diagnostics	A	2.20	0.30
2008-09-01	L	Loews	D	-2.86	0.30	BEN	Franklin Resources	B	1.20	0.30
2008-09-01	SKX	Skechers Usa	D	-2.87	0.60	EL	Estee Lauder Companies	A	2.20	0.60
2008-09-01	GS	Goldman Sachs	D	-2.85	0.50	MCO	Moody's	B	1.18	0.50
2008-09-01	TLM	Talisman Energy	C	-1.87	0.00	MCHP	Microchip Technology	A	2.20	0.00
2008-09-01	TR-MAQ	Trico Marine Services Inc	D	-2.91	0.30					
2008-09-01	EAC.1	Encore Acquisition Co	C	-1.89	0.10	BRL	Barr Pharmaceuticals	A	2.30	0.10
2008-09-01	POT	Potash Corporation Of Saskatchewan	C	-1.87	0.30	ISRG	Intuitive Surgical	A	2.20	0.30
2008-09-01	ICON	Iconix Brand	D	-2.90	0.40					
2008-09-01	HBI	Hanesbrands	D	-2.89	0.30	MKC	Mccormick	A	2.20	0.30
2008-09-01	JOE	The St. Joe	C	-1.87	0.60	KIM	Kimco Realty	B	1.18	0.60
2008-09-01	EIX	Edison International	D	-2.86	0.40	GAS	Nicor	A	2.23	0.40
2008-09-01	BG	Bunge	C	-1.88	0.20	MAT	Mattel	A	2.19	0.20
2008-09-01	JPM	Jpmorgan Chase	D	-2.86	0.50	USB	Us Bancorp	B	1.18	0.50
2008-09-01	BMY	Bristol-myers Squibb	D	-2.89	0.20	GILD	Gilead Sciences	A	2.56	0.20
2008-09-01	DHI	D.r. Horton	D	-2.88	0.40	K	Kellogg	A	2.19	0.40
2008-09-01	GNKOQ	Genco Shipping & Trading	C	-1.88	0.40	PLL	Pall Corp	A	2.20	0.40
2008-09-01	BRK.A	Berkshire Hathaway	D	-2.87	0.90	EFX	Equifax	B	1.18	0.90
2008-09-01	AXS	Axis Capital	D	-2.87	0.40	AMGN	Amgen	A	2.26	0.40
2008-09-01	WB	Wachovia	D	-2.95	0.30					
2008-09-01	RRC	Range Resources	C	-1.90	0.00	FDO	Family Dollar Stores	A	2.26	0.00
2008-09-01	HON	Honeywell International	D	-2.87	0.40	BMS	Bemis	A	2.18	0.40
2008-09-01	VZ	Verizon Communications	D	-2.85	0.20	LUV	Southwest Airlines	A	2.23	0.20

Date	Ticker	Name	R	SM	W (%)	Ticker	Name	R	SM	W (%)
2008-09-01	GNW	Genworth Financial	D	-2.93	0.00					
2008-09-01	FDP	Fresh Del Monte Produce	D	-2.90	0.50					
2008-09-01	AXC	Addax Petroleum	C	-1.88	0.30	SYN	Sysco	A	2.20	0.30
2008-09-01	MHS	Medco Health Solutions	C	-1.84	0.30	ESRX	Express Scripts Holding	A	2.41	0.30
2008-09-01	MRH	Montpelier Re Holdings	D	-2.84	0.20	DVA	Davita	A	2.23	0.20
2008-09-01	GGBR3	Gerdau	C	-1.88	0.30	TEG	Integrus Energy	A	2.19	0.30
2008-09-01	PPC	Public Power	D	-2.92	0.10					
2008-09-01	IBI	Interline Brands	D	-2.90	0.10					
2008-09-01	NM	Navios Maritime	D	-2.91	0.30					
2008-09-01	JASO	Ja Solar Adr	C	-1.88	0.20	LTD	L Brands	A	2.22	0.20
2008-09-01	TEL	Te Connectivity	C	-1.85	0.50	ADP	Automatic Data Processing	A	2.18	0.50
2008-09-01	ASH	Ashland Global	D	-2.88	0.10	IP	International Paper	B	1.20	0.10
2008-10-01	AAPL	Apple	C	-1.90	0.30	CPWR	Compuware Corp	A	2.25	0.30
2008-10-01	FLR	Fluor	D	-2.91	0.10					
2008-10-01	GRA	W R Grace	D	-2.91	0.30					
2008-10-01	HES	Hess	C	-1.90	1.50	MUR	Murphy Oil	A	2.22	1.50
2008-10-01	PCA.Z	Petro-Canada	D	-2.90	0.30					
2008-10-01	VLO	Valero Energy	D	-2.94	0.20					
2008-10-01	DVN	Devon Energy	C	-1.88	0.10	APC	Anadarko Petroleum	A	2.21	0.10
2008-10-01	APA	Apache	C	-1.89	0.70	WFT	Weatherford International	A	2.20	0.70
2008-10-01	CQB	Chiquita Brands	D	-2.90	0.10	LEG	Leggett & Platt	A	2.26	0.10
2008-10-01	BHP	Bhp Billiton Adr	D	-2.91	0.30					
2008-10-01	BK	Bank Of New York Mellon	D	-2.89	0.10	HCP	Hcp	A	2.21	0.10
2008-10-01	CA	Ca	D	-2.87	0.10	ORCL	Oracle	A	2.20	0.10
2008-10-01	CAT	Caterpillar	D	-2.89	0.20	APH	Amphenol	A	2.33	0.20
2008-10-01	CLF	Cliffs Natural Resources	C	-1.92	0.10	ROH	Rohm & Haas	A	2.26	0.10
2008-10-01	CM-CSA	Comcast	C	-1.86	0.20	FDO	Family Dollar Stores	A	2.26	0.20
2008-10-01	MON	Monsanto	C	-1.89	0.10	WWY	Wrigley	A	2.24	0.10
2008-10-01	8574	Promise Co	D	-2.91	0.30					
2008-10-01	CMI	Cummins	C	-1.90	0.40	DHR	Danaher	A	2.23	0.40
2008-10-01	DE	Deere	D	-2.92	0.10					
2008-10-01	UFS	Domtar	D	-2.93	0.00					
2008-10-01	SAP	Saputo	D	-2.85	0.10	HOG	Harley-davidson	A	2.19	0.10
2008-10-01	VALE3	Vale	D	-2.92	0.00					
2008-10-01	IPHS	Innophos	C	-1.91	0.00	ECL	Ecolab	A	2.19	0.00
2008-10-01	EGN	Energen	D	-2.91	0.70					
2008-10-01	FCX	Freeport-mcmoran	D	-2.93	0.10					
2008-10-01	NLY	Annaly Capital Management	D	-2.89	0.60	TROW	T Rowe Price	A	2.21	0.60
2008-10-01	FMC	Fmc	C	-1.89	0.40	PPG	Ppg Industries	A	2.18	0.40
2008-10-01	NOV	National Oilwell Varco	C	-1.91	1.10	COG	Cabot Oil & Gas	A	2.18	1.10
2008-10-01	K	Kinross Gold	C	-1.89	0.50	BCR	C R Bard	A	2.18	0.50
2008-10-01	GD	General Dynamics	C	-1.87	0.60	FAST	Fastenal	A	2.23	0.60
2008-10-01	GR	Goodrich	D	-2.91	0.10					
2008-10-01	PTEN	Patterson-uti Energy	C	-1.91	0.70	CHK	Chesapeake Energy	A	2.16	0.70
2008-10-01	HP	Helmerich & Payne	C	-1.91	1.20	AMGN	Amgen	A	2.25	1.20
2008-10-01	MS	Morgan Stanley	D	-2.94	0.30					
2008-10-01	LLL	L3 Technologies	D	-2.85	1.20	QLGC	QLogic Corp	A	2.22	1.20
2008-10-01	NCR	Ncr	C	-1.87	0.30	INTU	Intuit	A	2.19	0.30
2008-10-01	NOK	Nokia Adr	D	-2.92	0.30					
2008-10-01	LUK	Leucadia National	D	-2.88	0.60	BUD	Anheuser-Busch	A	2.24	0.60
2008-10-01	MAN	Manpower Rg	D	-2.90	0.10	PTV	Pactiv Corp	A	2.22	0.10
2008-10-01	MO	Altria	D	-2.86	0.20	PHM	Pultegroup	A	2.24	0.20
2008-10-01	MSFT	Microsoft	D	-2.86	1.40	QCOM	Qualcomm	A	2.17	1.40
2008-10-01	NAV	Navistar International	D	-2.89	0.10	CVG	Convergys	A	2.21	0.10
2008-10-01	NEM	Newmont Mining	D	-2.87	0.10	SIAL	Sigma Aldrich	A	2.17	0.10
2008-10-01	NOC	Northrop Grumman	D	-2.89	0.70	BNI	Burlington Northern	A	2.19	0.70

Date	Ticker	Name	R	SM	W (%)	Ticker	Name	R	SM	W (%)
2008-10-01	OXY	Occidental Petroleum	C	-1.89	0.40	DVA	Davita	A	2.22	0.40
2008-10-01	COP	Conocophillips	D	-2.88	0.80	VAR	Varian Medical Systems	A	2.21	0.80
2008-10-01	PEG	Public Service Enterprise	D	-2.88	0.50	GAS	Nicor	A	2.23	0.50
2008-10-01	EPD	Enterprise Products Partners	D	-2.87	0.10	GENZ	Genzyme General	A	2.21	0.10
2008-10-01	PH	Parker-hannifin	D	-2.90	0.30	GWV	Ww Grainger	A	2.19	0.10
2008-10-01	R	Ryder System	C	-1.87	0.10	UST	UST Inc	A	2.21	0.10
2008-10-01	TAP	Molson Coors Brewing	D	-2.87	0.10	VMC	Vulcan Materials Co	A	2.19	0.60
2008-10-01	RTN	Raytheon	D	-2.87	0.60	EQ	Embarq	A	2.17	0.60
2008-10-01	T	At&t	D	-2.88	0.60	K	Kellogg	A	2.20	0.30
2008-10-01	SII	Smith International	C	-1.89	0.30	RSHCQ	RS Legacy Corp	A	2.23	0.10
2008-10-01	STR	Questar Corp	D	-2.91	0.30	ED	Consolidated Edison	A	2.19	0.10
2008-10-01	SUN	Sunoco	D	-2.93	0.10	KFT	Mondelez International Inc.	A	2.20	0.20
2008-10-01	SVU	Supervalu	D	-2.90	0.10	CTAS	Cintas	A	2.19	0.30
2008-10-01	TE	Teco Energy	C	-1.88	0.10	SHW	Sherwin-williams	A	2.18	0.20
2008-10-01	TEF	Telefonica Adr	D	-2.88	0.20	IP	International Paper	B	1.20	0.20
2008-10-01	SFL	Ship Finance International	D	-2.89	0.30	EK	Eastman Kodak	B	1.21	0.50
2008-10-01	UTX	United Technologies	D	-2.87	0.20	HSY	The Hershey	A	2.21	0.30
2008-10-01	CF	Cf Industries	C	-1.90	0.20	IFF	International Flavors & Fragrances	B	1.17	0.20
2008-10-01	WDC	Western Digital	C	-1.91	0.50	TEG	Integrays Energy	A	2.19	0.00
2008-10-01	BTI	British American Tobacco Adr	D	-2.86	0.30	LTD	L Brands	A	2.18	0.10
2008-10-01	X	United States Steel	C	-1.94	0.20	CLX	Clorox	A	2.20	0.30
2008-10-01	HNP	Huaneng Power International	D	-2.87	0.00	MOT	Motorola Solutions	B	1.18	0.40
2008-10-01	FM	First Quantum Minerals	D	-2.93	0.10	AVP	Avon Products	A	2.20	0.20
2008-10-01	BBD.B	Bombardier	C	-1.90	0.10	CELG	Celgene	A	2.19	0.10
2008-10-01	BLX	Boralex	D	-2.91	0.10	KSS	Kohl's	A	2.19	0.50
2008-10-01	TPR	Tapstry	D	-2.89	0.30	MMC	Marsh & McLennan Cos	A	2.20	0.20
2008-10-01	JNPR	Juniper Networks	D	-2.88	0.40	GILD	Gilead Sciences	A	2.49	0.10
2008-10-01	HK	Petrohawk Energy Complete	C	-1.90	0.20	D	Dominion Resources	A	2.19	0.20
2008-10-01	CPX	Production Services	C	-1.91	0.10	AVB	Avalonbay Communities	A	2.19	0.30
2008-10-01	NBR	Nabors Industries	C	-1.92	0.50	ABT	Abbott Laboratories	A	2.19	0.50
2008-10-01	AIZ	Assurant	D	-2.88	0.20	EL	Estee Lauder Companies	A	2.20	0.60
2008-10-01	BSX	Boston Scientific	D	-2.86	0.10	PRU	Prudential Financial	A	2.19	0.90
2008-10-01	ETR	Entergy	D	-2.88	0.20	PGN	Progress Energy	A	2.18	0.10
2008-10-01	AES	Aes	D	-2.91	0.10	APOL	Apollo Educat Grp	A	2.23	0.10
2008-10-01	L	Loews	D	-2.87	0.30	MDT	Medtronic	A	2.18	0.10
2008-10-01	BJS	BJ Services Co	C	-1.91	0.50	NTAP	Netapp	B	1.15	0.10
2008-10-01	SKX	Skechers Usa	D	-2.89	0.60	SYT	Sysco	A	2.19	0.10
2008-10-01	GS	Goldman Sachs	D	-2.88	0.90	DGX	Quest Diagnostics	A	2.19	0.10
2008-10-01	VOD	Vodafone	D	-2.89	0.10	WAT	Waters	A	2.18	0.20
2008-10-01	IPG	Interpublic Group Of Companies	C	-1.87	0.10					
2008-10-01	TDG	Trinidad Drilling	C	-1.90	0.10					
2008-10-01	SNX	Synnex	C	-1.87	0.10					
2008-10-01	EAC.1	Encore Acquisition Co	C	-1.92	0.10					
2008-10-01	KEG	Key Energy Services	C	-1.91	0.10					
2008-10-01	POT	Potash Corporation Of Saskatchewan	C	-1.91	0.20					

Date	Ticker	Name	R	SM	W (%)	Ticker	Name	R	SM	W (%)
2008-10-01	HBI	Hanesbrands	D	-2.90	0.30					
2008-10-01	EIX	Edison International	D	-2.88	0.40	SO	Southern	A	2.18	0.40
2008-10-01	EXMCQ	Excel Maritime	D	-2.96	0.50					
2008-10-01	BMJ	Bristol-myers Squibb	D	-2.89	0.20	ESRX	Express Scripts Holding	A	2.41	0.20
2008-10-01	BCO	The Brink's	C	-1.86	0.20	MWV	MeadWestvaco	A	2.18	0.20
2008-10-01	GNKOQ	Genco Shipping & Trading	D	-2.94	0.20					
2008-10-01	WYE	Wyeth	D	-2.87	0.80	BRL	Barr Pharmaceuticals	A	2.29	0.80
2008-10-01	STJ	St Jude Medical Inc	C	-1.85	0.10	THC	Tenet Healthcare	A	2.28	0.10
2008-10-01	MA	Mastercard	C	-1.91	0.30	BEN	Franklin Resources	A	2.18	0.30
2008-10-01	SPN	Superior Energy Services	C	-1.91	0.20	ABI	Applied Biosystems	A	2.19	0.20
2008-10-01	FLS	Flowserve	C	-1.90	0.30	RHI	Robert Half International	A	2.18	0.30
2008-10-01	PDE	Pride International	C	-1.90	0.20	MKC	Mccormick	A	2.19	0.20
2008-10-01	LNN	Lindsay	C	-1.91	0.00	ITT	ITT Inc.	A	2.18	0.00
2008-10-01	DTV	DIRECTV	C	-1.85	0.30	LUV	Southwest Airlines	A	2.21	0.30
2008-10-01	RRC	Range Resources	C	-1.91	0.00	HNZ	Heinz	A	2.19	0.00
2008-10-01	HON	Honeywell International	D	-2.89	0.30	WM	Waste Management	A	2.18	0.30
2008-10-01	VZ	Verizon Communications	D	-2.87	0.20	CL	Colgate-palmolive	A	2.19	0.20
2008-10-01	FDP	Fresh Del Monte Produce	D	-2.90	0.60					
2008-10-01	VOD	Vodafone	D	-2.89	0.20	KIM	Kimco Realty	A	2.18	0.20
2008-10-01	CE	Celanese	D	-2.91	0.10					
2008-10-01	ASML	Asml	D	-2.90	0.20					
2008-10-01	HPQ	Hp	D	-2.84	2.00	INTC	Intel	B	1.15	2.00
2008-10-01	CACI	Caci International	C	-1.84	0.00	AMZN	Amazon.com	A	2.19	0.00
2008-10-01	AXC	Addax Petroleum	D	-2.91	0.20					
2008-10-01	GGBR3	Gerdau	C	-1.91	0.20	MAT	Mattel	A	2.18	0.20
2008-10-01	IBI	Interline Brands	D	-2.90	0.20					
2008-10-01	NM	Navios Maritime	D	-2.96	0.30					
2008-10-01	JASO	Ja Solar Adr	D	-2.92	0.20					
2008-10-01	TEL	Te Connectivity	D	-2.88	0.50	ADP	Automatic Data Processing	A	2.17	0.50
2008-10-01	CNQ	Canadian Natural Resources	C	-1.89	0.20	PCG	Pg&e	A	2.18	0.20
2008-10-01	ASH	Ashland Global	D	-2.91	0.10					
2008-11-03	AAPL	Apple	D	-2.90	0.10					
2008-11-03	ADBE	Adobe Systems	D	-2.90	0.20					
2008-11-03	WU	The Western Union	C	-1.91	0.10	MMC	Marsh & Mclennan Cos	A	2.18	0.10
2008-11-03	FE	Firstenergy	D	-2.89	0.30	GAS	Nicor	A	2.24	0.30
2008-11-03	GRA	W R Grace	D	-2.95	0.20					
2008-11-03	HES	Hess	D	-2.93	0.10					
2008-11-03	PCA.Z	Petro-Canada	D	-2.92	0.10					
2008-11-03	ALTR	Altera Corp.	C	-1.88	0.30	INTU	Intuit	A	2.16	0.30
2008-11-03	DVN	Devon Energy	D	-2.90	0.10	KFT	Mondelez International Inc.	A	2.17	0.10
2008-11-03	APA	Apache	D	-2.91	0.50					
2008-11-03	CQB	Chiquita Brands	D	-2.92	0.10					
2008-11-03	BAX	Baxter International	C	-1.86	1.00	ESRX	Express Scripts Holding	A	2.34	1.00
2008-11-03	BK	Bank Of New York Mellon	D	-2.89	0.10	HPC	Hercules	A	2.18	0.10
2008-11-03	CA	Ca	D	-2.89	0.10	EQR	Equity Residential	A	2.17	0.10
2008-11-03	CM-CSA	Comcast	D	-2.87	0.20	FDO	Family Dollar Stores	A	2.28	0.20
2008-11-03	CMS	Cms Energy	D	-2.89	0.10	ED	Consolidated Edison	A	2.19	0.10
2008-11-03	8574	Promise Co	D	-2.92	0.30					
2008-11-03	HEW	Hewitt Associates	D	-2.89	0.50	HNZ	Heinz	A	2.17	0.50
2008-11-03	CMI	Cummins	D	-2.94	0.30					
2008-11-03	D	Dominion Resources	D	-2.87	0.10	TEG	Integrus Energy	A	2.18	0.10
2008-11-03	UFS	Domtar	D	-2.97	0.00					
2008-11-03	IPHS	Innophos	C	-1.90	0.00	ROH	Rohm & Haas	A	2.26	0.00
2008-11-03	EGN	Energen	D	-2.93	0.20					

Date	Ticker	Name	R	SM	W (%)	Ticker	Name	R	SM	W (%)
2008-11-03	K	Kinross Gold	D	-2.92	0.40					
2008-11-03	GD	General Dynamics	D	-2.89	0.60	FAST	Fastenal	A	2.21	0.60
2008-11-03	GE	General Electric	D	-2.92	1.80					
2008-11-03	HAS	Hasbro	C	-1.89	0.10	BUD	Anheuser-Busch	A	2.23	0.10
2008-11-03	PTEN	Patterson-uti Energy	D	-2.94	0.20					
2008-11-03	HP	Helmerich & Payne	C	-1.93	0.40	CL	Colgate-palmolive	A	2.16	0.40
2008-11-03	UBI	Ubisoft Entertainment	D	-2.90	0.30	PAYX	Paychex	B	1.16	0.30
2008-11-03	HUM	Humana	D	-2.89	0.10	THC	Tenet Healthcare	A	2.22	0.10
2008-11-03	IBM	IBM	C	-1.88	1.10	HCP	Hcp	A	2.15	1.10
2008-11-03	MS	Morgan Stanley	D	-2.96	1.00					
2008-11-03	LLL	L3 Technologies	D	-2.87	1.10	BNI	Burlington Northern	A	2.19	1.10
2008-11-03	NCR	Ncr	D	-2.89	0.30	ECL	Ecolab	A	2.15	0.30
2008-11-03	KR	Kroger	C	-1.85	0.90	AZO	Autozone	A	2.18	0.90
2008-11-03	NOK	Nokia Adr	D	-2.94	0.60					
2008-11-03	MAN	Manpower Rg	D	-2.92	0.10					
2008-11-03	MCD	Mcdonald's	C	-1.86	3.20	RSHCQ	RS Legacy Corp	A	2.18	3.20
2008-11-03	MDT	Medtronic	C	-1.88	0.30	DGX	Quest Diagnostics	A	2.17	0.30
2008-11-03	MER	Merrill Lynch Minnesota Mng.& Mfg	D	-2.97	0.80	CTAS	Cintas	A	2.16	0.10
2008-11-03	MO	Altria	D	-2.87	2.00	GIS	General Mills	A	2.21	2.00
2008-11-03	MSFT	Microsoft	D	-2.88	1.60	TROW	T Rowe Price	A	2.15	1.60
2008-11-03	NAV	Navistar International	D	-2.94	0.10					
2008-11-03	NEM	Newmont Mining	D	-2.91	0.10					
2008-11-03	NOC	Northrop Grumman	D	-2.91	0.80					
2008-11-03	NSC	Norfolk Southern	C	-1.87	1.40	VMC	Vulcan Materials Co	A	2.15	1.40
2008-11-03	NVLS	Novellus Systems	D	-2.91	0.00					
2008-11-03	ORCL	Oracle	D	-2.87	0.40	VNO	Vornado Realty Trust	A	2.14	0.40
2008-11-03	COP	Conocophillips	D	-2.91	1.00					
2008-11-03	PEG	Public Service Enterprise	D	-2.90	0.50	SO	Southern	A	2.17	0.50
2008-11-03	PFE	Pfizer	D	-2.84	0.50	BCR	C R Bard	A	2.17	0.50
2008-11-03	EPD	Enterprise Products Partners	D	-2.87	0.20	EL	Estee Lauder Companies	A	2.14	0.20
2008-11-03	CS	Credit Suisse Adr	D	-2.88	0.20	SCHW	Charles Schwab	A	2.18	0.20
2008-11-03	EW	Edwards Lifesciences	C	-1.86	0.20	AGN	Allergan	B	1.12	0.20
2008-11-03	TAP	Molson Coors Brewing	D	-2.90	0.10	LEG	Leggett & Platt	A	2.20	0.10
2008-11-03	RTN	Raytheon	D	-2.88	0.70	ADP	Automatic Data Processing	A	2.14	0.70
2008-11-03	T	At&t	D	-2.89	1.20	BEN	Franklin Resources	A	2.14	1.20
2008-11-03	SJM	Jm Smucker	D	-2.87	0.10	CLX	Clorox	A	2.20	0.10
2008-11-03	HSH	Hillshire Brands	D	-2.87	0.00	HSY	The Hershey	A	2.19	0.00
2008-11-03	TE	Teco Energy	D	-2.91	0.10					
2008-11-03	TJX	Tjx Companies	C	-1.88	0.10	SY	Sysco	A	2.16	0.10
2008-11-03	BBD.B	Bombardier	C	-1.91	0.10	DFS	Discover Financial Services	B	1.15	0.10
2008-11-03	BLX	Boralex	D	-2.93	0.00					
2008-11-03	BJ	BJ's Wholesale Club	C	-1.87	0.10	KSS	Kohl's	A	2.15	0.10
2008-11-03	JNPR	Juniper Networks	D	-2.89	0.10	FISV	Fiserv	A	2.12	0.10
2008-11-03	JNS	Janus Capital	D	-2.93	0.20					
2008-11-03	NBR	Nabors Industries	D	-2.95	0.10					
2008-11-03	AIZ	Assurant Teva	D	-2.94	0.10					
2008-11-03	TEVA	Pharmaceutical Industries Adr	D	-2.85	0.80	BXP	Boston Properties	A	2.12	0.80
2008-11-03	XLNX	Xilinx	C	-1.90	0.20	HOG	Harley-davidson	A	2.12	0.20
2008-11-03	INTC	Intel	D	-2.90	0.20	MWV	MeadWestvaco	A	2.11	0.20
2008-11-03	BSX	Boston Scientific	D	-2.89	0.30	CVG	Convergys	A	2.11	0.30
2008-11-03	AES	Aes	D	-2.94	0.10					
2008-11-03	CSCO	Cisco Systems	D	-2.90	0.50	KIM	Kimco Realty	A	2.11	0.50
2008-11-03	L	Loews	D	-2.89	0.50	USB	Us Bancorp	A	2.17	0.50
2008-11-03	BJS	BJ Services Co	D	-2.94	0.20					
2008-11-03	SKX	Skechers Usa	D	-2.91	0.60					

Date	Ticker	Name	R	SM	W (%)	Ticker	Name	R	SM	W (%)
2008-11-03	NKE	Nike	D	-2.86	1.00	K	Kellogg	A	2.18	1.00
2008-11-03	GS	Goldman Sachs	D	-2.92	0.80					
2008-11-03	VOD	Vodafone	D	-2.90	0.10					
2008-11-03	KG	King Pharmaceuticals	D	-2.88	0.10	PRU	Prudential Financial	A	2.10	0.10
2008-11-03	SNX	Synnex	D	-2.90	0.10					
2008-11-03	AMMD	American Medical System	C	-1.90	0.20	FHN	First Horizon National	B	1.39	0.20
2008-11-03	KEG	Key Energy Services	D	-2.95	0.10					
2008-11-03	HBI	Hanesbrands	D	-2.93	0.30					
2008-11-03	EIX	Edison International	D	-2.89	0.20	XEL	Xcel Energy	A	2.15	0.20
2008-11-03	BMJ	Bristol-myers Squibb	D	-2.89	0.20	MBI	Mbia	B	1.39	0.20
2008-11-03	EP	El Paso Corporation	D	-2.93	0.10					
2008-11-03	MCK	Mckesson	D	-2.90	0.10	BBBY	Bed Bath & Beyond	A	2.14	0.10
2008-11-03	WYE	Wyeth	D	-2.88	1.00	ZION	Zions Bancorp	B	1.35	1.00
2008-11-03	STJ	St Jude Medical Inc	C	-1.87	0.30	RF	Regions Financial	B	1.29	0.30
2008-11-03	MA	Mastercard	D	-2.93	0.10					
2008-11-03	COST	Costco Wholesale	D	-2.88	0.20	LTD	L Brands	A	2.12	0.20
2008-11-03	DTV	DIRECTV	C	-1.87	0.40	TGT	Target	B	1.15	0.40
2008-11-03	WB	Wachovia	D	-2.98	0.10					
2008-11-03	XOM	Exxon Mobil	D	-2.87	3.60	STI	Suntrust Banks	B	1.25	3.60
2008-11-03	HON	Honeywell International	D	-2.92	0.10					
2008-11-03	VZ	Verizon Communications	D	-2.87	0.80	CMA	Comerica	B	1.22	0.80
2008-11-03	BIG	Big Lots	C	-1.89	0.20	GPS	Gap	B	1.14	0.20
2008-11-03	STZ	Constellation Brands	D	-2.91	0.30					
2008-11-03	MEE	Massey Energy Corp	C	-1.96	0.10	PPG	Ppg Industries	A	2.15	0.10
2008-11-03	FDP	Fresh Del Monte Produce	D	-2.91	0.70					
2008-11-03	VOD	Vodafone	D	-2.90	1.80					
2008-11-03	CE	Celanese	D	-2.95	0.10					
2008-11-03	CVX	Chevron	D	-2.88	0.70	NDAQ	Nasdaq	B	1.20	0.70
2008-11-03	ASML	Asml	D	-2.90	0.40					
2008-11-03	HPQ	Hp	D	-2.86	1.20	KBH	Kb Home	B	1.19	1.20
2008-11-03	CACI	Caci International	C	-1.87	0.60	PNW	Pinnacle West Capital	B	1.18	0.60
2008-11-03	NVS	Novartis Adr	C	-1.86	0.60	OR01	Citigroup	B	1.17	0.60
2008-11-03	IBI	Interline Brands	D	-2.94	0.20					
2008-11-03	NM	Navios Maritime	D	-2.97	0.50					
2008-11-03	XNPT	XenoPort	C	-1.86	0.50	BDK	Black & Decker	B	1.16	0.50
2008-11-03	BKC	Burger King Holdings	D	-2.88	0.00	JCP	Jc Penney	B	1.13	0.00
2008-11-03	GOOGL	Alphabet	D	-2.90	0.40					
2008-11-03	ASH	Ashland Global	D	-2.93	0.10					
2008-12-01	AAPL	Apple	D	-2.92	0.50					
2008-12-01	ABT	Abbott Laboratories	C	-1.86	1.40	CEPH	Cephalon	A	2.20	1.40
2008-12-01	ADBE	Adobe Systems	D	-2.92	0.10					
2008-12-01	MET	Metlife	D	-2.93	0.40					
2008-12-01	FE	Firstenergy	D	-2.89	0.50					
2008-12-01	HES	Hess	D	-2.95	0.10					
2008-12-01	PCA.Z	Petro-Canada	D	-2.92	0.10					
2008-12-01	ALTR	Altera Corp.	D	-2.90	0.30					
2008-12-01	AMAT	Applied Materials	D	-2.92	0.20					
2008-12-01	DVN	Devon Energy	D	-2.91	0.10					
2008-12-01	APA	Apache	D	-2.92	0.60					
2008-12-01	APC	Anadarko Petroleum	D	-2.92	0.10					
2008-12-01	CQB	Chiquita Brands	D	-2.93	0.10					
2008-12-01	BAX	Baxter International	C	-1.88	0.50	DGX	Quest Diagnostics	A	2.16	0.50
2008-12-01	NO-LAB	Nolato	D	-2.91	0.10					
2008-12-01	BK	Bank Of New York Mellon	D	-2.91	0.10					

Date	Ticker	Name	R	SM	W (%)	Ticker	Name	R	SM	W (%)
2008-12-01	CA	Ca	D	-2.91	0.20					
2008-12-01	CB	Chubb Corp	D	-2.88	0.40	SCHW	Charles Schwab	A	2.14	0.40
2008-12-01	CM-CSA	Comcast	D	-2.89	0.30	FDO	Family Dollar Stores	A	2.27	0.30
2008-12-01	AHL	Aspen Insurance	D	-2.90	0.40	FHN	First Horizon National	B	1.29	0.40
2008-12-01	CMS	Cms Energy	D	-2.90	0.20					
2008-12-01	8574	Promise Co	D	-2.91	0.40					
2008-12-01	RYN	Rayonier	D	-2.91	0.20					
2008-12-01	CRS	Carpenter Technology	D	-2.97	0.10					
2008-12-01	CTL	Centurylink	D	-2.90	0.20					
2008-12-01	HEW	Hewitt Associates	D	-2.90	0.60	INTU	Intuit	A	2.13	0.60
2008-12-01	CVS	Cvs Health	D	-2.90	0.30					
2008-12-01	DELL	Dell	D	-2.93	0.70					
2008-12-01	SYMC	Symantec	D	-2.92	0.60					
2008-12-01	XTO	XTO Energy Inc	D	-2.92	0.10					
2008-12-01	DIS	Walt Disney	D	-2.90	1.00					
2008-12-01	DUK	Duke Energy	D	-2.87	0.10					
2008-12-01	TRV	Travelers Companies	D	-2.88	0.90	WY	Weyerhaeuser	B	1.12	0.90
2008-12-01	GD	General Dynamics	D	-2.91	0.60					
2008-12-01	GE	General Electric	D	-2.93	0.90					
2008-12-01	HCBK	Hudson City Bancorp	C	-1.88	0.80	OR01	Citigroup	B	1.08	0.80
2008-12-01	HAS	Hasbro	C	-1.90	0.10	UST	UST Inc	A	2.21	0.10
2008-12-01	HBAN	Huntington Bancshares	D	-2.91	0.10					
2008-12-01	PTEN	Patterson-uti Energy	D	-2.96	0.20					
2008-12-01	HD	The Home Depot	D	-2.88	0.70					
2008-12-01	CHK	Chesapeake Energy	D	-2.96	0.20					
2008-12-01	HP	Helmerich & Payne	D	-2.95	0.30					
2008-12-01	UBI	Ubisoft Entertainment	D	-2.92	0.30					
2008-12-01	HRB	H.& R.block	C	-1.89	0.10					
2008-12-01	HUM	Humana	D	-2.90	0.10					
2008-12-01	IBM	IBM	D	-2.90	1.10					
2008-12-01	MS	Morgan Stanley	D	-2.97	0.70					
2008-12-01	LLL	L3 Technologies	D	-2.90	0.40	FAST	Fastenal	A	2.17	0.40
2008-12-01	JNJ	Johnson & Johnson	D	-2.87	0.40					
2008-12-01	KO	Coca-cola	D	-2.89	0.70	GIS	General Mills	A	2.19	0.70
2008-12-01	NCR	Ncr	D	-2.92	0.30					
2008-12-01	KR	Kroger	C	-1.85	1.60					
2008-12-01	LOW	Lowe's Companies	D	-2.88	0.50					
2008-12-01	NOK	Nokia Adr	D	-2.95	0.60					
2008-12-01	MAN	Manpower Rg	D	-2.93	0.10					
2008-12-01	MCD	Mcdonald's	C	-1.86	3.70					
2008-12-01	MDT	Medtronic	D	-2.92	0.20					
2008-12-01	MER	Merrill Lynch	D	-2.98	0.50					
2008-12-01	MO	Altria	D	-2.90	1.80	LEG	Leggett & Platt	A	2.16	1.80
2008-12-01	MSFT	Microsoft	D	-2.90	1.60					
2008-12-01	NEM	Newmont Mining	D	-2.90	0.10	ROH	Rohm & Haas	A	2.26	0.10
2008-12-01	NOC	Northrop Grumman	D	-2.92	0.80					
2008-12-01	NSC	Norfolk Southern	C	-1.90	1.50	BNI	Burlington Northern	A	2.16	1.50
2008-12-01	NUE	Nucor	D	-2.94	0.10					
2008-12-01	NVLS	Novellus Systems	D	-2.93	0.00					
2008-12-01	ORCL	Oracle	D	-2.89	0.70					
2008-12-01	OXY	Occidental Petroleum	D	-2.92	0.30					
2008-12-01	COP	Conocophillips	D	-2.92	1.00					
2008-12-01	PCG	Pg&e	D	-2.86	0.40					
2008-12-01	PEG	Public Service Enterprise	D	-2.90	0.60					
2008-12-01	CB	Chubb	D	-2.89	0.40					
2008-12-01	PFE	Pfizer	D	-2.87	0.50					
2008-12-01	PG	Procter & Gamble	D	-2.86	1.70	K	Kellogg	A	2.14	1.70
2008-12-01	EPD	Enterprise Products Partners	D	-2.89	0.20					

Date	Ticker	Name	R	SM	W (%)	Ticker	Name	R	SM	W (%)
2008-12-01	PNC	Pnc Financial Services	D	-2.91	0.60					
2008-12-01	PVH	Pvh	D	-2.94	0.20					
2008-12-01	CS	Credit Suisse Adr	D	-2.92	0.10					
2008-12-01	EW	Edwards Lifesciences	C	-1.88	0.20					
2008-12-01	RL	Ralph Lauren	D	-2.91	0.40					
2008-12-01	TAP	Molson Coors Brewing	D	-2.88	0.40					
2008-12-01	RTN	Raytheon	D	-2.89	0.90					
2008-12-01	T	At&t	D	-2.89	2.50					
2008-12-01	SHW	Sherwin-williams	D	-2.86	0.10					
2008-12-01	SJM	Jm Smucker	D	-2.88	0.10					
2008-12-01	HSH	Hillshire Brands	D	-2.90	0.00					
2008-12-01	LSI	LSI	D	-2.95	0.00					
2008-12-01	SWN	Southwestern Energy	C	-1.90	0.20					
2008-12-01	TE	Teco Energy	D	-2.91	0.10					
2008-12-01	SWY	Safeway Inc	D	-2.89	0.30					
2008-12-01	TJX	Tjx Companies	D	-2.91	0.10					
2008-12-01	TRN	Trinity Industries	D	-2.95	0.00					
2008-12-01	UNM	Unum	D	-2.91	0.20					
2008-12-01	ESND	Essendant	D	-2.90	0.30					
2008-12-01	UTX	United Technologies	D	-2.90	0.70					
2008-12-01	VFC	Vf	D	-2.90	0.30					
2008-12-01	WFC	Wells Fargo	C	-1.90	2.30					
2008-12-01	WHR	Whirlpool	D	-2.93	0.10					
2008-12-01	PTP	Platinum Underwriters Holdings	D	-2.88	0.50					
2008-12-01	BBD.B	Bombardier	D	-2.92	0.10					
2008-12-01	BLX	Boralex	D	-2.93	0.00					
2008-12-01	BJ	BJ's Wholesale Club	C	-1.87	0.10					
2008-12-01	JNPR	Juniper Networks	D	-2.91	0.10					
2008-12-01	JNS	Janus Capital	D	-2.96	0.10					
2008-12-01	MRVL	Marvell Technology	D	-2.95	0.20					
2008-12-01	BBT	Bb&t	C	-1.89	0.30					
2008-12-01	NBR	Nabors Industries	D	-2.96	0.10					
2008-12-01	AIZ	Assurant Teva	D	-2.95	0.00					
2008-12-01	TEVA	Pharmaceutical Industries Adr	D	-2.86	1.20					
2008-12-01	XLNX	Xilinx	D	-2.91	0.20					
2008-12-01	INTC	Intel	D	-2.92	0.30					
2008-12-01	BSX	Boston Scientific	D	-2.93	0.20					
2008-12-01	ESRX	Express Scripts	D	-2.89	0.60					
2008-12-01	LMT	Lockheed Martin	D	-2.90	0.20					
2008-12-01	PCL	Plum Creek Timber Co	D	-2.90	0.50					
2008-12-01	AES	Aes	D	-2.94	0.10					
2008-12-01	LDOS	Leidos	D	-2.87	0.30					
2008-12-01	SRE	Sempre Energy	D	-2.88	0.30					
2008-12-01	CSCO	Cisco Systems	D	-2.91	1.40					
2008-12-01	PTV	Pactiv Corp	D	-2.85	0.20					
2008-12-01	L	Loews	D	-2.92	0.50					
2008-12-01	BJS	BJ Services Co	D	-2.95	0.20					
2008-12-01	SKX	Skechers Usa	D	-2.92	0.60					
2008-12-01	AW	Allied Waste	C	-1.89	0.10					
2008-12-01	HNGR	Hanger	C	-1.89	1.40					
2008-12-01	NKE	Nike	D	-2.88	1.10					
2008-12-01	GS	Goldman Sachs	D	-2.94	0.90					
2008-12-01	VOD	Vodafone	D	-2.90	0.20					
2008-12-01	AZO	Autozone	D	-2.88	0.20					
2008-12-01	KG	King Pharmaceuticals	D	-2.87	0.20					
2008-12-01	LNCR	Lincare Holdings	D	-2.89	0.10					
2008-12-01	GILD	Gilead Sciences	D	-2.88	0.90					
2008-12-01	SNX	Synnex	D	-2.94	0.10					
2008-12-01	LAYN	Layne Christensen	D	-2.95	0.00					
2008-12-01	AMMD	American Medical System	D	-2.92	0.10					

Date	Ticker	Name	R	SM	W (%)	Ticker	Name	R	SM	W (%)
2008-12-01	KEG	Key Energy Services	D	-2.97	0.00					
2008-12-01	HBI	Hanesbrands	D	-2.94	0.10					
2008-12-01	XEC	Cimarex Energy	D	-2.94	0.10					
2008-12-01	JOE	The St. Joe	D	-2.91	0.40					
2008-12-01	EIX	Edison International	D	-2.91	0.20					
2008-12-01	ACN	Accenture Cl A	D	-2.88	0.50					
2008-12-01	BMJ	Bristol-myers Squibb	D	-2.85	0.20					
2008-12-01	EP	El Paso Corporation	D	-2.95	0.10					
2008-12-01	BRK.A	Berkshire Hathaway	D	-2.89	1.70					
2008-12-01	MCK	Mckesson	D	-2.91	0.10					
2008-12-01	WYE	Wyeth	D	-2.89	1.10					
2008-12-01	STJ	St Jude Medical Inc	D	-2.91	0.20					
2008-12-01	MA	Mastercard	D	-2.93	0.10					
2008-12-01	PICO	Pico	D	-2.93	0.30					
2008-12-01	COST	Costco Wholesale	D	-2.89	0.20					
2008-12-01	WFR	SunEdison	D	-2.98	0.10					
2008-12-01	CNP	Centerpoint Energy	D	-2.88	0.10					
2008-12-01	FTR	Frontier Communications	D	-2.90	0.10					
2008-12-01	DTV	DIRECTV	D	-2.89	0.20					
2008-12-01	AXS	Axis Capital	D	-2.89	0.40					
2008-12-01	WB	Wachovia	D	-2.99	0.10					
2008-12-01	FTO	Frontier Oil	D	-2.97	0.10					
2008-12-01	XOM	Exxon Mobil	D	-2.87	5.60					
2008-12-01	HON	Honeywell International	D	-2.93	0.10					
2008-12-01	VZ	Verizon Communications	D	-2.87	1.40					
2008-12-01	BIG	Big Lots	C	-1.93	0.10					
2008-12-01	STZ	Constellation Brands	D	-2.91	0.40					
2008-12-01	ACS	Affiliated Computer	D	-2.89	0.30					
2008-12-01	MEE	Massey Energy Corp	D	-2.98	0.10					
2008-12-01	WLTGQ	Walter Energy	C	-1.98	0.10					
2008-12-01	VOD	Vodafone	D	-2.90	2.10					
2008-12-01	CE	Celanese	D	-2.97	0.00					
2008-12-01	CVX	Chevron	D	-2.88	1.90					
2008-12-01	ASML	Asml	D	-2.92	0.40					
2008-12-01	HPQ	Hp	D	-2.88	1.50					
2008-12-01	CACI	Caci International	C	-1.87	0.70					
2008-12-01	AP-PCQ	American Apparel	D	-2.94	0.00					
2008-12-01	NVS	Novartis Adr	D	-2.88	0.60					
2008-12-01	MHS	Medco Health Solutions	D	-2.87	0.50					
2008-12-01	ABI	Anheus.-busch Inbev	D	-2.93	0.00					
2008-12-01	MRH	Montpelier Re Holdings	D	-2.88	0.30					
2008-12-01	WRC	Warnaco Group	D	-2.95	0.40					
2008-12-01	IBI	Interline Brands	D	-2.95	0.10					
2008-12-01	GLG	GLG Partners	D	-2.98	0.60					
2008-12-01	XNPT	XenoPort	D	-2.90	0.40					
2008-12-01	BKC	Burger King Holdings	D	-2.89	0.10					
2008-12-01	GOOGL	Alphabet	D	-2.93	0.30					
2009-01-01	AAPL	Apple	D	-2.92	0.30					
2009-01-01	AMB	Prologis	D	-2.93	0.10					
2009-01-01	ABT	Abbott Laboratories	D	-2.85	1.10	CEPH	Cephalon	A	2.22	1.10
2009-01-01	DNA	Genentech	C	-1.86	0.20	DGX	Quest Diagnostics	B	1.20	0.20
2009-01-01	ADBE	Adobe Systems	D	-2.92	0.10					
2009-01-01	MET	Metlife	D	-2.91	0.50					
2009-01-01	FE	Firstenergy	D	-2.90	0.40					

Date	Ticker	Name	R	SM	W (%)	Ticker	Name	R	SM	W (%)
2009-01-01	HES	Hess	D	-2.93	0.10					
2009-01-01	PCA.Z	Petro-Canada	D	-2.92	0.10					
2009-01-01	ALTR	Altera Corp.	D	-2.88	0.40	MFE	McAfee	B	1.22	0.40
2009-01-01	AMAT	Applied Materials	D	-2.91	0.20					
2009-01-01	DVN	Devon Energy	D	-2.91	0.10					
2009-01-01	APA	Apache	D	-2.92	0.60					
2009-01-01	APC	Anadarko Petroleum	D	-2.92	0.10					
2009-01-01	BAC	Bank Of America	D	-2.94	0.50					
2009-01-01	CQB	Chiquita Brands	D	-2.90	0.10					
2009-01-01	BAX	Baxter International	D	-2.87	0.50					
2009-01-01	NO-LAB	Nolato	D	-2.91	0.10					
2009-01-01	BK	Bank Of New York Mellon	D	-2.91	0.10					
2009-01-01	CA	Ca	D	-2.88	0.30					
2009-01-01	CM-CSA	Comcast	D	-2.88	0.20					
2009-01-01	CMS	Cms Energy	D	-2.89	0.20	SO	Southern	B	1.17	0.20
2009-01-01	8574	Promise Co	D	-2.89	0.50					
2009-01-01	CPB	Campbell Soup	C	-1.88	0.10	UST	UST Inc	A	2.22	0.10
2009-01-01	RYN	Rayonier	D	-2.89	0.20	FHN	First Horizon National	B	1.36	0.20
2009-01-01	CRS	Carpenter Technology	D	-2.96	0.20					
2009-01-01	CTL	Centurylink	D	-2.89	0.20					
2009-01-01	HEW	Hewitt Associates	D	-2.89	0.50					
2009-01-01	CVS	Cvs Health	D	-2.89	0.30					
2009-01-01	DELL	Dell	D	-2.93	0.50					
2009-01-01	SYMC	Symantec	D	-2.90	0.80					
2009-01-01	XTO	XTO Energy Inc	D	-2.92	0.10					
2009-01-01	DIS	Walt Disney	D	-2.89	1.00					
2009-01-01	DUK	Duke Energy	D	-2.87	0.10					
2009-01-01	AYI	Acuity Brands	D	-2.89	0.10	VMC	Vulcan Materials Co	B	1.20	0.10
2009-01-01	FCX	Freeport-mcmoran	D	-2.97	0.00					
2009-01-01	GD	General Dynamics	D	-2.90	0.60	CHRW	C.h.robinson Worldwide	B	1.20	0.60
2009-01-01	GE	General Electric	D	-2.93	0.50					
2009-01-01	HCBK	Hudson City Bancorp	C	-1.87	0.80	CINF	Cincinnati Financial	B	1.26	0.80
2009-01-01	BECN	Beacon Roofing Supply	C	-1.87	0.10					
2009-01-01	HAS	Hasbro	C	-1.88	0.40	ADM	Archer Daniels Midland	B	1.31	0.40
2009-01-01	HBAN	Huntington Bancshares	D	-2.90	0.10	AOC	Aon plc	B	1.19	0.10
2009-01-01	PTEN	Patterson-uti Energy	D	-2.95	0.20					
2009-01-01	HD	The Home Depot	D	-2.87	0.60					
2009-01-01	CHK	Chesapeake Energy	D	-2.96	0.20					
2009-01-01	HP	Helmerich & Payne	D	-2.95	0.30					
2009-01-01	HRB	H.& R.block	C	-1.86	0.20					
2009-01-01	HUM	Humana	D	-2.88	0.10					
2009-01-01	IBM	IBM	D	-2.89	1.10					
2009-01-01	MS	Morgan Stanley	D	-2.96	0.90					
2009-01-01	LLL	L3 Technologies	D	-2.88	0.40					
2009-01-01	JNJ	Johnson & Johnson	D	-2.86	0.60					
2009-01-01	KMB	Kimberly-clark	D	-2.87	0.50					
2009-01-01	KO	Coca-cola	D	-2.88	0.70					
2009-01-01	NCR	Ncr	D	-2.91	0.30					
2009-01-01	KR	Kroger	C	-1.85	1.50					
2009-01-01	LOW	Lowe's Companies	D	-2.84	0.50					
2009-01-01	NOK	Nokia Adr	D	-2.94	0.60					
2009-01-01	MAN	Manpower Rg	D	-2.92	0.10					
2009-01-01	MCD	Mcdonald's	C	-1.84	3.70					
2009-01-01	MDT	Medtronic	D	-2.91	0.20					
2009-01-01	MO	Altria	D	-2.90	1.60					
2009-01-01	MSFT	Microsoft	D	-2.90	1.10					
2009-01-01	PSA	Public Storage	D	-2.87	0.90					
2009-01-01	NEM	Newmont Mining	D	-2.86	0.10	ROH	Rohm & Haas	A	2.23	0.10

Date	Ticker	Name	R	SM	W (%)	Ticker	Name	R	SM	W (%)
2009-01-01	RSG	Republic Services	D	-2.88	0.10					
2009-01-01	NOC	Northrop Grumman	D	-2.91	0.80					
2009-01-01	NSC	Norfolk Southern	D	-2.89	1.40					
2009-01-01	NUE	Nucor	D	-2.91	0.10					
2009-01-01	NVLS	Novellus Systems	D	-2.93	0.00					
2009-01-01	ORCL	Oracle	D	-2.87	0.70					
2009-01-01	OXY	Occidental Petroleum	D	-2.90	0.30	SUN	Sunoco	B	1.30	0.30
2009-01-01	COP	Conocophillips	D	-2.91	1.00					
2009-01-01	PEG	Public Service Enterprise	D	-2.90	0.50					
2009-01-01	CB	Chubb	D	-2.87	0.40					
2009-01-01	PFE	Pfizer	D	-2.84	1.20					
2009-01-01	PG	Procter & Gamble	D	-2.86	1.60					
2009-01-01	EPD	Enterprise Products Partners	D	-2.89	0.20					
2009-01-01	PHM	Pultegroup	D	-2.89	0.10					
2009-01-01	PNC	Pnc Financial Services	D	-2.90	0.60					
2009-01-01	PVH	Pvh	D	-2.92	0.30					
2009-01-01	EW	Edwards Lifesciences	C	-1.86	0.20					
2009-01-01	RL	Ralph Lauren	D	-2.90	0.40					
2009-01-01	TAP	Molson Coors Brewing	D	-2.86	0.50					
2009-01-01	RTN	Raytheon	D	-2.87	0.90					
2009-01-01	T	At&t	D	-2.88	2.60					
2009-01-01	SJM	Jm Smucker	D	-2.87	0.10					
2009-01-01	LSI	LSI	D	-2.93	0.10					
2009-01-01	SWN	Southwestern Energy	C	-1.90	0.20					
2009-01-01	TE	Teco Energy	D	-2.91	0.10					
2009-01-01	SWY	Safeway Inc	D	-2.88	0.30					
2009-01-01	TJX	Tjx Companies	D	-2.91	0.10					
2009-01-01	UNM	Unum	D	-2.88	0.20					
2009-01-01	UNP	Union Pacific	D	-2.91	0.80					
2009-01-01	ESND	Essendant	D	-2.88	0.30					
2009-01-01	UTX	United Technologies	D	-2.88	0.70					
2009-01-01	VFC	Vf	D	-2.89	0.40					
2009-01-01	WFC	Wells Fargo	C	-1.88	2.60					
2009-01-01	WHR	Whirlpool	D	-2.92	0.10					
2009-01-01	BBD.B	Bombardier	D	-2.92	0.10					
2009-01-01	BLX	Boralex	D	-2.93	0.00					
2009-01-01	BJ	BJ's Wholesale Club	C	-1.87	0.10					
2009-01-01	JNPR	Juniper Networks	D	-2.89	0.10					
2009-01-01	JNS	Janus Capital	D	-2.95	0.10					
2009-01-01	BBT	Bb&t	D	-2.88	0.30					
2009-01-01	NBR	Nabors Industries	D	-2.96	0.10					
2009-01-01	AIZ	Assurant	D	-2.93	0.10					
2009-01-01	TEVA	Teva Pharmaceutical Industries Adr	D	-2.85	1.20					
2009-01-01	XLNX	Xilinx	D	-2.89	0.20					
2009-01-01	INTC	Intel	D	-2.90	0.30					
2009-01-01	BSX	Boston Scientific	D	-2.91	0.30					
2009-01-01	ESRX	Express Scripts	D	-2.88	0.60					
2009-01-01	LMT	Lockheed Martin	D	-2.88	0.30					
2009-01-01	PCL	Plum Creek Timber Co	D	-2.90	0.50					
2009-01-01	AES	Aes	D	-2.93	0.20					
2009-01-01	SRE	Sempra Energy	D	-2.88	0.20					
2009-01-01	CSCO	Cisco Systems	D	-2.90	1.30					
2009-01-01	EBAY	Ebay	D	-2.93	0.50					
2009-01-01	L	Loews	D	-2.91	0.50					
2009-01-01	BJS	BJ Services Co	D	-2.94	0.10					
2009-01-01	SKX	Skechers Usa	D	-2.91	0.60					
2009-01-01	HNGR	Hanger	C	-1.88	1.30					
2009-01-01	NKE	Nike	D	-2.87	0.60					
2009-01-01	GS	Goldman Sachs	D	-2.92	1.00					
2009-01-01	VOD	Vodafone	D	-2.88	0.20					
2009-01-01	LNCR	Lincare Holdings	D	-2.87	0.10					
2009-01-01	SNX	Synnex	D	-2.93	0.10					

Date	Ticker	Name	R	SM	W (%)	Ticker	Name	R	SM	W (%)
2009-01-01	AMMD	American Medical System	D	-2.92	0.10					
2009-01-01	KEG	Key Energy Services	D	-2.96	0.00					
2009-01-01	ICON	Iconix Brand	D	-2.88	0.30					
2009-01-01	HBI	Hanesbrands	D	-2.94	0.10					
2009-01-01	XEC	Cimarex Energy	D	-2.94	0.10					
2009-01-01	JOE	The St. Joe Edison	D	-2.90	0.40					
2009-01-01	EIX	International	D	-2.90	0.20					
2009-01-01	ACN	Accenture Cl A	D	-2.87	0.50					
2009-01-01	MTB	M&t Bank	D	-2.90	0.20					
2009-01-01	JPM	Jpmorgan Chase	D	-2.89	1.10					
2009-01-01	EP	El Paso Corporation	D	-2.94	0.10					
2009-01-01	BRK.A	Berkshire Hathaway	D	-2.89	1.50					
2009-01-01	MCK	Mckesson	D	-2.89	0.10					
2009-01-01	WYE	Wyeth	D	-2.87	1.60					
2009-01-01	STJ	St Jude Medical Inc	D	-2.89	0.20					
2009-01-01	MA	Mastercard	D	-2.93	0.10					
2009-01-01	PICO	Pico	D	-2.91	0.30					
2009-01-01	MTH	Meritage Homes	D	-2.93	0.20					
2009-01-01	COST	Costco Wholesale	D	-2.88	0.30					
2009-01-01	WFR	SunEdison	D	-2.97	0.10					
2009-01-01	CNP	Centerpoint Energy	D	-2.88	0.10					
2009-01-01	FTR	Frontier Communications	D	-2.89	0.10					
2009-01-01	DTV	DIRECTV	D	-2.87	0.20					
2009-01-01	AXS	Axis Capital	D	-2.87	0.50					
2009-01-01	FTO	Frontier Oil	D	-2.96	0.10					
2009-01-01	C	Citigroup	D	-2.95	0.60					
2009-01-01	THS	Treehouse Foods	C	-1.85	0.10					
2009-01-01	HON	Honeywell International	D	-2.91	0.10					
2009-01-01	COV	Covidien	D	-2.89	0.80					
2009-01-01	VZ	Verizon Communications	D	-2.85	1.40					
2009-01-01	BIG	Big Lots	C	-1.93	0.10					
2009-01-01	STZ	Constellation Brands	D	-2.88	0.50					
2009-01-01	ACS	Affiliated Computer	D	-2.87	0.30					
2009-01-01	MEE	Massey Energy Corp	D	-2.98	0.10					
2009-01-01	WLTGQ	Walter Energy	D	-2.97	0.10					
2009-01-01	VOD	Vodafone	D	-2.88	2.00					
2009-01-01	CE	Celanese	D	-2.96	0.00					
2009-01-01	CVX	Chevron	D	-2.88	1.80					
2009-01-01	ASML	Asml	D	-2.90	0.50					
2009-01-01	HPQ	Hp	D	-2.87	1.60					
2009-01-01	CACI	Caci International	D	-2.86	0.90					
2009-01-01	AP-PCQ	American Apparel	D	-2.97	0.00					
2009-01-01	NVS	Novartis Adr	D	-2.86	0.60					
2009-01-01	MHS	Medco Health Solutions	D	-2.86	0.60					
2009-01-01	WRC	Warnaco Group	D	-2.94	0.50					
2009-01-01	IBI	Interline Brands	D	-2.93	0.10					
2009-01-01	GLG	GLG Partners	D	-2.97	0.60					
2009-01-01	SOA	Solutia	D	-2.97	0.00					
2009-01-01	XNPT	XenoPort	D	-2.91	0.30					
2009-01-01	BKC	Burger King Holdings	D	-2.87	0.10					
2009-01-01	GOOGL	Alphabet	D	-2.91	0.30					
2009-02-02	AAPL	Apple	D	-2.92	0.30					
2009-02-02	AMB	Prologis	D	-2.96	0.10					
2009-02-02	DNA	Genentech	C	-1.86	0.40	UNH	Unitedhealth	A	2.30	0.40
2009-02-02	ADBE	Adobe Systems	D	-2.93	0.20					
2009-02-02	MET	Metlife	D	-2.92	0.40					
2009-02-02	FE	Firstenergy	D	-2.90	0.40	NEE	Nextera Energy	B	1.23	0.40

Date	Ticker	Name	R	SM	W (%)	Ticker	Name	R	SM	W (%)
2009-02-02	HES	Hess	D	-2.93	0.10					
2009-02-02	PCA.Z	Petro-Canada	D	-2.92	0.10					
2009-02-02	ALTR	Altera Corp.	D	-2.89	0.40	TLAB	Tellabs	B	1.21	0.40
2009-02-02	AMAT	Applied Materials	D	-2.92	0.20					
2009-02-02	DVN	Devon Energy	D	-2.92	0.10					
2009-02-02	APA	Apache	D	-2.92	0.60					
2009-02-02	APC	Anadarko Petroleum	D	-2.92	0.10					
2009-02-02	ANTM	Anthem	D	-2.88	0.10	CEPH	Cephalon	A	2.23	0.10
2009-02-02	BAC	Bank Of America	D	-2.97	0.10					
2009-02-02	CQB	Chiquita Brands	D	-2.91	0.10					
2009-02-02	BAX	Baxter International	D	-2.86	0.60	MYL	Mylan N.V.	B	1.33	0.60
2009-02-02	BCR	C R Bard	D	-2.86	0.10	BIIB	Biogen	B	1.21	0.10
2009-02-02	NO-LAB	Nolato	D	-2.90	0.00					
2009-02-02	BK	Bank Of New York Mellon	D	-2.91	0.10					
2009-02-02	CA	Ca	D	-2.89	0.50	ROH	Rohm & Haas	A	2.19	0.50
2009-02-02	CB	Chubb Corp	D	-2.86	0.40	SLM	Slm	B	1.35	0.40
2009-02-02	CM-CSA	Comcast	D	-2.89	0.20	ABC	Amerisourcebergen	B	1.22	0.20
2009-02-02	CMS	Cms Energy	D	-2.87	0.20	PNW	Pinnacle West Capital	B	1.20	0.20
2009-02-02	8574	Promise Co	D	-2.92	0.40					
2009-02-02	CPB	Campbell Soup	D	-2.87	0.10	ADM	Archer Daniels Midland	B	1.30	0.10
2009-02-02	RYN	Rayonier	D	-2.90	0.20	FHN	First Horizon National	B	1.31	0.20
2009-02-02	CRS	Carpenter Technology	D	-2.97	0.30					
2009-02-02	CTL	Centurylink	D	-2.89	0.00	QWST	Qwest Communications	B	1.25	0.00
2009-02-02	HEW	Hewitt Associates	D	-2.89	0.60					
2009-02-02	CVS	Cvs Health	D	-2.90	0.20					
2009-02-02	DELL	Dell	D	-2.94	0.60					
2009-02-02	SYMC	Symantec	D	-2.89	0.90					
2009-02-02	XTO	XTO Energy Inc	D	-2.92	0.10					
2009-02-02	DIS	Walt Disney	D	-2.90	0.90					
2009-02-02	AYI	Acuity Brands	D	-2.92	0.10					
2009-02-02	TRV	Travelers Companies	D	-2.86	0.90	CINF	Cincinnati Financial	B	1.19	0.90
2009-02-02	GD	General Dynamics	D	-2.90	0.60					
2009-02-02	GE	General Electric	D	-2.95	0.30					
2009-02-02	STT	State Street	D	-2.95	0.20					
2009-02-02	HCBK	Hudson City Bancorp	D	-2.90	0.10					
2009-02-02	BECN	Beacon Roofing Supply	C	-1.88	0.10					
2009-02-02	HAS	Hasbro	D	-2.91	0.30					
2009-02-02	HBAN	Huntington Bancshares	D	-2.97	0.00					
2009-02-02	PTEN	Patterson-uti Energy	D	-2.96	0.20					
2009-02-02	HD	The Home Depot	D	-2.86	0.70					
2009-02-02	CHK	Chesapeake Energy	D	-2.96	0.20					
2009-02-02	HP	Helmerich & Payne	D	-2.95	0.30					
2009-02-02	HRB	H.& R.block	C	-1.87	0.20					
2009-02-02	IBM	IBM	D	-2.88	1.30					
2009-02-02	MS	Morgan Stanley	D	-2.95	1.10					
2009-02-02	LLL	L3 Technologies	D	-2.88	0.50	BLL	Ball	B	1.23	0.50
2009-02-02	JNJ	Johnson & Johnson	D	-2.87	0.70	DGX	Quest Diagnostics	B	1.19	0.70
2009-02-02	KMB	Kimberly-clark	D	-2.87	0.50	HSY	The Hershey	B	1.18	0.50
2009-02-02	KO	Coca-cola	D	-2.89	0.70					
2009-02-02	NCR	Ncr	D	-2.93	0.30					
2009-02-02	KR	Kroger	C	-1.88	1.10					
2009-02-02	LOW	Lowe's Companies	D	-2.87	0.50					
2009-02-02	NOK	Nokia Adr	D	-2.95	0.40					
2009-02-02	MAN	Manpower Rg	D	-2.93	0.10					
2009-02-02	MCD	Mcdonald's	C	-1.85	3.50					
2009-02-02	MDR	Mcdermott International	D	-2.97	0.30					

Date	Ticker	Name	R	SM	W (%)	Ticker	Name	R	SM	W (%)
2009-02-02	MDT	Medtronic	D	-2.90	0.30					
2009-02-02	MO	Altria	D	-2.89	1.90					
2009-02-02	MSFT	Microsoft	D	-2.91	1.10					
2009-02-02	PSA	Public Storage	D	-2.89	0.10					
2009-02-02	RSG	Republic Services	D	-2.88	0.10	WM	Waste Management	B	1.20	0.10
2009-02-02	NOC	Northrop Grumman	D	-2.91	0.90					
2009-02-02	NSC	Norfolk Southern	D	-2.92	1.20					
2009-02-02	NUE	Nucor	D	-2.92	0.10					
2009-02-02	NVLS	Novellus Systems	D	-2.92	0.00					
2009-02-02	ORCL	Oracle	D	-2.88	0.80					
2009-02-02	OXY	Occidental Petroleum	D	-2.91	0.30					
2009-02-02	COP	Conocophillips	D	-2.92	1.90					
2009-02-02	CB	Chubb	D	-2.89	0.30					
2009-02-02	PFE	Pfizer	D	-2.87	1.60					
2009-02-02	PG	Procter & Gamble	D	-2.88	0.70					
2009-02-02	EPD	Enterprise Products Partners	D	-2.89	0.20	SUN	Sunoco	A	2.30	0.20
2009-02-02	PNC	Pnc Financial Services	D	-2.93	0.40					
2009-02-02	PVH	Pvh	D	-2.93	0.30					
2009-02-02	EW	Edwards Lifesciences	C	-1.86	0.20					
2009-02-02	RL	Ralph Lauren	D	-2.92	0.40					
2009-02-02	RTN	Raytheon	D	-2.88	0.90					
2009-02-02	T	At&t	D	-2.90	1.30					
2009-02-02	SJM	Jm Smucker	D	-2.87	0.10					
2009-02-02	LSI	LSI	D	-2.93	0.00					
2009-02-02	SWN	Southwestern Energy	D	-2.89	0.30	TSO	Tesoro	B	1.40	0.30
2009-02-02	TE	Teco Energy	D	-2.91	0.10					
2009-02-02	SWY	Safeway Inc	D	-2.89	0.30					
2009-02-02	TJX	Tjx Companies	D	-2.91	0.10					
2009-02-02	TXT	Textron	D	-2.98	0.10					
2009-02-02	UNM	Unum	D	-2.91	0.10					
2009-02-02	UNP	Union Pacific	D	-2.91	0.70					
2009-02-02	ESND	Essendant	D	-2.90	0.30					
2009-02-02	UTX	United Technologies	D	-2.89	0.70					
2009-02-02	VFC	Vf	D	-2.89	0.40					
2009-02-02	WFC	Wells Fargo	D	-2.92	1.40					
2009-02-02	WHR	Whirlpool	D	-2.94	0.10					
2009-02-02	XRX	Xerox	D	-2.94	0.10					
2009-02-02	BBD.B	Bombardier	D	-2.94	0.10					
2009-02-02	BLX	Boralex	D	-2.93	0.00					
2009-02-02	BJ	BJ's Wholesale Club	C	-1.88	0.10					
2009-02-02	JNPR	Juniper Networks	D	-2.91	0.10					
2009-02-02	JNS	Janus Capital	D	-2.97	0.10					
2009-02-02	BBT	Bb&t	D	-2.92	0.20					
2009-02-02	NBR	Nabors Industries	D	-2.97	0.20					
2009-02-02	AIZ	Assurant Teva	D	-2.94	0.10					
2009-02-02	TEVA	Pharmaceutical Industries Adr	D	-2.86	1.20					
2009-02-02	XLNX	Xilinx	D	-2.90	0.20					
2009-02-02	INTC	Intel	D	-2.91	0.30					
2009-02-02	BSX	Boston Scientific	D	-2.89	0.30					
2009-02-02	ESRX	Express Scripts	D	-2.88	0.60					
2009-02-02	LMT	Lockheed Martin	D	-2.89	0.30					
2009-02-02	PCL	Plum Creek Timber Co	D	-2.91	0.40					
2009-02-02	AES	Aes	D	-2.93	0.20					
2009-02-02	SRE	Sempra Energy	D	-2.87	0.30	ED	Consolidated Edison	B	1.18	0.30
2009-02-02	CSCO	Cisco Systems	D	-2.91	1.60					
2009-02-02	EBAY	Ebay	D	-2.94	0.50					
2009-02-02	L	Loews	D	-2.92	0.50					
2009-02-02	BJS	BJ Services Co	D	-2.95	0.10					
2009-02-02	SKX	Skechers Usa	D	-2.93	0.50					
2009-02-02	HNGR	Hanger	C	-1.88	1.10					
2009-02-02	NKE	Nike	D	-2.89	0.60					
2009-02-02	GS	Goldman Sachs	D	-2.93	1.10					

Date	Ticker	Name	R	SM	W (%)	Ticker	Name	R	SM	W (%)
2009-02-02	KG	King Pharmaceuticals	D	-2.87	0.10					
2009-02-02	LNCR	Lincare Holdings	D	-2.88	0.10					
2009-02-02	SNX	Synnex	D	-2.90	0.10					
2009-02-02	AMMD	American Medical System	D	-2.90	0.00					
2009-02-02	KEG	Key Energy Services	D	-2.97	0.00					
2009-02-02	HNT	Health Net Inc	D	-2.96	0.10					
2009-02-02	ICON	Iconix Brand	D	-2.91	0.30					
2009-02-02	HBI	Hanesbrands	D	-2.96	0.10					
2009-02-02	XEC	Cimarex Energy	D	-2.94	0.10					
2009-02-02	JOE	The St. Joe Edison	D	-2.91	0.50					
2009-02-02	EIX	Edison International	D	-2.90	0.20	SO	Southern	B	1.16	0.20
2009-02-02	ACN	Accenture Cl A	D	-2.87	0.50					
2009-02-02	JPM	Jpmorgan Chase	D	-2.92	1.50					
2009-02-02	MIR	Mirant Corp	D	-2.93	0.30					
2009-02-02	EP	El Paso Corporation	D	-2.94	0.10					
2009-02-02	BRK.A	Berkshire Hathaway	D	-2.90	1.50					
2009-02-02	MCK	Mckesson	D	-2.87	0.10					
2009-02-02	STJ	St Jude Medical Inc	D	-2.87	0.20					
2009-02-02	MA	Mastercard	D	-2.93	0.10					
2009-02-02	PICO	Pico	D	-2.91	0.40					
2009-02-02	MTH	Meritage Homes	D	-2.93	0.20					
2009-02-02	COST	Costco Wholesale	D	-2.90	0.30					
2009-02-02	WFR	SunEdison	D	-2.98	0.10					
2009-02-02	CNP	Centerpoint Energy	D	-2.87	0.10					
2009-02-02	FTR	Frontier Communications	D	-2.89	0.00					
2009-02-02	DTV	DIRECTV	D	-2.87	0.20					
2009-02-02	AXS	Axis Capital	D	-2.88	0.50					
2009-02-02	FTO	Frontier Oil	D	-2.95	0.20					
2009-02-02	BTU	Peabody Energy Corp	D	-2.95	0.00					
2009-02-02	C	Citigroup	D	-2.97	0.30					
2009-02-02	THS	Treehouse Foods	C	-1.86	0.10					
2009-02-02	HON	Honeywell International	D	-2.92	0.10					
2009-02-02	COV	Covidien	D	-2.89	0.90					
2009-02-02	STZ	Constellation Brands	D	-2.90	0.50					
2009-02-02	ACS	Affiliated Computer	D	-2.86	0.40					
2009-02-02	MEE	Massey Energy Corp	D	-2.97	0.10					
2009-02-02	WLTGQ	Walter Energy	D	-2.97	0.10					
2009-02-02	CE	Celanese	D	-2.97	0.00					
2009-02-02	CVX	Chevron	D	-2.89	2.30	EQT	Eqst	B	1.25	2.30
2009-02-02	ASML	Asml	D	-2.91	0.50					
2009-02-02	HPQ	Hp	D	-2.88	1.70					
2009-02-02	CACI	Caci International	D	-2.84	1.00					
2009-02-02	AP-PCQ	American Apparel	D	-2.97	0.00					
2009-02-02	EQ	Embarq	D	-2.88	0.30					
2009-02-02	WRC	Warnaco Group	D	-2.93	0.60					
2009-02-02	IBI	Interline Brands	D	-2.95	0.10					
2009-02-02	GLG	GLG Partners	D	-2.97	0.70					
2009-02-02	SOA	Solutia	D	-2.97	0.00					
2009-02-02	XNPT	XenoPort	D	-2.91	0.30					
2009-02-02	BKC	Burger King Holdings	D	-2.88	0.10					
2009-02-02	GOOGL	Alphabet	D	-2.90	0.40					
2009-03-02	AAPL	Apple	D	-2.92	0.80					
2009-03-02	AMB	Prologis	D	-2.97	0.10					
2009-03-02	FCS	Fairchild Semicon	D	-2.96	0.00					
2009-03-02	ADBE	Adobe Systems	D	-2.94	0.10					
2009-03-02	MET	Metlife	D	-2.96	0.20					
2009-03-02	FE	Firstenergy	D	-2.92	0.40					

Date	Ticker	Name	R	SM	W (%)	Ticker	Name	R	SM	W (%)
2009-03-02	RAI	Reynolds American	D	-2.92	0.10					
2009-03-02	ROK	Rockwell Automation	D	-2.96	0.10					
2009-03-02	HES	Hess	D	-2.94	0.10					
2009-03-02	SNY	Sanofi Adr	D	-2.91	0.30					
2009-03-02	PCA.Z	Petro-Canada	D	-2.93	0.10					
2009-03-02	ALTR	Altera Corp.	D	-2.90	0.40	AKAM	Akamai Technologies	B	1.29	0.40
2009-03-02	AMAT	Applied Materials	D	-2.92	0.30					
2009-03-02	BLT	Bhp Billiton	D	-2.92	0.10					
2009-03-02	DVN	Devon Energy	D	-2.95	0.00					
2009-03-02	APA	Apache	D	-2.94	0.50					
2009-03-02	BAC	Bank Of America	D	-2.98	0.10					
2009-03-02	BAX	Baxter International	D	-2.88	0.70	CEPH	Cephalon	A	2.18	0.70
2009-03-02	BDX	Becton Dickinson	D	-2.88	0.10	UNH	Unitedhealth	A	2.18	0.10
2009-03-02	NO-LAB	Nolato	D	-2.91	0.00					
2009-03-02	BK	Bank Of New York Mellon	D	-2.93	0.10					
2009-03-02	CA	Ca	D	-2.89	0.50	CSC	Computer Sciences	B	1.23	0.50
2009-03-02	CASY	Casey's General Stores	D	-2.90	0.10	AN	Autonation	B	1.39	0.10
2009-03-02	CB	Chubb Corp	D	-2.88	0.40	NTRS	Northern Trust	B	1.24	0.40
2009-03-02	CM-CSA	Comcast	D	-2.91	0.20					
2009-03-02	8574	Promise Co	D	-2.94	0.30					
2009-03-02	CPB	Campbell Soup	D	-2.89	0.10	ADM	Archer Daniels Midland	A	2.28	0.10
2009-03-02	RYN	Rayonier	D	-2.92	0.20					
2009-03-02	CRS	Carpenter Technology	D	-2.97	0.20					
2009-03-02	CTL	Centurylink	D	-2.90	0.00	QWST	Qwest Communications	B	1.25	0.00
2009-03-02	CVS	Cvs Health	D	-2.90	0.30					
2009-03-02	DELL	Dell	D	-2.95	0.60					
2009-03-02	DIS	Walt Disney	D	-2.92	0.90					
2009-03-02	MCHP	Microchip Technology	D	-2.92	0.00					
2009-03-02	AYI	Acuity Brands	D	-2.93	0.10					
2009-03-02	FCX	Freeport-mcmoran	D	-2.96	0.10					
2009-03-02	GD	General Dynamics	D	-2.93	0.30					
2009-03-02	GE	General Electric	D	-2.97	0.20					
2009-03-02	STT	State Street	D	-2.95	0.20					
2009-03-02	HCBK	Hudson City Bancorp	D	-2.92	0.10					
2009-03-02	BECN	Beacon Roofing Supply	C	-1.90	0.10	AMZN	Amazon.com	B	1.29	0.10
2009-03-02	HAS	Hasbro	D	-2.91	0.40					
2009-03-02	HBAN	Huntington Bancshares	D	-2.98	0.00					
2009-03-02	PTEN	Patterson-uti Energy	D	-2.96	0.20					
2009-03-02	CHK	Chesapeake Energy	D	-2.97	0.20					
2009-03-02	HP	Helmerich & Payne	D	-2.96	0.30					
2009-03-02	LLL	L3 Technologies	D	-2.90	0.50	BLL	Ball	B	1.23	0.50
2009-03-02	JNJ	Johnson & Johnson	D	-2.89	0.60	DGX	Quest Diagnostics	A	2.17	0.60
2009-03-02	KO	Coca-cola	D	-2.90	0.50	DHI	D.r. Horton	B	1.23	0.50
2009-03-02	NCR	Ncr	D	-2.96	0.20					
2009-03-02	KR	Kroger	D	-2.89	1.20	SVU	Supervalu	B	1.28	1.20
2009-03-02	LOW	Lowe's Companies	D	-2.89	0.50	BBY	Best Buy	B	1.26	0.50
2009-03-02	NOK	Nokia Adr	D	-2.96	0.10					
2009-03-02	MAN	Manpower Rg	D	-2.93	0.10					
2009-03-02	MCD	Mcdonald's	C	-1.87	3.10	WFM	Whole Foods Market	B	1.24	3.10
2009-03-02	MDR	Mcdermott International	D	-2.97	0.40					
2009-03-02	MDT	Medtronic	D	-2.92	0.30					
2009-03-02	MO	Altria	D	-2.90	2.00	ROH	Rohm & Haas	A	2.20	2.00
2009-03-02	MRK	Merck & Co	D	-2.94	0.40					
2009-03-02	MSFT	Microsoft	D	-2.92	1.20					

Date	Ticker	Name	R	SM	W (%)	Ticker	Name	R	SM	W (%)
2009-03-02	PSA	Public Storage	D	-2.92	0.20					
2009-03-02	RSG	Republic Services	D	-2.91	0.10					
2009-03-02	NOC	Northrop Grumman	D	-2.93	0.80					
2009-03-02	NSC	Norfolk Southern	D	-2.93	1.10					
2009-03-02	NUE	Nucor	D	-2.94	0.10					
2009-03-02	NVLS	Novellus Systems	D	-2.93	0.00					
2009-03-02	ORCL	Oracle	D	-2.89	0.80	BMC	BMC Software	B	1.22	0.80
2009-03-02	OXY	Occidental Petroleum	D	-2.92	0.30					
2009-03-02	COP	Conocophillips	D	-2.94	1.70					
2009-03-02	CB	Chubb	D	-2.91	0.30					
2009-03-02	PFE	Pfizer	D	-2.90	1.40	MYL	Mylan N.V.	B	1.34	1.40
2009-03-02	PG	Procter & Gamble	D	-2.89	0.80	CCE	Coca-Cola Enterprises	B	1.23	0.80
2009-03-02	EPD	Enterprise Products Partners	D	-2.90	0.20	TSO	Tesoro	B	1.33	0.20
2009-03-02	PNC	Pnc Financial Services	D	-2.95	0.30					
2009-03-02	PVH	Pvh	D	-2.94	0.30					
2009-03-02	R	Ryder System	D	-2.95	0.10					
2009-03-02	RBC	Regal Beloit	D	-2.91	0.10					
2009-03-02	RL	Ralph Lauren	D	-2.93	0.40					
2009-03-02	ROST	Ross Stores	D	-2.88	0.70	KSS	Kohl's	B	1.23	0.70
2009-03-02	RTN	Raytheon	D	-2.91	0.80					
2009-03-02	T	At&t	D	-2.91	0.90					
2009-03-02	SJM	Jm Smucker	D	-2.89	0.10	GOOGL	Google Class A	B	1.21	0.10
2009-03-02	LSI	LSI	D	-2.95	0.00					
2009-03-02	SWN	Southwestern Energy	D	-2.91	0.30					
2009-03-02	TE	Teco Energy	D	-2.93	0.00					
2009-03-02	SWY	Safeway Inc	D	-2.91	0.30					
2009-03-02	TJX	Tjx Companies	D	-2.90	0.10					
2009-03-02	TXT	Textron	D	-2.99	0.00					
2009-03-02	UNM	Unum	D	-2.94	0.10					
2009-03-02	UNP	Union Pacific	D	-2.93	0.60					
2009-03-02	ESND	Essendant	D	-2.93	0.20					
2009-03-02	UTX	United Technologies	D	-2.91	0.70					
2009-03-02	VFC	Vf	D	-2.90	0.40	NTAP	Netapp	B	1.21	0.40
2009-03-02	WFC	Wells Fargo	D	-2.95	0.90					
2009-03-02	WHR	Whirlpool	D	-2.96	0.00					
2009-03-02	WMT	Wal-mart Stores	D	-2.87	2.50	WAG	Walgreens Boots Alliance	B	1.18	2.50
2009-03-02	X	United States Steel	D	-2.99	0.00					
2009-03-02	XRX	Xerox	D	-2.96	0.10					
2009-03-02	BBD.B	Bombardier	D	-2.95	0.10					
2009-03-02	BLX	Boralex	D	-2.93	0.00					
2009-03-02	BJ	BJ's Wholesale Club	D	-2.89	0.10	EQT	Eqst	B	1.20	0.10
2009-03-02	JNPR	Juniper Networks	D	-2.92	0.10					
2009-03-02	JNS	Janus Capital	D	-2.98	0.10					
2009-03-02	BBT	Bb&t	D	-2.93	0.20					
2009-03-02	NBR	Nabors Industries	D	-2.97	0.20					
2009-03-02	AIZ	Assurant	D	-2.96	0.00					
2009-03-02	XLNX	Xilinx	D	-2.90	0.10					
2009-03-02	INTC	Intel	D	-2.92	0.60					
2009-03-02	ESRX	Express Scripts	D	-2.90	0.60					
2009-03-02	LMT	Lockheed Martin	D	-2.92	0.20					
2009-03-02	PCL	Plum Creek Timber Co	D	-2.93	0.40					
2009-03-02	AES	Aes	D	-2.95	0.10					
2009-03-02	S	Sprint Nextel	D	-2.98	0.00					
2009-03-02	SRE	Sempra Energy	D	-2.86	0.30	PNW	Pinnacle West Capital	A	2.15	0.30
2009-03-02	CSCO	Cisco Systems	D	-2.91	1.70					
2009-03-02	PTV	Pactiv Corp	D	-2.91	0.10					
2009-03-02	EBAY	Ebay	D	-2.95	0.50					
2009-03-02	L	Loews	D	-2.94	0.50					
2009-03-02	BJS	BJ Services Co	D	-2.96	0.10					
2009-03-02	SKX	Skechers Usa	D	-2.96	0.40					
2009-03-02	HNGR	Hanger	C	-1.89	1.10	LIFE	Life Technologies	B	1.22	1.10
2009-03-02	NKE	Nike	D	-2.90	0.60					
2009-03-02	GS	Goldman Sachs	D	-2.92	1.10					

Date	Ticker	Name	R	SM	W (%)	Ticker	Name	R	SM	W (%)
2009-03-02	RGS	Regis Corp	D	-2.94	0.10					
2009-03-02	KG	King Pharmaceuticals	D	-2.90	0.10	AET	Aetna	B	1.20	0.10
2009-03-02	LNCR	Lincare Holdings	D	-2.90	0.10					
2009-03-02	AMMD	American Medical System	D	-2.91	0.00					
2009-03-02	KEG	Key Energy Services	D	-2.98	0.00					
2009-03-02	ICON	Iconix Brand	D	-2.90	0.40					
2009-03-02	HBI	Hanesbrands	D	-2.97	0.00					
2009-03-02	XEC	Cimarex Energy	D	-2.96	0.10					
2009-03-02	JOE	The St. Joe	D	-2.93	0.40					
2009-03-02	EIX	Edison International	D	-2.92	0.20					
2009-03-02	ACN	Accenture Cl A	D	-2.89	0.50	GR	Goodrich	B	1.20	0.50
2009-03-02	JPM	Jpmorgan Chase	D	-2.93	1.50					
2009-03-02	MIR	Mirant Corp	D	-2.96	0.20					
2009-03-02	EP	El Paso Corporation	D	-2.95	0.10					
2009-03-02	BRK.A	Berkshire Hathaway	D	-2.91	1.50					
2009-03-02	STJ	St Jude Medical Inc	D	-2.89	0.20	MIL	Millipore	B	1.19	0.20
2009-03-02	MA	Mastercard	D	-2.92	0.10					
2009-03-02	PICO	Pico	D	-2.93	0.30					
2009-03-02	MTH	Meritage Homes	D	-2.94	0.10					
2009-03-02	COST	Costco Wholesale	D	-2.91	0.30					
2009-03-02	WFR	SunEdison	D	-2.98	0.20					
2009-03-02	FTR	Frontier Communications	D	-2.91	0.00					
2009-03-02	AXS	Axis Capital	D	-2.90	0.40					
2009-03-02	WAT	Waters	D	-2.92	0.20					
2009-03-02	C	Citigroup	D	-2.99	0.10					
2009-03-02	THS	Treehouse Foods	C	-1.86	0.10	VLO	Valero Energy	B	1.20	0.10
2009-03-02	XOM	Exxon Mobil	D	-2.87	3.30	NBL	Noble Energy	B	1.20	3.30
2009-03-02	HON	Honeywell International	D	-2.93	0.10					
2009-03-02	COV	Covidien	D	-2.91	0.90					
2009-03-02	STZ	Constellation Brands	D	-2.91	0.50					
2009-03-02	MEE	Massey Energy Corp	D	-2.98	0.10					
2009-03-02	WLTGQ	Walter Energy	D	-2.97	0.20					
2009-03-02	CE	Celanese	D	-2.97	0.00					
2009-03-02	CVX	Chevron	D	-2.91	2.20					
2009-03-02	ASML	Asml	D	-2.92	0.40					
2009-03-02	HPQ	Hp	D	-2.90	1.70	NVDA	Nvidia	B	1.21	1.70
2009-03-02	AP- PCQ	American Apparel	D	-2.97	0.00					
2009-03-02	WRC	Warnaco Group	D	-2.94	0.60					
2009-03-02	IBI	Interline Brands	D	-2.95	0.10					
2009-03-02	GLG	GLG Partners	D	-2.98	0.70					
2009-03-02	SOA	Solutia	D	-2.98	0.00					
2009-03-02	XNPT	XenoPort	D	-2.93	0.30					
2009-03-02	BKC	Burger King Holdings	D	-2.88	0.10	NEE	Nextera Energy	B	1.20	0.10
2009-04-01	APOL	Apollo Educat Grp	C	-1.88	0.40	JWN	Nordstrom	B	1.37	0.40
2009-04-01	GME	Gamestop Corp New	D	-2.93	0.40					
2009-04-01	MET	Metlife	D	-2.94	0.20					
2009-04-01	RAI	Reynolds American	D	-2.91	0.10					
2009-04-01	SNY	Sanofi Adr	D	-2.90	0.30					
2009-04-01	RAH	Ralcorp Holdings	D	-2.87	0.50	TSN	Tyson Foods	B	1.37	0.50
2009-04-01	BLT	Bhp Billiton	D	-2.90	0.30	CIEN	Ciena	B	1.27	0.30
2009-04-01	APA	Apache	D	-2.92	0.60					
2009-04-01	CQB	Chiquita Brands	D	-2.93	0.00					
2009-04-01	BAX	Baxter International	D	-2.88	0.40	MYL	Mylan N.V.	A	2.39	0.40
2009-04-01	BK	Bank Of New York Mellon	D	-2.91	0.20					
2009-04-01	101	Hang Lung Properties	D	-2.91	0.20					
2009-04-01	CA	Ca	D	-2.89	0.60	JAVA	Sun Microsystems	B	1.47	0.60

Date	Ticker	Name	R	SM	W (%)	Ticker	Name	R	SM	W (%)
2009-04-01	CB	Chubb Corp	D	-2.86	0.40	CME	Cme	B	1.25	0.40
2009-04-01	CELG	Celgene	D	-2.92	0.00					
2009-04-01	CM-CSA	Comcast	D	-2.90	0.20	WFM	Whole Foods Market	B	1.36	0.20
2009-04-01	8574	Promise Co	D	-2.93	0.30					
2009-04-01	RYN	Rayonier	D	-2.90	0.20	MCO	Moody's	B	1.23	0.20
2009-04-01	CRS	Carpenter Technology	D	-2.97	0.30					
2009-04-01	NYX	NYSE Euronext	D	-2.97	0.00					
2009-04-01	CVS	Cvs Health	D	-2.89	0.40	ANF	Abercrombie & Fitch	B	1.29	0.40
2009-04-01	DELL	Dell	D	-2.94	0.60					
2009-04-01	XTO	XTO Energy Inc	D	-2.87	0.10	TSO	Tesoro	B	1.33	0.10
2009-04-01	DIS	Walt Disney	D	-2.91	0.80					
2009-04-01	RIG	Transocean	D	-2.94	0.40					
2009-04-01	GE	General Electric	D	-2.96	1.30					
2009-04-01	STT	State Street	D	-2.93	0.10					
2009-04-01	HCBK	Hudson City Bancorp	D	-2.90	0.10					
2009-04-01	BECN	Beacon Roofing Supply	C	-1.87	0.30	IPG	Interpublic Group Of Companies	B	1.28	0.30
2009-04-01	HAS	Hasbro	D	-2.90	0.40	DHI	D.r. Horton	B	1.28	0.40
2009-04-01	PTEN	Patterson-uti Energy	D	-2.96	0.20					
2009-04-01	HP	Helmerich & Payne	D	-2.95	0.30					
2009-04-01	HRB	H.& R.block	D	-2.87	0.20	BIG	Big Lots	B	1.27	0.20
2009-04-01	SHOO	Steven Madden	D	-2.89	0.40	HRL	Hormel Foods	B	1.21	0.40
2009-04-01	LLL	L3 Technologies	D	-2.89	0.40	CVG	Convergys	B	1.34	0.40
2009-04-01	JNJ	Johnson & Johnson	D	-2.88	0.20	UNH	Unitedhealth	A	2.21	0.20
2009-04-01	KO	Coca-cola	D	-2.89	0.40	CAG	Conagra Brands	B	1.20	0.40
2009-04-01	NCR	Ncr	D	-2.95	0.10					
2009-04-01	KR	Kroger	D	-2.88	1.10	MDP	Meredith	B	1.27	1.10
2009-04-01	LOW	Lowe's Companies	D	-2.87	0.30	SVU	Supervalu	B	1.27	0.30
2009-04-01	NOK	Nokia Adr	D	-2.95	0.10					
2009-04-01	MAN	Manpower Rg	D	-2.92	0.10					
2009-04-01	MCD	Mcdonald's	D	-2.86	1.30	EXPE	Expedia	B	1.26	1.30
2009-04-01	MDT	Medtronic	D	-2.91	0.20					
2009-04-01	MRK	Merck & Co	D	-2.93	1.40					
2009-04-01	MSFT	Microsoft	D	-2.90	1.20	MU	Micron Technology	B	1.41	1.20
2009-04-01	PSA	Public Storage	D	-2.91	0.20					
2009-04-01	NAFC	Nash Finch Co	C	-1.90	0.10	BBBY	Bed Bath & Beyond	B	1.23	0.10
2009-04-01	NOC	Northrop Grumman	D	-2.91	0.80					
2009-04-01	NSC	Norfolk Southern	D	-2.92	1.10					
2009-04-01	NUE	Nucor	D	-2.92	0.10					
2009-04-01	OXY	Occidental Petroleum	D	-2.90	0.70					
2009-04-01	COP	Conocophillips	D	-2.93	1.30					
2009-04-01	CB	Chubb	D	-2.90	0.30	MA	Mastercard	B	1.22	0.30
2009-04-01	PFE	Pfizer	D	-2.88	1.50	AMGN	Amgen	A	2.20	1.50
2009-04-01	PG	Procter & Gamble	D	-2.89	0.50	HSY	The Hershey	B	1.19	0.50
2009-04-01	EPD	Enterprise Products Partners	D	-2.89	0.20	NBL	Noble Energy	B	1.28	0.20
2009-04-01	PNC	Pnc Financial Services	D	-2.94	0.20					
2009-04-01	R	Ryder System	D	-2.94	0.10					
2009-04-01	RBC	Regal Beloit	D	-2.89	0.10	MWV	MeadWestvaco	B	1.26	0.10
2009-04-01	RL	Ralph Lauren	D	-2.91	0.50					
2009-04-01	PBR	Petroleo Brasileiro Sa - Petrobras Adr	D	-2.93	0.00					
2009-04-01	RTN	Raytheon	D	-2.90	0.60					
2009-04-01	T	At&t	D	-2.89	1.30	QWST	Qwest Communications	B	1.29	1.30
2009-04-01	SHW	Sherwin-williams	D	-2.86	0.10	BLL	Ball	B	1.26	0.10
2009-04-01	SWN	Southwestern Energy	D	-2.85	0.30	NOV	National Oilwell Varco	B	1.27	0.30
2009-04-01	SWY	Safeway Inc	D	-2.89	0.20	SPLS	Staples	B	1.22	0.20
2009-04-01	UNM	Unum	D	-2.92	0.00					
2009-04-01	UNP	Union Pacific	D	-2.92	0.70					
2009-04-01	ESND	Essendant	D	-2.90	0.30	APH	Amphenol	B	1.26	0.30
2009-04-01	UTX	United Technologies	D	-2.90	0.70					

Date	Ticker	Name	R	SM	W (%)	Ticker	Name	R	SM	W (%)
2009-04-01	WFC	Wells Fargo	D	-2.94	0.80					
2009-04-01	WHR	Whirlpool	D	-2.94	0.10					
2009-04-01	WMT	Wal-mart Stores	D	-2.86	2.30	WAG	Walgreens Boots Alliance	B	1.21	2.30
2009-04-01	PTP	Platinum Underwriters Holdings	D	-2.87	0.50	PBCT	People's United Financial	B	1.18	0.50
2009-04-01	XRX	Xerox	D	-2.96	0.10					
2009-04-01	BBD.B	Bombardier	D	-2.94	0.10					
2009-04-01	BLX	Boralex	D	-2.95	0.00					
2009-04-01	BJ	BJ's Wholesale Club	D	-2.88	0.10	SYX	Sysco	B	1.19	0.10
2009-04-01	JNPR	Juniper Networks	D	-2.90	0.10					
2009-04-01	JNS	Janus Capital	D	-2.96	0.10					
2009-04-01	BBT	Bb&t	D	-2.93	0.20					
2009-04-01	AZN	Astrazeneca Adr	D	-2.88	0.40	AGN	Allergan	B	1.27	0.40
2009-04-01	NBR	Nabors Industries	D	-2.97	0.20					
2009-04-01	AIZ	Assurant	D	-2.95	0.00					
2009-04-01	ESRX	Express Scripts	D	-2.90	0.60	LIFE	Life Technologies	B	1.25	0.60
2009-04-01	LMT	Lockheed Martin	D	-2.91	0.10					
2009-04-01	ETR	Entergy	D	-2.91	0.10					
2009-04-01	PCL	Plum Creek Timber Co	D	-2.91	0.40					
2009-04-01	AES	Aes	D	-2.95	0.10					
2009-04-01	CSCO	Cisco Systems	D	-2.89	2.30	SNDK	Sandisk Corp	B	1.39	2.30
2009-04-01	PTV	Pactiv Corp	D	-2.90	0.00					
2009-04-01	EBAY	Ebay	D	-2.93	0.50					
2009-04-01	L	Loews	D	-2.93	0.50					
2009-04-01	BJS	BJ Services Co	D	-2.95	0.10					
2009-04-01	SKX	Skechers Usa	D	-2.95	0.40					
2009-04-01	HNGR	Hanger	C	-1.89	0.90	STJ	St Jude Medical Inc	B	1.24	0.90
2009-04-01	NKE	Nike	D	-2.88	0.60	LO	Lorillard	B	1.19	0.60
2009-04-01	MRO	Marathon Oil	D	-2.92	0.30					
2009-04-01	RGS	Regis Corp	D	-2.92	0.20					
2009-04-01	KG	King Pharmaceuticals	D	-2.90	0.10	AET	Aetna	B	1.23	0.10
2009-04-01	LNCR	Lincare Holdings	D	-2.89	0.10	BIIB	Biogen	B	1.22	0.10
2009-04-01	KEG	Key Energy Services	D	-2.97	0.00					
2009-04-01	ICON	Iconix Brand	D	-2.89	0.40	MKC	Mccormick	B	1.17	0.40
2009-04-01	XEC	Cimarex Energy	D	-2.96	0.00					
2009-04-01	JPM	Jpmorgan Chase	D	-2.91	1.40					
2009-04-01	BRK.A	Berkshire Hathaway	D	-2.90	1.60					
2009-04-01	COST	Costco Wholesale	D	-2.90	0.20	ROH	Rohm & Haas	A	2.29	0.20
2009-04-01	AXS	Axis Capital	D	-2.89	0.40	PNW	Pinnacle West Capital	A	2.16	0.40
2009-04-01	WAT	Waters	D	-2.91	0.00					
2009-04-01	C	Citigroup	D	-2.98	0.10					
2009-04-01	XOM	Exxon Mobil	D	-2.86	2.90	EQT	Eqst	B	1.23	2.90
2009-04-01	HON	Honeywell International	D	-2.92	0.10					
2009-04-01	COV	Covidien	D	-2.90	0.90					
2009-04-01	VZ	Verizon Communications	D	-2.85	1.80	CTL	Centurylink	B	1.22	1.80
2009-04-01	STZ	Constellation Brands	D	-2.91	0.40					
2009-04-01	PM	Philip Morris International	D	-2.89	0.30	CF	Cf Industries	B	1.31	0.30
2009-04-01	VOD	Vodafone	D	-2.86	1.90	BTU	Peabody Energy Corp	B	1.27	1.90
2009-04-01	CVX	Chevron	D	-2.89	2.30	RRC	Range Resources	B	1.22	2.30
2009-04-01	HPQ	Hp	D	-2.88	1.70	AKAM	Akamai Technologies	B	1.36	1.70
2009-04-01	CACI	Caci International	D	-2.87	0.30	GLW	Corning	B	1.30	0.30
2009-04-01	MRH	Montpelier Re Holdings	D	-2.87	0.30	CCE	Coca-Cola Enterprises	B	1.29	0.30
2009-04-01	IBI	Interline Brands	D	-2.95	0.10					
2009-04-01	GLG	GLG Partners	D	-2.83	0.90	NVDA	Nvidia	B	1.29	0.90
2009-04-01	XNPT	XenoPort	D	-2.94	0.10					
2009-04-01	BKC	Burger King Holdings	D	-2.87	0.10	AMD	Advanced Micro Devices	B	1.28	0.10
2009-05-01	CBL	Cbl & Associates Properties	D	-2.96	0.30					

Date	Ticker	Name	R	SM	W (%)	Ticker	Name	R	SM	W (%)
2009-05-01	AMB	Prologis	D	-2.95	0.10					
2009-05-01	GME	Gamestop Corp New	D	-2.92	0.30					
2009-05-01	MET	Metlife	D	-2.93	0.20					
2009-05-01	ADM	Archer Daniels Midland	C	-1.85	0.00	F	Ford Motor	A	2.75	0.00
2009-05-01	SNY	Sanofi Adr	D	-2.90	0.30					
2009-05-01	RAH	Ralcorp Holdings	D	-2.86	0.50	DHI	D.r. Horton	A	2.35	0.50
2009-05-01	APA	Apache	D	-2.91	0.60					
2009-05-01	BAC	Bank Of America	D	-2.96	0.90					
2009-05-01	CQB	Chiquita Brands	D	-2.90	0.00	GT	Goodyear Tire & Rubber	B	1.54	0.00
2009-05-01	BAX	Baxter International	D	-2.89	0.20	MYL	Mylan N.V.	A	2.38	0.20
2009-05-01	CA	Ca	D	-2.89	0.30	JAVA	Sun Microsystems	A	2.54	0.30
2009-05-01	CB	Chubb Corp	D	-2.87	0.20	IRM	Iron Mountain	A	2.28	0.20
2009-05-01	CELG	Celgene	D	-2.91	0.00					
2009-05-01	ADS	Alliance Data Systems	D	-2.89	0.50	BLL	Ball	A	2.23	0.50
2009-05-01	CM- CSA	Comcast	D	-2.88	0.20	WFM	Whole Foods Market	A	2.43	0.20
2009-05-01	8574	Promise Co	D	-2.94	0.20					
2009-05-01	CRS	Carpenter Technology	D	-2.96	0.30					
2009-05-01	XTO	XTO Energy Inc	D	-2.85	0.10	DNR	Denbury Resources	A	2.50	0.10
2009-05-01	DIS	Walt Disney	D	-2.89	0.30	WAG	Walgreens Boots Alliance	A	2.25	0.30
2009-05-01	DOW	Dow Chemical	D	-2.93	0.70					
2009-05-01	SPG	Simon Property	D	-2.92	0.50					
2009-05-01	MT	Arcelormittal	D	-2.96	0.50					
2009-05-01	K	Kinross Gold	C	-1.87	0.60	CCE	Coca-Cola Enterprises	A	2.37	0.60
2009-05-01	GE	General Electric	D	-2.94	0.50					
2009-05-01	STT	State Street	D	-2.92	0.10					
2009-05-01	HCBK	Hudson City Bancorp	D	-2.90	0.10					
2009-05-01	HAS	Hasbro	D	-2.89	0.30	TSN	Tyson Foods	B	1.40	0.30
2009-05-01	HUM	Humana	D	-2.89	0.10	LIFE	Life Technologies	A	2.29	0.10
2009-05-01	LLL	L3 Technologies	D	-2.82	0.40	OI	Owens Illinois Rg	B	1.42	0.40
2009-05-01	JNJ	Johnson & Johnson	D	-2.88	0.20	AGN	Allergan	A	2.25	0.20
2009-05-01	KLAC	Kla-tencor	D	-2.90	0.10					
2009-05-01	NCR	Ncr	D	-2.94	0.20					
2009-05-01	KR	Kroger	D	-2.88	0.50	SPLS	Staples	A	2.25	0.50
2009-05-01	NOK	Nokia Adr	D	-2.94	0.40					
2009-05-01	MRK	Merck & Co	D	-2.93	0.70					
2009-05-01	PSA	Public Storage	D	-2.89	0.20	MA	Mastercard	A	2.24	0.20
2009-05-01	NAFC	Nash Finch Co	D	-2.90	0.10	JWN	Nordstrom	B	1.48	0.10
2009-05-01	NOC	Northrop Grumman	D	-2.90	0.80					
2009-05-01	NSC	Norfolk Southern	D	-2.92	0.70					
2009-05-01	OXY	Occidental Petroleum	D	-2.90	0.60					
2009-05-01	COP	Conocophillips	D	-2.93	0.70					
2009-05-01	PEG	Public Service Enterprise	D	-2.84	0.60	NEE	Nextera Energy	A	2.25	0.60
2009-05-01	PFE	Pfizer	D	-2.88	1.30	WYE	Wyeth	A	2.24	1.30
2009-05-01	PG	Procter & Gamble	D	-2.89	0.10	NWL	Newell Brands	B	1.40	0.10
2009-05-01	PNC	Pnc Financial Services	D	-2.92	0.50					
2009-05-01	R	Ryder System	D	-2.94	0.10					
2009-05-01	RTN	Raytheon	D	-2.89	0.60	JBL	Jabil Circuit	B	1.42	0.60
2009-05-01	T	At&t	D	-2.89	0.40	QWST	Qwest Communications	A	2.31	0.40
2009-05-01	SUN	Sunoco	D	-2.90	0.00					
2009-05-01	SWY	Safeway Inc	D	-2.90	0.10					
2009-05-01	TMO	Thermo Fisher Scientific	D	-2.84	0.60	AMGN	Amgen	A	2.20	0.60
2009-05-01	TXT	Textron	D	-2.98	0.10					
2009-05-01	UNM	Unum	D	-2.89	0.00	PBCT	People's United Financial	A	2.15	0.00
2009-05-01	UTX	United Technologies	D	-2.89	0.70	CVG	Convergys	B	1.42	0.70
2009-05-01	VNO	Vornado Realty Trust	D	-2.93	0.00					

Date	Ticker	Name	R	SM	W (%)	Ticker	Name	R	SM	W (%)
2009-05-01	WFC	Wells Fargo	D	-2.92	1.10					
2009-05-01	WHR	Whirlpool	D	-2.92	0.10					
2009-05-01	WMT	Wal-mart Stores	D	-2.87	1.90	EXPE	Expedia	B	1.41	1.90
		Platinum								
2009-05-01	PTP	Underwriters	D	-2.87	0.40	ETFC	Etrade Financial	B	1.44	0.40
		Holdings								
2009-05-01	X	United States Steel	D	-2.98	0.10					
2009-05-01	XRX	Xerox	D	-2.94	0.00					
2009-05-01	BBD.B	Bombardier	D	-2.93	0.10					
2009-05-01	BBT	Bb&t	D	-2.90	0.20					
2009-05-01	AZN	Astrazeneca Adr	D	-2.88	0.30	BIIB	Biogen	A	2.20	0.30
2009-05-01	AIZ	Assurant	D	-2.94	0.00					
2009-05-01	LMT	Lockheed Martin	D	-2.89	0.10	TEL	TE Connectivity	B	1.40	0.10
2009-05-01	ETR	Entergy	D	-2.91	0.20					
2009-05-01	AES	Aes	D	-2.94	0.20					
2009-05-01	LDOS	Leidos	D	-2.85	0.10	MU	Micron Technology	A	2.48	0.10
2009-05-01	L	Loews	D	-2.92	0.50					
2009-05-01	SKX	Skechers Usa	D	-2.92	0.50					
2009-05-01	HNGR	Hanger	D	-2.89	0.90	DGX	Quest Diagnostics	A	2.19	0.90
						IPG	Interpublic Group Of Companies	B	1.40	0.30
2009-05-01	RGS	Regis Corp	D	-2.90	0.30					
		King				THC	Tenet Healthcare	B	1.44	0.10
2009-05-01	KG	Pharmaceuticals	D	-2.87	0.10					
2009-05-01	LNCR	Lincare Holdings	D	-2.88	0.10	ISRG	Intuitive Surgical	B	1.28	0.10
2009-05-01	KEG	Key Energy	D	-2.96	0.00					
2009-05-01	KEG	Services								
2009-05-01	XEC	Cimarex Energy	D	-2.94	0.10					
2009-05-01	ZURN	Zurich Insurance	D	-2.89	0.10	CTSH	Cognizant Technology Solutions	A	2.28	0.10
						AMP	Ameriprise Financial	B	1.36	0.40
2009-05-01	BRK.A	Berkshire	D	-2.90	0.40					
		Hathaway				FD	Macy's	B	1.40	0.20
2009-05-01	MCK	Mckesson	D	-2.86	0.20					
2009-05-01	COST	Costco Wholesale	D	-2.89	0.20	MDP	Meredith	B	1.39	0.20
2009-05-01	AXS	Axis Capital	D	-2.89	0.40	MCO	Moody's	B	1.31	0.40
2009-05-01	FTO	Frontier Oil	D	-2.86	0.20	NBL	Noble Energy	A	2.30	0.20
2009-05-01	C	Citigroup	D	-2.98	0.30					
2009-05-01	XOM	Exxon Mobil	D	-2.86	1.00	PXD	Pioneer Natural Resources	B	1.34	1.00
2009-05-01	HON	Honeywell	D	-2.92	0.70					
		International								
2009-05-01	COV	Covidien	D	-2.90	0.70					
2009-05-01	STZ	Constellation	D	-2.92	0.30					
		Brands								
2009-05-01	PM	Philip Morris	D	-2.89	0.20	KBH	Kb Home	B	1.36	0.20
		International								
2009-05-01	EXC	Exelon	D	-2.86	0.10	NI	Nisource	B	1.24	0.10
2009-05-01	MEE	Massey Energy	D	-2.97	0.10					
		Corp								
2009-05-01	FDP	Fresh Del Monte	D	-2.91	0.30					
		Produce								
2009-05-01	LVS	Las Vegas Sands	D	-2.99	0.10					
2009-05-01	CVX	Chevron	D	-2.89	2.00	NOV	National Oilwell Varco	B	1.29	2.00
2009-05-01	HPQ	Hp	D	-2.87	1.70	AKAM	Akamai Technologies	A	2.40	1.70
2009-05-01	CACI	Caci International	D	-2.86	0.30	NVDA	Nvidia	A	2.33	0.30
2009-05-01	MRH	Montpelier Re	D	-2.87	0.20	TROW	T Rowe Price	B	1.30	0.20
		Holdings								
2009-05-01	GLG	GLG Partners	D	-2.83	0.80	WY	Weyerhaeuser	B	1.30	0.80
2009-05-01	XNPT	XenoPort	D	-2.95	0.00					
2009-05-01	BHGE	Baker Hughes, A	D	-2.93	0.10					
		Ge								
2009-06-01	RAH	Ralcorp Holdings	D	-2.86	0.40	F	Ford Motor	A	2.81	0.40
2009-06-01	CQB	Chiquita Brands	D	-2.88	0.00	GT	Goodyear Tire & Rubber	A	2.58	0.00
2009-06-01	CA	Ca	D	-2.89	0.20	JAVA	Sun Microsystems	A	2.54	0.20
2009-06-01	CB	Chubb Corp	D	-2.87	0.20	GNW	Genworth Financial	A	3.00	0.20
2009-06-01	CELG	Celgene	D	-2.91	0.00					
2009-06-01	8574	Promise Co	D	-2.94	0.20					
2009-06-01	K	Kinross Gold	C	-1.85	0.70	SNDK	Sandisk Corp	A	2.50	0.70
2009-06-01	HAS	Hasbro	D	-2.89	0.30	TSN	Tyson Foods	A	2.50	0.30
2009-06-01	HUM	Humana	D	-2.88	0.10	CI	Cigna	A	2.44	0.10
2009-06-01	JNJ	Johnson & Johnson	D	-2.87	0.10	MYL	Mylan N.V.	A	2.39	0.10

Date	Ticker	Name	R	SM	W (%)	Ticker	Name	R	SM	W (%)
2009-06-01	NCR	Ncr	D	-2.93	0.20					
2009-06-01	KR	Kroger	D	-2.87	0.50	JWN	Nordstrom	A	2.48	0.50
2009-06-01	MRK	Merck & Co	D	-2.92	0.60					
2009-06-01	NAFC	Nash Finch Co	D	-2.89	0.10	EXPE	Expedia	A	2.48	0.10
2009-06-01	NSC	Norfolk Southern	D	-2.91	0.70					
2009-06-01	COP	Conocophillips	D	-2.92	0.80					
2009-06-01	PFE	Pfizer	D	-2.87	1.30	CVH	Coventry Health Care	A	2.38	1.30
2009-06-01	R	Ryder System	D	-2.93	0.10					
2009-06-01	EPC	Edgewell Personal Care	D	-2.90	0.10	HAR	Harman Ind Inc	A	2.35	0.10
2009-06-01	RTN	Raytheon	D	-2.89	0.60	OI	Owens Illinois Rg	A	2.50	0.60
2009-06-01	T	At&t	D	-2.90	0.30	CTL	Centurylink	A	2.20	0.30
2009-06-01	SUN	Sunoco	D	-2.89	0.00	DNR	Denbury Resources	A	2.54	0.00
2009-06-01	WMT	Wal-mart Stores	D	-2.87	1.80	HOT	Strw Htl Res Wrlwd	A	2.46	1.80
2009-06-01	PTP	Platinum Underwriters Holdings	D	-2.87	0.40	PRU	Prudential Financial	A	2.58	0.40
2009-06-01	XRX	Xerox	D	-2.93	0.00					
2009-06-01	ETR	Entergy	D	-2.90	0.20	NEE	Nextera Energy	A	2.26	0.20
2009-06-01	LNCR	Lincare Holdings	D	-2.89	0.10	LIFE	Life Technologies	A	2.31	0.10
2009-06-01	GILD	Gilead Sciences	D	-2.86	0.40	WYE	Wyeth	A	2.25	0.40
2009-06-01	ABX	Barrick Gold	C	-1.86	0.60	AKS	Ak Steel	A	2.49	0.60
2009-06-01	MCK	Mckesson	D	-2.84	0.20	MDP	Meredith	A	2.43	0.20
2009-06-01	AXS	Axis Capital	D	-2.89	0.20	AMP	Ameriprise Financial	A	2.42	0.20
2009-06-01	C	Citigroup	D	-2.97	0.20					
2009-06-01	XOM	Exxon Mobil	D	-2.86	0.70	PXD	Pioneer Natural Resources	A	2.41	0.70
2009-06-01	COV	Covidien	D	-2.89	0.80	CCE	Coca-Cola Enterprises	A	2.37	0.80
2009-06-01	STZ	Constellation Brands	D	-2.91	0.30					
2009-06-01	EXC	Exelon	D	-2.86	0.10	DYNIQ	Dynegy	B	1.37	0.10
2009-06-01	FDP	Fresh Del Monte Produce	D	-2.89	0.40	PBG	Pepsi Bottling	A	2.34	0.40
2009-06-01	CVX	Chevron	D	-2.89	1.30	NOV	National Oilwell Varco	A	2.37	1.30
2009-06-01	HPQ	Hp	D	-2.87	1.50	MU	Micron Technology	A	2.52	1.50
2009-06-01	MRH	Montpelier Re Holdings	D	-2.86	0.20	CME	Cme	A	2.35	0.20
2009-06-01	RF	Regions Financial	D	-2.96	0.20					
2009-07-01	BCR	C R Bard	D	-2.86	0.30	THC	Tenet Healthcare	A	2.53	0.30
2009-07-01	CB	Chubb Corp	D	-2.87	0.20	PRU	Prudential Financial	A	2.55	0.20
2009-07-01	8574	Promise Co	D	-2.94	0.20					
2009-07-01	FDO	Family Dollar Stores	C	-1.86	0.30	EXPE	Expedia	A	2.43	0.30
2009-07-01	K	Kinross Gold	C	-1.86	0.70	IP	International Paper	A	2.62	0.70
2009-07-01	HAS	Hasbro	D	-2.90	0.30	F	Ford Motor	A	2.78	0.30
2009-07-01	HUM	Humana	D	-2.88	0.10	CI	Cigna	A	2.46	0.10
2009-07-01	JNJ	Johnson & Johnson	D	-2.87	0.10	CVH	Coventry Health Care	A	2.40	0.10
2009-07-01	KEY	Keycorp	D	-2.91	0.20					
2009-07-01	NAFC	Nash Finch Co	D	-2.90	0.10					
2009-07-01	PCG	Pg&e	C	-1.83	0.50	DYNIQ	Dynegy	A	2.37	0.50
2009-07-01	RTN	Raytheon	D	-2.89	0.60	OI	Owens Illinois Rg	A	2.50	0.60
2009-07-01	T	At&t	D	-2.90	0.20	CTL	Centurylink	A	2.20	0.20
2009-07-01	SUN	Sunoco	D	-2.92	0.00					
2009-07-01	TXT	Textron	D	-2.86	0.10	MAS	Masco	A	2.43	0.10
2009-07-01	VMC	Vulcan Materials Co	D	-2.90	0.00					
2009-07-01	WMT	Wal-mart Stores	D	-2.84	1.80	JWN	Nordstrom	A	2.43	1.80
2009-07-01	PTP	Platinum Underwriters Holdings	D	-2.84	0.40	PFG	Principal Financial	A	2.54	0.40
2009-07-01	ABX	Barrick Gold	C	-1.87	0.60	AKS	Ak Steel	A	2.61	0.60
2009-07-01	AEM	Agnico Eagle Mines	C	-1.86	1.20	JAVA	Sun Microsystems	A	2.54	1.20
2009-07-01	PICO	Pico	C	-1.83	0.40	HST	Host Hotels & Resorts	A	2.40	0.40

Date	Ticker	Name	R	SM	W (%)	Ticker	Name	R	SM	W (%)
2009-07-01	FDP	Fresh Del Monte Produce	D	-2.89	0.40	GT	Goodyear Tire & Rubber	A	2.54	0.40
2009-07-01	VOD	Vodafone	D	-2.85	0.90	MU	Micron Technology	A	2.51	0.90
2009-07-01	RF	Regions Financial	D	-2.96	0.10					
2009-08-03	BCR	C R Bard	D	-2.86	0.20	THC	Tenet Healthcare	A	2.78	0.20
2009-08-03	BK	Bank Of New York Mellon	C	-1.84	0.10	PFG	Principal Financial	A	2.72	0.10
2009-08-03	MITI	Micromet	C	-1.86	0.10	CI	Cigna	A	2.53	0.10
2009-08-03	8574	Promise Co	D	-2.95	0.20					
2009-08-03	EXPD	Expeditors International Of Washington	C	-1.84	0.20	MAS	Masco	A	2.63	0.20
2009-08-03	FDO	Family Dollar Stores	C	-1.85	0.30	JWN	Nordstrom	A	2.59	0.30
2009-08-03	K	Kinross Gold	C	-1.86	0.70	GT	Goodyear Tire & Rubber	A	2.85	0.70
2009-08-03	HD	The Home Depot	C	-1.83	0.10	EXPE	Expedia	A	2.59	0.10
2009-08-03	JNJ	Johnson & Johnson	D	-2.86	0.10	CVH	Coventry Health Care	A	2.47	0.10
2009-08-03	KEY	Keycorp	D	-2.88	0.20	PRU	Prudential Financial	A	2.68	0.20
2009-08-03	NAFC	Nash Finch Co	D	-2.89	0.10	WYNN	Wynn Resorts	A	2.58	0.10
2009-08-03	NOC	Northrop Grumman	D	-2.84	0.10	OI	Owens Illinois Rg	A	2.59	0.10
2009-08-03	PNC	Pnc Financial Services	D	-2.88	0.40	COF	Capital One Financial	A	2.63	0.40
2009-08-03	RTN	Raytheon	D	-2.88	0.60	JBL	Jabil Circuit	A	2.50	0.60
2009-08-03	SUN	Sunoco	D	-2.91	0.00					
2009-08-03	VFC	Vf	C	-1.82	0.40	F	Ford Motor	A	3.00	0.40
2009-08-03	WMT	Wal-mart Stores	D	-2.84	1.70	WFM	Whole Foods Market	A	2.50	1.70
2009-08-03	PACR	Pacer International	D	-2.98	0.00					
2009-08-03	RGS	Regis Corp	C	-1.88	0.30	CBS	Cbs	A	2.48	0.30
2009-08-03	AEM	Agnico Eagle Mines	C	-1.86	1.30	IP	International Paper	A	2.78	1.30
2009-08-03	PICO	Pico	C	-1.84	0.40	HST	Host Hotels & Resorts	A	2.45	0.40
2009-08-03	RF	Regions Financial	D	-2.95	0.10					
2009-09-01	ECA	Encana	C	-1.85	0.30	F	Ford Motor	A	2.96	0.30
2009-09-01	BK	Bank Of New York Mellon	C	-1.84	0.10	HIG	The Hartford Financial Services	A	2.97	0.10
2009-09-01	8574	Promise Co	D	-2.96	0.20					
2009-09-01	COMS	3Com Corp	C	-1.87	0.00	MU	Micron Technology	A	2.69	0.00
2009-09-01	FLIR	Flir Systems	D	-2.85	0.20	MAS	Masco	A	2.62	0.20
2009-09-01	FDO	Family Dollar Stores	C	-1.85	0.20	EXPE	Expedia	A	2.61	0.20
2009-09-01	KEY	Keycorp	D	-2.89	0.20	0R01	Citigroup	A	2.74	0.20
2009-09-01	KR	Kroger	D	-2.84	0.50	JWN	Nordstrom	A	2.59	0.50
2009-09-01	NEM	Newmont Mining	C	-1.86	0.40	IP	International Paper	A	2.89	0.40
2009-09-01	NCM	Newcrest Mining	C	-1.86	0.40	GT	Goodyear Tire & Rubber	A	2.75	0.40
2009-09-01	RTN	Raytheon	D	-2.88	0.10	JBL	Jabil Circuit	A	2.58	0.10
2009-09-01	SUN	Sunoco	D	-2.91	0.00					
2009-09-01	LMT	Lockheed Martin	D	-2.85	0.10	RDD	R.r.donnelley&sons	A	2.51	0.10
2009-09-01	S	Sprint Nextel	C	-1.89	0.20	CTL	Centurylink	A	2.21	0.20
2009-09-01	IMGN	Immunogen	C	-1.88	0.00	THC	Tenet Healthcare	A	2.81	0.00
2009-09-01	PACR	Pacer International	D	-2.98	0.10					
2009-09-01	RGS	Regis Corp	C	-1.86	0.30	WFM	Whole Foods Market	A	2.57	0.30
2009-09-01	ABX	Barrick Gold	C	-1.83	0.60	PFG	Principal Financial	A	2.74	0.60
2009-09-01	WFR	SunEdison	C	-1.88	0.20	JAVA	Sun Microsystems	A	2.54	0.20
2009-09-01	FTO	Frontier Oil	D	-2.88	0.10	DNR	Denbury Resources	A	2.43	0.10
2009-09-01	XOM	Exxon Mobil	D	-2.85	0.60	PXD	Pioneer Natural Resources	A	2.39	0.60
2009-09-01	ACS	Affiliated Computer	D	-2.85	0.30	SNDK	Sandisk Corp	A	2.53	0.30
2009-10-01	GENZ	Genzyme General	D	-2.87	0.10	THC	Tenet Healthcare	A	3.00	0.10
2009-10-01	KEY	Keycorp	D	-2.89	0.20	HIG	The Hartford Financial Services	A	3.00	0.20
2009-10-01	KR	Kroger	D	-2.85	0.20	WYNN	Wynn Resorts	A	2.71	0.20
2009-10-01	NEM	Newmont Mining	C	-1.86	0.70	IP	International Paper	A	2.87	0.70

Date	Ticker	Name	R	SM	W (%)	Ticker	Name	R	SM	W (%)
2009-10-01	SUN	Sunoco	D	-2.90	0.00					
2009-10-01	S	Sprint Nextel	C	-1.89	0.20	FTR	Frontier Communications	A	2.23	0.20
2009-10-01	RGS	Regis Corp	C	-1.87	0.30	EXPE	Expedia	A	2.64	0.30
2009-10-01	WFR	SunEdison	C	-1.88	0.10	MU	Micron Technology	A	2.74	0.10
2009-10-01	XOM	Exxon Mobil	D	-2.85	0.50	PXD	Pioneer Natural Resources	A	2.48	0.50
2009-11-02	AMGN	Amgen	C	-1.86	0.20	THC	Tenet Healthcare	A	2.98	0.20
2009-11-02	BECN	Beacon Roofing Supply	C	-1.86	0.30	JWN	Nordstrom	A	2.69	0.30
2009-11-02	KEY	Keycorp	D	-2.90	0.10	HIG	The Hartford Financial Services	A	3.00	0.10
2009-11-02	PEG	Public Service Enterprise	C	-1.85	0.50	AES	Aes	A	2.45	0.50
2009-11-02	S	Sprint Nextel	C	-1.91	0.20	FTR	Frontier Communications	A	2.22	0.20
2009-11-02	IMGN	Immunogen	C	-1.87	0.00	CI	Cigna	A	2.53	0.00
2009-11-02	PACR	Pacer International	D	-2.89	0.00	RRD	R.r.donnelley&sons	A	2.61	0.00
2009-11-02	GILD	Gilead Sciences	D	-2.85	0.40	ISRG	Intuitive Surgical	A	2.48	0.40
2009-11-02	ICON	Iconix Brand	C	-1.89	0.60	F	Ford Motor	A	3.00	0.60
2009-11-02	BG	Bunge	C	-1.87	0.80	HAR	Harman Ind Inc	A	2.65	0.80
2009-11-02	WFR	SunEdison	C	-1.90	0.10	SNDK	Sandisk Corp	A	2.65	0.10
2009-11-02	CAR	Avis Budget	C	-1.90	0.30	WFM	Whole Foods Market	A	2.66	0.30
2009-11-02	ONXX	Onyx Pharmaceuticals	C	-1.88	0.00	MYL	Mylan N.V.	A	2.47	0.00
2009-11-02	GLG	GLG Partners	C	-1.90	0.90	SCN	Prologis	A	2.84	0.90
2009-11-02	2020	Anta Sports Products	C	-1.87	0.10	IP	International Paper	A	2.92	0.10
2009-11-02	FUQI	Fuqi International	C	-1.89	0.00	GT	Goodyear Tire & Rubber	A	2.61	0.00
2009-12-01	RAH	Ralcorp Holdings	D	-2.85	0.50	F	Ford Motor	A	3.00	0.50
2009-12-01	AMGN	Amgen	C	-1.85	0.20	THC	Tenet Healthcare	A	2.88	0.20
2009-12-01	BK	Bank Of New York Mellon	C	-1.85	0.10	FITB	Fifth Third Bancorp	A	3.00	0.10
2009-12-01	GMCR	Keurig Green Mountain	C	-1.87	0.30	GT	Goodyear Tire & Rubber	A	2.67	0.30
2009-12-01	K	Kinross Gold	C	-1.85	0.10	PCLN	The Priceline	A	2.76	0.10
2009-12-01	GENZ	Genzyme General	D	-2.85	0.10	CI	Cigna	A	2.63	0.10
2009-12-01	KEY	Keycorp	D	-2.89	0.10	HIG	The Hartford Financial Services	A	3.00	0.10
2009-12-01	NUE	Nucor	C	-1.86	0.10	IP	International Paper	A	3.00	0.10
2009-12-01	PEG	Public Service Enterprise	C	-1.84	0.50	AES	Aes	A	2.45	0.50
2009-12-01	PHM	Pultegroup	D	-2.88	0.10	HAR	Harman Ind Inc	A	2.66	0.10
2009-12-01	EPC	Edgewell Personal Care	C	-1.86	0.10	NWL	Newell Brands	A	2.55	0.10
2009-12-01	BSX	Boston Scientific	C	-1.88	0.10	ISRG	Intuitive Surgical	A	2.56	0.10
2009-12-01	S	Sprint Nextel	C	-1.89	0.30	FTR	Frontier Communications	A	2.25	0.30
2009-12-01	IMGN	Immunogen	C	-1.84	0.00	MYL	Mylan N.V.	A	2.53	0.00
2009-12-01	MTN	Mtn	C	-1.85	0.30	JWN	Nordstrom	A	2.73	0.30
2009-12-01	ICON	Iconix Brand	C	-1.89	0.60	BDK	Black & Decker	A	2.50	0.60
2009-12-01	JOE	The St. Joe	C	-1.88	0.40	SCN	Prologis	A	2.98	0.40
2009-12-01	BG	Bunge	C	-1.85	0.90	TSN	Tyson Foods	A	2.46	0.90
2009-12-01	MTH	Meritage Homes	C	-1.87	0.10	EL	Estee Lauder Companies	A	2.41	0.10
2009-12-01	WFR	SunEdison	C	-1.90	0.10	MU	Micron Technology	A	2.77	0.10
2009-12-01	ONXX	Onyx Pharmaceuticals	C	-1.86	0.00	CVH	Coventry Health Care	A	2.47	0.00
2009-12-01	GLG	GLG Partners	C	-1.89	1.00	PRU	Prudential Financial	A	2.73	1.00
2009-12-01	2020	Anta Sports Products	C	-1.84	0.10	PFG	Principal Financial	A	2.72	0.10
2009-12-01	FUQI	Fuqi International	C	-1.89	0.00	PBG	Pepsi Bottling	A	2.39	0.00
2010-01-01	BB	Blackberry	C	-1.87	0.20	AN	Autonation	A	2.76	0.20
2010-01-01	BK	Bank Of New York Mellon	C	-1.85	0.10	FITB	Fifth Third Bancorp	A	3.00	0.10
2010-01-01	DELL	Dell	C	-1.86	0.70	MU	Micron Technology	A	3.00	0.70
2010-01-01	K	Kinross Gold	D	-2.87	0.10	CBS	Cbs	A	2.76	0.10
2010-01-01	GENZ	Genzyme General	D	-2.86	0.10	THC	Tenet Healthcare	A	3.00	0.10
2010-01-01	KEY	Keycorp	D	-2.90	0.10	SCN	Prologis	A	3.00	0.10
2010-01-01	KR	Kroger	D	-2.86	0.20	JWN	Nordstrom	A	2.80	0.20

Date	Ticker	Name	R	SM	W (%)	Ticker	Name	R	SM	W (%)
2010-01-01	ALTH	Allos Therapeutics	D	-2.87	0.00	CI	Cigna	A	2.67	0.00
2010-01-01	NUE	Nucor	C	-1.84	0.10	IP	International Paper	A	3.00	0.10
2010-01-01	PHM	Pultegroup	D	-2.87	0.10	F	Ford Motor	A	3.00	0.10
2010-01-01	EPC	Edgewell Personal Care	C	-1.85	0.10	WHR	Whirlpool	A	2.69	0.10
2010-01-01	NTES	Netease Adr	C	-1.87	0.70	SNDK	Sandisk Corp	A	2.91	0.70
2010-01-01	BSX	Boston Scientific	C	-1.87	0.10	ISRG	Intuitive Surgical	A	2.59	0.10
2010-01-01	S	Sprint Nextel	C	-1.89	0.30	FTR	Frontier Communications	A	2.24	0.30
2010-01-01	MTN	Mtn	C	-1.85	0.30	EXPE	Expedia	A	2.71	0.30
2010-01-01	AEM	Agnico Eagle Mines	C	-1.88	1.20	AKS	Ak Steel	A	2.68	1.20
2010-01-01	ICON	Iconix Brand	C	-1.88	0.60	GT	Goodyear Tire & Rubber	A	2.67	0.60
2010-01-01	JOE	The St. Joe	C	-1.86	0.40	HIG	The Hartford Financial Services	A	3.00	0.40
2010-01-01	BG	Bunge	C	-1.85	0.90	HAR	Harman Ind Inc	A	2.62	0.90
2010-01-01	MTH	Meritage Homes	C	-1.87	0.10	NWL	Newell Brands	A	2.55	0.10
2010-01-01	WFR	SunEdison	D	-2.89	0.10	AMD	Advanced Micro Devices	A	2.90	0.10
2010-01-01	WL	Wilmington Tr	D	-2.87	0.10	PCLN	The Priceline	A	2.77	0.10
2010-01-01	GLG	GLG Partners	C	-1.88	1.10	PRU	Prudential Financial	A	2.73	1.10
2010-01-01	FUQI	Fuqi International	C	-1.91	0.00	BDK	Black & Decker	A	2.53	0.00
2010-02-01	SU	Suncor Energy	C	-1.86	0.10	AKS	Ak Steel	A	2.69	0.10
2010-02-01	HA	Hawaiian	C	-1.89	0.00	JWN	Nordstrom	A	2.75	0.00
2010-02-01	101	Hang Lung Properties	C	-1.86	0.40	ISRG	Intuitive Surgical	A	2.64	0.40
2010-02-01	3389	Hengdeli	C	-1.85	0.10	HAR	Harman Ind Inc	A	2.64	0.10
2010-02-01	ORN	Orion	C	-1.87	0.10	MAS	Masco	A	2.64	0.10
2010-02-01	DELL	Dell	C	-1.87	0.70	MU	Micron Technology	A	2.90	0.70
2010-02-01	K	Kinross Gold	D	-2.88	0.10	CI	Cigna	A	2.64	0.10
2010-02-01	MS	Morgan Stanley	C	-1.87	1.60	HIG	The Hartford Financial Services	A	3.00	1.60
2010-02-01	EVR	Evercore Partners	C	-1.86	0.10	SCN	Prologis	A	2.95	0.10
2010-02-01	CB	Chubb	C	-1.85	0.30	PRU	Prudential Financial	A	2.76	0.30
2010-02-01	EPC	Edgewell Personal Care	C	-1.86	0.10	F	Ford Motor	A	3.00	0.10
2010-02-01	NTES	Netease Adr	C	-1.88	0.70	SNDK	Sandisk Corp	A	2.82	0.70
2010-02-01	JNS	Janus Capital	C	-1.87	0.30	AFL	Aflac	A	2.71	0.30
2010-02-01	HK	Petrohawk Energy	C	-1.86	0.10	PXD	Pioneer Natural Resources	A	2.63	0.10
2010-02-01	BSX	Boston Scientific	C	-1.88	0.10	THC	Tenet Healthcare	A	3.00	0.10
2010-02-01	S	Sprint Nextel	C	-1.90	0.20	FTR	Frontier Communications	A	2.24	0.20
2010-02-01	RGS	Regis Corp	C	-1.84	0.20	PCLN	The Priceline	A	2.72	0.20
2010-02-01	CTRP	Ctrip.com	C	-1.86	0.90	CBS	Cbs	A	2.72	0.90
2010-02-01	AEM	Agnico Eagle Mines	D	-2.87	1.20	JDSU	JDS Uniphase Corporation	A	2.62	1.20
2010-02-01	ICON	Iconix Brand	C	-1.88	0.70	WHR	Whirlpool	A	2.65	0.70
2010-02-01	VMED	Virgin Media Inc.	C	-1.86	0.30	WYNN	Wynn Resorts	A	2.71	0.30
2010-02-01	JPM	Jpmorgan Chase	C	-1.86	2.40	PFG	Principal Financial	A	2.66	2.40
2010-02-01	PICO	Pico	C	-1.85	0.40	OR01	Citigroup	A	2.55	0.40
2010-02-01	WFR	SunEdison	D	-2.90	0.10	AMD	Advanced Micro Devices	A	2.74	0.10
2010-02-01	FTO	Frontier Oil	D	-2.87	0.10	FTI	Fmc Technologies	A	2.45	0.10
2010-02-01	RRC	Range Resources	C	-1.87	0.20	DNR	Denbury Resources	A	2.42	0.20
2010-02-01	DDMX	Dynamex	C	-1.87	0.10	RRD	R.r.donnelleys&sons	A	2.60	0.10
2010-02-01	OPC	OPTI Canada	C	-1.88	0.20	EXPE	Expedia	A	2.61	0.20
2010-02-01	GLG	GLG Partners	C	-1.89	1.10	HST	Host Hotels & Resorts	A	2.54	1.10
2010-02-01	FUQI	Fuqi International	C	-1.91	0.00	GT	Goodyear Tire & Rubber	A	2.64	0.00
2010-03-01	SU	Suncor Energy	C	-1.87	0.10	JWN	Nordstrom	A	2.80	0.10
2010-03-01	APD	Air Products & Chemicals	C	-1.86	0.10	CLF	Cliffs Natural Resources	A	2.82	0.10
2010-03-01	PAAS	Pan American Silver	C	-1.87	0.10	AMD	Advanced Micro Devices	A	2.76	0.10
2010-03-01	AU	Anglogold Ashanti Adr	C	-1.87	0.40	AKS	Ak Steel	A	2.71	0.40
2010-03-01	CQB	Chiquita Brands	C	-1.87	0.10	F	Ford Motor	A	3.00	0.10

Date	Ticker	Name	R	SM	W (%)	Ticker	Name	R	SM	W (%)
2010-03-01	101	Hang Lung Properties	C	-1.85	0.50	WFM	Whole Foods Market	A	2.74	0.50
2010-03-01	3389	Hengdeli	C	-1.84	0.10	CBS	Cbs	A	2.72	0.10
2010-03-01	ADS	Alliance Data Systems	C	-1.86	0.60	MAS	Masco	A	2.63	0.60
2010-03-01	AIXA	Aixtron	C	-1.85	0.00	WYNN	Wynn Resorts	A	2.72	0.00
2010-03-01	ORN	Orion	C	-1.88	0.10	RRD	R.r.donnelley&sons	A	2.60	0.10
2010-03-01	DELL	Dell	C	-1.87	0.70	SNDK	Sandisk Corp	A	3.00	0.70
2010-03-01	K	Kinross Gold	D	-2.87	0.10	ISRG	Intuitive Surgical	A	2.70	0.10
2010-03-01	MS	Morgan Stanley	C	-1.87	1.40	HIG	The Hartford Financial Services	A	3.00	1.40
2010-03-01	EVR	Evercore Partners	C	-1.85	0.10	SCN	Prologis	A	2.94	0.10
2010-03-01	SSRM	Ssr Mining	C	-1.88	0.30	HOT	Strw Htl Res	A	2.68	0.30
2010-03-01	NCM	Newcrest Mining	C	-1.86	0.80	CI	Cigna	A	2.65	0.80
2010-03-01	EPC	Edgewell Personal Care	C	-1.86	0.10	HAR	Harman Ind Inc	A	2.77	0.10
2010-03-01	PBR	Petroleo Brasileiro Sa - Petrobras Adr	C	-1.86	0.00	PXD	Pioneer Natural Resources	A	2.65	0.00
2010-03-01	NTES	Netease Adr	C	-1.86	0.80	JDSU	JDS Uniphase Corporation	A	2.85	0.80
2010-03-01	JNS	Janus Capital	C	-1.86	0.30	PRU	Prudential Financial	A	2.79	0.30
2010-03-01	HK	Petrohawk Energy	C	-1.87	0.10	FTI	Fmc Technologies	A	2.47	0.10
2010-03-01	S	Sprint Nextel	D	-2.90	0.20	FTR	Frontier Communications	A	2.24	0.20
2010-03-01	IMGN	Immunogen	C	-1.87	0.00	THC	Tenet Healthcare	A	2.98	0.00
2010-03-01	RGS	Regis Corp	C	-1.83	0.20	PCLN	The Priceline	A	2.84	0.20
2010-03-01	ABX	Barrick Gold	C	-1.87	1.20	EXPE	Expedia	A	2.64	1.20
2010-03-01	AEM	Agnico Eagle Mines	D	-2.87	1.30	MYL	Mylan N.V.	A	2.62	1.30
2010-03-01	ICON	Iconix Brand	C	-1.88	0.70	WHR	Whirlpool	A	2.74	0.70
2010-03-01	GOLD	Randgold Resources Adr	C	-1.86	0.60	EMN	Eastman Chemical	A	2.56	0.60
2010-03-01	PICO	Pico	C	-1.84	0.40	AFL	Aflac	A	2.73	0.40
2010-03-01	WFR	SunEdison	D	-2.90	0.10					
2010-03-01	FTO	Frontier Oil	D	-2.87	0.10	CAM	Cameron International Corp.	A	2.41	0.10
2010-03-01	VZ	Verizon Communications	C	-1.86	0.10	CTL	Centurylink	A	2.23	0.10
2010-03-01	STZ	Constellation Brands	C	-1.85	0.40	TSN	Tyson Foods	A	2.65	0.40
2010-03-01	DDMX	Dynamex	C	-1.86	0.10	CMI	Cummins	A	2.55	0.10
2010-03-01	OPC	OPTI Canada	C	-1.88	0.20	BDK	Black & Decker	A	2.62	0.20
2010-03-01	GLG	GLG Partners	C	-1.90	1.00	PFG	Principal Financial	A	2.66	1.00
2010-03-01	2020	Anta Sports Products	C	-1.84	0.10	RHT	Red Hat	A	2.60	0.10
2010-03-01	FUQI	Fuqi International	C	-1.90	0.00	GT	Goodyear Tire & Rubber	A	2.63	0.00
2010-04-01	DVN	Devon Energy	C	-1.86	0.10	PXD	Pioneer Natural Resources	A	2.81	0.10
2010-04-01	SU	Suncor Energy	D	-2.86	0.40	SCN	Prologis	A	2.98	0.40
2010-04-01	PAAS	Pan American Silver	C	-1.86	0.10	JDSU	JDS Uniphase Corporation	A	2.95	0.10
2010-04-01	AU	Anglogold Ashanti Adr	C	-1.86	0.50	CLF	Cliffs Natural Resources	A	3.00	0.50
2010-04-01	CQB	Chiquita Brands	C	-1.86	0.10	HAR	Harman Ind Inc	A	2.84	0.10
2010-04-01	ORN	Orion	C	-1.88	0.10	MAS	Masco	A	2.72	0.10
2010-04-01	PTEN	Patterson-uti Energy	C	-1.87	0.30	FTI	Fmc Technologies	A	2.54	0.30
2010-04-01	HP	Helmerich & Payne	C	-1.87	0.30	CAM	Cameron International Corp.	A	2.44	0.30
2010-04-01	MS	Morgan Stanley	C	-1.86	1.40	FITB	Fifth Third Bancorp	A	3.00	1.40
2010-04-01	SSRM	Ssr Mining	D	-2.88	0.30	PCLN	The Priceline	A	2.91	0.30
2010-04-01	NCM	Newcrest Mining	C	-1.86	0.80	PRU	Prudential Financial	A	2.90	0.80
2010-04-01	PFE	Pfizer	C	-1.86	0.10	THC	Tenet Healthcare	A	3.00	0.10
2010-04-01	SWN	Southwestern Energy	C	-1.87	0.50	WMB	Williams Companies	A	2.40	0.50
2010-04-01	NTES	Netease Adr	C	-1.87	0.40	SNDK	Sandisk Corp	A	3.00	0.40
2010-04-01	HK	Petrohawk Energy	D	-2.87	0.10	SII	Smith International	A	2.38	0.10

Date	Ticker	Name	R	SM	W (%)	Ticker	Name	R	SM	W (%)
2010-04-01	NBR	Nabors Industries	C	-1.88	0.40	HAL	Halliburton	A	2.38	0.40
2010-04-01	IMGN	Immunogen	C	-1.85	0.00	CI	Cigna	A	2.70	0.00
2010-04-01	CNX	Consol Energy	C	-1.87	0.20	AKS	Ak Steel	A	2.74	0.20
2010-04-01	ABX	Barrick Gold	C	-1.87	1.10	JWN	Nordstrom	A	2.89	1.10
2010-04-01	AEM	Agnico Eagle Mines	D	-2.87	1.10	AMD	Advanced Micro Devices	A	2.87	1.10
2010-04-01	GOLD	Randgold Resources Adr	C	-1.85	0.60	TIE	Titanium Metals	A	2.68	0.60
2010-04-01	848	Maoye International	C	-1.86	0.10	WYNN	Wynn Resorts	A	2.84	0.10
2010-04-01	RRC	Range Resources	C	-1.85	0.20	NBL	Noble Energy	A	2.38	0.20
2010-04-01	STZ	Constellation Brands	C	-1.84	0.40	WHR	Whirlpool	A	2.75	0.40
2010-04-01	GLG	GLG Partners	C	-1.89	1.00	HIG	The Hartford Financial Services	A	3.00	1.00
2010-05-03	SNY	Sanofi Adr	C	-1.86	0.60	THC	Tenet Healthcare	A	3.00	0.60
2010-05-03	DVN	Devon Energy	C	-1.85	0.10	PXD	Pioneer Natural Resources	A	2.91	0.10
2010-05-03	SU	Suncor Energy	D	-2.84	0.40	HIG	The Hartford Financial Services	A	3.00	0.40
2010-05-03	AU	Anglogold Ashanti Adr	C	-1.85	0.50	CLF	Cliffs Natural Resources	A	2.82	0.50
2010-05-03	CQB	Chiquita Brands	C	-1.86	0.10	WHR	Whirlpool	A	2.96	0.10
2010-05-03	ORN	Orion	C	-1.87	0.10	MAS	Masco	A	2.76	0.10
2010-05-03	FCX	Freeport-mcmoran	C	-1.86	0.60	TIE	Titanium Metals	A	2.63	0.60
2010-05-03	MT	Arcelormittal	C	-1.87	0.30	EMN	Eastman Chemical	A	2.62	0.30
2010-05-03	PTEN	Patterson-uti Energy	C	-1.86	0.30	FTI	Fmc Technologies	A	2.56	0.30
2010-05-03	HP	Helmerich & Payne	C	-1.86	0.40	SII	Smith International	A	2.42	0.40
2010-05-03	SSRM	Ssr Mining	D	-2.87	0.40	SCN	Prologis	A	3.00	0.40
2010-05-03	NCM	Newcrest Mining	C	-1.86	0.80	WYNN	Wynn Resorts	A	2.99	0.80
2010-05-03	PFE	Pfizer	C	-1.86	0.10	ISRG	Intuitive Surgical	A	2.73	0.10
2010-05-03	SWN	Southwestern Energy	C	-1.87	0.50	EOG	Eog Resources	A	2.42	0.50
2010-05-03	NTES	Netease Adr	C	-1.88	0.40	JDSU	JDS Uniphase Corporation	A	3.00	0.40
2010-05-03	HK	Petrohawk Energy	D	-2.84	0.10	WMB	Williams Companies Cameron	A	2.41	0.10
2010-05-03	NBR	Nabors Industries	C	-1.87	0.40	CAM	International Corp.	A	2.41	0.40
2010-05-03	YRI	Yamana Gold	D	-2.88	0.40	HOT	Strw Htl Res Wrlwd	A	2.98	0.40
2010-05-03	KG	King Pharmaceuticals	C	-1.88	0.30	MYL	Mylan N.V.	A	2.64	0.30
2010-05-03	CNX	Consol Energy	C	-1.87	0.10	ATI	Allegheny Technologies	A	2.58	0.10
2010-05-03	SNX	Synnex	C	-1.86	0.20	SNDK	Sandisk Corp	A	3.00	0.20
2010-05-03	GOLD	Randgold Resources Adr	C	-1.84	0.60	X	United States Steel	A	2.54	0.60
2010-05-03	RRC	Range Resources	C	-1.84	0.20	NBL	Noble Energy	A	2.39	0.20
2010-05-03	VZ	Verizon Communications	D	-2.84	0.10	CTL	Centurylink	A	2.22	0.10
2010-05-03	MEE	Massey Energy Corp	C	-1.89	0.80	PPG	Ppg Industries	A	2.42	0.80
2010-05-03	MHS	Medco Health Solutions	C	-1.85	0.80	CVH	Coventry Health Care	A	2.48	0.80
2010-05-03	GLG	GLG Partners	C	-1.87	1.20	FITB	Fifth Third Bancorp	A	3.00	1.20
2010-05-03	3818	China Dongxiang	C	-1.85	0.20	PCLN	The Priceline	A	2.95	0.20
2010-05-03	ARNC	Arconic	C	-1.87	0.10	DD	E.i. Du Pont De Nemours	A	2.41	0.10
2010-06-01	SNY	Sanofi Adr	C	-1.88	0.50	THC	Tenet Healthcare	A	2.87	0.50
2010-06-01	DVN	Devon Energy	C	-1.87	0.10	PXD	Pioneer Natural Resources	A	2.85	0.10
2010-06-01	SU	Suncor Energy	D	-2.85	0.40	SCN	Prologis	A	2.79	0.40
2010-06-01	HA	Hawaiian	C	-1.86	0.10	WYNN	Wynn Resorts	A	2.88	0.10
2010-06-01	CQB	Chiquita Brands	C	-1.90	0.00	WHR	Whirlpool	A	2.85	0.00
2010-06-01	ORN	Orion	D	-2.90	0.10	MAS	Masco	A	2.57	0.10
2010-06-01	ALTE	Alterra Capital Holdings	C	-1.88	0.10	FITB	Fifth Third Bancorp	A	3.00	0.10
2010-06-01	FCX	Freeport-mcmoran	C	-1.87	0.40	TIE	Titanium Metals	A	2.69	0.40
2010-06-01	PTEN	Patterson-uti Energy	C	-1.88	0.30	FTI	Fmc Technologies	A	2.40	0.30

Date	Ticker	Name	R	SM	W (%)	Ticker	Name	R	SM	W (%)
2010-06-01	HP	Helmerich & Payne	C	-1.88	0.40	EOG	Eog Resources	A	2.37	0.40
2010-06-01	SSRM	Ssr Mining	D	-2.88	0.40	CBS	Cbs	A	2.76	0.40
2010-06-01	NCM	Newcrest Mining	C	-1.86	0.80	AMD	Advanced Micro Devices	A	2.75	0.80
2010-06-01	PFE	Pfizer	C	-1.88	0.10	MYL	Mylan N.V.	A	2.55	0.10
2010-06-01	SWN	Southwestern Energy	D	-2.88	0.50	WMB	Williams Companies	A	2.32	0.50
2010-06-01	CF	Cf Industries	C	-1.90	0.10	ATI	Allegheny Technologies	A	2.56	0.10
2010-06-01	WMT	Wal-mart Stores	C	-1.85	0.50	JWN	Nordstrom	A	2.84	0.50
2010-06-01	NTES	Netease Adr	D	-2.89	0.40	SNDK	Sandisk Corp	A	3.00	0.40
2010-06-01	NBR	Nabors Industries	C	-1.88	0.40	CAM	Cameron International Corp.	A	2.32	0.40
2010-06-01	UNH	Unitedhealth	C	-1.86	0.10	MIL	Millipore	A	2.40	0.10
2010-06-01	CNX	Consol Energy	C	-1.90	0.10	EMN	Eastman Chemical	A	2.54	0.10
2010-06-01	SNX	Synnex	C	-1.87	0.20	JDSU	JDS Uniphase Corporation	A	2.81	0.20
2010-06-01	AGT	Agt Food And Ingredients	C	-1.84	0.20	PFG	Principal Financial	A	2.75	0.20
2010-06-01	BRK.A	Berkshire Hathaway	C	-1.86	0.30	HIG	The Hartford Financial Services	A	3.00	0.30
2010-06-01	RICK	Rci Hospitality	C	-1.90	0.00	WFM	Whole Foods Market	A	2.80	0.00
2010-06-01	RRC	Range Resources	C	-1.86	0.20	SII	Smith International	A	2.30	0.20
2010-06-01	S	Sherritt International	C	-1.88	0.20	HST	Host Hotels & Resorts	A	2.69	0.20
2010-06-01	VZ	Verizon Communications	D	-2.86	0.10	PCS	T-Mobile US Inc.	A	2.26	0.10
2010-06-01	MEE	Massey Energy Corp	C	-1.91	0.50	X	United States Steel	A	2.43	0.50
2010-06-01	MHS	Medco Health Solutions	C	-1.86	0.90	ESRX	Express Scripts Holding	A	2.38	0.90
2010-06-01	HUN	Huntsman	C	-1.89	0.20	PPG	Ppg Industries	A	2.37	0.20
2010-06-01	BUCY	Bucyrus International	C	-1.89	0.50	RRD	R.r.donnelley&sons	A	2.55	0.50
2010-06-01	WYN	Wyndham Worldwide	C	-1.86	1.00	HOT	Strw Htl Res Wrlwd	A	2.79	1.00
2010-06-01	3818	China Dongxiang	C	-1.86	0.20	AIV	Apartment Investment & Management	A	2.69	0.20
2010-06-01	ARNC	Arconic	C	-1.89	0.10	DD	E.i. Du Pont De Nemours	A	2.36	0.10
2010-07-01	SNY	Sanofi Adr	D	-2.88	0.60	THC	Tenet Healthcare	A	2.80	0.60
2010-07-01	RAH	Ralcorp Holdings	C	-1.87	0.50	TSN	Tyson Foods	A	2.62	0.50
2010-07-01	FLWS	1-800-flowers.com	C	-1.89	0.10	WYNN	Wynn Resorts	A	2.82	0.10
2010-07-01	AMGN	Amgen	D	-2.86	0.40	MIL	Millipore	A	2.40	0.40
2010-07-01	DVN	Devon Energy	C	-1.87	0.10	PXD	Pioneer Natural Resources	A	2.81	0.10
2010-07-01	SU	Suncor Energy	D	-2.85	0.40	AFL	Aflac	A	2.63	0.40
2010-07-01	HA	Hawaiian	C	-1.89	0.00	WFM	Whole Foods Market	A	2.72	0.00
2010-07-01	TD	The Toronto-dominion Bank	C	-1.85	0.60	TER	Teradyne	A	2.54	0.60
2010-07-01	CQB	Chiquita Brands	C	-1.89	0.10	NWL	Newell Brands	A	2.53	0.10
2010-07-01	BK	Bank Of New York Mellon	C	-1.87	0.10	FITB	Fifth Third Bancorp	A	3.00	0.10
2010-07-01	MITI	Micromet	C	-1.88	0.10	ESRX	Express Scripts Holding	A	2.35	0.10
2010-07-01	FSIN	Fushi Copperweld	C	-1.90	0.10	MAS	Masco	A	2.49	0.10
2010-07-01	ORN	Orion	D	-2.91	0.10					
2010-07-01	ALTE	Alterra Capital Holdings	C	-1.87	0.10	HIG	The Hartford Financial Services	A	3.00	0.10
2010-07-01	GYMB	Gymboree Corp	C	-1.87	0.40	JWN	Nordstrom	A	2.70	0.40
2010-07-01	JEF	Jefferies	C	-1.89	0.30	SCN	Prologis	A	2.75	0.30
2010-07-01	FCX	Freeport-memoran	C	-1.89	0.30	TIE	Titanium Metals	A	2.71	0.30
2010-07-01	JBL	Jabil Circuit	C	-1.88	0.10	RRD	R.r.donnelley&sons	A	2.49	0.10
2010-07-01	K	Kinross Gold	D	-2.88	0.60	WDC	Western Digital	A	2.52	0.60
2010-07-01	GE	General Electric	C	-1.88	0.10	MWV	MeadWestvaco	A	2.47	0.10
2010-07-01	PTEN	Patterson-uti Energy	C	-1.88	0.10	FTI	Fmc Technologies	A	2.44	0.10

Date	Ticker	Name	R	SM	W (%)	Ticker	Name	R	SM	W (%)
2010-07-01	HP	Helmerich & Payne	C	-1.87	0.40	EOG	Eog Resources	A	2.36	0.40
2010-07-01	ICO	International Coal Group	C	-1.89	0.30	EMN	Eastman Chemical	A	2.49	0.30
2010-07-01	LZB	La-z-boy	C	-1.92	0.10	HAR	Harman Ind Inc	A	2.53	0.10
2010-07-01	MYL	Mylan	C	-1.88	0.10	VAR	Varian Medical Systems	A	2.31	0.10
2010-07-01	NUE	Nucor	D	-2.87	0.10	ATI	Allegheny Technologies	A	2.49	0.10
2010-07-01	SSRM	Ssr Mining	D	-2.88	0.40	SPG	Simon Property	A	2.52	0.40
2010-07-01	PFE	Pfizer	C	-1.88	0.10	WAT	Waters	A	2.30	0.10
2010-07-01	PG	Procter & Gamble	C	-1.85	0.40	HOG	Harley-davidson	A	2.45	0.40
2010-07-01	PLL	Pall Corp	C	-1.86	0.40	ROK	Rockwell Automation	A	2.46	0.40
2010-07-01	CLS	Celestica	C	-1.87	0.20	CMA	Comerica	A	2.49	0.20
2010-07-01	OMC	Omnicom	C	-1.87	0.10	CBS	Cbs	A	2.69	0.10
2010-07-01	DGIT	Digital Generation	C	-1.88	0.40	CCE	Coca-Cola Enterprises	A	2.56	0.40
2010-07-01	SUG	Southern Union	C	-1.86	0.40	SII	Smith International	A	2.33	0.40
2010-07-01	UNM	Unum	C	-1.87	0.10	HST	Host Hotels & Resorts	A	2.66	0.10
2010-07-01	CF	Cf Industries	D	-2.90	0.10	PPG	Ppg Industries	A	2.36	0.10
2010-07-01	WMT	Wal-mart Stores	C	-1.86	0.50	DISCA	Discovery Communications	A	2.59	0.50
2010-07-01	JNS	Janus Capital	D	-2.90	0.20					
2010-07-01	NBR	Nabors Industries	C	-1.89	0.40	CAM	Cameron International Corp.	A	2.32	0.40
2010-07-01	INTC	Intel	C	-1.87	0.30	SNDK	Sandisk Corp	A	3.00	0.30
2010-07-01	CMP	Compass Minerals International	C	-1.85	0.40	DD	E.i. Du Pont De Nemours	A	2.36	0.40
2010-07-01	EBAY	Ebay	C	-1.88	0.30	EXPE	Expedia	A	2.52	0.30
2010-07-01	UNH	Unitedhealth	C	-1.87	0.10	PDCO	Patterson Companies	A	2.29	0.10
2010-07-01	CNX	Consol Energy	C	-1.90	0.10	FMC	Fmc	A	2.31	0.10
2010-07-01	SNX	Synnex	D	-2.87	0.20	JDSU	JDS Uniphase Corporation	A	2.73	0.20
2010-07-01	OI	Owens Illinois Rg	D	-2.89	0.20	PTV	Pactiv Corp	A	2.43	0.20
2010-07-01	MX	Methanex	C	-1.87	0.10	AMP	Ameriprise Financial	A	2.48	0.10
2010-07-01	AGT	Agt Food And Ingredients	C	-1.86	0.10	TMK	Torchmark	A	2.48	0.10
2010-07-01	FRM	Furmanite Corporation	C	-1.88	0.20	FLS	Flowserve	A	2.38	0.20
2010-07-01	BRK.A	Berkshire Hathaway	C	-1.84	0.30	PFG	Principal Financial	A	2.66	0.30
2010-07-01	GLBC	Global Crossing	C	-1.90	0.00	CRM	Salesforce.com	A	2.66	0.00
2010-07-01	PICO	Pico	C	-1.87	0.30	AIV	Apartment Investment & Management	A	2.65	0.30
2010-07-01	RAX	Rackspace Hosting	C	-1.87	0.20	RHT	Red Hat	A	2.62	0.20
2010-07-01	RICK	Rci Hospitality	C	-1.92	0.00	DRI	Darden Restaurants	A	2.48	0.00
2010-07-01	CTXS	Citrix Systems	C	-1.86	0.70	NTAP	Netapp	A	2.61	0.70
2010-07-01	RRC	Range Resources	C	-1.87	0.20	HAL	Halliburton	A	2.31	0.20
2010-07-01	C	Citigroup	C	-1.88	1.00	AXP	American Express	A	2.64	1.00
2010-07-01	S	Sherritt International	C	-1.89	0.20	MTB	M&t Bank	A	2.48	0.20
2010-07-01	XOM	Exxon Mobil	D	-2.88	2.20	NBL	Noble Energy	A	2.31	2.20
2010-07-01	VZ	Verizon Communications	D	-2.85	0.10	PCS	T-Mobile US Inc.	A	2.25	0.10
2010-07-01	EMS	Emergency Medical Services	C	-1.87	0.20	ZBH	Zimmer Biomet	A	2.28	0.20
2010-07-01	MEE	Massey Energy Corp	C	-1.92	0.50	IFF	International Flavors & Fragrances	A	2.28	0.50
2010-07-01	OTEX	Open Text	C	-1.87	0.50	DFS	Discover Financial Services	A	2.47	0.50
2010-07-01	532873	Housing Development & Infrastructure	D	-2.90	0.00	URBN	Urban Outfitters	A	2.46	0.00
2010-07-01	GMOD-ELOC	Grupo Modelo C	C	-1.86	0.10	IPG	Interpublic Group Of Companies	A	2.45	0.10

Date	Ticker	Name	R	SM	W (%)	Ticker	Name	R	SM	W (%)
2010-07-01	MHS	Medco Health Solutions	C	-1.86	0.70	SYK	Stryker	A	2.27	0.70
2010-07-01	HUN	Huntsman	C	-1.90	0.20	BTU	Peabody Energy Corp	A	2.26	0.20
2010-07-01	OPC	OPTI Canada	C	-1.88	0.10	TDC	Teradata	A	2.44	0.10
2010-07-01	BUCY	Bucyrus International	C	-1.89	0.70	A	Agilent Technologies	A	2.38	0.70
2010-07-01	WYN	Wyndham Worldwide	C	-1.88	0.80	MDP	Meredith	A	2.48	0.80
2010-07-01	3818	China Dongxiang	D	-2.86	0.20	VTR	Ventas	A	2.43	0.20
2010-07-01	ARNC	Arconic	C	-1.90	0.10	ECL	Ecolab	A	2.25	0.10
2010-08-02	ACXM	Acxiom	C	-1.87	0.40	WYNN	Wynn Resorts	A	2.97	0.40
2010-08-02	CVG	Convergys	D	-2.87	0.10	MWV	MeadWestvaco	A	2.51	0.10
2010-08-02	MET	Metlife	C	-1.85	0.70	HIG	The Hartford Financial Services	A	3.00	0.70
2010-08-02	SNY	Sanofi Adr	D	-2.88	0.50	ESRX	Express Scripts Holding	A	2.35	0.50
2010-08-02	RAH	Ralcorp Holdings	D	-2.86	0.50	TSN	Tyson Foods	A	2.67	0.50
2010-08-02	FLWS	1-800-flowers.com	D	-2.88	0.10	WFM	Whole Foods Market	A	2.79	0.10
2010-08-02	AMGN	Amgen	D	-2.85	0.40	VAR	Varian Medical Systems	A	2.33	0.40
2010-08-02	DVN	Devon Energy	C	-1.86	0.10	FTI	Fmc Technologies	A	2.53	0.10
2010-08-02	SU	Suncor Energy	D	-2.84	0.40	NI	Nisource	A	2.35	0.40
2010-08-02	APC	Anadarko Petroleum	D	-2.88	0.30	CAM	Cameron International Corp.	A	2.41	0.30
2010-08-02	HA	Hawaiian	D	-2.88	0.00	DISCA	Discovery Communications	A	2.64	0.00
2010-08-02	PAAS	Pan American Silver	C	-1.86	0.30	PSA	Public Storage	A	2.35	0.30
2010-08-02	TD	Toronto-dominion Bank	C	-1.84	0.60	PGR	Progressive	A	2.34	0.60
2010-08-02	BAC	Bank Of America	D	-2.88	0.90	SCN	Prologis	A	2.83	0.90
2010-08-02	CQB	Chiquita Brands	D	-2.87	0.10	HAR	Harman Ind Inc	A	2.57	0.10
2010-08-02	CHUX	OCharleys	D	-2.88	0.00	MAR	Marriott International	A	2.48	0.00
2010-08-02	BK	Bank Of New York Mellon	D	-2.87	0.10	AFL	Aflac	A	2.74	0.10
2010-08-02	MITI	Micromet	D	-2.87	0.10	ZBH	Zimmer Biomet	A	2.28	0.10
2010-08-02	CERN	Cerner	C	-1.86	0.50	CRM	Salesforce.com	A	2.77	0.50
2010-08-02	ADS	Alliance Data Systems	C	-1.87	0.40	PTV	Pactiv Corp	A	2.47	0.40
2010-08-02	FSIN	Fushi Copperweld	C	-1.88	0.10	DE	Deere	A	2.45	0.10
2010-08-02	ORN	Orion	D	-2.91	0.10	FLS	Flowserve	A	2.45	0.40
2010-08-02	CSL	Carlisle Cos	C	-1.86	0.40	HST	Host Hotels & Resorts	A	2.73	0.40
2010-08-02	COF	Capital One Financial	C	-1.85	0.40	SPG	Simon Property	A	2.60	0.10
2010-08-02	ALTE	Alterra Capital Holdings	D	-2.87	0.10	BIG	Big Lots	A	2.45	0.40
2010-08-02	GYMB	Gymboree Corp	C	-1.87	0.40	FDX	Fedex	A	2.41	0.60
2010-08-02	ESL	Esterline Technologies	C	-1.85	0.60	TIE	Titanium Metals	A	2.92	0.40
2010-08-02	FCX	Freeport-mcmoran	C	-1.86	0.40	APH	Amphenol	A	2.40	0.10
2010-08-02	JBL	Jabil Circuit	C	-1.86	0.10	TE	Teco Energy	A	2.33	0.50
2010-08-02	K	Kinross Gold	D	-2.89	0.50	BLL	Ball	A	2.35	0.10
2010-08-02	GE	General Electric	C	-1.86	0.10	NTAP	Netapp	A	2.71	0.20
2010-08-02	GLW	Corning	C	-1.85	0.20	SII	Smith International	A	2.38	0.20
2010-08-02	PTEN	Patterson-uti Energy	C	-1.85	0.20	HAL	Halliburton	A	2.38	0.10
2010-08-02	HP	Helmerich & Payne	C	-1.86	0.10	RHT	Red Hat	A	2.69	0.40
2010-08-02	ADSK	Autodesk	C	-1.85	0.40	EMR	Emerson Electric	A	2.34	0.10
2010-08-02	JEC	Jacobs Engineering	D	-2.87	0.10	DD	E.i. Du Pont De Nemours	A	2.43	0.30
2010-08-02	ICO	International Coal Group	C	-1.86	0.30	AMP	Ameriprise Financial	A	2.59	0.40
2010-08-02	LNC	Lincoln National	C	-1.87	0.40	MJN	Mead Johnson Nutrition	A	2.34	0.10
2010-08-02	LZB	La-z-boy	C	-1.90	0.10	MDT	Medtronic	A	2.26	0.10
2010-08-02	HSIC	Henry Schein	C	-1.86	0.10	SYK	Stryker	A	2.25	0.10
2010-08-02	MYL	Mylan	C	-1.87	0.10	QLGC	QLogic Corp	A	2.30	1.00
2010-08-02	NSC	Norfolk Southern	C	-1.84	1.00					

Date	Ticker	Name	R	SM	W (%)	Ticker	Name	R	SM	W (%)
2010-08-02	NUE	Nucor	D	-2.87	0.10	BTU	Peabody Energy Corp	A	2.32	0.10
2010-08-02	SSRM	Ssr Mining	D	-2.89	0.30	DTE	Dte Energy	A	2.33	0.30
2010-08-02	F	Ford Motor	C	-1.85	0.40	RAI	Reynolds American	A	2.30	0.40
2010-08-02	OXY	Occidental Petroleum	C	-1.85	1.30	NBL	Noble Energy	A	2.35	1.30
2010-08-02	COP	Conocophillips	C	-1.84	0.20	WMB	Williams Companies	A	2.34	0.20
2010-08-02	PFE	Pfizer	D	-2.87	0.10	GENZ	Genzyme General	A	2.24	0.10
2010-08-02	PG	Procter & Gamble	C	-1.84	0.30	BF.B	Brown-forman	A	2.29	0.30
2010-08-02	PHM	Pultegroup	D	-2.89	0.10	GPC	Genuine Parts	A	2.29	0.10
2010-08-02	PLL	Pall Corp	C	-1.84	0.50	GD	General Dynamics	A	2.29	0.50
2010-08-02	PVH	Pvh	C	-1.87	0.70	SJM	Jm Smucker	A	2.29	0.70
2010-08-02	CLS	Celestica	D	-2.87	0.20	XLNX	Xilinx	A	2.32	0.20
2010-08-02	RL	Ralph Lauren	C	-1.86	0.60	HRL	Hormel Foods	A	2.29	0.60
2010-08-02	OMC	Omnicom	C	-1.85	0.10	TWC	Time Warner Cable Inc.	A	2.44	0.10
2010-08-02	SIVB	Svb Financial	C	-1.86	0.30	DFS	Discover Financial Services	A	2.54	0.30
2010-08-02	SUG	Southern Union	C	-1.86	0.40	EP	El Paso Corporation	A	2.33	0.40
2010-08-02	TJX	Tjx Companies	C	-1.85	0.90	SHLD	Sears	A	2.39	0.90
2010-08-02	TMO	Thermo Fisher Scientific	C	-1.87	0.10	DVA	Davita	A	2.23	0.10
2010-08-02	TXT	Textron	C	-1.86	0.20	FAST	Fastenal	A	2.26	0.20
2010-08-02	UNM	Unum	C	-1.85	0.10	CMA	Comerica	A	2.53	0.10
2010-08-02	ESND	Essendant	C	-1.86	0.40	PCAR	Paccar	A	2.23	0.40
2010-08-02	VFC	Vf	C	-1.85	0.40	MO	Altria	A	2.26	0.40
2010-08-02	CF	Cf Industries	D	-2.87	0.20	ECL	Ecolab	A	2.27	0.20
2010-08-02	WMT	Wal-mart Stores	C	-1.85	0.50	ABC	Amerisourcebergen	A	2.37	0.50
2010-08-02	JNS	Janus Capital	D	-2.88	0.20	TMK	Torchmark	A	2.53	0.20
2010-08-02	NBR	Nabors Industries	C	-1.88	0.40	BHI	Baker Hughes	A	2.32	0.40
2010-08-02	CBG	Cbre	C	-1.84	0.70	MTB	M&t Bank	A	2.49	0.70
2010-08-02	INTC	Intel	C	-1.85	0.40	TDC	Teradata	A	2.48	0.40
2010-08-02	PCP	Precision Castparts	C	-1.85	0.70	EXPD	Expeditors International Of Washington	A	2.22	0.70
2010-08-02	ARCB	Arcbest	D	-2.88	0.20	SRCL	Stericycle	A	2.22	0.20
2010-08-02	CMP	Compass Minerals International	C	-1.85	0.30	ARG	Airgas Inc	A	2.26	0.30
2010-08-02	EBAY	Ebay	D	-2.87	0.30	YUM	Yum Brands	A	2.31	0.30
2010-08-02	FD	Macy's	C	-1.87	0.40	AZO	Autozone	A	2.30	0.40
2010-08-02	SKX	Shechers Usa	C	-1.86	0.10	KO	Coca-cola	A	2.25	0.10
2010-08-02	STEI	Stewart Enterprises A	C	-1.87	0.10	MCK	Mckesson	A	2.29	0.10
2010-08-02	UNH	Unitedhealth	C	-1.85	0.10	BIIB	Biogen	A	2.21	0.10
2010-08-02	LIFE	Life Technologies	C	-1.87	0.20	AET	Aetna	A	2.19	0.20
2010-08-02	CNX	Consol Energy	D	-2.89	0.10	AVY	Avery Dennison	A	2.25	0.10
2010-08-02	SNX	Synnex	D	-2.86	0.20	LXK	Lexmark Intl	A	2.44	0.20
2010-08-02	OI	Owens Illinois Rg	D	-2.88	0.20	ADP	Automatic Data Processing	A	2.21	0.20
2010-08-02	AEM	Agnico Eagle Mines	C	-1.86	0.80	INTU	Intuit	A	2.32	0.80
2010-08-02	MX	Methanex	C	-1.86	0.10	HPQ	Hewlett-Packard	A	2.31	0.10
2010-08-02	CEC	CEC Entertainmnt	C	-1.86	0.30	CM-CSA	Comcast	A	2.29	0.30
2010-08-02	FRM	Furmanite Corporation	C	-1.86	0.20	CHRW	C.h.robinson Worldwide	A	2.21	0.20
2010-08-02	VIAB	Viacom	C	-1.84	0.30	FDO	Family Dollar Stores	A	2.27	0.30
2010-08-02	BRK.A	Berkshire Hathaway	C	-1.84	0.30	VTR	Ventas	A	2.48	0.30
2010-08-02	GLBC	Global Crossing	D	-2.89	0.00	NVLS	Novellus Systems	A	2.43	0.00
2010-08-02	PICO	Pico	D	-2.86	0.30	EQR	Equity Residential	A	2.47	0.30
2010-08-02	NNA	Navios Maritime Acquisition	D	-2.89	0.00	PWR	Quanta Services	A	2.21	0.00
2010-08-02	A3M	Atresmedia	D	-2.89	0.10	KEY	Keycorp	A	2.31	0.10
2010-08-02	RAX	Rackspace Hosting	C	-1.86	0.20	BRCM	Broadcom Corp	A	2.39	0.20
2010-08-02	RICK	Rci Hospitality	C	-1.92	0.00	SYU	Sysco	A	2.24	0.00
2010-08-02	RRC	Range Resources	D	-2.88	0.10	SE	Spectra Energy	A	2.31	0.10
2010-08-02	ZIOP	Ziopharm Oncology	C	-1.89	0.00	AGN	Allergan	A	2.19	0.00
2010-08-02	C	Citigroup	C	-1.87	1.00	BXP	Boston Properties	A	2.45	1.00
2010-08-02	S	Sherritt International	D	-2.87	0.20	MCHP	Microchip Technology	A	2.31	0.20

Date	Ticker	Name	R	SM	W (%)	Ticker	Name	R	SM	W (%)
2010-08-02	XOM	Exxon Mobil	D	-2.87	2.20	FSLR	First Solar	B	1.20	2.20
2010-08-02	HON	Honeywell International	C	-1.85	1.00	SHW	Sherwin-williams	A	2.20	1.00
2010-08-02	TGT	Target	C	-1.85	0.20	AN	Autonation	A	2.23	0.20
2010-08-02	PRU	Prudential Financial	C	-1.85	0.70	AVB	Avalonbay Communities	A	2.44	0.70
2010-08-02	NUS	Nu Skin Enterprises	C	-1.86	0.50	GIS	General Mills	A	2.24	0.50
2010-08-02	EMS	Emergency Medical Services	C	-1.87	0.20	CCE	Coca-Cola Enterprises	A	2.62	0.20
2010-08-02	STZ	Constellation Brands	C	-1.84	0.50	PEP	Pepsico	A	2.24	0.50
2010-08-02	GNW	Genworth Financial	C	-1.88	0.50	TROW	T Rowe Price	A	2.40	0.50
2010-08-02	MEE	Massey Energy Corp	C	-1.90	0.50	SIAL	Sigma Aldrich	A	2.21	0.50
2010-08-02	FDP	Fresh Del Monte Produce	D	-2.86	0.40	LO	Lorillard	A	2.24	0.40
2010-08-02	OTEX	Open Text	C	-1.87	0.50	ALTR	Altera Corp.	A	2.30	0.50
2010-08-02	UPS	United Parcel Service	C	-1.84	0.50	LLL	L-3 Communications	A	2.19	0.50
2010-08-02	532873	Housing Development & Infrastructure	D	-2.89	0.00	AIG	American International	A	2.30	0.00
2010-08-02	GMOD-ELOC	Grupo Modelo C	C	-1.84	0.10	ORCL	Oracle	A	2.29	0.10
2010-08-02	MHS	Medco Health Solutions	C	-1.88	0.50	OKE	Oneok	A	2.44	0.50
2010-08-02	HUN	Huntsman	C	-1.87	0.20	TEG	Integrays Energy	A	2.40	0.20
2010-08-02	OPC	OPTI Canada	C	-1.89	0.10	MSFT	Microsoft	A	2.29	0.10
2010-08-02	BUCY	Bucyrus International	C	-1.85	0.90	FLIR	Flir Systems	A	2.19	0.90
2010-08-02	IBI	Interline Brands	C	-1.86	0.20	ITW	Illinois Tool Works	A	2.18	0.20
2010-08-02	WYN	Wyndham Worldwide	C	-1.84	0.80	MCD	McDonald's	A	2.22	0.80
2010-08-02	RF	Regions Financial	C	-1.86	0.50	HCP	Hcp	A	2.38	0.50
2010-08-02	SHO	Sunstone Hotel Investors	C	-1.87	0.20	KIM	Kimco Realty	A	2.37	0.20
2010-08-02	BZ	Boise	C	-1.86	0.30	FISV	Fiserv	B	1.19	0.30
2010-08-02	3818	China Dongxiang	D	-2.88	0.20	AIZ	Assurant	A	2.29	0.20
2010-08-02	ASH	Ashland Global	C	-1.86	0.30	EMC	EMC Corp	A	2.38	0.30
2010-08-02	ARNC	Arconic	D	-2.89	0.10	AKAM	Akamai Technologies	A	2.38	0.10
2010-09-01	CBL	Cbl & Associates Properties	C	-1.87	0.50	AFL	Aflac	A	2.72	0.50
2010-09-01	ERIC	Ericsson Adr	C	-1.86	1.00	CRM	Salesforce.com	A	2.88	1.00
2010-09-01	ACXM	Axiom	C	-1.89	0.40	WYNN	Wynn Resorts	A	2.89	0.40
2010-09-01	CVG	Convergys	D	-2.87	0.10	PTV	Pactiv Corp	A	2.50	0.10
2010-09-01	MET	Metlife	C	-1.86	0.70	HST	Host Hotels & Resorts	A	2.67	0.70
2010-09-01	SNY	Sanofi Adr	D	-2.88	0.20	ESRX	Express Scripts Holding	A	2.33	0.20
2010-09-01	RAH	Ralcorp Holdings	D	-2.85	0.50	TSN	Tyson Foods	A	2.63	0.50
2010-09-01	AMGN	Amgen	D	-2.86	0.40	VAR	Varian Medical Systems	A	2.33	0.40
2010-09-01	GES	Guess?	D	-2.89	0.30	WFM	Whole Foods Market	A	2.72	0.30
2010-09-01	APA	Apache	D	-2.86	0.60	FTI	Fmc Technologies	A	2.53	0.60
2010-09-01	APC	Anadarko Petroleum	D	-2.89	0.30	HAL	Halliburton	A	2.37	0.30
2010-09-01	PAAS	Pan American Silver	C	-1.85	0.40	VRSN	Verisign	A	2.26	0.40
2010-09-01	TD	The Toronto-dominion Bank	C	-1.84	0.60	ARG	Airgas Inc	A	2.26	0.60
2010-09-01	BAC	Bank Of America	D	-2.89	0.80	AMP	Ameriprise Financial	A	2.62	0.80
2010-09-01	CQB	Chiquita Brands	D	-2.89	0.10	JCI	Johnson Controls	A	2.53	0.10
2010-09-01	CHUX	OCharleys	D	-2.90	0.00	DISCA	Discovery Communications	A	2.63	0.00
2010-09-01	CERN	Cerner	C	-1.86	0.50	RHT	Red Hat	A	2.75	0.50
2010-09-01	ADS	Alliance Data Systems	C	-1.87	0.50	DE	Deere	A	2.45	0.50
2010-09-01	FSIN	Fushi Copperweld	C	-1.89	0.10	FDX	Fedex	A	2.40	0.10

Date	Ticker	Name	R	SM	W (%)	Ticker	Name	R	SM	W (%)
2010-09-01	ORN	Orion	D	-2.91	0.10					
2010-09-01	CSL	Carlisle Cos	C	-1.88	0.40	APH	Amphenol	A	2.39	0.40
2010-09-01	CSX	Csx	C	-1.85	0.80	BLL	Ball	A	2.34	0.80
2010-09-01	COF	Capital One Financial	C	-1.86	0.40	SPG	Simon Property	A	2.60	0.40
2010-09-01	ALTE	Alterra Capital Holdings	D	-2.87	0.10	DFS	Discover Financial Services	A	2.52	0.10
2010-09-01	2317	Hon Hai Precision Industry	D	-2.87	0.30	CNP	Centerpoint Energy	A	2.26	0.30
2010-09-01	GYMB	Gymboree Corp	D	-2.88	0.40	MAR	Marriott International	A	2.45	0.40
2010-09-01	ESL	Esterline Technologies	C	-1.86	0.60	EMR	Emerson Electric	A	2.33	0.60
2010-09-01	JEF	Jefferies	D	-2.85	0.40	TMK	Torchmark	A	2.50	0.40
2010-09-01	JBL	Jabil Circuit	C	-1.90	0.10	FAST	Fastenal	A	2.24	0.10
2010-09-01	K	Kinross Gold	D	-2.88	0.50	SCG	Scana	A	2.25	0.50
2010-09-01	GE	General Electric	D	-2.87	0.10	SRCL	Stericycle	A	2.23	0.10
2010-09-01	GLW	Corning	C	-1.87	0.30	NTAP	Netapp	A	2.67	0.30
2010-09-01	PTEN	Patterson-uti Energy	C	-1.86	0.10	WMB	Williams Companies	A	2.32	0.10
2010-09-01	HP	Helmerich & Payne	C	-1.87	0.00	EP	El Paso Corporation	A	2.31	0.00
2010-09-01	IR	Ingersoll-rand	C	-1.86	0.30	EXPD	Expeditors International Of Washington	A	2.21	0.30
2010-09-01	ADSK	Autodesk	C	-1.86	0.40	TDC	Teradata	A	2.49	0.40
2010-09-01	JEC	Jacobs Engineering	D	-2.88	0.20	CHRW	C.h.robinson Worldwide	A	2.21	0.20
2010-09-01	KLAC	Kla-tencor	D	-2.85	0.10	AKAM	Akamai Technologies	A	2.48	0.10
2010-09-01	LNC	Lincoln National	D	-2.87	0.40	CMA	Comerica	A	2.48	0.40
2010-09-01	LZB	La-z-boy	D	-2.92	0.10					
2010-09-01	EVR	Evercore Partners	D	-2.89	0.10	MTB	M&t Bank	A	2.48	0.10
2010-09-01		Minnesota Mng.& Mfg	C	-1.85	0.40	PCAR	Paccar	A	2.21	0.40
2010-09-01	NAV	Navistar International	C	-1.87	0.10	ADP	Automatic Data Processing	A	2.20	0.10
2010-09-01	NSC	Norfolk Southern	C	-1.85	1.10	ETN	Eaton Corp PLC	A	2.20	1.10
2010-09-01	NUE	Nucor	D	-2.87	0.10	TIE	Titanium Metals	A	2.77	0.10
2010-09-01	SSRM	Ssr Mining	D	-2.88	0.40	NOVL	Novell	A	2.25	0.40
2010-09-01	F	Ford Motor	C	-1.87	0.40	MJN	Mead Johnson Nutrition	A	2.34	0.40
2010-09-01	OXY	Occidental Petroleum	C	-1.86	1.30	SE	Spectra Energy	A	2.31	1.30
2010-09-01	COP	Conocophillips	C	-1.85	0.30	BHI	Baker Hughes	A	2.25	0.30
2010-09-01	PFE	Pfizer	D	-2.86	0.10	DVA	Davita	A	2.25	0.10
2010-09-01	PG	Procter & Gamble	C	-1.85	0.40	SJM	Jm Smucker	A	2.29	0.40
2010-09-01	PHM	Pultegroup	D	-2.90	0.10	HRL	Hormel Foods	A	2.29	0.10
2010-09-01	PLL	Pall Corp	C	-1.86	0.50	GWV	Ww Grainger	A	2.19	0.50
2010-09-01	PNC	Pnc Financial Services	C	-1.87	0.60	EQR	Equity Residential	A	2.48	0.60
2010-09-01	PVH	Pvh	C	-1.88	0.60	RAI	Reynolds American	A	2.29	0.60
2010-09-01	CLS	Celestica	D	-2.88	0.20	DUK	Duke Energy	A	2.25	0.20
2010-09-01	RL	Ralph Lauren	C	-1.86	0.70	GPC	Genuine Parts	A	2.29	0.70
2010-09-01	OMC	Omnicom	C	-1.86	0.10	BIG	Big Lots	A	2.41	0.10
2010-09-01	ROST	Ross Stores	C	-1.85	0.70	TWC	Time Warner Cable Inc.	A	2.40	0.70
2010-09-01	SIVB	Svb Financial	D	-2.87	0.30	VTR	Ventas	A	2.47	0.30
2010-09-01	SLB	Schlumberger	D	-2.87	0.10	FSLR	First Solar	A	2.21	0.10
2010-09-01	DGIT	Digital Generation	C	-1.94	0.20	CCE	Coca-Cola Enterprises	A	2.63	0.20
2010-09-01	SUG	Southern Union	C	-1.85	0.50	NBL	Noble Energy	B	1.18	0.50
2010-09-01	SWN	Southwestern Energy	D	-2.88	0.40	MUR	Murphy Oil	B	1.18	0.40
2010-09-01	TJX	Tjx Companies	C	-1.86	0.90	SHLD	Sears	A	2.34	0.90
2010-09-01	TXT	Textron	C	-1.88	0.20	BMS	Bemis	A	2.19	0.20
2010-09-01	UNM	Unum	C	-1.87	0.10	AVB	Avalonbay Communities	A	2.45	0.10
2010-09-01	ESND	Essendant	C	-1.87	0.30	ROP	Roper Technologies	A	2.18	0.30
2010-09-01	VFC	Vf	C	-1.86	0.40	BF.B	Brown-forman	A	2.26	0.40
2010-09-01	WFC	Wells Fargo	D	-2.88	2.00	BXP	Boston Properties	A	2.45	2.00
2010-09-01	WMT	Wal-mart Stores	D	-2.85	0.20	YUM	Yum Brands	A	2.32	0.20
2010-09-01	JNS	Janus Capital	D	-2.90	0.20					

Date	Ticker	Name	R	SM	W (%)	Ticker	Name	R	SM	W (%)
2010-09-01	NBR	Nabors Industries	D	-2.90	0.40	TEG	Integrays Energy	A	2.42	0.40
2010-09-01	INTC	Intel	C	-1.88	0.30	LXK	Lexmark Intl	A	2.42	0.30
2010-09-01	ARCB	Arcbest	D	-2.89	0.20	WM	Waste Management	A	2.17	0.20
2010-09-01	S	Sprint Nextel	C	-1.87	0.30	PCS	T-Mobile US Inc.	A	2.28	0.30
2010-09-01	SMA	Symmetry Medical	C	-1.87	0.10	ZBH	Zimmer Biomet	A	2.25	0.10
2010-09-01	CSCO	Cisco Systems	D	-2.88	1.20	EMC	EMC Corp	A	2.36	1.20
2010-09-01	CMP	Compass Minerals International	C	-1.85	0.30	DD	E.i. Du Pont De Nemours	A	2.43	0.30
2010-09-01	FD	Macy's	C	-1.86	0.40	AZO	Autozone	A	2.31	0.40
2010-09-01	HNGR	Hanger	C	-1.88	0.70	GENZ	Genzyme General	A	2.24	0.70
2010-09-01	STEI	Stewart Enterprises A	C	-1.88	0.10	FDO	Family Dollar Stores	A	2.28	0.10
2010-09-01	LIFE	Life Technologies	D	-2.87	0.20	SYK	Stryker	A	2.24	0.20
2010-09-01	CNX	Consol Energy	D	-2.90	0.10					
2010-09-01	SNX	Synnex	D	-2.87	0.20	INTU	Intuit	A	2.34	0.20
2010-09-01	OI	Owens Illinois Rg	D	-2.89	0.20	FISV	Fiserv	B	1.19	0.20
2010-09-01	XEC	Cimarex Energy	C	-1.86	0.20	NI	Nisource	A	2.38	0.20
2010-09-01	CEC	CEC Entertainmnt	C	-1.87	0.20	CM-CSA	Comcast	A	2.27	0.20
2010-09-01	AGT	Agt Food And Ingredients	C	-1.86	0.10	CLF	Cliffs Natural Resources	A	2.24	0.10
2010-09-01	FRM	Furmanite Corporation	C	-1.86	0.20	CTAS	Cintas	B	1.17	0.20
2010-09-01	VIAB	Viacom	C	-1.86	0.30	PCLN	The Priceline	A	2.23	0.30
2010-09-01	JPM	Jpmorgan Chase	D	-2.85	2.00	HCP	Hcp	A	2.38	2.00
2010-09-01	GLBC	Global Crossing	D	-2.88	0.10	BRCM	Broadcom Corp	A	2.33	0.10
2010-09-01	PICO	Pico	D	-2.88	0.30	KIM	Kimco Realty	A	2.37	0.30
2010-09-01	NNA	Navios Maritime Acquisition	D	-2.90	0.00					
2010-09-01	A3M	Atresmedia	D	-2.89	0.10	CLX	Clorox	A	2.24	0.10
2010-09-01	SNDK	Sandisk Corp	C	-1.88	0.10	MCHP	Microchip Technology	A	2.28	0.10
2010-09-01	FTR	Frontier Communications	C	-1.84	0.00	T	At&t	A	2.19	0.00
2010-09-01	RICK	Rci Hospitality	D	-2.93	0.00					
2010-09-01	RRC	Range Resources	D	-2.89	0.10	DTE	Dte Energy	A	2.34	0.10
2010-09-01	ZIOP	Ziopharm Oncology	C	-1.90	0.00	BIIB	Biogen	A	2.20	0.00
2010-09-01	C	Citigroup	C	-1.88	1.00	TROW	T Rowe Price	A	2.36	1.00
2010-09-01	THS	Treehouse Foods	C	-1.86	0.10	MO	Altria	A	2.26	0.10
2010-09-01	XOM	Exxon Mobil	D	-2.87	2.30	TE	Teco Energy	A	2.34	2.30
2010-09-01	HON	Honeywell International	C	-1.86	1.00	ALTR	Altera Corp.	A	2.28	1.00
2010-09-01	TGT	Target	C	-1.85	0.20	AN	Autonation	A	2.21	0.20
2010-09-01	PRU	Prudential Financial	C	-1.87	0.60	PSA	Public Storage	A	2.35	0.60
2010-09-01	NUS	Nu Skin Enterprises	C	-1.87	0.50	GIS	General Mills	A	2.25	0.50
2010-09-01	EMS	Emergency Medical Services	C	-1.87	0.20	BMJ	Bristol-myers Squibb	A	2.18	0.20
2010-09-01	STZ	Constellation Brands	C	-1.85	0.50	KO	Coca-cola	A	2.25	0.50
2010-09-01	GNW	Genworth Financial	C	-1.90	0.50	PGR	Progressive	A	2.34	0.50
2010-09-01	MEE	Massey Energy Corp	D	-2.91	0.50					
2010-09-01	OTEX	Open Text	C	-1.85	0.50	PEP	Pepsico	A	2.24	0.50
2010-09-01	HPQ	Hp	D	-2.88	1.80	XLNX	Xilinx	A	2.28	1.80
2010-09-01	UPS	United Parcel Service	C	-1.84	0.50	ORCL	Oracle	A	2.27	0.50
2010-09-01	GMOD-ELOC	Grupo Modelo C	C	-1.84	0.00	MKC	Mccormick	A	2.24	0.00
2010-09-01	OC	Owens Corning	C	-1.88	0.30	KEY	Keycorp	A	2.27	0.30
2010-09-01	XCO	Exco Resources	D	-2.90	0.00	AIG	American International	A	2.27	0.00
2010-09-01	MHS	Medco Health Solutions	D	-2.89	0.40	AGN	Allergan	A	2.18	0.40
2010-09-01	HUN	Huntsman	C	-1.89	0.20	BTU	Peabody Energy Corp	A	2.30	0.20
2010-09-01	OPC	OPTI Canada	D	-2.93	0.00					
2010-09-01	BUCY	Bucyrus International	C	-1.86	0.90	D	Dominion Resources	A	2.27	0.90
2010-09-01	IBI	Interline Brands	C	-1.87	0.20	PNW	Pinnacle West Capital	A	2.27	0.20

Date	Ticker	Name	R	SM	W (%)	Ticker	Name	R	SM	W (%)
2010-09-01	RF	Regions Financial	C	-1.87	0.50	AIZ	Assurant	A	2.28	0.50
2010-09-01	SHO	Sunstone Hotel Investors	C	-1.89	0.20	V	Visa	A	2.28	0.20
2010-09-01	ASH	Ashland Global	C	-1.87	0.30	ECL	Ecolab	A	2.27	0.30
2010-10-01	CBL	Cbl & Associates Properties	C	-1.86	0.50	AFL	Aflac	A	2.76	0.50
2010-10-01	CVG	Convergys	D	-2.87	0.10	PTV	Pactiv Corp	A	2.51	0.10
2010-10-01	RAH	Ralcorp Holdings	D	-2.86	0.30	TSN	Tyson Foods	A	2.62	0.30
2010-10-01	FLWS	1-800-flowers.com	D	-2.88	0.10	WYNN	Wynn Resorts	A	2.94	0.10
2010-10-01	BAC	Bank Of America	D	-2.89	0.60	HST	Host Hotels & Resorts	A	2.72	0.60
2010-10-01	FSIN	Fushi Copperweld	C	-1.89	0.10	DE	Deere	A	2.46	0.10
2010-10-01	ORN	Orion	D	-2.91	0.10					
2010-10-01	CSL	Carlisle Cos	D	-2.88	0.40	APH	Amphenol	A	2.43	0.40
2010-10-01	COF	Capital One Financial	C	-1.86	0.10	SPG	Simon Property	A	2.60	0.10
2010-10-01	JBL	Jabil Circuit	C	-1.87	0.10	FDX	Fedex	A	2.42	0.10
2010-10-01	IR	Ingersoll-rand	C	-1.85	0.30	EMR	Emerson Electric	A	2.36	0.30
2010-10-01	JEC	Jacobs Engineering	D	-2.87	0.20	BLL	Ball	A	2.35	0.20
2010-10-01	LNC	Lincoln National	D	-2.88	0.30	DFS	Discover Financial Services	A	2.57	0.30
2010-10-01	LZB	La-z-boy	D	-2.90	0.10					
2010-10-01	EVR	Evercore Partners	D	-2.88	0.10	TMK	Torchmark	A	2.52	0.10
2010-10-01	NAV	Navistar International	C	-1.87	0.10	FAST	Fastenal	A	2.28	0.10
2010-10-01	NSC	Norfolk Southern	C	-1.84	1.10	SRCL	Stericycle	A	2.24	1.10
2010-10-01	PHM	Pultegroup	D	-2.89	0.10	JCI	Johnson Controls	A	2.59	0.10
2010-10-01	PNC	Pnc Financial Services	C	-1.87	0.20	EQR	Equity Residential	A	2.48	0.20
2010-10-01	ROST	Ross Stores	C	-1.84	0.80	WFM	Whole Foods Market	A	2.75	0.80
2010-10-01	RTN	Raytheon	D	-2.88	0.30	EXPD	International Of Washington	A	2.24	0.30
2010-10-01	SIVB	Svb Financial	D	-2.86	0.30	VTR	Ventas	A	2.47	0.30
2010-10-01	DGIT	Digital Generation	C	-1.92	0.20	CCE	Coca-Cola Enterprises	A	2.68	0.20
2010-10-01	SWN	Southwestern Energy	D	-2.88	0.40	FTI	Fmc Technologies	A	2.57	0.40
2010-10-01	TJX	Tjx Companies	C	-1.85	0.90	DISCA	Discovery Communications	A	2.70	0.90
2010-10-01	UNM	Unum	C	-1.86	0.10	BXP	Boston Properties	A	2.44	0.10
2010-10-01	ESND	Essendant	C	-1.86	0.40	PCAR	Paccar	A	2.24	0.40
2010-10-01	WFC	Wells Fargo	D	-2.87	1.70	AVB	Avalonbay Communities	A	2.44	1.70
2010-10-01	NBR	Nabors Industries	D	-2.89	0.30	HAL	Halliburton	A	2.41	0.30
2010-10-01	IMGN	Immunogen	D	-2.90	0.00					
2010-10-01	STNR	Steiner Leisure	D	-2.87	0.20	MAR	Marriott International	A	2.49	0.20
2010-10-01	SMA	Symmetry Medical	C	-1.87	0.10	ESRX	Express Scripts Holding	A	2.37	0.10
2010-10-01	CSCO	Cisco Systems	D	-2.87	1.20	RHT	Red Hat	A	2.87	1.20
2010-10-01	HNGR	Hanger	C	-1.87	0.70	VAR	Varian Medical Systems	A	2.37	0.70
2010-10-01	STEI	Stewart Enterprises A	C	-1.87	0.10	BIG	Big Lots	A	2.43	0.10
2010-10-01	LIFE	Life Technologies	D	-2.86	0.20	DVA	Davita	A	2.27	0.20
2010-10-01	OI	Owens Illinois Rg	D	-2.88	0.20	CHRW	C.h.robinson Worldwide	A	2.22	0.20
2010-10-01	XEC	Cimarex Energy	C	-1.86	0.20	SE	Spectra Energy	A	2.33	0.20
2010-10-01	AGT	Agt Food And Ingredients	C	-1.85	0.60	TDC	Teradata	A	2.57	0.60
2010-10-01	DV	Devry Education	D	-2.89	0.40	TWC	Time Warner Cable Inc.	A	2.41	0.40
2010-10-01	PICO	Pico	D	-2.87	0.30	TROW	T Rowe Price	A	2.40	0.30
2010-10-01	NNA	Navios Maritime Acquisition	D	-2.91	0.00					
2010-10-01	SNDK	Sandisk Corp	C	-1.88	0.10	CRM	Salesforce.com	A	2.85	0.10
2010-10-01	RICK	Rci Hospitality	D	-2.92	0.00					
2010-10-01	RRC	Range Resources	D	-2.88	0.10	EP	El Paso Corporation	A	2.32	0.10
2010-10-01	ZIOP	Ziopharm Oncology	C	-1.90	0.00	SYK	Stryker	A	2.27	0.00
2010-10-01	C	Citigroup	C	-1.87	1.30	KIM	Kimco Realty	A	2.38	1.30

Date	Ticker	Name	R	SM	W (%)	Ticker	Name	R	SM	W (%)
2010-10-01	THS	Treehouse Foods	C	-1.85	0.10	MJN	Mead Johnson Nutrition	A	2.36	0.10
2010-10-01	XOM	Exxon Mobil	D	-2.86	2.20	BHI	Baker Hughes	A	2.28	2.20
2010-10-01	EMS	Emergency Medical Services	C	-1.85	0.20	GENZ	Genzyme General	A	2.25	0.20
2010-10-01	GNW	Genworth Financial	C	-1.89	0.50	HCP	Hcp	A	2.37	0.50
2010-10-01	MEE	Massey Energy Corp	D	-2.90	0.40					
2010-10-01	HPQ	Hp	D	-2.88	1.80	NTAP	Netapp	A	2.78	1.80
2010-10-01	OC	Owens Corning	C	-1.88	0.30	ETN	Eaton Corp PLC	A	2.22	0.30
2010-10-01	MHS	Medco Health Solutions	D	-2.87	0.50	BIIB	Biogen	A	2.20	0.50
2010-10-01	IBI	Interline Brands	C	-1.86	0.20	ADP	Automatic Data Processing	A	2.21	0.20
2010-10-01	RF	Regions Financial	C	-1.87	0.40	PGR	Progressive	A	2.35	0.40
2010-10-01	SHO	Sunstone Hotel Investors	C	-1.88	0.20	PSA	Public Storage	A	2.34	0.20
2010-10-01	ASH	Ashland Global	C	-1.87	0.30	TIE	Titanium Metals	A	2.82	0.30
2010-11-01	ERIC	Ericsson Adr	C	-1.84	1.00	RHT	Red Hat	A	2.90	1.00
2010-11-01	MET	Metlife	C	-1.84	0.60	AFL	Aflac	A	2.81	0.60
2010-11-01	BAC	Bank Of America	D	-2.90	0.30					
2010-11-01	CQB	Chiquita Brands	D	-2.85	0.00	JCI	Johnson Controls	A	2.67	0.00
2010-11-01	ORN	Orion	D	-2.91	0.10					
2010-11-01	CSL	Carlisle Cos	D	-2.86	0.30	PTV	Pactiv Corp	A	2.51	0.30
2010-11-01	COF	Capital One Financial	D	-2.87	0.10	HST	Host Hotels & Resorts	A	2.78	0.10
2010-11-01	JEF	Jefferies	D	-2.84	0.40	SPG	Simon Property	A	2.63	0.40
2010-11-01	JBL	Jabil Circuit	C	-1.86	0.10	DE	Deere	A	2.51	0.10
2010-11-01	HBAN	Huntington Bancshares	C	-1.87	0.20	DFS	Discover Financial Services	A	2.61	0.20
2010-11-01	LNC	Lincoln National	D	-2.88	0.30	TMK	Torchmark	A	2.55	0.30
2010-11-01	DMND	Diamond Foods	C	-1.84	0.30	TSN	Tyson Foods	A	2.59	0.30
2010-11-01	PHM	Pultegroup	D	-2.90	0.10					
2010-11-01	RBC	Regal Beloit	C	-1.85	0.50	APH	Amphenol	A	2.44	0.50
2010-11-01	DGIT	Digital Generation	D	-2.91	0.30					
2010-11-01	SWN	Southwestern Energy	D	-2.87	0.30	FTI	Fmc Technologies	A	2.59	0.30
2010-11-01	ESND	Essendant	C	-1.85	0.40	FDX	Fedex	A	2.42	0.40
2010-11-01	WFC	Wells Fargo	D	-2.87	1.70	EQR	Equity Residential	A	2.49	1.70
2010-11-01	S	Sprint Nextel	C	-1.86	0.20	PCS	T-Mobile US Inc.	A	2.32	0.20
2010-11-01	STNR	Steiner Leisure	D	-2.87	0.10	WYNN	Wynn Resorts	A	3.00	0.10
2010-11-01	SMA	Symmetry Medical	C	-1.88	0.10	VAR	Varian Medical Systems	A	2.38	0.10
2010-11-01	OI	Owens Illinois Rg	D	-2.88	0.20	EMR	Emerson Electric	A	2.38	0.20
2010-11-01	JPM	Jpmorgan Chase	D	-2.85	1.90	VTR	Ventas	A	2.49	1.90
2010-11-01		Autonomy Corporation	C	-1.88	0.10	WFM	Whole Foods Market	A	2.81	0.10
2010-11-01	SNDK	Sandisk Corp	C	-1.87	0.10	CRM	Salesforce.com	A	2.86	0.10
2010-11-01	C	Citigroup	C	-1.87	1.60	BXP	Boston Properties	A	2.46	1.60
2010-11-01	THS	Treehouse Foods	C	-1.85	0.20	MJN	Mead Johnson Nutrition	A	2.38	0.20
2010-11-01	GNW	Genworth Financial	C	-1.90	0.40	AVB	Avalonbay Communities	A	2.44	0.40
2010-11-01	HPQ	Hp	D	-2.87	1.60	NTAP	Netapp	A	2.85	1.60
2010-11-01	OC	Owens Corning	C	-1.87	0.30	BLL	Ball	A	2.37	0.30
2010-11-01	MHS	Medco Health Solutions	D	-2.87	0.40	ESRX	Express Scripts Holding	A	2.37	0.40
2010-11-01	FOGL	Falkland Oil & Gas	D	-2.93	0.10					
2010-11-01	RF	Regions Financial	C	-1.86	0.30	TROW	T Rowe Price	A	2.44	0.30
2010-11-01	SHO	Sunstone Hotel Investors	C	-1.87	0.30	KIM	Kimco Realty	A	2.41	0.30
2010-11-01	DPS	Dr Pepper Snapple	C	-1.85	0.40	RAI	Reynolds American	A	2.34	0.40
2010-12-01	ERIC	Ericsson Adr	C	-1.84	0.90	NTAP	Netapp	A	2.84	0.90
2010-12-01	CQB	Chiquita Brands	D	-2.87	0.00	JCI	Johnson Controls	A	2.73	0.00
2010-12-01	2317	Hon Hai Precision Industry	D	-2.84	0.30	FTI	Fmc Technologies	A	2.71	0.30
2010-12-01	HBAN	Huntington Bancshares	C	-1.86	0.20	HST	Host Hotels & Resorts	A	2.82	0.20
2010-12-01	PHM	Pultegroup	D	-2.92	0.00					
2010-12-01	RBC	Regal Beloit	C	-1.84	0.50	DE	Deere	A	2.51	0.50
2010-12-01	DGIT	Digital Generation	D	-2.90	0.30	FO	Beam Inc	A	2.25	0.30
2010-12-01	S	Sprint Nextel	C	-1.87	0.20	PCS	T-Mobile US Inc.	A	2.37	0.20

Date	Ticker	Name	R	SM	W (%)	Ticker	Name	R	SM	W (%)
2010-12-01	SMA	Symmetry Medical	C	-1.88	0.10	ESRX	Express Scripts Holding	A	2.41	0.10
2010-12-01	CSCO	Cisco Systems	D	-2.87	0.90	TDC	Teradata	A	2.61	0.90
2010-12-01	JPM	Jpmorgan Chase	D	-2.84	1.40	AFL	Aflac	A	2.77	1.40
2010-12-01	TWX	Time Warner	C	-1.85	0.10	WYNN	Wynn Resorts	A	3.00	0.10
2010-12-01		Autonomy Corporation	C	-1.89	0.10	DISCA	Discovery Communications	A	2.67	0.10
2010-12-01	SNDK	Sandisk Corp	C	-1.84	0.20	BRCM	Broadcom Corp	A	2.49	0.20
2010-12-01	QIA	Qiagen	D	-2.87	0.10	TMK	Torchmark	A	2.58	0.10
2010-12-01	GNW	Genworth Financial	D	-2.89	0.40	DFS	Discover Financial Services	A	2.64	0.40
2010-12-01	OC	Owens Corning	C	-1.87	0.30	FDX	Fedex	A	2.46	0.30
2010-12-01	FOGL	Falkland Oil & Gas	D	-2.92	0.10					
2010-12-01	SHO	Sunstone Hotel Investors	C	-1.88	0.20	SPG	Simon Property	A	2.64	0.20
2010-12-01	DPS	Dr Pepper Snapple	C	-1.85	0.40	TSN	Tyson Foods	A	2.62	0.40
2011-01-03	HCP	Hcp	C	-1.84	0.10	HST	Host Hotels & Resorts	A	2.90	0.10
2011-01-03	PHM	Pultegroup	D	-2.90	0.00					
2011-01-03	DGIT	Digital Generation	D	-2.88	0.30	FO	Beam Inc	A	2.25	0.30
2011-01-03	SMA	Symmetry Medical	C	-1.87	0.10	ESRX	Express Scripts Holding	A	2.43	0.10
2011-01-03		Autonomy Corporation	D	-2.87	0.70	WYNN	Wynn Resorts	A	3.00	0.70
2011-01-03	210	Daphne International	C	-1.87	0.10	NFLX	Netflix	A	3.00	0.10
2011-01-03	3998	Bosideng International	C	-1.87	0.20	NTAP	Netapp	A	2.92	0.20
2011-01-03	FOGL	Falkland Oil & Gas	D	-2.93	0.10					
2011-01-03	HDB	Hdfc Bank Adr	C	-1.85	0.10	AFL	Aflac	A	2.83	0.10
2011-01-03	DPS	Dr Pepper Snapple	C	-1.85	0.40	JCI	Johnson Controls	A	2.76	0.40
2011-02-01	FSIN	Fushi Copperweld	C	-1.85	0.10	DE	Deere	A	2.62	0.10
2011-02-01	NCM	Newcrest Mining	C	-1.86	1.10	NFLX	Netflix	A	3.00	1.10
2011-02-01	PHM	Pultegroup	D	-2.90	0.10	JCI	Johnson Controls	A	2.74	0.10
2011-02-01	DGIT	Digital Generation	D	-2.89	0.30	FO	Beam Inc	A	2.26	0.30
2011-02-01	RADL3	Raia Drogasil	C	-1.88	0.20	NTAP	Netapp	A	2.91	0.20
2011-02-01	S	Sprint Nextel	C	-1.84	0.30	PCS	T-Mobile US Inc.	A	2.39	0.30
2011-02-01	RGS	Regis Corp	C	-1.87	0.30	WFM	Whole Foods Market	A	3.00	0.30
2011-02-01	CTRP	Ctrip.com International Adr	C	-1.87	0.30	WYNN	Wynn Resorts	A	3.00	0.30
2011-02-01	500180	Hdfc Bank	C	-1.86	0.20	AFL	Aflac	A	2.85	0.20
2011-02-01		Autonomy Corporation	D	-2.87	0.70	STI	Suntrust Banks	A	2.78	0.70
2011-02-01	210	Daphne International	C	-1.87	0.10	FTI	Fmc Technologies	A	2.77	0.10
2011-02-01	MFB	Maidenform Brands	C	-1.85	0.30	TSN	Tyson Foods	A	2.65	0.30
2011-02-01	3998	Bosideng International	C	-1.90	0.20	DFS	Discover Financial Services	A	2.71	0.20
2011-02-01	BVN	Compania De Minas Buenaventura Adr	C	-1.87	0.10	DD	E.i. Du Pont De Nemours	A	2.53	0.10
2011-02-01	532868	Dif	D	-2.91	0.30					
2011-02-01	FOGL	Falkland Oil & Gas	D	-2.93	0.10					
2011-02-01	HDB	Hdfc Bank Adr	C	-1.87	0.10	HST	Host Hotels & Resorts	A	2.93	0.10
2011-02-01	999	I.t	C	-1.88	0.10	SPG	Simon Property	A	2.65	0.10
2011-02-01	HSP	Hospira	C	-1.85	0.10	ESRX	Express Scripts Holding	A	2.44	0.10
2011-02-01	DPS	Dr Pepper Snapple	C	-1.85	0.40	MJN	Mead Johnson Nutrition	A	2.37	0.40
2011-02-01	ABI	Anheuser-busch Inbev	C	-1.85	0.30	TDC	Teradata	A	2.64	0.30
2011-03-01	3389	Hengdeli	C	-1.86	0.20	AFL	Aflac	A	2.83	0.20
2011-03-01	FSIN	Fushi Copperweld	C	-1.85	0.10	CMI	Cummins	A	2.94	0.10
2011-03-01	HAS	Hasbro	C	-1.85	0.40	JCI	Johnson Controls	A	2.77	0.40
2011-03-01	HMB	H & M Hennes & Mauritz	D	-2.87	0.20	FTI	Fmc Technologies	A	2.75	0.20
2011-03-01	NCM	Newcrest Mining	C	-1.86	1.20	DFS	Discover Financial Services	A	2.72	1.20

Date	Ticker	Name	R	SM	W (%)	Ticker	Name	R	SM	W (%)
2011-03-01	DGIT	Digital Generation	D	-2.87	0.40	FO	Beam Inc	A	2.25	0.40
2011-03-01	RADL3	Raia Drogasil	C	-1.87	0.20	SPG	Simon Property	A	2.68	0.20
2011-03-01		S	Sprint Nextel	C	-1.85	0.20	PCS	T-Mobile US Inc.	A	2.43
2011-03-01	RGS	Regis Corp	C	-1.86	0.30	WFM	Whole Foods Market	A	3.00	0.30
2011-03-01	532977	Bajaj Auto	C	-1.86	0.30	TDC	Teradata	A	2.67	0.30
2011-03-01	CTRP	Ctrip.com International Adr	C	-1.88	0.20	WYNN	Wynn Resorts	A	3.00	0.20
2011-03-01	848	Maoye International	C	-1.87	0.20	TMK	Torchmark	A	2.63	0.20
2011-03-01	500180	Hdfc Bank	C	-1.86	0.20	DE	Deere	A	2.60	0.20
2011-03-01	210	Daphne International	C	-1.89	0.10	EQR	Equity Residential	A	2.53	0.10
2011-03-01	MFB	Maidenform Brands	C	-1.85	0.30	TSN	Tyson Foods	A	2.70	0.30
2011-03-01	3998	Bosideng International Compania De	C	-1.91	0.20	TWC	Time Warner Cable Inc.	A	2.53	0.20
2011-03-01	BVN	Minas Buenaventura Adr	C	-1.86	0.10	DD	E.i. Du Pont De Nemours	A	2.55	0.10
2011-03-01	532868	Dif	D	-2.91	0.30					
2011-03-01	FOGL	Falkland Oil & Gas	D	-2.95	0.10					
2011-03-01	DG	Dollar General	C	-1.86	0.20	NFLX	Netflix	A	3.00	0.20
2011-03-01	HDB	Hdfc Bank Adr	C	-1.87	0.10	HST	Host Hotels & Resorts	A	2.86	0.10
2011-03-01	999	I.t	C	-1.89	0.10	VNO	Vornado Realty Trust	A	2.52	0.10
2011-03-01	HSP	Hospira	C	-1.86	0.10	ESRX	Express Scripts Holding	A	2.42	0.10
2011-03-01	DAL	Delta Air Lines	C	-1.88	0.30	CVC	Cablevision Systems Corp	A	2.63	0.30
2011-03-01	DPS	Dr Pepper Snapple	C	-1.85	0.40	MJN	Mead Johnson Nutrition	A	2.37	0.40
2011-03-01	TIVO	Tivo	C	-1.87	0.20	NTAP	Netapp	A	2.81	0.20
2011-03-01	ABI	Anheuser-busch Inbev	C	-1.85	0.30	TROW	T Rowe Price	A	2.52	0.30
2011-04-01	ACXM	Axiom	C	-1.87	0.40	WFM	Whole Foods Market	A	3.00	0.40
2011-04-01	GES	Guess?	C	-1.87	0.30	WYNN	Wynn Resorts	A	3.00	0.30
2011-04-01	VMW	Vmware	C	-1.86	0.10	NTAP	Netapp	A	2.77	0.10
2011-04-01	BAC	Bank Of America	C	-1.85	0.20	HST	Host Hotels & Resorts	A	2.85	0.20
2011-04-01	CHUX	OCharleys	D	-2.88	0.00	NFLX	Netflix	A	3.00	0.00
2011-04-01	MITI	Micromet	D	-2.89	0.10	ESRX	Express Scripts Holding	A	2.43	0.10
2011-04-01	3389	Hengdeli	C	-1.87	0.10	FTI	Fmc Technologies	A	2.80	0.10
2011-04-01	FSIN	Fushi Copperweld	C	-1.87	0.10	CMI	Cummins	A	3.00	0.10
2011-04-01	CDI	Christian Dior	C	-1.85	0.50	SPG	Simon Property	A	2.68	0.50
2011-04-01	EK	Eastman Kodak	D	-2.90	0.00					
2011-04-01	EXPD	Expeditors International Of Washington	C	-1.85	0.20	DE	Deere	A	2.66	0.20
2011-04-01	HAS	Hasbro	C	-1.84	0.40	JCI	Johnson Controls	A	2.81	0.40
2011-04-01	NCM	Newcrest Mining	C	-1.85	1.00	TMK	Torchmark	A	2.66	1.00
2011-04-01	PVH	Pvh	C	-1.85	0.60	TSN	Tyson Foods	A	2.73	0.60
2011-04-01	RADL3	Raia Drogasil	C	-1.87	0.20	EQR	Equity Residential	A	2.57	0.20
2011-04-01		SMF	Semafo	C	-1.89	0.10	TROW	T Rowe Price	A	2.54
2011-04-01	RHT	Red Hat	C	-1.84	0.20	TDC	Teradata	A	2.74	0.20
2011-04-01	PTP	Platinum Underwriters Holdings	C	-1.86	0.10	DFS	Discover Financial Services	A	2.82	0.10
2011-04-01	RGS	Regis Corp	D	-2.86	0.30	CVC	Cablevision Systems Corp	A	2.61	0.30
2011-04-01	532977	Bajaj Auto Housing	C	-1.84	0.30	BXP	Boston Properties	A	2.51	0.30
2011-04-01	500010	Development Finance	C	-1.84	0.10	VNO	Vornado Realty Trust	A	2.51	0.10
2011-04-01	CTRP	Ctrip.com International Adr	C	-1.87	0.20	TWC	Time Warner Cable Inc.	A	2.54	0.20
2011-04-01	FFIV	F5 Networks	C	-1.89	0.10	EMC	EMC Corp	A	2.50	0.10
2011-04-01	848	Maoye International	C	-1.86	0.20	AVB	Avalonbay Communities	A	2.50	0.20

Date	Ticker	Name	R	SM	W (%)	Ticker	Name	R	SM	W (%)
2011-04-01	500180	Hdfc Bank	C	-1.84	0.20	PCS	T-Mobile US Inc.	A	2.50	0.20
2011-04-01	210	Daphne International	D	-2.90	0.10	VTR	Ventas	A	2.49	0.10
2011-04-01	3998	Bosideng International	C	-1.91	0.20	BTU	Peabody Energy Corp	A	2.48	0.20
2011-04-01	BVN	Compania De Minas Buenaventura Adr	C	-1.87	0.10	DD	E.i. Du Pont De Nemours	A	2.57	0.10
2011-04-01	MASN	Micronas Semicond N	C	-1.90	0.20	EP	El Paso Corporation	A	2.47	0.20
2011-04-01	NVS	Novartis Adr	C	-1.85	0.10	VAR	Varian Medical Systems	A	2.42	0.10
2011-04-01	MHS	Medco Health Solutions	C	-1.86	0.70	DVA	Davita	A	2.34	0.70
2011-04-01	532868	Dif	D	-2.88	0.30	BHI	Baker Hughes	A	2.46	0.30
2011-04-01	DG	Dollar General	C	-1.84	0.30	AZO	Autozone	A	2.39	0.30
2011-04-01	HDB	Hdfc Bank Adr	C	-1.85	0.10	AFL	Aflac	A	2.78	0.10
2011-04-01	999	It	C	-1.88	0.10	APH	Amphenol	A	2.46	0.10
2011-04-01	IBI	Interline Brands	C	-1.85	0.20	FDX	Fedex	A	2.46	0.20
2011-04-01	DAL	Delta Air Lines	D	-2.89	0.30	YUM	Yum Brands	A	2.39	0.30
2011-04-01	TIVO	Tivo	C	-1.87	0.20	ALTR	Altera Corp.	A	2.46	0.20
2011-04-01	ABI	Anheuser-busch Inbev	C	-1.85	0.30		Fidelity National Information Services	A	2.44	0.30
2011-05-02	TEL	Telenor	C	-1.85	0.10	AFL	Aflac	A	2.81	0.10
2011-05-02	GES	Guess?	C	-1.86	0.40	WFM	Whole Foods Market	A	3.00	0.40
2011-05-02	PAH3	Porsche Automobil	C	-1.87	0.50	FTI	Fmc Technologies	A	2.76	0.50
2011-05-02	CHUX	OCharleys	D	-2.87	0.00	WYNN	Wynn Resorts	A	3.00	0.00
2011-05-02	3389	Hengdeli	C	-1.85	0.20	TSN	Tyson Foods	A	2.75	0.20
2011-05-02	FSIN	Fushi Copperweld	D	-2.87	0.10	CMI	Cummins	A	3.00	0.10
2011-05-02	CDI	Christian Dior	C	-1.84	0.60	SPG	Simon Property	A	2.74	0.60
2011-05-02	CTL	Centurylink	C	-1.86	0.60	PCS	T-Mobile US Inc.	A	2.50	0.60
2011-05-02	EK	Eastman Kodak	D	-2.92	0.00					
2011-05-02	EXPD	Expeditors International Of Washington	C	-1.84	0.20	CAT	Caterpillar	A	2.86	0.20
2011-05-02	HAS	Hasbro	C	-1.84	0.40	JCI	Johnson Controls	A	2.78	0.40
2011-05-02	UUU	Uranium One	C	-1.90	0.10	TMK	Torchmark	A	2.65	0.10
2011-05-02	RADL3	Raia Drogasil	C	-1.88	0.20	CVC	Cablevision Systems Corp	A	2.62	0.20
2011-05-02	WFC	Wells Fargo	C	-1.86	1.10	HST	Host Hotels & Resorts	A	2.86	1.10
2011-05-02	PTP	Platinum Underwriters Holdings	C	-1.87	0.10	DFS	Discover Financial Services	A	2.84	0.10
2011-05-02	FFIV	F5 Networks	C	-1.88	0.10	NTAP	Netapp	A	2.83	0.10
2011-05-02	210	Daphne International	D	-2.89	0.10	EQR	Equity Residential	A	2.60	0.10
2011-05-02	3998	Bosideng International	C	-1.90	0.20	TWC	Time Warner Cable Inc.	A	2.58	0.20
2011-05-02	BVN	Compania De Minas Buenaventura Adr	C	-1.88	0.10	DD	E.i. Du Pont De Nemours	A	2.58	0.10
2011-05-02	TOTS3	Totvs	C	-1.86	0.20	VNO	Vornado Realty Trust	A	2.56	0.20
2011-05-02	MHS	Medco Health Solutions	C	-1.85	0.70	EW	Edwards Lifesciences	A	2.64	0.70
2011-05-02	IBI	Interline Brands	C	-1.85	0.20	DE	Deere	A	2.65	0.20
2011-05-02	DAL	Delta Air Lines	D	-2.88	0.30	CMG	Chipotle Mexican Grill	A	3.00	0.30
2011-05-02	GOOGL	Alphabet	C	-1.86	0.70	TDC	Teradata	A	2.81	0.70
2011-05-02	TIVO	Tivo	C	-1.88	0.20	EMC	EMC Corp	A	2.53	0.20
2011-05-02	ABI	Anheuser-busch Inbev	C	-1.84	0.20	BXP	Boston Properties	A	2.55	0.20
2011-06-01	CVG	Convergys	C	-1.86	0.10	CMI	Cummins	A	2.94	0.10
2011-06-01	GES	Guess?	C	-1.85	0.40	WFM	Whole Foods Market	A	3.00	0.40
2011-06-01	PAH3	Porsche Automobil	C	-1.87	0.50	CMG	Chipotle Mexican Grill	A	3.00	0.50
2011-06-01	FSIN	Fushi Copperweld	D	-2.90	0.10					
2011-06-01	CTL	Centurylink	C	-1.85	0.60	PCS	T-Mobile US Inc.	A	2.55	0.60
2011-06-01	EK	Eastman Kodak	D	-2.91	0.10					
2011-06-01	HBAN	Huntington Bancshares	C	-1.86	0.20	HST	Host Hotels & Resorts	A	2.83	0.20

Date	Ticker	Name	R	SM	W (%)	Ticker	Name	R	SM	W (%)
2011-06-01	AGU	Agrium	C	-1.86	0.40	JCI	Johnson Controls	A	2.73	0.40
2011-06-01	MSFT	Microsoft	D	-2.86	0.20	NTAP	Netapp	A	2.85	0.20
2011-06-01	STI	Suntrust Banks	C	-1.87	0.30	DFS	Discover Financial Services	A	2.80	0.30
2011-06-01	RADL3	Raia Drogasil	C	-1.89	0.20	TSN	Tyson Foods	A	2.72	0.20
2011-06-01	TXT	Textron	C	-1.87	0.30	CAT	Caterpillar	A	2.76	0.30
2011-06-01		Unisys Corp	C	-1.89	0.20	TDC	Teradata	A	2.80	0.20
2011-06-01	WFC	Wells Fargo	C	-1.87	1.40	SPG	Simon Property	A	2.73	1.40
2011-06-01	PTP	Platinum Underwriters Holdings	D	-2.88	0.10	TMK	Torchmark	A	2.63	0.10
2011-06-01	JNPR	Juniper Networks	C	-1.88	0.10	EMC	EMC Corp	A	2.53	0.10
2011-06-01	PL	Protective Life	C	-1.87	0.10	EQR	Equity Residential	A	2.60	0.10
2011-06-01	FFIV	F5 Networks	C	-1.87	0.10	ALTR	Altera Corp.	A	2.51	0.10
2011-06-01	AEM	Agnico Eagle Mines	C	-1.88	0.20	FTI	Fmc Technologies	A	2.71	0.20
2011-06-01	JPM	Jpmorgan Chase	C	-1.85	0.80	BXP	Boston Properties	A	2.56	0.80
2011-06-01	BRK.A	Berkshire Hathaway	C	-1.85	0.30	VNO	Vornado Realty Trust	A	2.55	0.30
2011-06-01	SNDK	Sandisk Corp	C	-1.86	0.50	INTU	Intuit	A	2.42	0.50
2011-06-01	3998	Bosideng International Compania De	C	-1.91	0.20	CVC	Cablevision Systems Corp	A	2.61	0.20
2011-06-01	BVN	Minas Buenaventura Adr	C	-1.88	0.10	DOW	Dow Chemical	A	2.93	0.10
2011-06-01	ULE	Ultra Electronics	C	-1.85	0.10	TWC	Time Warner Cable Inc.	A	2.57	0.10
2011-06-01	GNW	Genworth Financial	D	-2.87	0.40	AVB	Avalonbay Communities	A	2.54	0.40
2011-06-01	HPQ	Hp	D	-2.88	1.40	MCHP	Microchip Technology	A	2.38	1.40
2011-06-01	TOTS3	Totvs	C	-1.85	0.20	EP	El Paso Corporation	A	2.54	0.20
2011-06-01	MHS	Medco Health Solutions	C	-1.85	1.00	EW	Edwards Lifesciences	A	2.65	1.00
2011-06-01	IBI	Interline Brands	C	-1.87	0.20	DE	Deere	A	2.56	0.20
2011-06-01	RF	Regions Financial	C	-1.86	0.20	VTR	Ventas	A	2.50	0.20
2011-06-01	SGP	Supergroup	C	-1.88	0.20	DD	E.i. Du Pont De Nemours	A	2.53	0.20
2011-06-01	DAL	Delta Air Lines	D	-2.89	0.30	WYNN	Wynn Resorts	A	3.00	0.30
2011-06-01	GOOGL	Alphabet	C	-1.86	0.70	NSM	Nat Semiconductor	A	2.34	0.70
2011-06-01	TIVO	Tivo	C	-1.86	0.20	CPWR	Compuware Corp	A	2.31	0.20
2011-07-01	NWY	New York	C	-1.89	0.20	WFM	Whole Foods Market	A	3.00	0.20
2011-07-01	CVG	Convergys	C	-1.84	0.10	CMI	Cummins	A	3.00	0.10
2011-07-01	HES	Hess	C	-1.86	0.30	FTI	Fmc Technologies	A	2.73	0.30
2011-07-01	EME	Emcor	C	-1.85	0.30	CAT	Caterpillar	A	2.82	0.30
2011-07-01	GES	Guess?	C	-1.86	0.30	WYNN	Wynn Resorts	A	3.00	0.30
2011-07-01	FSIN	Fushi Copperweld	D	-2.91	0.10	PCS	T-Mobile US Inc.	A	2.54	0.60
2011-07-01	CTL	Centurylink	C	-1.85	0.60	CMG	Chipotle Mexican Grill	A	3.00	0.70
2011-07-01	DIS	Walt Disney	C	-1.85	0.70	DFS	Discover Financial Services	A	2.90	0.20
2011-07-01	HBAN	Huntington Bancshares	C	-1.85	0.20	TSN	Tyson Foods	A	2.74	0.40
2011-07-01	AGU	Agrium	C	-1.85	0.40	EP	El Paso Corporation	A	2.53	0.10
2011-07-01	NBL	Noble Energy	C	-1.85	0.10	BHI	Baker Hughes	A	2.47	0.20
2011-07-01	SSRM	Ssr Mining	C	-1.87	0.20	CVC	Cablevision Systems Corp	A	2.63	0.20
2011-07-01	OMC	Omnicom	C	-1.84	0.20	SPG	Simon Property	A	2.75	0.20
2011-07-01	STI	Suntrust Banks	C	-1.86	0.20	MJN	Mead Johnson Nutrition	A	2.44	0.20
2011-07-01	RADL3	Raia Drogasil	D	-2.89	0.20	BLL	Ball	A	2.46	0.40
2011-07-01	TXT	Textron	C	-1.86	0.40	TDC	Teradata	A	2.89	0.20
2011-07-01		Unisys Corp	C	-1.89	0.20	TMK	Torchmark	A	2.63	1.50
2011-07-01	WFC	Wells Fargo	C	-1.86	1.50	EQR	Equity Residential	A	2.61	0.10
2011-07-01	PTP	Platinum Underwriters Holdings	D	-2.88	0.10	BXP	Boston Properties	A	2.57	0.20
2011-07-01	IVZ	Invesco	C	-1.86	0.20	NTAP	Netapp	A	2.87	0.10
2011-07-01	JNPR	Juniper Networks	C	-1.88	0.10	AVB	Avalonbay Communities	A	2.55	0.10
2011-07-01	PL	Protective Life	C	-1.87	0.10					

Date	Ticker	Name	R	SM	W (%)	Ticker	Name	R	SM	W (%)
2011-07-01	RGS	Regis Corp	D	-2.86	0.30	TWC	Time Warner Cable Inc.	A	2.60	0.30
2011-07-01	SNX	Synnex	C	-1.86	0.20	EMC	EMC Corp	A	2.52	0.20
2011-07-01	FFIV	F5 Networks	C	-1.87	0.10	ALTR	Altera Corp.	A	2.51	0.10
2011-07-01	AEM	Agnico Eagle Mines	D	-2.88	0.20	TEG	Integrays Energy	A	2.44	0.20
2011-07-01	JPM	Jpmorgan Chase	C	-1.86	0.80	VNO	Vornado Realty Trust	A	2.55	0.80
2011-07-01	ITV	Itv	C	-1.87	0.20	NI	Nisource	A	2.44	0.20
2011-07-01	BRK.A	Berkshire Hathaway	D	-2.85	0.30	KIM	Kimco Realty	A	2.45	0.30
2011-07-01	SNDK	Sandisk Corp	C	-1.87	0.50	INTU	Intuit	A	2.41	0.50
2011-07-01	AMP	Ameriprise Financial	C	-1.85	0.20	PSA	Public Storage	A	2.40	0.20
2011-07-01	3998	Bosideng International Compania De	C	-1.90	0.20	VAR	Varian Medical Systems	A	2.43	0.20
2011-07-01	BVN	Minas Buenaventura Adr	C	-1.89	0.10	DOW	Dow Chemical	A	2.96	0.10
2011-07-01	ULE	Ultra Electronics	C	-1.85	0.10	COG	Cabot Oil & Gas	A	2.42	0.10
2011-07-01	GNW	Genworth Financial	D	-2.87	0.40	L	Loews	A	2.39	0.40
2011-07-01	EXK	Endeavour Silver	C	-1.89	0.30	DD	E.i. Du Pont De Nemours	A	2.56	0.30
2011-07-01	HPQ	Hp	D	-2.87	1.40	MCHP	Microchip Technology	A	2.39	1.40
2011-07-01	MHS	Medco Health Solutions	C	-1.85	0.90	EW	Edwards Lifesciences	A	2.65	0.90
2011-07-01	IBI	Interline Brands	C	-1.87	0.20	BA	Boeing	A	2.42	0.20
2011-07-01	RF	Regions Financial	C	-1.87	0.20	MCO	Moody's Fidelity National Information Services	A	2.35	0.20
2011-07-01	SGP	Supergroup	C	-1.91	0.10	YUM	Yum Brands	A	2.41	0.10
2011-07-01	DAL	Delta Air Lines	D	-2.89	0.30	NSM	Nat Semiconductor	A	2.43	0.30
2011-07-01	GOOGL	Alphabet	C	-1.86	0.70	CPWR	Compuware Corp	A	2.34	0.70
2011-07-01	TIVO	Tivo	C	-1.86	0.20	WFM	Whole Foods Market	A	2.31	0.20
2011-08-01	NWY	New York	C	-1.88	0.30	CAT	Caterpillar	A	3.00	0.30
2011-08-01	CVG	Convergys	C	-1.86	0.10	FTI	Fmc Technologies	A	2.76	0.10
2011-08-01	HES	Hess	C	-1.87	0.20	TDC	Teradata	A	2.74	0.20
2011-08-01	CTSH	Cognizant Technology Solutions	C	-1.86	0.50	TWC	Time Warner Cable Inc.	A	2.81	0.50
2011-08-01	TEL	Telenor	D	-2.85	0.10	UNP	Union Pacific	A	2.55	0.10
2011-08-01	EME	Emcor	C	-1.86	0.30	EW	Edwards Lifesciences	A	2.50	0.30
2011-08-01	ANTM	Anthem	C	-1.87	0.60	COG	Cabot Oil & Gas	A	2.52	0.60
2011-08-01	SBB	Sabina Gold & Silver	C	-1.88	0.50	BIIB	Biogen	A	2.46	0.50
2011-08-01	MITI	Micromet	D	-2.87	0.10	NI	Nisource	A	2.37	0.10
2011-08-01	3389	Hengdeli	C	-1.86	0.10	BLL	Ball	A	2.43	0.10
2011-08-01	FSIN	Fushi Copperweld	D	-2.89	0.10	DFS	Discover Financial Services	A	2.45	0.10
2011-08-01	336	Huabao International Capital One Financial	D	-2.92	0.10	ACN	Accenture Cl A	A	2.87	0.40
2011-08-01	COF	Capital One Financial	C	-1.86	0.40	FAST	Fastenal	A	2.37	0.40
2011-08-01	DHR	Danaher	C	-1.86	0.00	PCP	Precision Castparts	A	2.34	0.10
2011-08-01	JBL	Jabil Circuit	C	-1.87	0.10	CSX	Csx	A	2.26	0.30
2011-08-01	FWLT	Foster Wheeler	C	-1.89	0.30	SPG	Simon Property	A	2.26	0.20
2011-08-01	GE	General Electric	C	-1.86	0.20	EQR	Equity Residential	A	2.76	0.20
2011-08-01	HBAN	Huntington Bancshares	C	-1.85	0.20	ANF	Abercrombie & Fitch	A	2.61	0.20
2011-08-01	HCP	Hcp	C	-1.86	0.20	ANF	Abercrombie & Fitch	A	2.41	0.30
2011-08-01	AGU	Agrium	C	-1.86	0.30	BXP	Boston Properties	A	2.41	0.30
2011-08-01	LNC	Lincoln National	C	-1.85	0.40	DVA	Davita	A	2.56	0.40
2011-08-01	MRK	Merck & Co	C	-1.85	0.70	YUM	Yum Brands	A	2.31	0.70
2011-08-01	GIL	Gildan Activewear	C	-1.87	0.10	SE	Spectra Energy	A	2.39	0.10
2011-08-01	SSRM	Ssr Mining	C	-1.87	0.20	NOV	National Oilwell Varco	A	2.39	0.20
2011-08-01	NCM	Newcrest Mining	C	-1.85	1.10	NTAP	Netapp	A	2.36	1.10
2011-08-01	ORCL	Oracle	C	-1.86	0.90	NTAP	Netapp	A	2.74	0.90

Date	Ticker	Name	R	SM	W (%)	Ticker	Name	R	SM	W (%)
2011-08-01	OXY	Occidental Petroleum	C	-1.86	1.00	EP	El Paso Corporation	A	2.53	1.00
2011-08-01	PG	Procter & Gamble	C	-1.85	1.20	MJN	Mead Johnson Nutrition	A	2.45	1.20
2011-08-01	T	At&t	C	-1.85	0.70	S	Sprint Nextel	A	2.17	0.70
2011-08-01	STI	Suntrust Banks	C	-1.88	0.20	AVB	Avalonbay Communities	A	2.55	0.20
2011-08-01	DGIT	Digital Generation	C	-1.88	0.30	CVC	Cablevision Systems Corp	A	2.58	0.30
2011-08-01	TXT	Textron	C	-1.87	0.40	ADP	Automatic Data Processing	A	2.26	0.40
2011-08-01		Unisys Corp	C	-1.92	0.20	EMC	EMC Corp	A	2.49	0.20
2011-08-01	WFC	Wells Fargo	C	-1.86	1.50	VNO	Vornado Realty Trust	A	2.53	1.50
2011-08-01	PTP	Platinum Underwriters Holdings	D	-2.88	0.10	KIM	Kimco Realty	A	2.45	0.10
2011-08-01	IVZ	Invesco	C	-1.87	0.20	PSA	Public Storage	A	2.41	0.20
2011-08-01	JNPR	Juniper Networks	C	-1.91	0.00	NSM	Nat Semiconductor	A	2.34	0.00
2011-08-01	G	Goldcorp	C	-1.86	0.50	TE	Teco Energy	A	2.36	0.50
2011-08-01	NBR	Nabors Industries	C	-1.86	0.30	BHI	Baker Hughes	A	2.48	0.30
2011-08-01	CBG	Cbre	C	-1.88	0.20	MCO	Moody's	A	2.31	0.20
2011-08-01	BSX	Boston Scientific	C	-1.85	0.20	CVH	Coventry Health Care	A	2.29	0.20
2011-08-01	A	Agilent Technologies	C	-1.87	0.40	GWW	Ww Grainger	A	2.25	0.40
2011-08-01	PL	Protective Life	C	-1.88	0.10	IRM	Iron Mountain	A	2.26	0.10
2011-08-01	CMP	Compass Minerals International	C	-1.87	0.30	CLF	Cliffs Natural Resources	A	2.33	0.30
2011-08-01	HNGR	Hanger	C	-1.88	0.80	SYK	Stryker	A	2.28	0.80
2011-08-01	SNX	Synnex	C	-1.87	0.20	LSI	LSI	A	2.31	0.20
2011-08-01	ABX	Barrick Gold	D	-2.86	0.60	CM-CSA	Comcast	A	2.35	0.60
2011-08-01	AEM	Agnico Eagle Mines	D	-2.90	0.30	AN	Autonation	A	2.34	0.30
2011-08-01	PEP	Pepsico	C	-1.85	1.30	RAI	Reynolds American	A	2.36	1.30
2011-08-01	JPM	Jpmorgan Chase	C	-1.86	0.80	AMB	Prologis	A	2.25	0.80
2011-08-01	848	Maoye International	C	-1.86	0.10	CBS	Cbs	A	2.34	0.10
2011-08-01	ITV	Itv	C	-1.88	0.40	FDO	Family Dollar Stores	A	2.34	0.40
2011-08-01	BRK.A	Berkshire Hathaway	D	-2.86	0.30	AIV	Apartment Investment & Management	A	2.25	0.30
2011-08-01	DKS	Dick's Sporting Goods	C	-1.86	0.10	WYNN	Wynn Resorts	A	3.00	0.10
2011-08-01	SNDK	Sandisk Corp	C	-1.87	0.50	CERN	Cerner	A	2.30	0.50
2011-08-01	ZIOP	Ziopharm Oncology	C	-1.89	0.10	ISRG	Intuitive Surgical	A	2.27	0.10
2011-08-01	3998	Bosideng International	D	-2.90	0.20					
2011-08-01	HON	Honeywell International	C	-1.86	1.00	R	Ryder System	A	2.25	1.00
2011-08-01	ULE	Ultra Electronics	D	-2.86	0.10	RRC	Range Resources	A	2.34	0.10
2011-08-01	GORO	Gold Resource	C	-1.86	0.20	EMN	Eastman Chemical	A	2.31	0.20
2011-08-01	GNW	Genworth Financial	D	-2.90	0.10					
2011-08-01	EXK	Endeavour Silver	C	-1.87	0.40	ECL	Ecolab	A	2.28	0.40
2011-08-01	UAL	United Continental	C	-1.90	0.10	CMG	Chipotle Mexican Grill	A	3.00	0.10
2011-08-01	TLEO	Taleo	C	-1.86	0.10	CPWR	Compuware Corp	A	2.30	0.10
2011-08-01	HSP	Hospira	D	-2.85	0.10	AET	Aetna	A	2.25	0.10
2011-08-01	GTI	GrafTech International	C	-1.86	0.20	ROP	Roper Technologies	A	2.24	0.20
2011-08-01	IBI	Interline Brands	C	-1.88	0.20	DOV	Dover	A	2.24	0.20
2011-08-01	RF	Regions Financial	D	-2.88	0.20	CB	Chubb	A	2.24	0.20
2011-08-01	SGP	Supergroup	D	-2.89	0.10	CNP	Centerpoint Energy	A	2.33	0.10
2011-08-01	AOSL	Alpha & Omega Semiconductor	C	-1.86	0.10	MOT	Motorola Solutions	A	2.28	0.10
2011-08-01	DAL	Delta Air Lines	D	-2.91	0.30					
2011-08-01	BUD	Anheuser-busch Inbev Adr	C	-1.85	0.10	GPC	Genuine Parts	A	2.35	0.10

Date	Ticker	Name	R	SM	W (%)	Ticker	Name	R	SM	W (%)
2011-08-01	PHNX	Phoenix	D	-2.86	0.20	HOG	Harley-davidson	A	2.33	0.20
2011-08-01	TIVO	Tivo	C	-1.88	0.20	SYMC	Symantec	A	2.26	0.20
2011-08-01	ABI	Anheuser-busch Inbev	D	-2.84	0.20	BF.B	Brown-forman	A	2.33	0.20
2011-09-01	THI	Restaurant Brands International	C	-1.84	0.20	CHK	Chesapeake Energy	A	2.28	0.20
2011-09-01	NWY	New York	C	-1.92	0.20	WFM	Whole Foods Market	A	3.00	0.20
2011-09-01	ABT	Abbott Laboratories	C	-1.84	1.10	EW	Edwards Lifesciences	A	2.55	1.10
2011-09-01	CVG	Convergys	C	-1.88	0.10	UNP	Union Pacific	A	2.45	0.10
2011-09-01	HES	Hess	C	-1.89	0.20	FTI	Fmc Technologies	A	2.71	0.20
2011-09-01	CTSH	Cognizant Technology Solutions	C	-1.87	0.50	TDC	Teradata	A	2.74	0.50
2011-09-01	EME	Emcor	C	-1.89	0.30	BLL	Ball	A	2.42	0.30
2011-09-01	GES	Guess?	D	-2.88	0.30	WYNN	Wynn Resorts	A	3.00	0.30
2011-09-01	APA	Apache	C	-1.87	0.90	COG	Cabot Oil & Gas	A	2.46	0.90
2011-09-01	ANTM	Anthem	C	-1.87	0.60	BIIB	Biogen	A	2.34	0.60
2011-09-01	SBB	Sabina Gold & Silver	C	-1.89	0.50	BBBY	Bed Bath & Beyond	A	2.26	0.50
2011-09-01	MITI	Micromet	D	-2.89	0.10	CVH	Coventry Health Care	A	2.30	0.10
2011-09-01	3389	Hengdeli	D	-2.86	0.20	WYN	Wyndham Worldwide	A	2.26	0.20
2011-09-01	HEXAB	Hexagon	C	-1.89	0.20	JWN	Nordstrom	A	2.26	0.20
2011-09-01	FSIN	Fushi Copperweld	D	-2.89	0.10	FAST	Fastenal	A	2.34	0.10
2011-09-01	336	Huabao International	D	-2.93	0.10					
2011-09-01	551	Yue Yuen Industrial	D	-2.88	0.10	FD	Macy's	A	2.26	0.10
2011-09-01	COF	Capital One Financial	C	-1.87	0.40	DFS	Discover Financial Services	A	2.85	0.40
2011-09-01	SMRT	Stein Mart	D	-2.89	0.10	CMG	Chipotle Mexican Grill	A	3.00	0.10
2011-09-01	DHR	Danaher	C	-1.87	0.00	ACN	Accenture Cl A	A	2.33	0.00
2011-09-01	69	Shangri-la Asia	C	-1.86	0.00	EXPE	Expedia	A	2.26	0.00
2011-09-01	EK	Eastman Kodak	D	-2.85	0.10	NSM	Nat Semiconductor	A	2.34	0.10
2011-09-01	TEN	Tenneco	C	-1.89	0.10	MJN	Mead Johnson Nutrition	A	2.45	0.10
2011-09-01	JBL	Jabil Circuit	C	-1.88	0.10	PCP	Precision Castparts	A	2.26	0.10
2011-09-01	FWLT	Foster Wheeler	C	-1.90	0.30	GWW	Ww Grainger	A	2.26	0.30
2011-09-01	GE	General Electric	C	-1.87	0.20	ROP	Roper Technologies	A	2.23	0.20
2011-09-01	GLW	Corning	D	-2.89	0.40	CERN	Cerner	A	2.30	0.40
2011-09-01	HAS	Hasbro	D	-2.87	0.40	GPC	Genuine Parts	A	2.37	0.40
2011-09-01	HBAN	Huntington Bancshares	C	-1.88	0.20	SPG	Simon Property	A	2.75	0.20
2011-09-01	NPSP	NPS Pharmaceuticals	C	-1.89	0.00	DVA	Davita	A	2.29	0.00
2011-09-01	KLIC	Kulicke & Soffa Industries	C	-1.89	0.20	CPWR	Compuware Corp	A	2.26	0.20
2011-09-01	LNC	Lincoln National	C	-1.89	0.30	EQR	Equity Residential	A	2.60	0.30
2011-09-01	MCRS	Micros Systems	C	-1.85	0.60	XLNX	Xilinx	A	2.20	0.60
2011-09-01	MRK	Merck & Co	C	-1.85	0.70	SYK	Stryker	A	2.26	0.70
2011-09-01	GIL	Gildan Activewear	C	-1.88	0.10	LUK	Leucadia National	A	2.25	0.10
2011-09-01	SSRM	Ssr Mining	C	-1.86	0.30	VIAB	Viacom	A	2.25	0.30
2011-09-01	ORCL	Oracle	C	-1.87	0.90	CA	Ca	A	2.19	0.90
2011-09-01	OXY	Occidental Petroleum	C	-1.88	1.00	BHI	Baker Hughes	A	2.38	1.00
2011-09-01	COP	Conocophillips	C	-1.86	0.40	RRC	Range Resources	A	2.33	0.40
2011-09-01	PG	Procter & Gamble	C	-1.84	1.30	BF.B	Brown-forman	A	2.32	1.30
2011-09-01	ROST	Ross Stores	C	-1.85	1.10	TWC	Time Warner Cable Inc.	A	2.49	1.10
2011-09-01	T	At&t	C	-1.85	0.90	NI	Nisource	A	2.45	0.90
2011-09-01	SIRI	Sirius Xm	C	-1.88	0.40	CVC	Cablevision Systems Corp	A	2.43	0.40
2011-09-01	STI	Suntrust Banks	D	-2.90	0.20					
2011-09-01	DGIT	Digital Generation	C	-1.90	0.30	CNP	Centerpoint Energy	A	2.34	0.30
2011-09-01	ROC	Rockwood Holdings	C	-1.86	0.40	CLF	Cliffs Natural Resources	A	2.31	0.40

Date	Ticker	Name	R	SM	W (%)	Ticker	Name	R	SM	W (%)
2011-09-01	SIRO	Sirona Dental Systems	C	-1.87	0.40	ISRG	Intuitive Surgical	A	2.26	0.40
2011-09-01	TXT	Textron	C	-1.90	0.30	CSX	Csx	A	2.23	0.30
2011-09-01	WFC	Wells Fargo	C	-1.88	1.50	AVB	Avalonbay Communities	A	2.56	1.50
2011-09-01	WMB	Williams Companies	C	-1.86	0.40	EQT	Eq	A	2.31	0.40
2011-09-01	PTP	Platinum Underwriters Holdings	D	-2.89	0.10	BXP	Boston Properties	A	2.54	0.10
2011-09-01	IVZ	Invesco	D	-2.89	0.20	VNO	Vornado Realty Trust	A	2.49	0.20
2011-09-01	NBR	Nabors Industries	C	-1.90	0.20	NOV	National Oilwell Varco	A	2.30	0.20
2011-09-01	CBG	Cbre	C	-1.92	0.20	PSA	Public Storage	A	2.42	0.20
2011-09-01	BSX	Boston Scientific	C	-1.86	0.20	CEPH	Cephalon	A	2.25	0.20
2011-09-01	SMA	Symmetry Medical	D	-2.87	0.10	CI	Cigna	A	2.24	0.10
2011-09-01	PL	Protective Life	D	-2.90	0.10	KIM	Kimco Realty	A	2.41	0.10
2011-09-01	CMP	Compass Minerals International	C	-1.87	0.30	ECL	Ecolab	A	2.29	0.30
2011-09-01	HNGR	Hanger	C	-1.89	0.80	AGN	Allergan	A	2.23	0.80
2011-09-01	BBBB	Blackboard	C	-1.85	0.20	BMC	BMC Software	A	2.19	0.20
2011-09-01	SNX	Synnex	C	-1.88	0.20	GOOGL	Google Class A	A	2.19	0.20
2011-09-01	NFLX	Netflix	C	-1.87	0.40	YUM	Yum Brands	A	2.40	0.40
2011-09-01	VRX	Valeant Pharmaceuticals International	C	-1.87	0.90	EBAY	Ebay	A	2.25	0.90
2011-09-01	PEP	Pepsico	C	-1.85	1.40	KO	Coca-cola	A	2.31	1.40
2011-09-01	JPM	Jpmorgan Chase	C	-1.87	0.80	IRM	Iron Mountain	A	2.27	0.80
2011-09-01	848	Maoye International	D	-2.90	0.10					
2011-09-01	ITV	Itv	C	-1.89	0.30	LO	Lorillard	A	2.25	0.30
2011-09-01	BRK.A	Berkshire Hathaway	D	-2.86	0.30	AIV	Apartment Investment & Management	A	2.24	0.30
2011-09-01	MCK	Mckesson	C	-1.85	1.40	AN	Autonation	A	2.37	1.40
2011-09-01	DKS	Dick's Sporting Goods	C	-1.87	0.10	ANF	Abercrombie & Fitch	A	2.34	0.10
2011-09-01	RAX	Rackspace Hosting	C	-1.87	0.30	DELL	Dell	A	2.19	0.30
2011-09-01	SNDK	Sandisk Corp	C	-1.89	0.50	ADSK	Autodesk	A	2.18	0.50
2011-09-01	CTXS	Citrix Systems	C	-1.89	0.30	LXK	Lexmark Intl	B	1.20	0.30
2011-09-01	ZIOP	Ziopharm Oncology	C	-1.88	0.10	FRX	Forest Laboratories	A	2.23	0.10
2011-09-01	C	Citigroup	D	-2.90	1.20					
2011-09-01	3998	Bosideng International	D	-2.92	0.20					
2011-09-01	THS	Treehouse Foods	C	-1.85	0.30	EL	Estee Lauder Companies	A	2.30	0.30
2011-09-01	HON	Honeywell International	C	-1.87	0.90	DOV	Dover	A	2.23	0.90
2011-09-01	IMB	Imperial Brands	C	-1.84	0.10	CLX	Clorox	A	2.25	0.10
2011-09-01	ULE	Ultra Electronics	D	-2.87	0.10	HP	Helmerich & Payne	A	2.25	0.10
2011-09-01	UAL	United Continental	D	-2.90	0.20	CBS	Cbs	A	2.31	0.20
2011-09-01	TSLA	Tesla	C	-1.86	0.10	HOG	Harley-davidson	A	2.29	0.10
2011-09-01	TLEO	Taleo	C	-1.89	0.10	BRCM	Broadcom Corp	B	1.19	0.10
2011-09-01	HSP	Hospira	D	-2.86	0.10	THC	Tenet Healthcare	A	2.22	0.10
2011-09-01	GTI	GrafTech International	C	-1.89	0.10	CHRW	C.h.robinson Worldwide	A	2.22	0.10
2011-09-01	VPG	Vishay Precision	C	-1.86	0.10	NSC	Norfolk Southern	A	2.21	0.10
2011-09-01	RF	Regions Financial	D	-2.91	0.10					
2011-09-01	SGP	Supergroup	D	-2.89	0.20	EA	Electronic Arts	A	2.24	0.20
2011-09-01	AOSL	Alpha & Omega Semiconductor	D	-2.90	0.10	D	Dominion Resources	A	2.30	0.10
2011-09-01	DAL	Delta Air Lines	D	-2.91	0.30					
2011-09-01	BUD	Anheuser-busch Inbev Adr	D	-2.86	0.10	MKC	Mccormick	A	2.28	0.10
2011-09-01	PHNX	Phoenix	D	-2.87	0.20	ABC	Amerisourcebergen	A	2.24	0.20
2011-09-01	ASH	Ashland Global	C	-1.87	0.40	FCX	Freeport-mcmoran	A	2.23	0.40
2011-09-01	TIVO	Tivo	C	-1.88	0.20	SBUX	Starbucks	A	2.28	0.20
2011-09-01	ABI	Anheuser-busch Inbev	D	-2.85	0.20	SLB	Schlumberger	A	2.24	0.20
2011-10-03	NWY	New York	C	-1.93	0.20	WFM	Whole Foods Market	A	3.00	0.20

Date	Ticker	Name	R	SM	W (%)	Ticker	Name	R	SM	W (%)
2011-10-03	ABT	Abbott Laboratories	C	-1.85	1.20	EW	Edwards Lifesciences	A	2.51	1.20
2011-10-03	PPO	Polypore International	C	-1.87	0.20	BLL	Ball	A	2.36	0.20
2011-10-03	HES	Hess	D	-2.91	0.20					
2011-10-03	CTSH	Cognizant Technology Solutions	D	-2.88	0.50	TDC	Teradata	A	2.74	0.50
2011-10-03	EME	Emcor	D	-2.90	0.30					
2011-10-03	GES	Guess?	D	-2.90	0.30					
2011-10-03	ANTM	Anthem	C	-1.87	0.70	BIIB	Biogen	A	2.32	0.70
2011-10-03	SBB	Sabina Gold & Silver	C	-1.94	0.30	ED	Edison	A	2.19	0.30
2011-10-03	AXP	American Express	C	-1.86	0.20	SPG	Simon Property	A	2.68	0.20
2011-10-03	CHUX	OCharleys	D	-2.89	0.00	CMG	Chipotle Mexican Grill	A	3.00	0.00
2011-10-03	MITI	Micromet	D	-2.89	0.10	CEPH	Cephalon	A	2.25	0.10
2011-10-03	CHRS	Charming Shoppes	D	-2.92	0.10					
2011-10-03	FSIN	Fushi Copperweld	D	-2.92	0.10					
2011-10-03	CDI	Christian Dior	D	-2.88	0.60	CMS	Cms Energy	A	2.19	0.60
2011-10-03	CRS	Carpenter Technology	C	-1.88	0.40	SIAL	Sigma Aldrich	A	2.22	0.40
2011-10-03	CMI	Cummins	C	-1.89	0.10	ACN	Accenture Cl A	A	2.32	0.10
2011-10-03	SMRT	Stein Mart	D	-2.91	0.10					
2011-10-03	DHR	Danaher	C	-1.88	0.00	GWW	Ww Grainger	A	2.25	0.00
2011-10-03	RIG	Transocean	D	-2.91	0.30					
2011-10-03	DEST	Destination Maternity Corporation	D	-2.92	0.20					
2011-10-03	69	Shangri-la Asia	C	-1.89	0.00	AEE	Ameren	A	2.19	0.00
2011-10-03	ESL	Esterline Technologies	C	-1.90	0.50	ROP	Roper Technologies	A	2.20	0.50
2011-10-03	GMCR	Keurig Green Mountain	C	-1.87	1.20	MJN	Mead Johnson Nutrition	A	2.43	1.20
2011-10-03	TEN	Tenneco	D	-2.91	0.00					
2011-10-03	JBL	Jabil Circuit	C	-1.88	0.10	DOV	Dover	A	2.18	0.10
2011-10-03	FWLT	Foster Wheeler	D	-2.93	0.30					
2011-10-03	GE	General Electric	C	-1.89	0.20	LMT	Lockheed Martin	A	2.17	0.20
2011-10-03	HAS	Hasbro	D	-2.89	0.40	KO	Coca-cola	A	2.29	0.40
2011-10-03	HBAN	Huntington Bancshares	D	-2.88	0.20	VNO	Vornado Realty Trust	A	2.41	0.20
2011-10-03	HCP	Hcp	C	-1.85	0.20	PSA	Public Storage	A	2.37	0.20
2011-10-03	PCLN	The Priceline	C	-1.86	0.20	TWC	Time Warner Cable Inc.	A	2.47	0.20
2011-10-03	HUM	Humana	C	-1.86	0.30	DVA	Davita	A	2.24	0.30
2011-10-03	SHOO	Steven Madden	C	-1.88	0.40	HOG	Harley-davidson	A	2.26	0.40
2011-10-03	MS	Morgan Stanley	D	-2.93	0.20					
2011-10-03	NPSP	NPS Pharmaceuticals	C	-1.90	0.00	ISRG	Intuitive Surgical	A	2.23	0.00
2011-10-03	JEC	Jacobs Engineering	D	-2.90	0.10					
2011-10-03	JNJ	Johnson & Johnson	C	-1.85	0.90	AGN	Allergan	A	2.23	0.90
2011-10-03	KLIC	Kulicke & Soffa Industries	C	-1.91	0.20	CERN	Cerner	A	2.30	0.20
2011-10-03	LNC	Lincoln National	D	-2.92	0.20					
2011-10-03	MCRS	Micros Systems	C	-1.87	0.60	XLNX	Xilinx	A	2.18	0.60
2011-10-03	EVR	Evercore Partners	D	-2.91	0.10					
2011-10-03	MOT	Motorola Solutions	C	-1.86	0.40	DELL	Dell	A	2.18	0.40
2011-10-03	GIL	Gildan Activewear	D	-2.88	0.10	XEL	Xcel Energy	A	2.19	0.10
2011-10-03	OKE	Oneok	C	-1.86	0.20	NI	Nisource	A	2.44	0.20
2011-10-03	NCM	Newcrest Mining	D	-2.86	1.00	FE	Firstenergy	A	2.19	1.00
2011-10-03	ORCL	Oracle	C	-1.87	1.00	GOOGL	Google Class A	A	2.17	1.00
2011-10-03	OXY	Occidental Petroleum	C	-1.90	0.90	FTI	Fmc Technologies	A	2.59	0.90
2011-10-03	COP	Conocophillips	C	-1.87	0.50	BHI	Baker Hughes	A	2.28	0.50
2011-10-03	PG	Procter & Gamble	C	-1.84	1.50	LO	Lorillard	A	2.25	1.50
2011-10-03	PVH	Pvh	C	-1.88	0.60	HSY	The Hershey	A	2.21	0.60
2011-10-03	ROST	Ross Stores	C	-1.85	1.30	AN	Autonation	A	2.29	1.30
2011-10-03	T	At&t	C	-1.85	1.00	CNP	Centerpoint Energy	A	2.33	1.00
2011-10-03	SJM	Jm Smucker	C	-1.85	0.40	KMB	Kimberly-clark	A	2.19	0.40
2011-10-03	STI	Suntrust Banks	D	-2.91	0.20					
2011-10-03	DGIT	Digital Generation	D	-2.93	0.20					

Date	Ticker	Name	R	SM	W (%)	Ticker	Name	R	SM	W (%)
2011-10-03	ROC	Rockwood Holdings	C	-1.91	0.30	FMC	Fmc	A	2.20	0.30
2011-10-03	TIF	Tiffany	C	-1.88	0.00	MCD	Mcdonald's	A	2.26	0.00
2011-10-03	TOL	Toll Brothers	D	-2.90	0.00	LUK	Leucadia National	A	2.19	0.00
2011-10-03	TROW	T Rowe Price	D	-2.89	0.20	KIM	Kimco Realty	A	2.34	0.20
2011-10-03	SIRO	Sirona Dental Systems	C	-1.88	0.40	BMJ	Bristol-myers Squibb	A	2.22	0.40
2011-10-03	TXT	Textron	D	-2.90	0.30					
2011-10-03	WFC	Wells Fargo	D	-2.89	1.50	AOC	Aon plc	A	2.19	1.50
2011-10-03	WMB	Williams Companies	C	-1.88	0.40	MRO	Marathon Oil	A	2.28	0.40
2011-10-03	PTP	Underwriters Holdings	D	-2.89	0.10	AMB	Prologis	A	2.17	0.10
2011-10-03	IVZ	Invesco	D	-2.91	0.10					
2011-10-03	NBR	Nabors Industries	D	-2.94	0.20					
2011-10-03	CBG	Cbre	D	-2.93	0.20					
2011-10-03	BSX	Boston Scientific	C	-1.88	0.20	CI	Cigna	A	2.21	0.20
2011-10-03	ARM	Arm Holdings	C	-1.86	1.20	SO	Southern	A	2.18	1.20
2011-10-03	CMP	Compass Minerals International	D	-2.89	0.30	PX	Praxair	A	2.19	0.30
2011-10-03	HNGR	Hanger	C	-1.89	0.90	CELG	Celgene	A	2.19	0.90
2011-10-03	NKE	Nike	C	-1.85	0.40	GIS	General Mills	A	2.18	0.40
2011-10-03	INVA	Innoviva	D	-2.89	0.10	BDX	Becton Dickinson	A	2.18	0.10
2011-10-03	UNH	Unitedhealth	C	-1.87	0.40	THC	Tenet Healthcare	A	2.15	0.40
2011-10-03	SNX	Synnex	D	-2.88	0.30	TLAB	Tellabs	B	1.18	0.30
2011-10-03	FFIV	F5 Networks	D	-2.90	0.10					
2011-10-03	SLH	Solera Holdings	C	-1.87	0.80	BRCM	Broadcom Corp	B	1.17	0.80
2011-10-03	VRX	Pharmaceuticals International	C	-1.89	0.80	KR	Kroger	A	2.18	0.80
2011-10-03	JPM	Jpmorgan Chase	D	-2.90	1.40					
2011-10-03	CP	Canadian Pacific Railway	D	-2.88	0.10	AEP	American Electric Power	A	2.18	0.10
2011-10-03	ITV	Itv	D	-2.90	0.30	NRG	Nrg Energy	A	2.18	0.30
2011-10-03	BRK.A	Berkshire Hathaway	D	-2.87	0.30	WY	Weyerhaeuser	A	2.17	0.30
2011-10-03	MCK	Mckesson	C	-1.86	1.40	JWN	Nordstrom	A	2.26	1.40
2011-10-03	DKS	Dick's Sporting Goods	C	-1.88	0.10	SBUX	Starbucks	A	2.26	0.10
2011-10-03	RAX	Rackspace Hosting	C	-1.89	0.40	LXK	Lexmark Intl	B	1.16	0.40
2011-10-03	BEAM	Beam Inc	C	-1.86	0.30	SNA	Snap-on	A	2.18	0.30
2011-10-03	USB	Us Bancorp	D	-2.86	0.20	D	Dominion Resources	A	2.30	0.20
2011-10-03	SNDK	Sandisk Corp	D	-2.88	0.60	EQT	Eqst	A	2.26	0.60
2011-10-03	CTXS	Citrix Systems	D	-2.90	0.30	CBS	Cbs	A	2.24	0.30
2011-10-03	ZIOP	Ziopharm Oncology	C	-1.92	0.10	AMGN	Amgen	B	1.17	0.10
2011-10-03	3998	Bosideng International	D	-2.94	0.10					
2011-10-03	HON	Honeywell International	C	-1.89	0.90	TSS	Total System Services	A	2.17	0.90
2011-10-03	IMB	Imperial Brands	C	-1.84	0.20	SLB	Schlumberger	A	2.18	0.20
2011-10-03	ULE	Ultra Electronics	D	-2.87	0.10	EXC	Exelon	A	2.17	0.10
2011-10-03	EEP	Enbridge Energy Partners	D	-2.87	0.20	RRC	Range Resources	A	2.28	0.20
2011-10-03	CATO	Cato	D	-2.88	0.20	BBBY	Bed Bath & Beyond	A	2.26	0.20
2011-10-03	HPQ	Hp	D	-2.92	0.10					
2011-10-03	UPS	United Parcel Service	D	-2.86	0.10	ITT	ITT Inc.	A	2.16	0.10
2011-10-03	UAL	United Continental	D	-2.90	0.20					
2011-10-03	SVRA	Savara	D	-2.96	0.00					
2011-10-03	TSLA	Tesla	C	-1.86	0.10	CAH	Cardinal Health	A	2.22	0.10
2011-10-03	TLEO	Taleo	D	-2.89	0.10	GAS	Nicor	A	2.22	0.10
2011-10-03	HDB	Hdfc Bank Adr	D	-2.87	0.10	CEG	Constellation Energy	A	2.22	0.10
2011-10-03	HSP	Hospira	D	-2.90	0.10	ABC	Amerisourcebergen	A	2.22	0.10
2011-10-03	GTI	GrafTech International	D	-2.91	0.10					
2011-10-03	TRW	TRW Automotive Holdings	D	-2.92	0.30					
2011-10-03	WRC	Warnaco Group	D	-2.89	0.40	HRB	H.& R.block	A	2.21	0.40
2011-10-03	VPG	Vishay Precision	D	-2.88	0.10	R	Ryder System	A	2.16	0.10

Date	Ticker	Name	R	SM	W (%)	Ticker	Name	R	SM	W (%)
2011-10-03	RF	Regions Financial	D	-2.94	0.10					
2011-10-03	DC	Dixons Carphone	C	-1.87	0.10	SWN	Southwestern Energy	A	2.17	0.10
2011-10-03	AOSL	Alpha & Omega Semiconductor	D	-2.91	0.10					
2011-10-03	DAL	Delta Air Lines	D	-2.92	0.30					
2011-10-03	GTATQ	GT Advanced Technologies	C	-1.94	0.10	EXPE	Expedia	A	2.21	0.10
2011-10-03	LULU	Lululemon Athletica	C	-1.88	0.20	WAG	Walgreens Boots Alliance	A	2.20	0.20
2011-10-03	BUD	Anheuser-busch Inbev Adr	D	-2.86	0.20	LTD	L Brands	A	2.20	0.20
2011-10-03	PHNX	Phoenix	D	-2.88	0.20	PEG	Public Service Enterprise	A	2.17	0.20
2011-10-03	AVEO	AVEO Pharmaceuticals	C	-1.88	0.30	PGN	Progress Energy	A	2.20	0.30
2011-10-03	MDLZ	Mondelez International	C	-1.85	0.50	DUK	Duke Energy	A	2.19	0.50
2011-10-03	ASH	Ashland Global	C	-1.90	0.40	PPG	Ppg Industries	A	2.18	0.40
2011-10-03	TIVO	Tivo	D	-2.90	0.20					
2011-10-03	ABI	Anheuser-busch Inbev	D	-2.84	0.20	HP	Helmerich & Payne	A	2.16	0.20
2011-11-01	NWY	New York	D	-2.94	0.20					
2011-11-01	PPO	Polypore International	C	-1.88	0.20	GR	Goodrich	A	2.77	0.20
2011-11-01	HES	Hess	D	-2.89	0.20	MRO	Marathon Oil	A	2.36	0.20
2011-11-01	EME	Emcor	D	-2.88	0.30	BLL	Ball	A	2.40	0.30
2011-11-01	GES	Guess?	D	-2.88	0.30	CMG	Chipotle Mexican Grill	A	3.00	0.30
2011-11-01	APA	Apache	D	-2.88	0.90	RRC	Range Resources	A	2.35	0.90
2011-11-01	APC	Anadarko Petroleum	C	-1.85	0.60	BHI	Baker Hughes	A	2.34	0.60
2011-11-01	VMW	Vmware	C	-1.85	0.10	TDC	Teradata	A	2.83	0.10
2011-11-01	ANTM	Anthem	C	-1.86	0.60	BIIB	Biogen	A	2.41	0.60
2011-11-01	SBB	Sabina Gold & Silver	D	-2.91	0.40					
2011-11-01	AXP	American Express	C	-1.85	0.80	PSA	Public Storage	A	2.44	0.80
2011-11-01	BAC	Bank Of America	D	-2.93	0.70					
2011-11-01	CHUX	OCharleys	D	-2.87	0.00	TWC	Time Warner Cable Inc.	A	2.48	0.00
2011-11-01	FSIN	Fushi Copperweld	D	-2.90	0.10	ACN	Accenture Cl A	A	2.36	0.10
2011-11-01	494	Li & Fung	D	-2.90	1.00					
2011-11-01	CSX	Csx	D	-2.87	0.40	GWW	Ww Grainger	A	2.29	0.40
2011-11-01	COF	Capital One Financial	C	-1.87	0.60	AOC	Aon plc	A	2.21	0.60
2011-11-01	SMRT	Stein Mart	D	-2.89	0.10	AN	Autonation	A	2.35	0.10
2011-11-01	DIS	Walt Disney	D	-2.87	1.00	CBS	Cbs	A	2.31	1.00
2011-11-01	RIG	Transocean	D	-2.89	0.40	EQT	Eqt	A	2.31	0.40
2011-11-01	DEST	Destination Maternity Corporation	D	-2.89	0.30	SBUX	Starbucks	A	2.30	0.30
2011-11-01	69	Shangri-la Asia	D	-2.89	0.00	D	Dominion Resources	A	2.31	0.00
2011-11-01	ESL	Esterline Technologies	D	-2.89	0.40	ROP	Roper Technologies	A	2.24	0.40
2011-11-01	GMCR	Keurig Green Mountain	C	-1.91	0.40	MJN	Mead Johnson Nutrition	A	2.45	0.40
2011-11-01	TEN	Tenneco	D	-2.89	0.10	KO	Coca-cola	A	2.30	0.10
2011-11-01	MT	Arcelormittal	D	-2.92	0.20					
2011-11-01	JBL	Jabil Circuit	C	-1.86	0.20	TSS	Total System Services	A	2.20	0.20
2011-11-01	FWLT	Foster Wheeler	D	-2.91	0.30					
2011-11-01	GE	General Electric	D	-2.88	0.20	FAST	Fastenal	A	2.19	0.20
2011-11-01	HAS	Hasbro	D	-2.87	0.40	HOG	Harley-davidson	A	2.29	0.40
2011-11-01	HBAN	Huntington Bancshares	D	-2.88	0.20	CB	Chubb Corp	A	2.20	0.20
2011-11-01	AGU	Agrium	D	-2.85	0.30	CEG	Constellation Energy	A	2.23	0.30
2011-11-01	PCLN	The Priceline	C	-1.85	0.20	JWN	Nordstrom	A	2.29	0.20
2011-11-01	SHOO	Steven Madden	C	-1.85	0.60	LO	Lorillard	A	2.24	0.60
2011-11-01	MS	Morgan Stanley	D	-2.91	0.60					
2011-11-01	NPSP	NPS Pharmaceuticals	D	-2.91	0.00					
2011-11-01	JEC	Jacobs Engineering	D	-2.88	0.20	LMT	Lockheed Martin	A	2.18	0.20

Date	Ticker	Name	R	SM	W (%)	Ticker	Name	R	SM	W (%)
2011-11-01	JNJ	Johnson & Johnson	C	-1.84	0.50	ISRG	Intuitive Surgical	A	2.29	0.50
2011-11-01	KLIC	Kulicke & Soffa Industries	C	-1.88	0.20	CERN	Cerner	A	2.28	0.20
2011-11-01	CRM	Salesforce.com	D	-2.84	0.50	KLAC	Kla-tencor	A	2.22	0.50
2011-11-01	LNC	Lincoln National	D	-2.90	0.20	MMC	Marsh & McLennan Cos	A	2.19	0.20
2011-11-01	NBL	Noble Energy	D	-2.86	0.10	EP	El Paso Corporation	A	2.24	0.10
2011-11-01	GIL	Gildan Activewear	D	-2.88	0.10	GAS	Nicor	A	2.23	0.10
2011-11-01	NCM	Newcrest Mining	D	-2.86	1.00	FDO	Family Dollar Stores	A	2.21	1.00
2011-11-01	ORCL	Oracle	C	-1.85	1.30	XLNX	Xilinx	A	2.22	1.30
2011-11-01	F	Ford Motor	D	-2.90	0.10	COG	Cabot Oil & Gas	A	2.22	0.50
2011-11-01	COP	Conocophillips	C	-1.86	0.50	TRV	Travelers Companies	B	1.20	0.20
2011-11-01	PNC	Pnc Financial Services	D	-2.87	0.20	HSY	The Hershey	A	2.21	0.60
2011-11-01	PVH	Pvh	C	-1.84	0.60	VZ	Verizon Communications	A	2.24	0.50
2011-11-01	T	At&t	D	-2.84	0.50	HP	Helmerich & Payne	A	2.22	0.10
2011-11-01	SLB	Schlumberger	D	-2.88	0.10	STI	Suntrust Banks	D	-2.90	0.20
2011-11-01	DGIT	Digital Generation	D	-2.92	0.10	DGIT	Digital Generation	D	-2.92	0.10
2011-11-01	RADL3	Raia Drogasil	D	-2.85	0.20	HD	The Home Depot	A	2.21	0.20
2011-11-01	ROC	Rockwood Holdings	C	-1.88	0.20	PX	Praxair	A	2.21	0.20
2011-11-01	TMO	Thermo Fisher Scientific	D	-2.88	0.30	AGN	Allergan	A	2.24	0.30
2011-11-01	TOL	Toll Brothers	D	-2.87	0.00	TSN	Tyson Foods	A	2.20	0.00
2011-11-01	TROW	T Rowe Price	D	-2.88	0.30	AIZ	Assurant	B	1.20	0.30
2011-11-01	SIRO	Sirona Dental Systems	C	-1.87	0.40	CI	Cigna	A	2.23	0.40
2011-11-01	TXT	Textron	D	-2.89	0.30	PH	Parker-hannifin	B	1.22	0.30
2011-11-01	ESND	Essendant	D	-2.85	0.50	TEL	Te Connectivity	B	1.21	0.50
2011-11-01	UTX	United Technologies	D	-2.86	1.20	PWR	Quanta Services	B	1.20	1.20
2011-11-01	WFC	Wells Fargo	D	-2.88	1.70	TMK	Torchmark	B	1.20	1.70
2011-11-01	WMB	Williams Companies	C	-1.85	0.50	SWN	Southwestern Energy	A	2.22	0.50
2011-11-01	PTP	Platinum Underwriters Holdings	D	-2.88	0.10	XL	XL	B	1.19	0.10
2011-11-01	IVZ	Invesco Cameron International Corp.	D	-2.89	0.40	EFX	Equifax	B	1.19	0.40
2011-11-01	CAM	International	D	-2.85	0.10	SE	Spectra Energy	A	2.20	0.10
2011-11-01	NBR	Nabors Industries	D	-2.91	0.20	BMJ	Bristol-myers Squibb	A	2.22	0.20
2011-11-01	CBG	Cbre	D	-2.90	0.20	CELG	Celgene	A	2.20	0.10
2011-11-01	BSX	Boston Scientific	D	-2.88	0.20	EIX	Edison International	A	2.20	0.10
2011-11-01	ESRX	Express Scripts	D	-2.88	0.10	PGN	Progress Energy	A	2.20	1.20
2011-11-01	ASML	Asml	C	-1.85	0.10	BBBY	Bed Bath & Beyond	A	2.29	0.10
2011-11-01	ARM	Arm Holdings	C	-1.85	1.20	TIE	Titanium Metals	B	1.20	0.30
2011-11-01	CLCT	Collectors Universe	C	-1.86	0.10	ABC	Amerisourcebergen	A	2.24	0.10
2011-11-01	CMP	Compass Minerals International	D	-2.87	0.30	INTC	Intel	A	2.21	0.30
2011-11-01	EBAY	Ebay	C	-1.85	0.10	AMGN	Amgen	A	2.17	0.70
2011-11-01	AVGO	Avago Technologies	C	-1.86	0.30	PPL	Ppl	A	2.20	0.30
2011-11-01	HNGR	Hanger	D	-2.90	0.70	DGX	Quest Diagnostics	B	1.19	0.50
2011-11-01	GS	Goldman Sachs	D	-2.90	0.30	DELL	Dell	A	2.19	0.20
2011-11-01	IFX	Infineon Technologies	D	-2.88	0.30	INTU	Intuit	A	2.19	0.70
2011-11-01	UNH	Unitedhealth	C	-1.86	0.50	Berkshire Hathaway B	Berkshire Hathaway B	B	1.19	1.60
2011-11-01	SNX	Synnex	D	-2.87	0.20	CAH	Cardinal Health	A	2.24	0.10
2011-11-01	SLH	Solera Holdings	C	-1.86	0.70	HRB	H.& R.block	A	2.23	0.20
2011-11-01	JPM	Jpmorgan Chase	D	-2.89	1.60					
2011-11-01	TWX	Time Warner	C	-1.85	0.10					
2011-11-01	DKS	Dick's Sporting Goods	C	-1.85	0.20					

Date	Ticker	Name	R	SM	W (%)	Ticker	Name	R	SM	W (%)
2011-11-01	RAX	Rackspace Hosting	C	-1.86	0.40	MSFT	Microsoft	A	2.18	0.40
2011-11-01	BEAM	Beam Inc	C	-1.84	0.50	RAI	Reynolds American	A	2.19	0.50
2011-11-01	210	Daphne International	C	-1.85	0.10	AEE	Ameren	A	2.20	0.10
2011-11-01	ZIOP	Ziopharm Oncology	C	-1.90	0.10	MRK	Merck & Co	B	1.18	0.10
2011-11-01	C	Citigroup	D	-2.91	1.20					
2011-11-01	3998	Bosideng International	D	-2.91	0.20					
2011-11-01	KIRK	Kirkland's	D	-2.89	0.10	LTD	L Brands	A	2.23	0.10
2011-11-01	HON	Honeywell International	D	-2.86	1.00	R	Ryder System	B	1.19	1.00
2011-11-01	ULE	Ultra Electronics	D	-2.86	0.10	FD	Macy's	A	2.20	0.10
2011-11-01	PM	Philip Morris International	C	-1.84	0.90	GPC	Genuine Parts	A	2.19	0.90
2011-11-01	CATO	Cato	D	-2.85	0.20	BIG	Big Lots	A	2.21	0.20
2011-11-01	HPQ	Hp	D	-2.91	0.20					
2011-11-01	SVRA	Savara	D	-2.96	0.00					
2011-11-01	HDB	Hdfc Bank Adr	D	-2.84	0.10	L	Loews	B	1.19	0.10
2011-11-01	GTI	GrafTech International	D	-2.89	0.10	FISV	Fiserv	B	1.19	0.10
2011-11-01	TRW	TRW Automotive Holdings	D	-2.90	0.30	MAT	Mattel	A	2.19	0.30
2011-11-01	WRC	Warnaco Group	D	-2.88	0.30	KMB	Kimberly-clark	A	2.18	0.30
2011-11-01	VPG	Vishay Precision	D	-2.86	0.10	MOLX	Molex	B	1.19	0.10
2011-11-01	RF	Regions Financial	D	-2.92	0.10					
2011-11-01	DFS	Discover Financial Services	C	-1.86	0.60	VTR	Ventas	B	1.19	0.60
2011-11-01	SGP	Supergroup	D	-2.91	0.10					
2011-11-01	DC.	Dixons Carphone	D	-2.87	0.10	COST	Costco Wholesale	A	2.20	0.10
2011-11-01	AOSL	Alpha & Omega Semiconductor	D	-2.90	0.10	FFIV	F5 Networks	B	1.24	0.10
2011-11-01	ACHI	Accrete Health	C	-1.88	0.00	NI	Nisource	A	2.45	0.00
2011-11-01	LULU	Lululemon Athletica	C	-1.86	0.30	GIS	General Mills	A	2.18	0.30
2011-11-01	PHNX	Phoenix	D	-2.88	0.00	CMS	Cms Energy	A	2.20	0.00
2011-11-01	AVEO	AVEO Pharmaceuticals	C	-1.88	0.30	CNP	Centerpoint Energy	A	2.35	0.30
2011-11-01	ASH	Ashland Global	D	-2.88	0.40	PPG	Ppg Industries	B	1.19	0.40
2011-11-01	TIVO	Tivo	D	-2.89	0.20	NVLS	Novellus Systems	B	1.21	0.20
2011-12-01	NWY	New York	D	-2.93	0.20					
2011-12-01	PPO	Polypore International	C	-1.88	0.20	GR	Goodrich	A	2.77	0.20
2011-12-01	HES	Hess	D	-2.89	0.20	MRO	Marathon Oil	A	2.39	0.20
2011-12-01	EME	Emcor	D	-2.87	0.30	ACN	Accenture Cl A	A	2.36	0.30
2011-12-01	GES	Guess?	D	-2.89	0.30	CMG	Chipotle Mexican Grill	A	3.00	0.30
2011-12-01	APA	Apache	D	-2.88	0.90	RRC	Range Resources	A	2.36	0.90
2011-12-01	MYRG	Myr	D	-2.89	0.10	GWW	Ww Grainger	A	2.32	0.10
2011-12-01	SBB	Sabina Gold & Silver	D	-2.91	0.40					
2011-12-01	AXP	American Express	C	-1.85	0.80	PSA	Public Storage	A	2.45	0.80
2011-12-01	BCR	C R Bard	D	-2.87	0.40	BIIB	Biogen	A	2.42	0.40
2011-12-01	CDE	Coeur Mining	C	-1.87	0.30	PX	Praxair	A	2.21	0.30
2011-12-01	CSX	Csx	D	-2.87	0.50	ROP	Roper Technologies	A	2.26	0.50
2011-12-01	COF	Capital One Financial	D	-2.87	0.60	MCO	Moody's	A	2.22	0.60
2011-12-01	SMRT	Stein Mart	D	-2.90	0.10					
2011-12-01	DIS	Walt Disney	D	-2.86	1.00	CBS	Cbs	A	2.32	1.00
2011-12-01	RIG	Transocean	D	-2.91	0.30					
2011-12-01	DEST	Destination Maternity Corporation	D	-2.90	0.20					
2011-12-01	69	Shangri-la Asia	D	-2.90	0.00	NI	Nisource	A	2.48	0.00
2011-12-01	EMC	EMC Corp	D	-2.86	0.10	TDC	Teradata	A	2.79	0.10
2011-12-01	ESL	Esterline Technologies	D	-2.89	0.40	FAST	Fastenal	A	2.22	0.40
2011-12-01	GMCR	Keurig Green Mountain	C	-1.92	0.40	MJN	Mead Johnson Nutrition	A	2.48	0.40
2011-12-01	TEN	Tenneco	D	-2.90	0.10	HOG	Harley-davidson	A	2.29	0.10
2011-12-01	MT	Arcelormittal	D	-2.92	0.20					
2011-12-01	FWLT	Foster Wheeler	D	-2.92	0.30					
2011-12-01	GE	General Electric	D	-2.88	0.20	PWR	Quanta Services	A	2.21	0.20

Date	Ticker	Name	R	SM	W (%)	Ticker	Name	R	SM	W (%)
2011-12-01	HAL	Halliburton	D	-2.89	1.10	EQT	Eqst	A	2.31	1.10
2011-12-01	HAS	Hasbro	D	-2.88	0.40	LO	Lorillard	A	2.25	0.40
2011-12-01	HBAN	Huntington Bancshares	D	-2.87	0.20	AOC	Aon plc	A	2.21	0.20
2011-12-01	AGU	Agrium	D	-2.86	0.30	CNP	Centerpoint Energy	A	2.34	0.30
2011-12-01	SHOO	Steven Madden	C	-1.86	0.50	EL	Estee Lauder Companies	A	2.23	0.50
2011-12-01	MS	Morgan Stanley	D	-2.92	0.50					
2011-12-01	NPSP	NPS Pharmaceuticals	D	-2.91	0.00					
2011-12-01	JNJ	Johnson & Johnson	C	-1.84	0.50	ISRG	Intuitive Surgical	A	2.29	0.50
2011-12-01	CRM	Salesforce.com	D	-2.86	0.40	CERN	Cerner	A	2.28	0.40
2011-12-01	LNC	Lincoln National	D	-2.89	0.30	NDAQ	Nasdaq	A	2.21	0.30
2011-12-01	GIL	Gildan Activewear	D	-2.92	0.10					
2011-12-01	NCM	Newcrest Mining	D	-2.85	1.10	D	Dominion Resources	A	2.31	1.10
2011-12-01	ORCL	Oracle	C	-1.85	1.30	KLAC	Kla-tencor	A	2.23	1.30
2011-12-01	F	Ford Motor	D	-2.91	0.10					
2011-12-01	COP	Conocophillips	C	-1.85	0.50	HP	Helmerich & Payne	A	2.25	0.50
2011-12-01	PNC	Pnc Financial Services	D	-2.86	0.20	AIZ	Assurant	A	2.21	0.20
2011-12-01	SLB	Schlumberger	D	-2.87	0.10	EP	El Paso Corporation	A	2.25	0.10
2011-12-01	STI	Suntrust Banks	D	-2.91	0.20					
2011-12-01	ROC	Rockwood Holdings	C	-1.88	0.20	ARG	Airgas Inc	A	2.20	0.20
2011-12-01	SIRO	Sirona Dental Systems	C	-1.87	0.40	AGN	Allergan	A	2.24	0.40
2011-12-01	TXT	Textron	D	-2.89	0.30	MWV	MeadWestvaco	A	2.21	0.30
2011-12-01	UTX	United Technologies	D	-2.86	1.20	TYC	Tyco International	A	2.21	1.20
2011-12-01	CF	Cf Industries	C	-1.87	0.50	ECL	Ecolab	A	2.19	0.50
2011-12-01	WFC	Wells Fargo	D	-2.87	1.70	CB	Chubb Corp	A	2.20	1.70
2011-12-01	IVZ	Invesco	D	-2.88	0.40	MMC	Marsh & McLennan Cos	A	2.20	0.40
2011-12-01	NBR	Nabors Industries	D	-2.91	0.20					
2011-12-01	CBG	Cbre	D	-2.91	0.20					
2011-12-01	BSX	Boston Scientific	D	-2.87	0.20	CI	Cigna	A	2.23	0.20
2011-12-01	ESRX	Express Scripts	D	-2.87	0.10	BMJ	Bristol-myers Squibb	A	2.23	0.10
2011-12-01	CLCT	Collectors Universe	C	-1.87	0.10	SBUX	Starbucks	A	2.32	0.10
2011-12-01	CMP	Compass Minerals International	D	-2.87	0.30	NUE	Nucor	B	1.21	0.30
2011-12-01	EBAY	Ebay	C	-1.86	0.10	BBBY	Bed Bath & Beyond	A	2.28	0.10
2011-12-01	AVGO	Avago Technologies	C	-1.86	0.30	XLNX	Xilinx	A	2.22	0.30
2011-12-01	HNGR	Hanger	D	-2.91	0.60					
2011-12-01	GS	Goldman Sachs	D	-2.91	0.30					
2011-12-01	IFX	Infinion Technologies	D	-2.87	0.20	VZ	Verizon Communications	A	2.25	0.20
2011-12-01	UNH	Unitedhealth	C	-1.85	0.50	AET	Aetna	A	2.20	0.50
2011-12-01	AEM	Agnico Eagle Mines	D	-2.89	1.40	CEG	Constellation Energy	A	2.24	1.40
2011-12-01	SLH	Solera Holdings	D	-2.87	0.60	INTC	Intel	A	2.22	0.60
2011-12-01	JPM	Jpmorgan Chase	D	-2.89	1.50	USB	Us Bancorp	A	2.19	1.50
2011-12-01	TWX	Time Warner	C	-1.85	0.20	JWN	Nordstrom	A	2.27	0.20
2011-12-01	ZIOP	Ziopharm Oncology	D	-2.89	0.10	CELG	Celgene	A	2.20	0.10
2011-12-01	C	Citigroup	D	-2.91	1.10					
2011-12-01	HPQ	Hp	D	-2.90	0.20					
2011-12-01	SVRA	Savara	D	-2.97	0.10					
2011-12-01	HDB	Hdfc Bank Adr	D	-2.86	0.10	AFL	Aflac	B	1.23	0.10
2011-12-01	GTI	GrafTech International	D	-2.89	0.10	TSS	Total System Services	A	2.20	0.10
2011-12-01	TRW	TRW Automotive Holdings	D	-2.91	0.20					
2011-12-01	WRC	Warnaco Group	D	-2.87	0.30	TSN	Tyson Foods	A	2.22	0.30
2011-12-01	VPG	Vishay Precision	D	-2.87	0.10	LMT	Lockheed Martin	A	2.19	0.10
2011-12-01	RF	Regions Financial	D	-2.91	0.10					
2011-12-01	DFS	Discover Financial Services	C	-1.84	0.70	FITB	Fifth Third Bancorp	B	1.22	0.70

Date	Ticker	Name	R	SM	W (%)	Ticker	Name	R	SM	W (%)
2011-12-01	SGP	Supergroup	D	-2.93	0.10					
2011-12-01	AOSL	Alpha & Omega Semiconductor	D	-2.90	0.10	RHT	Red Hat	A	2.21	0.10
2011-12-01	ACHI	Accretive Health	C	-1.88	0.00	PFE	Pfizer	A	2.20	0.00
2011-12-01	BBRG	Bravo Brio Restaurant Group	D	-2.89	0.10	HRB	H.& R.block	A	2.25	0.10
2011-12-01	LULU	Lululemon Athletica	C	-1.88	0.20	RAI	Reynolds American	A	2.21	0.20
2011-12-01	BTO	B2gold	C	-1.86	0.10	CAH	Cardinal Health	A	2.24	0.10
2011-12-01	3092	Start Today	C	-1.88	0.30	FTI	Fmc Technologies	A	2.23	0.30
2011-12-01	AVEO	AVEO Pharmaceuticals	C	-1.87	0.30	VAR	Varian Medical Systems	B	1.21	0.30
2011-12-01	1700	Springland International	D	-2.89	0.00	HD	The Home Depot	A	2.23	0.00
2011-12-01	ASH	Ashland Global	D	-2.87	0.50	PPG	Ppg Industries	B	1.20	0.50
2011-12-01	BHGE	Baker Hughes, A Ge	D	-2.88	0.70	COG	Cabot Oil & Gas	A	2.24	0.70
2012-01-02	NWY	New York	D	-2.94	0.20					
2012-01-02	PPO	Polypore International	C	-1.89	0.20	GR	Goodrich	A	2.78	0.20
2012-01-02	HES	Hess	D	-2.89	0.20	MRO	Marathon Oil	A	2.41	0.20
2012-01-02	GES	Guess?	D	-2.89	0.30	CMG	Chipotle Mexican Grill	A	3.00	0.30
2012-01-02	APA	Apache	D	-2.89	0.80	RRC	Range Resources	A	2.31	0.80
2012-01-02	MYRG	Myr	D	-2.88	0.10	ACN	Accenture Cl A	A	2.33	0.10
2012-01-02	SBB	Sabina Gold & Silver	D	-2.92	0.40					
2012-01-02	CDE	Coeur Mining	C	-1.89	0.20	PX	Praxair	A	2.22	0.20
2012-01-02	KLBF	Kalbe Farma	C	-1.85	0.20	NI	Nisource	A	2.50	0.20
2012-01-02	CSX	Csx	D	-2.87	0.50	GWV	Ww Grainger	A	2.32	0.50
2012-01-02	SMRT	Stein Mart	D	-2.90	0.10	CBS	Cbs	A	2.34	0.10
2012-01-02	RIG	Transocean	D	-2.93	0.20					
2012-01-02	ATHN	Athenahealth	C	-1.88	0.00	TDC	Teradata	A	2.71	0.00
2012-01-02	69	Shangri-la Asia	D	-2.90	0.00					
2012-01-02	EMC	EMC Corp	D	-2.87	0.10	MMI	Motorola Mobility Holdings	A	2.31	0.10
2012-01-02	ESL	Esterline Technologies	D	-2.89	0.40	ROP	Roper Technologies	A	2.26	0.40
2012-01-02	GMCR	Keurig Green Mountain	C	-1.93	0.30	MJN	Mead Johnson Nutrition	A	2.44	0.30
2012-01-02	TEN	Tenneco	D	-2.89	0.10	HOG	Harley-davidson	A	2.30	0.10
2012-01-02	MT	Arcelormittal	D	-2.92	0.20					
2012-01-02	FWLT	Foster Wheeler	D	-2.92	0.30					
2012-01-02	HAL	Halliburton	D	-2.90	1.10	EQT	Eqt	A	2.28	1.10
2012-01-02	HAS	Hasbro	D	-2.89	0.30	LEN	Lennar	A	2.26	0.30
2012-01-02	AGU	Agrium	D	-2.87	0.30	CNP	Centerpoint Energy	A	2.34	0.30
2012-01-02	MS	Morgan Stanley	D	-2.92	0.50					
2012-01-02	NPSP	NPS Pharmaceuticals	D	-2.89	0.00	BIIB	Biogen	A	2.40	0.00
2012-01-02	CRM	Salesforce.com	D	-2.88	0.40	NVLS	Novellus Systems	A	2.25	0.40
2012-01-02	LNC	Lincoln National	D	-2.89	0.20	PSA	Public Storage	A	2.47	0.20
2012-01-02	GIL	Gildan Activewear	D	-2.91	0.10					
2012-01-02	NCM	Newcrest Mining	D	-2.88	0.90	D	Dominion Resources	A	2.32	0.90
2012-01-02	ORCL	Oracle	C	-1.88	1.10	FFIV	F5 Networks	A	2.25	1.10
2012-01-02	F	Ford Motor	D	-2.90	0.10					
2012-01-02	PNC	Pnc Financial Services	D	-2.85	0.20	AIZ	Assurant	A	2.22	0.20
2012-01-02	SLB	Schlumberger	D	-2.88	0.10	EP	El Paso Corporation	A	2.26	0.10
2012-01-02	STI	Suntrust Banks	D	-2.91	0.20					
2012-01-02	ROC	Rockwood Holdings	D	-2.89	0.20	ARG	Airgas Inc	A	2.21	0.20
2012-01-02	AMZN	Amazon.com	C	-1.88	1.10	SBUX	Starbucks	A	2.33	1.10
2012-01-02	SIRO	Sirona Dental Systems	C	-1.87	0.40	ISRG	Intuitive Surgical	A	2.31	0.40
2012-01-02	UTX	United Technologies	D	-2.87	1.10	RHI	Robert Half International	A	2.24	1.10
2012-01-02	CF	Cf Industries	C	-1.87	0.50	ECL	Ecolab	A	2.20	0.50
2012-01-02	G	Goldcorp	C	-1.86	1.20	VZ	Verizon Communications	A	2.26	1.20
2012-01-02	NBR	Nabors Industries	D	-2.91	0.20					
2012-01-02	CBG	Cbre	D	-2.91	0.20					
2012-01-02	BSX	Boston Scientific	D	-2.89	0.20	PRGO	Perrigo Company plc	A	2.29	0.20

Date	Ticker	Name	R	SM	W (%)	Ticker	Name	R	SM	W (%)
2012-01-02	CLCT	Collectors Universe	C	-1.87	0.10	JWN	Nordstrom	A	2.29	0.10
2012-01-02	CMP	Compass Minerals International	D	-2.88	0.30	FMC	Fmc	A	2.19	0.30
2012-01-02	EBAY	Ebay	C	-1.84	0.10	BBBY	Bed Bath & Beyond	A	2.27	0.10
2012-01-02	AVGO	Avago Technologies	C	-1.86	0.30	KLAC	Kla-tencor	A	2.24	0.30
2012-01-02	HNGR	Hanger	D	-2.89	0.70	AGN	Allergan	A	2.25	0.70
2012-01-02	GS	Goldman Sachs	D	-2.91	0.30					
2012-01-02	IFX	Infinion Technologies	D	-2.88	0.20	GT	Goodyear Tire & Rubber	A	2.25	0.20
2012-01-02	ABX	Barrick Gold	C	-1.86	0.60	DHI	D.r. Horton	A	2.25	0.60
2012-01-02	AEM	Agnico Eagle Mines	D	-2.91	1.20					
2012-01-02	SLH	Solera Holdings	D	-2.88	0.60	CSCO	Cisco Systems	A	2.22	0.60
2012-01-02	JPM	Jpmorgan Chase	D	-2.88	1.70	AOC	Aon plc	A	2.22	1.70
2012-01-02	TWX	Time Warner	C	-1.84	0.20	HRB	H.& R.block	A	2.26	0.20
2012-01-02	ACT	Actavis	C	-1.86	0.40	BMJ	Bristol-myers Squibb	A	2.24	0.40
2012-01-02	ZIOP	Ziopharm Oncology	D	-2.90	0.10					
2012-01-02	C	Citigroup	D	-2.91	1.10					
2012-01-02		Anhanguera Educacional Participacoes	D	-2.92	0.30					
2012-01-02	HPQ	Hp	D	-2.91	0.20					
2012-01-02	SVRA	Savara	D	-2.98	0.10					
2012-01-02	HDB	Hdfc Bank Adr	D	-2.86	0.10	EFX	Equifax	A	2.22	0.10
2012-01-02	GTI	GrafTech International	D	-2.90	0.10	FAST	Fastenal	A	2.23	0.10
2012-01-02	TRW	TRW Automotive Holdings	D	-2.91	0.20					
2012-01-02	RF	Regions Financial	D	-2.91	0.10					
2012-01-02	DFS	Discover Financial Services	C	-1.84	0.70	MCO	Moody's	A	2.21	0.70
2012-01-02	SGP	Supergroup	D	-2.93	0.10					
2012-01-02	AOSL	Alpha & Omega Semiconductor	D	-2.91	0.10					
2012-01-02	ACHI	Accretive Health	C	-1.88	0.10	CI	Cigna	A	2.22	0.10
2012-01-02	BBRG	Bravo Brio Restaurant Group	D	-2.89	0.10	HD	The Home Depot	A	2.25	0.10
2012-01-02	LULU	Lululemon Athletica	C	-1.88	0.20	LO	Lorillard	A	2.26	0.20
2012-01-02	BTO	B2gold	C	-1.88	0.10	CEG	Constellation Energy	A	2.24	0.10
2012-01-02	3092	Start Today	C	-1.86	0.40	WYN	Wyndham Worldwide	A	2.23	0.40
2012-01-02	1700	Springland International	D	-2.89	0.10	FTI	Fmc Technologies	A	2.23	0.10
2012-01-02	BHGE	Baker Hughes, A Ge	D	-2.90	0.60	HP	Helmerich & Payne	A	2.25	0.60
2012-02-01	NWY	New York	D	-2.94	0.20					
2012-02-01	PPO	Polypore International	D	-2.90	0.20	GR	Goodrich	A	2.79	0.20
2012-02-01	HES	Hess	D	-2.89	0.20	MRO	Marathon Oil	A	2.44	0.20
2012-02-01	ELD	Eldorado Gold	D	-2.88	0.30	NI	Nisource	A	2.50	0.30
2012-02-01	NOKIA	Nokia	D	-2.87	0.10	GWW	Ww Grainger	A	2.33	0.10
2012-02-01	GES	Guess?	D	-2.88	0.30	CMG	Chipotle Mexican Grill	A	3.00	0.30
2012-02-01	APA	Apache	D	-2.83	0.90	HP	Helmerich & Payne	A	2.27	0.90
2012-02-01	VMW	Vmware	C	-1.84	0.10	MMI	Motorola Mobility Holdings	A	2.31	0.10
2012-02-01	SBB	Sabina Gold & Silver	D	-2.91	0.40					
2012-02-01	RIG	Transocean	D	-2.91	0.30					
2012-02-01	DEST	Destination Maternity Corporation	D	-2.84	0.30	CBS	Cbs	A	2.36	0.30
2012-02-01	ATHN	Athenahealth	C	-1.86	0.00	NVLS	Novellus Systems	A	2.30	0.00
2012-02-01	JOSB	Jos A Bank Clothiers	C	-1.86	0.10	JWN	Nordstrom	A	2.29	0.10
2012-02-01	GMCR	Keurig Green Mountain	C	-1.92	0.40	MJN	Mead Johnson Nutrition	A	2.47	0.40

Date	Ticker	Name	R	SM	W (%)	Ticker	Name	R	SM	W (%)
2012-02-01	MT	Arcelormittal	D	-2.91	0.20	EP	El Paso Corporation	A	2.27	1.10
2012-02-01	HAL	Halliburton	D	-2.89	1.10	HRL	Hormel Foods	A	2.39	0.30
2012-02-01	HAS	Hasbro	D	-2.88	0.30	PSA	Public Storage	A	2.48	0.60
2012-02-01	MS	Morgan Stanley	D	-2.90	0.60	BIIB	Biogen	A	2.44	0.00
2012-02-01	NPSP	NPS Pharmaceuticals	D	-2.88	0.00	FFIV	F5 Networks	A	2.29	0.40
2012-02-01	CRM	Salesforce.com	D	-2.85	0.40	NUE	Nucor	A	2.24	0.70
2012-02-01	NEM	Newmont Mining	C	-1.86	0.70	D	Dominion Resources	A	2.31	0.10
2012-02-01	GIL	Gildan Activewear	D	-2.90	0.10	ROP	Roper Technologies	A	2.29	1.00
2012-02-01	NCM	Newcrest Mining	D	-2.86	1.00	AKAM	Akamai Technologies	A	2.29	1.20
2012-02-01	ORCL	Oracle	D	-2.87	1.20	BBBY	Bed Bath & Beyond	A	2.29	1.10
2012-02-01	AMZN	Amazon.com	C	-1.88	1.10	ISRG	Intuitive Surgical	A	2.31	0.50
2012-02-01	SIRO	Sirona Dental Systems	C	-1.86	0.50	VMC	Vulcan Materials Co	A	2.28	1.20
2012-02-01	G	Goldcorp	C	-1.86	1.20	NWL	Newell Brands	A	2.28	1.20
2012-02-01	ARM	Arm Holdings	C	-1.85	1.20	JCP	Jc Penney	A	2.27	0.10
2012-02-01	CLCT	Collectors Universe	C	-1.86	0.10	PRGO	Perrigo Company plc	A	2.29	0.10
2012-02-01	IMGN	Immunogen	C	-1.85	0.10	PX	Praxair	A	2.22	0.30
2012-02-01	CMP	Compass Minerals International	D	-2.87	0.30	KLAC	Kla-tencor	A	2.26	0.30
2012-02-01	AVGO	Avago Technologies	C	-1.83	0.30	AGN	Allergan	A	2.25	0.80
2012-02-01	HNGR	Hanger	D	-2.88	0.80	FITB	Fifth Third Bancorp	A	2.24	0.30
2012-02-01	GS	Goldman Sachs	D	-2.89	0.30					
2012-02-01	AEM	Agnico Eagle Mines	D	-2.91	0.90	CSCO	Cisco Systems	A	2.24	0.60
2012-02-01	SLH	Solera Holdings	D	-2.87	0.60	HRB	H. & R. block	A	2.27	0.50
2012-02-01	MCK	Mckesson	C	-1.84	0.50	CI	Cigna	A	2.24	0.40
2012-02-01	ACT	Actavis	C	-1.86	0.40	MCO	Moody's	A	2.23	1.30
2012-02-01	C	Citigroup	D	-2.90	1.30	HD	The Home Depot	A	2.26	0.60
2012-02-01	TGT	Target	C	-1.85	0.60					
2012-02-01		Anhanguera Educacional Participacoes	D	-2.91	0.30					
2012-02-01	OTEX	Open Text	D	-2.87	0.40	FLS	Flowserve	A	2.27	0.40
2012-02-01	HPQ	Hp	D	-2.90	0.20					
2012-02-01	SVRA	Savara	D	-2.97	0.10	HOG	Harley-davidson	A	2.34	0.30
2012-02-01	TRW	TRW Automotive Holdings	D	-2.90	0.30	SUN	Sunoco	A	2.26	0.20
2012-02-01	SGP	Supergroup	D	-2.90	0.10	XLNX	Xilinx	A	2.24	0.10
2012-02-01	DGC	Detour Gold	D	-2.88	0.20	LEN	Lennar	A	2.29	0.30
2012-02-01	AOSL	Alpha & Omega Semiconductor	D	-2.88	0.10	WYN	Wyndham Worldwide	A	2.25	0.10
2012-02-01	VRA	Vera Bradley	D	-2.86	0.30	DHI	D.r. Horton	A	2.28	0.60
2012-02-01	BBRG	Bravo Brio Restaurant Group	D	-2.87	0.10	ORLY	O'reilly Automotive	A	2.25	0.10
2012-02-01	DPS	Dr Pepper Snapple	C	-1.85	0.60	VZ	Verizon Communications	A	2.25	0.00
2012-02-01	BTO	B2gold	C	-1.85	0.10	EOG	Eog Resources	A	2.26	0.60
2012-02-01	1700	Springland International	D	-2.90	0.00					
2012-02-01	BHGE	Baker Hughes, A Ge	D	-2.90	0.60	GR	Goodrich	A	2.79	0.20
2012-03-01	NWY	New York Polypore International	D	-2.94	0.20	NI	Nisource	A	2.51	0.30
2012-03-01	PPO	Polypore International	D	-2.90	0.20	MU	Micron Technology	A	2.34	0.10
2012-03-01	ELD	Eldorado Gold	D	-2.88	0.30					
2012-03-01	VMW	Vmware	C	-1.82	0.10	CMG	Chipotle Mexican Grill	A	3.00	0.10
2012-03-01	SBB	Sabina Gold & Silver	D	-2.93	0.30	MJN	Mead Johnson Nutrition	A	2.50	0.40
2012-03-01	JOSB	Jos A Bank Clothiers	C	-1.85	0.10					
2012-03-01	GMCR	Keurig Green Mountain	C	-1.90	0.40	MRO	Marathon Oil	A	2.48	1.00
2012-03-01	MT	Arcelormittal	D	-2.91	0.20					
2012-03-01	HAL	Halliburton	D	-2.89	1.00					

Date	Ticker	Name	R	SM	W (%)	Ticker	Name	R	SM	W (%)
2012-03-01	HAS	Hasbro	D	-2.88	0.30	PHM	Pultegroup	A	2.40	0.30
2012-03-01	NPSP	NPS Pharmaceuticals	D	-2.89	0.00	BIIB	Biogen	A	2.43	0.00
2012-03-01	NEM	Newmont Mining	C	-1.86	0.60	DOW	Dow Chemical	A	2.26	0.60
2012-03-01	GIL	Gildan Activewear	D	-2.89	0.10	GWW	Ww Grainger	A	2.36	0.10
2012-03-01	NCM	Newcrest Mining	D	-2.87	0.90	D	Dominion Resources	A	2.31	0.90
2012-03-01	ORCL	Oracle	D	-2.86	1.20	AKAM	Akamai Technologies	A	2.32	1.20
2012-03-01	AMZN	Amazon.com	C	-1.88	1.00	CBS	Cbs	A	2.38	1.00
2012-03-01	ARM	Arm Holdings	C	-1.86	1.10	LO	Lorillard	A	2.29	1.10
2012-03-01	CMP	Compass Minerals International	D	-2.88	0.30	EMN	Eastman Chemical	A	2.25	0.30
2012-03-01	GS	Goldman Sachs	D	-2.88	0.30	PSA	Public Storage	A	2.47	0.30
2012-03-01	INVA	Innoviva	D	-2.87	0.10	ISRG	Intuitive Surgical	A	2.35	0.10
2012-03-01	ABX	Barrick Gold	D	-2.84	0.60	OI	Owens Illinois Rg	A	2.29	0.60
2012-03-01	AEM	Agnico Eagle Mines	D	-2.91	0.80					
2012-03-01	SLH	Solera Holdings	D	-2.87	0.60	MMI	Motorola Mobility Holdings	A	2.31	0.60
2012-03-01	MCK	Mckesson	C	-1.84	0.50	JWN	Nordstrom	A	2.31	0.50
2012-03-01	ACT	Actavis	C	-1.86	0.40	PRGO	Perrigo Company plc	A	2.32	0.40
2012-03-01	C	Citigroup	D	-2.89	1.30	GNW	Genworth Financial	A	2.31	1.30
2012-03-01	THS	Treehouse Foods	C	-1.85	0.30	HOG	Harley-davidson	A	2.37	0.30
2012-03-01		Anhanguera Educcional Participacoes	D	-2.91	0.30					
2012-03-01	HPQ	Hp	D	-2.91	0.20					
2012-03-01	SVRA	Savara	D	-2.97	0.10					
2012-03-01	TRW	TRW Automotive Holdings	D	-2.88	0.30	HAR	Harman Ind Inc	A	2.32	0.30
2012-03-01	SGP	Supergroup	D	-2.92	0.10					
2012-03-01	DGC	Detour Gold	D	-2.89	0.20	MAS	Masco	A	2.29	0.20
2012-03-01	AOSL	Alpha & Omega Semiconductor	D	-2.88	0.10	FFIV	F5 Networks	A	2.30	0.10
2012-03-01	BBRG	Bravo Brio Restaurant Group	D	-2.87	0.10	IPG	Interpublic Group Of Companies	A	2.28	0.10
2012-03-01	DPS	Dr Pepper Snapple	C	-1.85	0.50	LEN	Lennar	A	2.31	0.50
2012-03-01	1700	Springland International	D	-2.88	0.00	EOG	Eog Resources	A	2.28	0.00
2012-03-01	BHGE	Baker Hughes, A Ge	D	-2.89	0.60	DNR	Denbury Resources	A	2.31	0.60
2012-04-02	PPO	Polypore International	D	-2.91	0.20					
2012-04-02	ELD	Eldorado Gold	D	-2.89	0.30	CMG	Chipotle Mexican Grill	A	3.00	0.30
2012-04-02	SBB	Sabina Gold & Silver	D	-2.94	0.20					
2012-04-02	CSX	Csx	C	-1.83	0.50	GR	Goodrich	A	2.79	0.50
2012-04-02	GMCR	Keurig Green Mountain	D	-2.93	0.30					
2012-04-02	MT	Arcelormittal	D	-2.92	0.20					
2012-04-02	HAL	Halliburton	D	-2.90	0.90					
2012-04-02	NPSP	NPS Pharmaceuticals	D	-2.89	0.00	BIIB	Biogen	A	2.46	0.00
2012-04-02	NOK	Nokia Adr	D	-2.88	0.10	AKAM	Akamai Technologies	A	2.33	0.10
2012-04-02	NEM	Newmont Mining	C	-1.88	0.50	DOW	Dow Chemical	A	2.27	0.50
2012-04-02	NCM	Newcrest Mining	D	-2.88	0.80	NI	Nisource	A	2.52	0.80
2012-04-02	RGLD	Royal Gold	C	-1.86	0.10	X	United States Steel	A	2.25	0.10
2012-04-02	G	Goldcorp	D	-2.84	1.10	PSA	Public Storage	A	2.48	1.10
2012-04-02	ARM	Arm Holdings	C	-1.84	1.10	MRO	Marathon Oil	A	2.45	1.10
2012-04-02	CMP	Compass Minerals International	D	-2.88	0.30	EMN	Eastman Chemical	A	2.25	0.30
2012-04-02	ABX	Barrick Gold	D	-2.85	0.50	CBS	Cbs	A	2.42	0.50
2012-04-02	AEM	Agnico Eagle Mines	D	-2.92	0.80					
2012-04-02	SLH	Solera Holdings	D	-2.88	0.50	FFIV	F5 Networks	A	2.32	0.50
2012-04-02	THS	Treehouse Foods	C	-1.85	0.30	MJN	Mead Johnson Nutrition	A	2.54	0.30
2012-04-02	IVN	Turquoise Hill Resources	D	-2.89	0.30	PHM	Pultegroup	A	2.41	0.30
2012-04-02	SVRA	Savara	D	-2.97	0.10					

Date	Ticker	Name	R	SM	W (%)	Ticker	Name	R	SM	W (%)
2012-04-02	DGC	Detour Gold	D	-2.89	0.20	HOG	Harley-davidson	A	2.38	0.20
2012-04-02	AVEO	AVEO Pharmaceuticals	D	-2.88	0.20	ISRG	Intuitive Surgical	A	2.37	0.20
2012-04-02	BHGE	Baker Hughes, A Ge	D	-2.91	0.50					
2012-05-01	PPO	Polypore International	D	-2.90	0.20					
2012-05-01	ELD	Eldorado Gold	D	-2.89	0.30	CMG	Chipotle Mexican Grill	A	3.00	0.30
2012-05-01	NVDA	Nvidia	D	-2.87	0.30	FFIV	F5 Networks	A	2.32	0.30
2012-05-01	APC	Anadarko Petroleum	C	-1.86	0.50	MRO	Marathon Oil	A	2.42	0.50
2012-05-01	SBB	Sabina Gold & Silver	D	-2.94	0.30					
2012-05-01	ASII	Astra International	C	-1.85	0.00	NI	Nisource	A	2.54	0.00
2012-05-01	SHP	Shire	C	-1.85	0.50	PSA	Public Storage	A	2.50	0.50
2012-05-01	CSX	Csx	C	-1.83	0.50	GR	Goodrich	A	2.79	0.50
2012-05-01	GMCR	Keurig Green Mountain	D	-2.93	0.30					
2012-05-01	MT	Arcelormittal	D	-2.92	0.20					
2012-05-01	HUM	Humana	C	-1.85	0.30	BIIB	Biogen	A	2.48	0.30
2012-05-01	NOK	Nokia Adr	D	-2.92	0.10					
2012-05-01	NEM	Newmont Mining	D	-2.89	0.50	DOW	Dow Chemical	A	2.26	0.50
2012-05-01	NCM	Newcrest Mining	D	-2.89	0.70	PHM	Pultegroup	A	2.47	0.70
2012-05-01	F	Ford Motor	C	-1.85	0.10	FOSL	Fossil	A	3.00	0.10
2012-05-01	RGLD	Royal Gold	C	-1.88	0.10	EMN	Eastman Chemical	A	2.26	0.10
2012-05-01	ESND	Essendant	D	-2.86	0.40	GWW	Ww Grainger	A	2.36	0.40
2012-05-01	G	Goldcorp	D	-2.87	1.00	CBS	Cbs	A	2.42	1.00
2012-05-01	ARM	Arm Holdings	D	-2.87	1.20	HOG	Harley-davidson	A	2.41	1.20
2012-05-01	IMGN	Immunogen	C	-1.86	0.10	ISRG	Intuitive Surgical	A	2.40	0.10
2012-05-01	ABX	Barrick Gold	D	-2.87	0.50	LEN	Lennar	A	2.37	0.50
2012-05-01	SLH	Solera Holdings	D	-2.88	0.60	MMI	Motorola Mobility Holdings	A	2.31	0.60
2012-05-01	SNDK	Sandisk Corp	C	-1.88	0.20	AKAM	Akamai Technologies	A	2.30	0.20
2012-05-01	ZIOP	Ziopharm Oncology	C	-1.86	0.10	PRGO	Perrigo Company plc	A	2.32	0.10
2012-05-01	THS	Treehouse Foods	D	-2.85	0.30	MJN	Mead Johnson Nutrition	A	2.54	0.30
2012-05-01	OTEX	Open Text	C	-1.86	0.40	SHLD	Sears	A	2.34	0.40
2012-05-01	IVN	Turquoise Hill Resources	D	-2.92	0.20					
2012-05-01	SVRA	Savara	D	-2.97	0.10					
2012-05-01	GTI	GrafTech International	D	-2.89	0.20	MAS	Masco	A	2.34	0.20
2012-05-01	SGP	Supergroup	D	-2.91	0.00					
2012-05-01	DGC	Detour Gold	D	-2.90	0.20	SUN	Sunoco	A	2.33	0.20
2012-05-01	ACHI	Accretive Health	D	-2.94	0.00					
2012-05-01	PODD	Insulet	C	-1.87	0.10	AGN	Allergan	A	2.28	0.10
2012-05-01	3092	Start Today	D	-2.88	0.20	DHI	D.r. Horton	A	2.33	0.20
2012-05-01	AVEO	AVEO Pharmaceuticals	D	-2.88	0.20	CI	Cigna	A	2.24	0.20
2012-05-01	BHGE	Baker Hughes, A Ge	D	-2.91	0.50					
2012-06-01	HES	Hess	D	-2.89	0.20	SUN	Sunoco	A	2.31	0.20
2012-06-01	ELD	Eldorado Gold	D	-2.91	0.30					
2012-06-01	NVDA	Nvidia	D	-2.88	0.30	AKAM	Akamai Technologies	A	2.25	0.30
2012-06-01	GES	Guess?	D	-2.88	0.30	CMG	Chipotle Mexican Grill	A	3.00	0.30
2012-06-01	APA	Apache	D	-2.88	0.80	KMI	Kinder Morgan	A	2.23	0.80
2012-06-01	APC	Anadarko Petroleum	D	-2.89	0.40	TSO	Tesoro	A	2.21	0.40
2012-06-01	MYRG	Myr	D	-2.89	0.10	GR	Goodrich	A	2.79	0.10
2012-06-01	SBB	Sabina Gold & Silver	D	-2.95	0.20					
2012-06-01	ASII	Astra International	C	-1.87	0.00	CINF	Cincinnati Financial	A	2.23	0.00
2012-06-01	CAT	Caterpillar	C	-1.88	0.10	GWW	Ww Grainger	A	2.32	0.10
2012-06-01	CDE	Coeur Mining	D	-2.90	0.10	DOW	Dow Chemical	A	2.24	0.10
2012-06-01	MON	Monsanto	C	-1.85	0.70	FOSL	Fossil	A	3.00	0.70
2012-06-01	MOS	The Mosaic	D	-2.90	0.30	PPG	Ppg Industries	A	2.23	0.30
2012-06-01	SHP	Shire	C	-1.87	0.50	MAR	Marriott International	A	2.23	0.50

Date	Ticker	Name	R	SM	W (%)	Ticker	Name	R	SM	W (%)
2012-06-01	CSX	Csx	C	-1.85	0.50	SHW	Sherwin-williams	A	2.30	0.50
2012-06-01	CMI	Cummins	C	-1.88	0.10	ROP	Roper Technologies	A	2.30	0.10
2012-06-01	RIG	Transocean	D	-2.88	0.30	RRC	Range Resources	A	2.17	0.30
2012-06-01	JOSB	Jos A Bank Clothiers	D	-2.87	0.10	CBS	Cbs	A	2.38	0.10
2012-06-01	GMCR	Keurig Green Mountain	D	-2.97	0.20					
2012-06-01	TEN	Tenneco	C	-1.89	0.00	MJN	Mead Johnson Nutrition	A	2.50	0.00
2012-06-01	MT	Arcelormittal	D	-2.94	0.20					
2012-06-01	JBL	Jabil Circuit	C	-1.89	0.10	MAS	Masco	A	2.29	0.10
2012-06-01	FWLT	Foster Wheeler	C	-1.88	0.30	CBE	Cooper Industries	A	2.26	0.30
2012-06-01	HAL	Halliburton	D	-2.86	1.00	NI	Nisource	A	2.52	1.00
2012-06-01	HUM	Humana	C	-1.87	0.30	BIIB	Biogen	A	2.46	0.30
2012-06-01	JEC	Jacobs Engineering	C	-1.88	0.20	IR	Ingersoll-rand	A	2.25	0.20
2012-06-01	KEX	Kirby	C	-1.88	0.10	PKI	Perkinelmer	A	2.25	0.10
2012-06-01	LNC	Lincoln National	C	-1.88	0.30	PSA	Public Storage	A	2.46	0.30
2012-06-01	MCD	Mcdonald's	C	-1.86	0.10	WYN	Wyndham Worldwide	A	2.29	0.10
2012-06-01	NBL	Noble Energy	C	-1.87	0.10	D	Dominion Resources	A	2.32	0.10
2012-06-01	NEM	Newmont Mining	D	-2.88	0.60	ARG	Airgas Inc	A	2.22	0.60
2012-06-01	NSC	Norfolk Southern	D	-2.86	0.60		Fidelity National Information Services	A	2.23	0.60
2012-06-01	NCM	Newcrest Mining	D	-2.90	0.70					
2012-06-01	ORCL	Oracle	D	-2.86	1.20	NVLS	Novellus Systems	A	2.25	1.20
2012-06-01	F	Ford Motor	D	-2.87	0.10	PHM	Pultegroup	A	2.39	0.10
2012-06-01	OXY	Occidental Petroleum	D	-2.88	0.60	JWN	Nordstrom	A	2.27	0.60
2012-06-01	COP	Conocophillips	D	-2.86	0.40	GPS	Gap	A	2.27	0.40
2012-06-01	PG	Procter & Gamble	C	-1.85	0.70	HOG	Harley-davidson	A	2.36	0.70
2012-06-01	PLL	Pall Corp	C	-1.86	0.50	TSS	Total System Services	A	2.23	0.50
2012-06-01	RL	Ralph Lauren	C	-1.87	0.50	LEN	Lennar	A	2.33	0.50
2012-06-01	RGLD	Royal Gold	C	-1.85	0.10	FMC	Fmc	A	2.22	0.10
2012-06-01	SLB	Schlumberger	D	-2.87	0.10	SNI	Scripps Networks Interactive	A	2.25	0.10
2012-06-01		Redecard	C	-1.86	0.10	LOW	Lowe's Companies	A	2.23	0.10
2012-06-01	ESND	Essendant	D	-2.88	0.40	ITW	Illinois Tool Works	A	2.23	0.40
2012-06-01	UTX	United Technologies	C	-1.86	1.10	TYC	Tyco International	A	2.23	1.10
2012-06-01	G	Goldcorp	D	-2.86	1.10	BBT	Bb&t	A	2.23	1.10
2012-06-01	CAM	Cameron International Corp.	C	-1.87	0.10	FD	Macy's	A	2.24	0.10
2012-06-01	NBR	Nabors Industries	D	-2.90	0.20	IPG	Interpublic Group Of Companies	A	2.24	0.20
2012-06-01	BSX	Boston Scientific	C	-1.85	0.20	ISRG	Intuitive Surgical	A	2.34	0.20
2012-06-01	ARM	Arm Holdings	D	-2.87	1.30	CERN	Cerner	A	2.23	1.30
2012-06-01	CLCT	Collectors Universe	C	-1.87	0.10	EXPE	Expedia	A	2.29	0.10
2012-06-01	ABX	Barrick Gold	D	-2.85	0.60	CVS	Cvs Health	A	2.23	0.60
2012-06-01	SLH	Solera Holdings	D	-2.89	0.60	FFIV	F5 Networks	A	2.23	0.60
2012-06-01	SNDK	Sandisk Corp	D	-2.90	0.20					
2012-06-01	ZIOP	Ziopharm Oncology	C	-1.85	0.10	PRGO	Perrigo Company plc	A	2.31	0.10
2012-06-01	C	Citigroup	C	-1.89	0.90	EFX	Equifax	A	2.24	0.90
2012-06-01	3998	Bosideng International	D	-2.88	0.10	AIG	American International	A	2.23	0.10
2012-06-01	THS	Treehouse Foods	D	-2.86	0.30	DHI	D.r. Horton	A	2.30	0.30
2012-06-01	VPHM	Viropharma	C	-1.90	0.10	AGN	Allergan	A	2.25	0.10
2012-06-01	EET	Enbridge Energy Partners	C	-1.86	0.20	HSY	The Hershey	A	2.24	0.20
2012-06-01	SPB	Superior Plus	C	-1.85	0.10	FITB	Fifth Third Bancorp	A	2.23	0.10
2012-06-01	OTEX	Open Text	D	-2.87	0.40	LTD	L Brands	A	2.23	0.40
2012-06-01	CVX	Chevron	C	-1.86	2.60	BAC	Bank Of America	A	2.23	2.60
2012-06-01	IVN	Turquoise Hill Resources	D	-2.93	0.20					
2012-06-01	SVRA	Savara	D	-2.98	0.10					
2012-06-01	HDB	Hdfc Bank Adr	C	-1.87	0.10	ALL	Allstate	A	2.24	0.10
2012-06-01	GTI	GrafTech International	D	-2.91	0.20					

Date	Ticker	Name	R	SM	W (%)	Ticker	Name	R	SM	W (%)
2012-06-01	TRW	TRW Automotive Holdings	C	-1.87	0.20	LO	Lorillard	A	2.27	0.20
2012-06-01	WRC	Warnaco Group	D	-2.88	0.40	NWL	Newell Brands	A	2.26	0.40
2012-06-01	CIT	Cit	C	-1.87	0.20	FHN	First Horizon National	A	2.24	0.20
2012-06-01	EXPR	Express	C	-1.89	0.00	ORLY	O'reilly Automotive	A	2.28	0.00
2012-06-01	SGP	Supergroup	D	-2.92	0.00					
2012-06-01	DGC	Detour Gold	D	-2.90	0.20					
2012-06-01	AOSL	Alpha & Omega Semiconductor	C	-1.86	0.10	VRSN	Verisign	A	2.23	0.10
2012-06-01	ACHI	Accretive Health	D	-2.93	0.00					
2012-06-01	VRA	Vera Bradley	D	-2.91	0.20					
2012-06-01	BBRG	Bravo Brio Restaurant Group	C	-1.87	0.10	HD	The Home Depot	A	2.28	0.10
2012-06-01	PODD	Insulet	C	-1.87	0.10	BMJ	Bristol-myers Squibb	A	2.23	0.10
2012-06-01	3092	Start Today	D	-2.89	0.20	NX	Twenty-First Century Fox Inc	A	2.23	0.20
2012-06-01	AVEO	AVEO Pharmaceuticals	D	-2.88	0.20	GILD	Gilead Sciences	A	2.22	0.20
2012-06-01	1728	China Zhengtong Auto Services	D	-2.91	0.00					
2012-06-01	BHGE	Baker Hughes, A Ge	D	-2.92	0.50					
2012-07-02	HES	Hess	D	-2.89	0.20	SUN	Sunoco	A	2.32	0.20
2012-07-02	CTSH	Cognizant Technology Solutions	D	-2.87	0.50	AKAM	Akamai Technologies	A	2.28	0.50
2012-07-02	ELD	Eldorado Gold	D	-2.90	0.30					
2012-07-02	NVDA	Nvidia	D	-2.86	0.30	VRSN	Verisign	A	2.26	0.30
2012-07-02	TEL	Telenor	C	-1.84	0.10	ORLY	O'reilly Automotive	A	2.26	0.10
2012-07-02	APA	Apache	D	-2.87	0.80	TSO	Tesoro	A	2.23	0.80
2012-07-02	APC	Anadarko Petroleum	D	-2.88	0.50	RRC	Range Resources	A	2.19	0.50
2012-07-02	MYRG	Myr	D	-2.88	0.10	GR	Goodrich	A	2.80	0.10
2012-07-02	ANTM	Anthem	C	-1.86	0.60	BIIB	Biogen	A	2.53	0.60
2012-07-02	SBB	Sabina Gold & Silver	D	-2.96	0.20					
2012-07-02	STM	Stmicroelectronics	D	-2.89	0.20	TDC	Teradata	A	2.25	0.20
2012-07-02	BKE	Buckle	C	-1.87	0.10	CMG	Chipotle Mexican Grill	A	3.00	0.10
2012-07-02	ASII	Astra International	C	-1.86	0.00	CINF	Cincinnati Financial	A	2.25	0.00
2012-07-02	CAT	Caterpillar	D	-2.88	0.10	MAS	Masco	A	2.34	0.10
2012-07-02	CDE	Coeur Mining	D	-2.90	0.10					
2012-07-02	SHP	Shire	D	-2.87	0.50	CCI	Crown Castle Intl Corp	A	2.25	0.50
2012-07-02	CMI	Cummins	C	-1.87	0.10	GWW	Ww Grainger	A	2.32	0.10
2012-07-02	DHR	Danaher	C	-1.85	0.00	SHW	Sherwin-williams	A	2.32	0.00
2012-07-02	RIG	Transocean	D	-2.87	0.30	COG	Cabot Oil & Gas	B	1.21	0.30
2012-07-02	EMC	EMC Corp	C	-1.86	0.10	CERN	Cerner	A	2.25	0.10
2012-07-02	ESL	Esterline Technologies	C	-1.86	0.30	ROP	Roper Technologies	A	2.30	0.30
2012-07-02	JOSB	Jos A Bank Clothiers	D	-2.87	0.10	CBS	Cbs	A	2.42	0.10
2012-07-02	GMCR	Keurig Green Mountain	D	-2.97	0.20					
2012-07-02	TEN	Tenneco	D	-2.89	0.00	MNST	Monster Beverage	A	3.00	0.00
2012-07-02	MT	Arcelormittal	D	-2.93	0.20					
2012-07-02	JBL	Jabil Circuit	C	-1.88	0.20	IR	Ingersoll-rand	A	2.27	0.20
2012-07-02	FWLT	Foster Wheeler	D	-2.88	0.20	CBE	Cooper Industries	A	2.26	0.20
2012-07-02	HAL	Halliburton	D	-2.86	0.90	EQT	Eqt	B	1.20	0.90
2012-07-02	HAS	Hasbro	D	-2.85	0.40	MJN	Mead Johnson Nutrition	A	2.51	0.40
2012-07-02	HUM	Humana	C	-1.87	0.30	ISRG	Intuitive Surgical	A	2.38	0.30
2012-07-02	IBM	IBM	C	-1.84	0.50	KLAC	Kla-tencor	A	2.24	0.50
2012-07-02	SHOO	Steven Madden	C	-1.88	0.40	PHM	Pultegroup	A	2.51	0.40
2012-07-02	MS	Morgan Stanley	D	-2.88	0.50	PSA	Public Storage	A	2.50	0.50
2012-07-02	ADSK	Autodesk	C	-1.86	0.20	RHT	Red Hat	A	2.23	0.20
2012-07-02	JEC	Jacobs Engineering	C	-1.87	0.20		Fidelity National Information Services	A	2.25	0.20
2012-07-02	KEX	Kirby	C	-1.89	0.10	TSS	Total System Services	A	2.25	0.10

Date	Ticker	Name	R	SM	W (%)	Ticker	Name	R	SM	W (%)
2012-07-02	LNC	Lincoln National	C	-1.87	0.30	EFX	Equifax	A	2.27	0.30
2012-07-02	MCD	McDonald's	C	-1.86	0.10	WYN	Wyndham Worldwide	A	2.33	0.10
2012-07-02	MOT	Motorola Solutions	C	-1.85	0.50	INTC	Intel	A	2.23	0.50
2012-07-02	NBL	Noble Energy	D	-2.87	0.10	VLO	Valero Energy	B	1.20	0.10
2012-07-02	NEM	Newmont Mining	D	-2.89	0.50	DOW	Dow Chemical	A	2.24	0.50
2012-07-02	NCM	Newcrest Mining	D	-2.90	0.70					
2012-07-02	F	Ford Motor	D	-2.88	0.10	LEN	Lennar	A	2.41	0.10
2012-07-02	OXY	Occidental Petroleum	D	-2.86	0.60	NI	Nisource	A	2.53	0.60
2012-07-02	COP	Conocophillips	D	-2.85	0.40	D	Dominion Resources	A	2.33	0.40
2012-07-02	PG	Procter & Gamble	C	-1.85	0.60	DHI	D.r. Horton	A	2.37	0.60
2012-07-02	PLL	Pall Corp	C	-1.86	0.40	PKI	Perkinelmer	A	2.25	0.40
2012-07-02	RBC	Regal Beloit	C	-1.85	0.10	PWR	Quanta Services	A	2.25	0.10
2012-07-02	RL	Ralph Lauren	C	-1.87	0.50	HOG	Harley-davidson	A	2.35	0.50
2012-07-02	SLB	Schlumberger	D	-2.86	0.10	JWN	Nordstrom	A	2.29	0.10
2012-07-02		Redecard	C	-1.85	0.10	LOW	Lowe's Companies	A	2.25	0.10
2012-07-02	SIRO	Sirona Dental Systems	C	-1.86	0.40	PRGO	Perrigo Company plc	A	2.36	0.40
2012-07-02	ESND	Essendant	D	-2.87	0.40	CTAS	Cintas	A	2.24	0.40
2012-07-02	UTX	United Technologies	D	-2.86	1.10	RTN	Raytheon	A	2.24	1.10
2012-07-02	IVZ	Invesco	C	-1.86	0.40	BAC	Bank Of America	A	2.27	0.40
2012-07-02	G	Goldcorp	D	-2.87	1.00	BBT	Bb&t	A	2.25	1.00
2012-07-02	CAM	Cameron International Corp.	D	-2.88	0.10	NX	Twenty-First Century Fox Inc	A	2.28	0.10
2012-07-02	NBR	Nabors Industries	D	-2.89	0.20	S	Sprint Nextel	A	2.27	0.20
2012-07-02	BSX	Boston Scientific	C	-1.85	0.20	AGN	Allergan	A	2.27	0.20
2012-07-02	ARM	Arm Holdings	D	-2.87	1.20	AMT	American Tower	A	2.25	1.20
2012-07-02	CLCT	Collectors Universe	D	-2.86	0.10	EXPE	Expedia	A	2.32	0.10
2012-07-02	QCOM	Qualcomm	C	-1.86	0.70	ADBE	Adobe Systems	A	2.23	0.70
2012-07-02	SNX	Synnex	C	-1.87	0.30	BMC	BMC Software	A	2.22	0.30
2012-07-02	SLH	Solera Holdings	D	-2.89	0.50	CA	Ca	A	2.22	0.50
2012-07-02	JPM	Jpmorgan Chase	C	-1.87	0.90	AIG	American International	A	2.26	0.90
2012-07-02	SNDK	Sandisk Corp	D	-2.88	0.20	INTU	Intuit	A	2.22	0.20
2012-07-02	C	Citigroup	C	-1.88	0.90	ALL	Allstate	A	2.26	0.90
2012-07-02	3998	Bosideng International	D	-2.87	0.20	MAR	Marriott International	A	2.25	0.20
2012-07-02	HON	Honeywell International	C	-1.85	1.10	TYC	Tyco International	A	2.24	1.10
2012-07-02	VPHM	Viropharma	C	-1.88	0.10	DVA	Davita	A	2.26	0.10
2012-07-02	NUS	Nu Skin Enterprises	C	-1.87	0.50	LO	Lorillard	A	2.30	0.50
2012-07-02	ULE	Ultra Electronics	C	-1.85	0.10	TMK	Torchmark	A	2.25	0.10
2012-07-02	EEP	Enbridge Energy Partners	C	-1.85	0.20	SNI	Scripps Networks Interactive	A	2.27	0.20
2012-07-02	SPB	Superior Plus	C	-1.87	0.10	DISCA	Discovery Communications	A	2.25	0.10
2012-07-02	OTEX	Open Text	D	-2.86	0.40	BMJ	Bristol-myers Squibb	A	2.25	0.40
2012-07-02	CVX	Chevron	C	-1.84	2.70	IPG	Interpublic Group Of Companies	A	2.26	2.70
2012-07-02	UPS	United Parcel Service	C	-1.84	0.60	MWV	MeadWestvaco	A	2.23	0.60
2012-07-02	SVRA	Savara	D	-2.98	0.10					
2012-07-02	TSLA	Tesla	C	-1.87	0.20	NWL	Newell Brands	A	2.27	0.20
2012-07-02	HDB	Hdfc Bank ADR	C	-1.84	0.10	FHN	First Horizon National	A	2.26	0.10
2012-07-02	GTI	GrafTech International	D	-2.91	0.10					
2012-07-02	TRW	TRW Automotive Holdings	C	-1.87	0.20	STZ	Constellation Brands	A	2.27	0.20
2012-07-02	WRC	Warnaco Group	D	-2.88	0.30	HSY	The Hershey	A	2.26	0.30
2012-07-02	CIT	Cit	C	-1.86	0.20	FII	Federated Investors	A	2.26	0.20
2012-07-02	EXPR	Express	C	-1.88	0.00	HD	The Home Depot	A	2.31	0.00
2012-07-02	SGP	Supergroup	D	-2.91	0.00					
2012-07-02	DGC	Detour Gold	D	-2.91	0.20					
2012-07-02	AOSL	Alpha & Omega Semiconductor	C	-1.85	0.10	MSFT	Microsoft	A	2.21	0.10
2012-07-02	ACHI	Accretive Health	D	-2.92	0.00					

Date	Ticker	Name	R	SM	W (%)	Ticker	Name	R	SM	W (%)
2012-07-02	VRA	Vera Bradley	D	-2.91	0.20					
2012-07-02	BBRG	Bravo Brio Restaurant Group	C	-1.86	0.10	GPS	Gap	A	2.30	0.10
2012-07-02	3092	Start Today	D	-2.89	0.20	CVS	Cvs Health	A	2.25	0.20
2012-07-02	AVEO	AVEO Pharmaceuticals	D	-2.88	0.20	EW	Edwards Lifesciences	A	2.25	0.20
2012-07-02	1728	China Zhengtong Auto Services	D	-2.92	0.00					
2012-07-02	GOOGL	Alphabet	C	-1.86	0.50	HRS	Harris	A	2.21	0.50
2012-07-02	BHGE	Baker Hughes, A Ge	D	-2.91	0.50					
2012-08-01	HES	Hess	D	-2.88	0.20	SUN	Sunoco	A	2.32	0.20
2012-08-01	CTSH	Cognizant Technology Solutions	D	-2.88	0.50	AKAM	Akamai Technologies	A	2.31	0.50
2012-08-01	ELD	Eldorado Gold	D	-2.92	0.20					
2012-08-01	NVDA	Nvidia	D	-2.86	0.30	VRSN	Verisign	A	2.27	0.30
2012-08-01	TEL	Telenor	C	-1.84	0.10	WY	Weyerhaeuser	A	2.25	0.10
2012-08-01	EME	Emcor	C	-1.86	0.30	GWW	Ww Grainger	A	2.35	0.30
2012-08-01	APA	Apache	D	-2.87	0.80	TSO	Tesoro	A	2.25	0.80
2012-08-01	APC	Anadarko Petroleum	D	-2.87	0.50	VLO	Valero Energy	A	2.22	0.50
2012-08-01	MYRG	Myr	D	-2.89	0.10	SHW	Sherwin-williams	A	2.32	0.10
2012-08-01	ANTM	Anthem	C	-1.88	0.50	BIIB	Biogen	A	2.52	0.50
2012-08-01	SBB	Sabina Gold & Silver	D	-2.95	0.20					
2012-08-01	STM	Stmicroelectronics	D	-2.90	0.20	WDC	Western Digital	A	2.27	0.20
2012-08-01	BKE	Buckle	D	-2.88	0.10	CBS	Cbs	A	2.42	0.10
2012-08-01	ASII	Astra International	C	-1.85	0.00	TWC	Time Warner Cable Inc.	A	2.25	0.00
2012-08-01	CAT	Caterpillar	D	-2.88	0.10	ROP	Roper Technologies	A	2.31	0.10
2012-08-01	CDE	Coeur Mining	D	-2.91	0.10					
2012-08-01	DVAX	Dynavax Technologies	C	-1.88	0.40	PRGO	Perrigo Company plc	A	2.34	0.40
2012-08-01	SHP	Shire	D	-2.86	0.50	SNI	Scripps Networks Interactive	A	2.25	0.50
2012-08-01	CRS	Carpenter Technology	D	-2.87	0.40	PPG	Ppg Industries	A	2.25	0.40
2012-08-01	CMI	Cummins	C	-1.88	0.10	MAS	Masco	A	2.29	0.10
2012-08-01	DHR	Danaher	C	-1.84	0.00	CBE	Cooper Industries	A	2.27	0.00
2012-08-01	EMC	EMC Corp	C	-1.85	0.10	KLAC	Kla-tencor	A	2.25	0.10
2012-08-01	ESL	Esterline Technologies	C	-1.87	0.30	IR	Ingersoll-rand	A	2.26	0.30
2012-08-01	JOSB	Jos A Bank Clothiers	D	-2.87	0.10	EXPE	Expedia	A	2.36	0.10
2012-08-01	GMCR	Keurig Green Mountain	D	-2.97	0.10					
2012-08-01	TEN	Tenneco	D	-2.88	0.10	PHM	Pultegroup	A	2.52	0.10
2012-08-01	MT	Arcelormittal	D	-2.93	0.20					
2012-08-01	JBL	Jabil Circuit	C	-1.87	0.20	CTAS	Cintas	A	2.25	0.20
2012-08-01	FWLT	Foster Wheeler	D	-2.88	0.30	PKI	Perkinelmer	A	2.24	0.30
2012-08-01	STT	State Street	C	-1.86	0.60	PSA	Public Storage	A	2.52	0.60
2012-08-01	GSK	Glaxosmithkline Adr	C	-1.84	0.40	DVA	Davita	A	2.27	0.40
2012-08-01	HUM	Humana	C	-1.89	0.30	GILD	Gilead Sciences	A	2.25	0.30
2012-08-01	IBM	IBM	C	-1.84	0.50	TDC	Teradata	A	2.23	0.50
2012-08-01	SHOO	Steven Madden	C	-1.85	0.40	MJN	Mead Johnson Nutrition	A	2.46	0.40
2012-08-01	MS	Morgan Stanley	D	-2.89	0.50	ALL	Allstate	A	2.27	0.50
2012-08-01	ADSK	Autodesk	C	-1.87	0.10	RHT	Red Hat	A	2.22	0.10
2012-08-01	JEC	Jacobs Engineering	C	-1.87	0.20	TYC	Tyco International	A	2.24	0.20
2012-08-01	KEX	Kirby	D	-2.87	0.10	TSS	Total System Services	A	2.24	0.10
2012-08-01	CRM	Salesforce.com	C	-1.87	0.50	CERN	Cerner	A	2.22	0.50
2012-08-01	LNC	Lincoln National	C	-1.88	0.30	CCI	Crown Castle Intl Corp	A	2.26	0.30
2012-08-01	MCD	Mcdonald's	C	-1.85	0.10	WYN	Wyndham Worldwide	A	2.32	0.10
2012-08-01	MCRS	Micros Systems	C	-1.86	0.60	HRS	Harris	A	2.21	0.60
2012-08-01	MOT	Motorola Solutions	C	-1.85	0.50	INTU	Intuit	A	2.21	0.50
2012-08-01	NBL	Noble Energy	D	-2.86	0.10	COG	Cabot Oil & Gas	A	2.22	0.10
2012-08-01	NEM	Newmont Mining	D	-2.90	0.50	FMC	Fmc	A	2.24	0.50

Date	Ticker	Name	R	SM	W (%)	Ticker	Name	R	SM	W (%)
2012-08-01	NCM	Newcrest Mining	D	-2.90	0.70					
2012-08-01	F	Ford Motor	D	-2.88	0.10	LEN	Lennar	A	2.38	0.10
2012-08-01	OXY	Occidental Petroleum	D	-2.86	0.60	ESV	Ensco	A	2.22	0.60
2012-08-01	CB	Chubb	C	-1.84	0.10	EFX	Equifax	A	2.26	0.10
2012-08-01	PG	Procter & Gamble	C	-1.84	0.70	DHI	D.r. Horton	A	2.34	0.70
2012-08-01	PLL	Pall Corp	C	-1.86	0.40	RTN	Raytheon	A	2.24	0.40
2012-08-01	RBC	Regal Beloit	C	-1.85	0.10	GE	General Electric	A	2.24	0.10
2012-08-01	RL	Ralph Lauren	C	-1.87	0.50	LO	Lorillard	A	2.29	0.50
2012-08-01	SIAL	Sigma Aldrich	C	-1.85	0.10	ECL	Ecolab	A	2.23	0.10
2012-08-01		Redecard	C	-1.85	0.10	LTD	L Brands	A	2.25	0.10
2012-08-01	ROC	Rockwood Holdings	D	-2.87	0.20	EMN	Eastman Chemical	A	2.20	0.20
2012-08-01	SIRO	Sirona Dental Systems	D	-2.86	0.30	BMY	Bristol-myers Squibb	A	2.25	0.30
2012-08-01	ESND	Essendant	D	-2.88	0.40	PWR	Quanta Services	A	2.23	0.40
2012-08-01	UTX	United Technologies	D	-2.86	1.10	MWV	MeadWestvaco	A	2.23	1.10
2012-08-01	IVZ	Invesco	C	-1.86	0.40	AIG	American International	A	2.26	0.40
2012-08-01	G	Goldcorp	D	-2.88	0.90	TMK	Torchmark	A	2.25	0.90
2012-08-01	NBR	Nabors Industries	D	-2.89	0.20	EQT	Eqst	A	2.21	0.20
2012-08-01	BSX	Boston Scientific	D	-2.86	0.20	EW	Edwards Lifesciences	A	2.24	0.20
2012-08-01	CLCT	Collectors Universe	D	-2.86	0.10	GPS	Gap	A	2.32	0.10
2012-08-01	LIZ	Kate Spade & Co	C	-1.87	0.50	STZ	Constellation Brands	A	2.27	0.50
2012-08-01	NKE	Nike	C	-1.86	0.40	NWL	Newell Brands	A	2.26	0.40
2012-08-01	QCOM	Qualcomm	C	-1.86	0.80	MSFT	Microsoft	A	2.21	0.80
2012-08-01	SNX	Synnex	C	-1.87	0.30	TER	Teradyne	A	2.21	0.30
2012-08-01	SBUX	Starbucks	C	-1.88	0.20	JWN	Nordstrom	A	2.31	0.20
2012-08-01	SLH	Solera Holdings	D	-2.90	0.50	CA	Ca	A	2.20	0.50
2012-08-01	JPM	Jpmorgan Chase	C	-1.87	0.90	BBT	Bb&t	A	2.25	0.90
2012-08-01	SNDK	Sandisk Corp	D	-2.87	0.20	YHOO	Yahoo	A	2.18	0.20
2012-08-01	CTXS	Citrix Systems	C	-1.87	0.40	NI	Nisource	A	2.54	0.40
2012-08-01	C	Citigroup	D	-2.88	0.90	AMT	American Tower	A	2.25	0.90
2012-08-01	3998	Bosideng International	D	-2.86	0.20	USB	Us Bancorp	A	2.25	0.20
2012-08-01	HON	Honeywell International	C	-1.84	1.10	FDX	Fedex	A	2.23	1.10
2012-08-01	MD	Mednax	D	-2.84	0.10	BAX	Baxter International	A	2.24	0.10
2012-08-01	VPHM	Viropharma	C	-1.89	0.10	PFE	Pfizer	A	2.23	0.10
2012-08-01	NUS	Nu Skin Enterprises	C	-1.87	0.40	HSY	The Hershey	A	2.26	0.40
2012-08-01	ULE	Ultra Electronics	C	-1.87	0.10	FHN	First Horizon National	A	2.24	0.10
2012-08-01	EEP	Enbridge Energy Partners	C	-1.85	0.20	SWN	Southwestern Energy	B	1.21	0.20
2012-08-01	SPB	Superior Plus	C	-1.84	0.10	HOT	Strw Htl Res Wrlwd	A	2.24	0.10
2012-08-01	OTEX	Open Text	D	-2.88	0.40	BAC	Bank Of America	A	2.24	0.40
2012-08-01	UPS	United Parcel Service	C	-1.85	0.60		Fidelity National Information Services	A	2.23	0.60
2012-08-01	HLF	Herbalife	D	-2.88	0.80	BF.B	Brown-forman	A	2.24	0.80
2012-08-01	TSLA	Tesla	C	-1.88	0.10	RAI	Reynolds American	A	2.24	0.10
2012-08-01	HDB	Hdfc Bank Adr	C	-1.84	0.10	CINF	Cincinnati Financial	A	2.25	0.10
2012-08-01	GTI	GrafTech International	D	-2.90	0.10					
2012-08-01	TRW	TRW Automotive Holdings	C	-1.86	0.20	KMB	Kimberly-clark	A	2.23	0.20
2012-08-01	WRC	Warnaco Group	D	-2.89	0.30	MAT	Mattel	A	2.23	0.30
2012-08-01	EXPR	Express	D	-2.90	0.00	HD	The Home Depot	A	2.30	0.00
2012-08-01	SGP	Supergroup	D	-2.89	0.10	EBAY	Ebay	A	2.24	0.10
2012-08-01	DGC	Detour Gold	D	-2.91	0.20					
2012-08-01	AOSL	Alpha & Omega Semiconductor	C	-1.88	0.10	S	Sprint Nextel	A	2.34	0.10
2012-08-01	ACHI	Accretive Health	D	-2.92	0.00					
2012-08-01	VRA	Vera Bradley	D	-2.91	0.20					
2012-08-01	BBRG	Bravo Brio Restaurant Group	D	-2.88	0.10	NX	Twenty-First Century Fox Inc	A	2.28	0.10

Date	Ticker	Name	R	SM	W (%)	Ticker	Name	R	SM	W (%)
2012-08-01	LULU	Lululemon Athletica	C	-1.89	0.20	SNA	Snap-on	A	2.23	0.20
2012-08-01	3092	Start Today	D	-2.90	0.20	CMS	Cms Energy	A	2.23	0.20
2012-08-01	1700	Springland International	D	-2.89	0.00	IPG	Interpublic Group Of Companies	A	2.23	0.00
2012-08-01	1728	China Zhengtong Auto Services	D	-2.93	0.00					
2012-08-01	MNST	Monster Beverage	C	-1.86	0.70	MKC	Mccormick	A	2.22	0.70
2012-08-01	GOOGL	Alphabet	C	-1.84	0.60	D	Dominion Resources	A	2.33	0.60
2012-09-03	THI	Restaurant Brands International	C	-1.86	0.30	NI	Nisource	A	2.52	0.30
2012-09-03	HES	Hess	D	-2.87	0.20	TSO	Tesoro	A	2.36	0.20
2012-09-03	CTSH	Cognizant Technology Solutions	D	-2.86	0.50	AKAM	Akamai Technologies	A	2.34	0.50
2012-09-03	ELD	Eldorado Gold	D	-2.90	0.30	S	Sprint Nextel	A	2.38	0.30
2012-09-03	EME	Emcor	C	-1.85	0.30	GWW	Ww Grainger	A	2.35	0.30
2012-09-03	APA	Apache	D	-2.87	0.80	SUN	Sunoco	A	2.31	0.80
2012-09-03	APC	Anadarko Petroleum	D	-2.87	0.50	VLO	Valero Energy	A	2.26	0.50
2012-09-03	VMW	Vmware	D	-2.87	0.10	VRSN	Verisign	A	2.29	0.10
2012-09-03	ANTM	Anthem	D	-2.86	0.50	BIIB	Biogen	A	2.53	0.50
2012-09-03	ASII	Astra International	C	-1.86	0.00	EXPE	Expedia	A	2.33	0.00
2012-09-03	CAT	Caterpillar	D	-2.88	0.10	SHW	Sherwin-williams	A	2.34	0.10
2012-09-03	DVAX	Dynavax Technologies	C	-1.88	0.50	PRGO	Perrigo Company plc	A	2.33	0.50
2012-09-03	SHP	Shire	D	-2.86	0.50	WYN	Wyndham Worldwide	A	2.32	0.50
2012-09-03	CRS	Carpenter Technology	D	-2.85	0.30	CF	Cf Industries	A	2.27	0.30
2012-09-03	CMI	Cummins	C	-1.87	0.10	MAS	Masco	A	2.34	0.10
2012-09-03	DHR	Danaher	C	-1.84	0.00	ROP	Roper Technologies	A	2.31	0.00
2012-09-03	EMC	EMC Corp	C	-1.85	0.10	WDC	Western Digital	A	2.29	0.10
2012-09-03	ESL	Esterline Technologies	D	-2.87	0.30	IR	Ingersoll-rand	A	2.29	0.30
2012-09-03	GMCR	Keurig Green Mountain	D	-2.96	0.20					
2012-09-03	MT	Arcelormittal	D	-2.94	0.10	PSA	Public Storage	A	2.50	0.50
2012-09-03	STT	State Street	C	-1.85	0.50	GILD	Gilead Sciences	A	2.27	0.30
2012-09-03	HUM	Humana	D	-2.88	0.30	TDC	Teradata	A	2.26	0.50
2012-09-03	IBM	IBM	C	-1.84	0.50	PHM	Pultegroup	A	2.64	0.40
2012-09-03	SHOO	Steven Madden	C	-1.84	0.40	AIG	American International	A	2.29	0.50
2012-09-03	MS	Morgan Stanley	D	-2.88	0.50	KLAC	Kla-tencor	A	2.25	0.10
2012-09-03	ADSK	Autodesk	C	-1.88	0.10	CBE	Cooper Industries	A	2.27	0.20
2012-09-03	JEC	Jacobs Engineering	C	-1.86	0.20	PKI	Perkinelmer	A	2.26	0.10
2012-09-03	KEX	Kirby	D	-2.87	0.10	STX	Seagate Technology	A	2.25	0.50
2012-09-03	CRM	Salesforce.com	C	-1.85	0.50	CBS	Cbs	A	2.46	0.10
2012-09-03	MCD	Mcdonald's	D	-2.85	0.10	HRS	Harris	A	2.24	0.60
2012-09-03	MCRS	Micros Systems	C	-1.85	0.60	RHT	Red Hat	A	2.23	0.40
2012-09-03	MOT	Motorola Solutions	C	-1.85	0.40	ESV	Ensco	A	2.23	0.10
2012-09-03	NBL	Noble Energy	D	-2.86	0.10	PPG	Ppg Industries	A	2.25	0.50
2012-09-03	NEM	Newmont Mining	D	-2.88	0.50	MJN	Mead Johnson Nutrition	A	2.47	0.10
2012-09-03	F	Ford Motor	D	-2.88	0.10	ALL	Allstate	A	2.27	0.10
2012-09-03	CB	Chubb	C	-1.84	0.10	CTAS	Cintas	A	2.25	0.40
2012-09-03	PLL	Pall Corp	C	-1.86	0.40	LEN	Lennar	A	2.42	0.50
2012-09-03	RL	Ralph Lauren	C	-1.85	0.50	TYC	Tyco International	A	2.25	0.40
2012-09-03	ESND	Essendant	D	-2.88	0.40	CCI	Crown Castle Intl Corp	A	2.27	0.40
2012-09-03	IVZ	Invesco	C	-1.85	0.40	D	Dominion Resources	A	2.32	1.00
2012-09-03	G	Goldcorp	D	-2.86	1.00	NOV	National Oilwell Varco	A	2.22	0.20
2012-09-03	NBR	Nabors Industries	D	-2.88	0.20	DVA	Davita	A	2.26	0.20
2012-09-03	BSX	Boston Scientific	D	-2.86	0.20	GPS	Gap	A	2.38	0.10
2012-09-03	CLCT	Collectors Universe	D	-2.86	0.10	DHI	D.r. Horton	A	2.37	0.40
2012-09-03	LIZ	Kate Spade & Co	C	-1.84	0.40	STZ	Constellation Brands	A	2.31	0.40
2012-09-03	NKE	Nike	C	-1.86	0.40					

Date	Ticker	Name	R	SM	W (%)	Ticker	Name	R	SM	W (%)
2012-09-03	QCOM	Qualcomm	C	-1.85	0.80	TER	Teradyne	A	2.22	0.80
2012-09-03	SNX	Synnex	C	-1.87	0.30	CERN	Cerner	A	2.22	0.30
2012-09-03	SBUX	Starbucks	C	-1.87	0.20	JWN	Nordstrom	A	2.34	0.20
2012-09-03	SLH	Solera Holdings	D	-2.89	0.50	MSFT	Microsoft	A	2.22	0.50
2012-09-03	JPM	Jpmorgan Chase	C	-1.87	0.80	WY	Weyerhaeuser	A	2.27	0.80
2012-09-03	HON	Honeywell International	C	-1.84	1.10	PWR	Quanta Services	A	2.25	1.10
2012-09-03	NUS	Nu Skin Enterprises	C	-1.89	0.40	LO	Lorillard	A	2.28	0.40
2012-09-03	ULE	Ultra Electronics	C	-1.86	0.10	NX	Twenty-First Century Fox Inc	A	2.28	0.10
2012-09-03	EEP	Enbridge Energy Partners	C	-1.85	0.20	COG	Cabot Oil & Gas	A	2.22	0.20
2012-09-03	UPS	United Parcel Service	C	-1.85	0.50	RTN	Raytheon	A	2.24	0.50
2012-09-03	HLF	Herbalife	D	-2.89	0.70	HSY	The Hershey	A	2.26	0.70
2012-09-03	TSLA	Tesla	C	-1.87	0.10	BF.B	Brown-forman	A	2.24	0.10
2012-09-03	GTI	GrafTech International	D	-2.91	0.10					
2012-09-03	EXPR	Express	D	-2.90	0.00					
2012-09-03	ACHI	Accretive Health	D	-2.92	0.00					
2012-09-03	BBRG	Bravo Brio Restaurant Group	D	-2.87	0.10	HD	The Home Depot	A	2.33	0.10
2012-09-03	LULU	Lululemon Athletica	C	-1.86	0.30	SNA	Snap-on	A	2.24	0.30
2012-09-03	3092	Start Today	D	-2.89	0.20	SNI	Scripps Networks Interactive	A	2.27	0.20
2012-09-03	1700	Springland International	D	-2.90	0.00	BAC	Bank Of America	A	2.27	0.00
2012-09-03	1728	China Zhengtong Auto Services	D	-2.91	0.00					
2012-09-03	MNST	Monster Beverage	C	-1.88	0.60	EL	Estee Lauder Companies	A	2.24	0.60
2012-10-01	THI	Restaurant Brands International	C	-1.85	0.30	S	Sprint Nextel	A	2.41	0.30
2012-10-01	ANTM	Anthem	D	-2.87	0.50	BIIB	Biogen	A	2.54	0.50
2012-10-01	SHP	Shire	D	-2.87	0.50	PCS	T-Mobile US Inc.	A	2.34	0.50
2012-10-01	CMI	Cummins	C	-1.88	0.10	MAS	Masco	A	2.37	0.10
2012-10-01	DUK	Duke Energy	C	-1.85	0.10	NI	Nisource	A	2.54	0.10
2012-10-01	ESL	Esterline Technologies	D	-2.87	0.30	GWW	Ww Grainger	A	2.36	0.30
2012-10-01	STT	State Street	C	-1.84	0.50	PSA	Public Storage	A	2.48	0.50
2012-10-01	HUM	Humana	D	-2.88	0.30	PRGO	Perrigo Company plc	A	2.35	0.30
2012-10-01	MCRS	Micros Systems	C	-1.86	0.50	AKAM	Akamai Technologies	A	2.34	0.50
2012-10-01	F	Ford Motor	D	-2.87	0.10	PHM	Pultegroup	A	2.72	0.10
2012-10-01	DLTR	Dollar Tree	C	-1.86	0.20	CBS	Cbs	A	2.45	0.20
2012-10-01	PCP	Precision Castparts	D	-2.85	0.10	SHW	Sherwin-williams	A	2.36	0.10
2012-10-01	CLCT	Collectors Universe	D	-2.86	0.10	GPS	Gap	A	2.39	0.10
2012-10-01	NKE	Nike	C	-1.86	0.40	MJN	Mead Johnson Nutrition	A	2.46	0.40
2012-10-01	SBUX	Starbucks	C	-1.86	0.20	EXPE	Expedia	A	2.37	0.20
2012-10-01	BEAM	Beam Inc	C	-1.85	0.50	LEN	Lennar	A	2.45	0.50
2012-10-01	CTXS	Citrix Systems	C	-1.85	0.40	VRSN	Verisign	A	2.30	0.40
2012-10-01	210	Daphne International	D	-2.89	0.10	WYN	Wyndham Worldwide	A	2.33	0.10
2012-10-01	THS	Treehouse Foods	D	-2.86	0.30	DHI	D.r. Horton	A	2.41	0.30
2012-10-01	IMB	Imperial Brands	C	-1.85	0.20	JWN	Nordstrom	A	2.32	0.20
2012-10-01	ULE	Ultra Electronics	C	-1.85	0.10	D	Dominion Resources	A	2.32	0.10
2012-10-01	EEP	Enbridge Energy Partners	C	-1.85	0.20	TSO	Tesoro	A	2.39	0.20
2012-10-01	UPS	United Parcel Service	C	-1.85	0.50	ROP	Roper Technologies	A	2.33	0.50
2012-10-01	HLF	Herbalife	D	-2.88	0.80	STZ	Constellation Brands	A	2.30	0.80
2012-10-01	TSLA	Tesla	C	-1.85	0.10	HSY	The Hershey	A	2.26	0.10
2012-10-01	GTI	GrafTech International	D	-2.92	0.00					
2012-10-01	EXPR	Express	D	-2.90	0.00					
2012-10-01	BBRG	Bravo Brio Restaurant Group	D	-2.89	0.10	HD	The Home Depot	A	2.35	0.10

Date	Ticker	Name	R	SM	W (%)	Ticker	Name	R	SM	W (%)
2012-10-01	1700	Springland International	D	-2.89	0.00	GILD	Gilead Sciences	A	2.31	0.00
2012-10-01	1728	China ZhenGTong Auto Services	D	-2.91	0.00					
2012-10-01	MNST	Monster Beverage	C	-1.88	0.60	WHR	Whirlpool	A	2.25	0.60
2012-11-01	THI	Restaurant Brands International	C	-1.86	0.30	S	Sprint Nextel	A	2.44	0.30
2012-11-01	NWY	New York	C	-1.87	0.20	CBS	Cbs	A	2.42	0.20
2012-11-01	NVDA	Nvidia	D	-2.86	0.30	AKAM	Akamai Technologies	A	2.34	0.30
2012-11-01	ANTM	Anthem	D	-2.86	0.60	BIIB	Biogen	A	2.50	0.60
2012-11-01	SHP	Shire	D	-2.87	0.50	BAC	Bank Of America	A	2.33	0.50
2012-11-01	BATS	British American Tobacco	C	-1.85	0.40	PCS	T-Mobile US Inc.	A	2.31	0.40
2012-11-01	CSX	Csx	C	-1.85	0.50	MAS	Masco	A	2.39	0.50
2012-11-01	CMI	Cummins	C	-1.87	0.10	SHW	Sherwin-williams	A	2.34	0.10
2012-11-01	RIG	Transocean	C	-1.84	0.30	FSLR	First Solar	A	2.35	0.30
2012-11-01	DEST	Destination Maternity Corporation	C	-1.86	0.30	EXPE	Expedia	A	2.38	0.30
2012-11-01	ATHN	Athenahealth	C	-1.89	0.00	VRSN	Verisign	A	2.25	0.00
2012-11-01	DUK	Duke Energy	C	-1.84	0.10	NI	Nisource	A	2.54	0.10
2012-11-01	ESL	Esterline Technologies	D	-2.87	0.30	GWW	Ww Grainger	A	2.34	0.30
2012-11-01	HUM	Humana	D	-2.87	0.30	PRGO	Perrigo Company plc	A	2.35	0.30
2012-11-01	KO	Coca-cola	C	-1.85	0.50	PHM	Pultegroup	A	2.84	0.50
2012-11-01	MCRS	Micros Systems	C	-1.87	0.50	KLAC	Kla-tencor	A	2.24	0.50
2012-11-01	MO	Altria	C	-1.85	0.10	LEN	Lennar	A	2.50	0.10
2012-11-01	NSC	Norfolk Southern	D	-2.86	0.50	ROP	Roper Technologies	A	2.33	0.50
2012-11-01	F	Ford Motor	D	-2.85	0.10	DHI	D.r. Horton	A	2.43	0.10
2012-11-01	DLTR	Dollar Tree	C	-1.88	0.20	HD	The Home Depot	A	2.36	0.20
2012-11-01	TXN	Texas Instruments	D	-2.86	0.40	HRS	Harris	A	2.24	0.40
2012-11-01	BTI	British American Tobacco Adr	C	-1.85	0.20	MJN	Mead Johnson Nutrition	A	2.41	0.20
2012-11-01	CLCT	Collectors Universe	D	-2.88	0.10	JWN	Nordstrom	A	2.33	0.10
2012-11-01	IMGN	Immunogen	C	-1.90	0.10	GILD	Gilead Sciences	A	2.31	0.10
2012-11-01	NKE	Nike	C	-1.86	0.40	STZ	Constellation Brands	A	2.33	0.40
2012-11-01	INVA	Innoviva	C	-1.88	0.10	DVA	Davita	A	2.30	0.10
2012-11-01	SBUX	Starbucks	C	-1.87	0.20	WYN	Wyndham Worldwide	A	2.32	0.20
2012-11-01	BEAM	Beam Inc	C	-1.85	0.50	WHR	Whirlpool	A	2.31	0.50
2012-11-01	CTXS	Citrix Systems	C	-1.87	0.60	SYMC	Symantec	A	2.24	0.60
2012-11-01	ZIOP	Ziopharm Oncology	C	-1.88	0.10	BAX	Baxter International	A	2.26	0.10
2012-11-01	THS	Treehouse Foods	D	-2.84	0.30	SNA	Snap-on	A	2.27	0.30
2012-11-01	IMB	Imperial Brands	C	-1.85	0.20	WY	Weyerhaeuser	A	2.30	0.20
2012-11-01	EEP	Enbridge Energy Partners	C	-1.85	0.20	TSO	Tesoro	A	2.33	0.20
2012-11-01	UPS	United Parcel Service	C	-1.85	0.50	PKI	Perkinelmer	A	2.30	0.50
2012-11-01	HLF	Herbalife	D	-2.88	0.80	HSY	The Hershey	A	2.25	0.80
2012-11-01	TSLA	Tesla	D	-2.85	0.10	MAT	Mattel	A	2.25	0.10
2012-11-01	DG	Dollar General	C	-1.85	0.40	NX	Twenty-First Century Fox Inc	A	2.29	0.40
2012-11-01	EXPR	Express	D	-2.93	0.00					
2012-11-01	AOSL	Alpha & Omega Semiconductor	C	-1.86	0.10	SNDK	Sandisk Corp	A	2.24	0.10
2012-11-01	ACHI	Accretive Health	D	-2.85	0.00	MYL	Mylan N.V.	A	2.25	0.00
2012-11-01	BBRG	Bravo Brio Restaurant Group	D	-2.89	0.10	LOW	Lowe's Companies	A	2.29	0.10
2012-11-01	3092	Start Today	D	-2.88	0.20	IR	Ingersoll-rand	A	2.30	0.20
2012-11-01	AVEO	AVEO Pharmaceuticals	D	-2.91	0.10					
2012-11-01	1700	Springland International	D	-2.89	0.00	AIG	American International	A	2.29	0.00
2012-11-01	MNST	Monster Beverage	C	-1.90	0.50	BF.B	Brown-forman	A	2.25	0.50
2012-12-03	THI	Restaurant Brands International	D	-2.87	0.30	S	Sprint Nextel	A	2.45	0.30
2012-12-03	NWY	New York	C	-1.87	0.20	CBS	Cbs	A	2.45	0.20
2012-12-03	AAPL	Apple	C	-1.86	6.70	AKAM	Akamai Technologies	A	2.32	6.70

Date	Ticker	Name	R	SM	W (%)	Ticker	Name	R	SM	W (%)
2012-12-03	HES	Hess	C	-1.84	0.20	FSLR	First Solar	A	2.39	0.20
2012-12-03	WPRT	Westport Fuel Systems	D	-2.91	0.10					
2012-12-03	NVDA	Nvidia	D	-2.87	0.30	CSC	Computer Sciences	A	2.29	0.30
2012-12-03	GES	Guess?	D	-2.87	0.20	EXPE	Expedia	A	2.39	0.20
2012-12-03	APA	Apache	D	-2.86	0.70	TSO	Tesoro	A	2.38	0.70
2012-12-03	SBB	Sabina Gold & Silver	C	-1.87	0.20	PCS	T-Mobile US Inc.	A	2.32	0.20
2012-12-03	CAT	Caterpillar	D	-2.85	0.10	MAS	Masco	A	2.40	0.10
2012-12-03	MOS	The Mosaic	C	-1.86	0.00	PPG	Ppg Industries	A	2.28	0.00
2012-12-03	SHP	Shire	D	-2.87	0.50	ALL	Allstate	A	2.30	0.50
2012-12-03	BATS	British American Tobacco	C	-1.84	0.40	WY	Weyerhaeuser	A	2.30	0.40
2012-12-03	CRS	Carpenter Technology	D	-2.86	0.30	CF	Cf Industries	A	2.27	0.30
2012-12-03	CSX	Csx	D	-2.86	0.50	SHW	Sherwin-williams	A	2.36	0.50
2012-12-03	CMI	Cummins	D	-2.87	0.10	ROP	Roper Technologies	A	2.34	0.10
2012-12-03	RIG	Transocean	C	-1.84	0.30	VLO	Valero Energy	A	2.26	0.30
2012-12-03	ATHN	Athenahealth	C	-1.89	0.00	JDSU	JDS Uniphase Corporation	A	2.24	0.00
2012-12-03	DUK	Duke Energy	C	-1.85	0.10	NI	Nisource	A	2.52	0.10
2012-12-03	JOSB	Jos A Bank Clothiers	C	-1.85	0.10	HD	The Home Depot	A	2.38	0.10
2012-12-03	JBL	Jabil Circuit	D	-2.86	0.10	GWW	Ww Grainger	A	2.33	0.10
2012-12-03	HAL	Halliburton	C	-1.85	0.90	COG	Cabot Oil & Gas	A	2.25	0.90
2012-12-03	KO	Coca-cola	C	-1.85	0.50	PHM	Pultegroup	A	2.80	0.50
2012-12-03	MCRS	Micros Systems	D	-2.88	0.50	SYMC	Symantec	A	2.24	0.50
2012-12-03	MO	Altria	C	-1.84	0.10	LEN	Lennar	A	2.49	0.10
2012-12-03	NEM	Newmont Mining	C	-1.86	0.30	TIE	Titanium Metals	A	2.26	0.30
2012-12-03	NSC	Norfolk Southern	D	-2.87	0.50	IR	Ingersoll-rand	A	2.30	0.50
2012-12-03	OXY	Occidental Petroleum	D	-2.87	0.40	EOG	Eog Resources	A	2.23	0.40
2012-12-03	ROST	Ross Stores	C	-1.87	1.50	LOW	Lowe's Companies	A	2.32	1.50
2012-12-03	DLTR	Dollar Tree	C	-1.88	0.20	JWN	Nordstrom	A	2.31	0.20
2012-12-03	SLB	Schlumberger	C	-1.85	0.10	SWN	Southwestern Energy	A	2.23	0.10
2012-12-03	ROC	Rockwood Holdings	C	-1.85	0.20	ECL	Ecolab	A	2.25	0.20
2012-12-03	TJX	Tjx Companies	C	-1.84	1.60	WYN	Wyndham Worldwide	A	2.31	1.60
2012-12-03	TXT	Textron	C	-1.87	0.40	PKI	Perkinelmer	A	2.30	0.40
2012-12-03	BTI	British American Tobacco Adr	C	-1.84	0.30	DHI	D.r. Horton	A	2.38	0.30
2012-12-03	WFC	Wells Fargo	C	-1.85	2.20	BAC	Bank Of America	A	2.33	2.20
2012-12-03	G	Goldcorp	C	-1.86	1.00	DVA	Davita	A	2.29	1.00
2012-12-03	NBR	Nabors Industries	D	-2.85	0.20	EQT	Eq	A	2.22	0.20
2012-12-03	CLCT	Collectors Universe	D	-2.90	0.00					
2012-12-03	IMGN	Immunogen	C	-1.89	0.10	BIIB	Biogen	A	2.54	0.10
2012-12-03	LIZ	Kate Spade & Co	C	-1.85	0.30	STZ	Constellation Brands	A	2.33	0.30
2012-12-03	NKE	Nike	C	-1.86	0.40	WHR	Whirlpool	A	2.31	0.40
2012-12-03	INVA	Innoviva	C	-1.89	0.10	GILD	Gilead Sciences	A	2.34	0.10
2012-12-03	BEAM	Beam Inc	C	-1.85	0.50	SNA	Snap-on	A	2.27	0.50
2012-12-03	CTXS	Citrix Systems	C	-1.88	0.60	HRS	Harris	A	2.23	0.60
2012-12-03	THS	Treehouse Foods	D	-2.84	0.30	BF.B	Brown-forman	A	2.27	0.30
2012-12-03	IMB	Imperial Brands	C	-1.84	0.20	PETM	Petsmart	A	2.29	0.20
2012-12-03	EEP	Enbridge Energy Partners	C	-1.86	0.20	HP	Helmerich & Payne	A	2.22	0.20
2012-12-03	UPS	United Parcel Service	D	-2.85	0.60	VMC	Vulcan Materials Co	A	2.27	0.60
2012-12-03	HLF	Herbalife	D	-2.90	0.50	HSY	The Hershey	A	2.26	0.50
2012-12-03	CIT	Cit	C	-1.85	0.20	EFX	Equifax	A	2.30	0.20
2012-12-03	EXPR	Express	D	-2.91	0.00					
2012-12-03	QLIK	Qlik Technologies	D	-2.87	0.20	CERN	Cerner	A	2.23	0.20
2012-12-03	ACHI	Accretive Health	D	-2.85	0.00	PRGO	Perrigo Company plc	A	2.31	0.00
2012-12-03	BBRG	Bravo Brio Restaurant Group	D	-2.89	0.10	NX	Twenty-First Century Fox Inc	A	2.30	0.10
2012-12-03	3092	Start Today	D	-2.88	0.20	EBAY	Ebay	A	2.29	0.20
2012-12-03	AVEO	AVEO Pharmaceuticals	D	-2.92	0.10					
2012-12-03	P	Pandora Media	D	-2.93	0.10					
2012-12-03	1700	Springland International	D	-2.89	0.00	CCI	Crown Castle Intl Corp	A	2.29	0.00

Date	Ticker	Name	R	SM	W (%)	Ticker	Name	R	SM	W (%)
2012-12-03	MNST	Monster Beverage	C	-1.89	0.50	MAT	Mattel	A	2.25	0.50
2012-12-03	BHGE	Baker Hughes, A Ge	C	-1.85	0.50	PXD	Pioneer Natural Resources	A	2.22	0.50
2013-01-01	THI	Restaurant Brands International	D	-2.86	0.30	S	Sprint Nextel	A	2.45	0.30
2013-01-01	NWY	New York	C	-1.86	0.20	CBS	Cbs	A	2.48	0.20
2013-01-01	AAPL	Apple	C	-1.87	5.50	AKAM	Akamai Technologies	A	2.37	5.50
2013-01-01	HES	Hess	C	-1.83	0.20	FSLR	First Solar	A	2.44	0.20
2013-01-01	WPRT	Westport Fuel Systems	D	-2.91	0.10					
2013-01-01	ELD	Eldorado Gold	C	-1.86	0.30	EFX	Equifax	A	2.31	0.30
2013-01-01	GES	Guess?	D	-2.88	0.20	EXPE	Expedia	A	2.40	0.20
2013-01-01	APA	Apache	D	-2.86	0.70	TSO	Tesoro	A	2.40	0.70
2013-01-01	SBB	Sabina Gold & Silver	C	-1.87	0.20	GNW	Genworth Financial	A	2.30	0.20
2013-01-01	DVAX	Dynavax Technologies	D	-2.91	0.30					
2013-01-01	BATS	British American Tobacco	C	-1.85	0.40	IR	Ingersoll-rand	A	2.30	0.40
2013-01-01	CSX	Csx	D	-2.86	0.50	MAS	Masco	A	2.40	0.50
2013-01-01	ASNA	Ascena Retail	C	-1.86	0.30	HD	The Home Depot	A	2.36	0.30
2013-01-01	RIG	Transocean	C	-1.85	0.30	VLO	Valero Energy	A	2.28	0.30
2013-01-01	JOSB	Jos A Bank Clothiers	C	-1.85	0.10	WYN	Wyndham Worldwide	A	2.33	0.10
2013-01-01	GE	General Electric	C	-1.85	0.50	SHW	Sherwin-williams	A	2.37	0.50
2013-01-01	GPS	Gap	C	-1.86	0.20	LOW	Lowe's Companies	A	2.31	0.20
2013-01-01	HAL	Halliburton	C	-1.84	0.90	COG	Cabot Oil & Gas	A	2.26	0.90
2013-01-01	GSK	Glaxosmithkline Adr	D	-2.85	0.40	BIIB	Biogen	A	2.53	0.40
2013-01-01	KO	Coca-cola	C	-1.85	0.50	PHM	Pultegroup	A	2.85	0.50
2013-01-01	MCD	Mcdonald's	D	-2.84	0.30	NX	Twenty-First Century Fox Inc	A	2.31	0.30
2013-01-01	MCRS	Micros Systems	D	-2.88	0.50	CSC	Computer Sciences	A	2.30	0.50
2013-01-01	MO	Altria	C	-1.86	0.10	LEN	Lennar	A	2.51	0.10
2013-01-01	NEM	Newmont Mining	D	-2.86	0.30	PPG	Ppg Industries	A	2.31	0.30
2013-01-01	NSC	Norfolk Southern	D	-2.86	0.60	GWW	Ww Grainger	A	2.35	0.60
2013-01-01	OKE	Oneok	C	-1.86	0.20	NI	Nisource	A	2.53	0.20
2013-01-01	OXY	Occidental Petroleum	D	-2.86	0.40	EOG	Eog Resources	A	2.24	0.40
2013-01-01	EPD	Enterprise Products Partners	C	-1.85	0.20	HP	Helmerich & Payne	A	2.24	0.20
2013-01-01	ROST	Ross Stores	C	-1.87	1.50	JWN	Nordstrom	A	2.31	1.50
2013-01-01	DLTR	Dollar Tree	D	-2.88	0.20	DISCA	Discovery Communications	A	2.29	0.20
2013-01-01	SLB	Schlumberger	C	-1.85	0.10	MUR	Murphy Oil	A	2.23	0.10
2013-01-01	ROC	Rockwood Holdings	C	-1.84	0.20	EMN	Eastman Chemical	A	2.26	0.20
2013-01-01	TJX	Tjx Companies	C	-1.85	1.60	NFLX	Netflix	A	2.29	1.60
2013-01-01	TXT	Textron	C	-1.86	0.40	ROP	Roper Technologies	A	2.34	0.40
2013-01-01	WFC	Wells Fargo	C	-1.84	2.60	BAC	Bank Of America	A	2.39	2.60
2013-01-01	G	Goldcorp	D	-2.87	1.00	WY	Weyerhaeuser	A	2.30	1.00
2013-01-01	IMGN	Immunogen	D	-2.88	0.10	GILD	Gilead Sciences	A	2.34	0.10
2013-01-01	LIZ	Kate Spade & Co	C	-1.85	0.30	DHI	D.r. Horton	A	2.39	0.30
2013-01-01	NKE	Nike	C	-1.85	0.80	STZ	Constellation Brands	A	2.33	0.80
2013-01-01	INVA	Innoviva	C	-1.88	0.10	THC	Tenet Healthcare	A	2.31	0.10
2013-01-01	QCOM	Qualcomm	C	-1.84	0.40	JDSU	JDS Uniphase Corporation	A	2.26	0.40
2013-01-01	SNX	Synnex	D	-2.84	0.30	HRS	Harris	A	2.25	0.30
2013-01-01	WFM	Whole Foods Market	C	-1.85	0.80	TRIP	Tripadvisor	A	2.29	0.80
2013-01-01	CAKE	Cheesecake Factory	C	-1.85	0.20	TWC	Time Warner Cable Inc.	A	2.28	0.20
2013-01-01	DKS	Dick's Sporting Goods	C	-1.86	0.30	PETM	Petsmart	A	2.28	0.30
2013-01-01	CTXS	Citrix Systems	D	-2.87	0.70	TER	Teradyne	A	2.24	0.70
2013-01-01	THS	Treehouse Foods	D	-2.85	0.30	DLPH	Delphi Automotive	A	2.32	0.30
2013-01-01	TGT	Target	C	-1.85	0.70	EBAY	Ebay	A	2.28	0.70
2013-01-01	VPHM	Viopharma	C	-1.88	0.10	DVA	Davita	A	2.30	0.10
2013-01-01	PM	Philip Morris International	C	-1.85	0.90	WHR	Whirlpool	A	2.31	0.90
2013-01-01	UPS	United Parcel Service	D	-2.85	0.60	PKI	Perkinelmer	A	2.30	0.60

Date	Ticker	Name	R	SM	W (%)	Ticker	Name	R	SM	W (%)
2013-01-01	SVRA	Savara	C	-1.89	0.00	BAX	Baxter International	A	2.27	0.00
2013-01-01	DG	Dollar General	C	-1.85	0.40	ANF	Abercrombie & Fitch	A	2.28	0.40
2013-01-01	CIT	Cit	C	-1.84	0.20	CCI	Crown Castle Intl Corp	A	2.31	0.20
2013-01-01	QLIK	Qlik Technologies	D	-2.86	0.30	SYMC	Symantec	A	2.24	0.30
2013-01-01	ACHI	Accretive Health	D	-2.86	0.00	MYL	Mylan N.V.	A	2.26	0.00
2013-01-01	BBRG	Bravo Brio Restaurant Group	D	-2.89	0.00	SNI	Scripps Networks Interactive	A	2.27	0.00
2013-01-01	AVEO	AVEO Pharmaceuticals	D	-2.90	0.10					
2013-01-01	P	Pandora Media	D	-2.92	0.10					
2013-01-01	ANGI	Angie's List	D	-2.89	0.20	GME	Gamestop Corp New	A	2.27	0.20
2013-01-01	MDLZ	Mondelez International	D	-2.87	0.30	SNA	Snap-on	A	2.27	0.30
2013-01-01	MNST	Monster Beverage	C	-1.89	0.40	HSY	The Hershey	A	2.26	0.40
2013-02-01	THI	Restaurant Brands International	D	-2.86	0.30	MPC	Marathon Petroleum	A	2.47	0.30
2013-02-01	AAPL	Apple	D	-2.89	4.20	AKAM	Akamai Technologies	A	2.37	4.20
2013-02-01	ELD	Eldorado Gold	C	-1.88	0.20	TSO	Tesoro	A	2.45	0.20
2013-02-01	SBB	Sabina Gold & Silver	C	-1.89	0.20	S	Sprint Nextel	A	2.45	0.20
2013-02-01	DVAX	Dynavax Technologies	D	-2.90	0.40	BIIB	Biogen	A	2.57	0.40
2013-02-01	ASNA	Ascena Retail	D	-2.87	0.30	CBS	Cbs	A	2.53	0.30
2013-02-01	EMC	EMC Corp	D	-2.85	0.30	CSC	Computer Sciences	A	2.32	0.30
2013-02-01	JOSB	Jos A Bank Clothiers	C	-1.86	0.00	NFLX	Netflix	A	2.51	0.00
2013-02-01	GE	General Electric	C	-1.84	0.50	MAS	Masco	A	2.45	0.50
2013-02-01	GPS	Gap	C	-1.85	0.20	EXPE	Expedia	A	2.43	0.20
2013-02-01	KO	Coca-cola	C	-1.85	0.50	PHM	Pultegroup	A	2.96	0.50
2013-02-01	MCRS	Micros Systems	D	-2.87	0.50	JDSU	JDS Uniphase Corporation	A	2.29	0.50
2013-02-01	MRK	Merck & Co	C	-1.85	1.40	THC	Tenet Healthcare	A	2.37	1.40
2013-02-01	OKE	Oneok	C	-1.84	0.20	NI	Nisource	A	2.58	0.20
2013-02-01	ROST	Ross Stores	C	-1.86	1.50	HD	The Home Depot	A	2.39	1.50
2013-02-01	DLTR	Dollar Tree	D	-2.88	0.20	WYN	Wyndham Worldwide	A	2.35	0.20
2013-02-01	VFC	Vf	C	-1.85	0.50	LEN	Lennar	A	2.54	0.50
2013-02-01	WFC	Wells Fargo	C	-1.84	2.60	BAC	Bank Of America	A	2.39	2.60
2013-02-01	G	Goldcorp	D	-2.87	0.60	FSLR	First Solar	A	2.40	0.60
2013-02-01	INVA	Innoviva	C	-1.88	0.10	CELG	Celgene	A	2.33	0.10
2013-02-01	WFM	Whole Foods Market	C	-1.84	0.80	NX	Twenty-First Century Fox Inc	A	2.34	0.80
2013-02-01	CAKE	Cheesecake Factory	C	-1.84	0.20	LOW	Lowe's Companies	A	2.34	0.20
2013-02-01	THS	Treehouse Foods	D	-2.85	0.30	DHI	D.r. Horton	A	2.46	0.30
2013-02-01	TGT	Target	C	-1.84	0.60	JWN	Nordstrom	A	2.32	0.60
2013-02-01	VPHM	Viropharma	C	-1.85	0.10	DVA	Davita	A	2.32	0.10
2013-02-01	PM	Philip Morris International	C	-1.84	0.90	WHR	Whirlpool	A	2.34	0.90
2013-02-01	DG	Dollar General	C	-1.85	0.40	DISCA	Discovery Communications	A	2.32	0.40
2013-02-01	VRA	Vera Bradley	C	-1.85	0.10	DLPH	Delphi Automotive	A	2.33	0.10
2013-02-01	AVEO	AVEO Pharmaceuticals	D	-2.90	0.10					
2013-02-01	MDLZ	Mondelez International	D	-2.86	0.30	STZ	Constellation Brands	A	2.30	0.30
2013-02-01	MNST	Monster Beverage	D	-2.90	0.30	HSY	The Hershey	A	2.29	0.30
2013-03-01	AAPL	Apple	D	-2.90	3.70	CSC	Computer Sciences	A	2.36	3.70
2013-03-01	ELD	Eldorado Gold	D	-2.89	0.20	NI	Nisource	A	2.59	0.20
2013-03-01	APA	Apache	D	-2.86	0.60	TSO	Tesoro	A	2.53	0.60
2013-03-01	SBB	Sabina Gold & Silver	D	-2.91	0.20					
2013-03-01	DVAX	Dynavax Technologies	D	-2.93	0.20					
2013-03-01	ASNA	Ascena Retail	D	-2.88	0.30	NFLX	Netflix	A	2.59	0.30
2013-03-01	EMC	EMC Corp	D	-2.86	0.30	AKAM	Akamai Technologies	A	2.33	0.30
2013-03-01	JOSB	Jos A Bank Clothiers	D	-2.86	0.00	CBS	Cbs	A	2.55	0.00
2013-03-01	GPS	Gap	C	-1.85	0.20	EXPE	Expedia	A	2.41	0.20

Date	Ticker	Name	R	SM	W (%)	Ticker	Name	R	SM	W (%)
2013-03-01	MCRS	Micros Systems	D	-2.88	0.50	SYMC	Symantec	A	2.30	0.50
2013-03-01	MRK	Merck & Co	C	-1.85	1.50	BIIB	Biogen	A	2.61	1.50
2013-03-01	NCM	Newcrest Mining	D	-2.88	0.20	MPC	Marathon Petroleum	A	2.52	0.20
2013-03-01	ROST	Ross Stores	D	-2.86	1.50	HD	The Home Depot	A	2.40	1.50
2013-03-01	PSMT	Pricesmart	C	-1.85	0.30	WYN	Wyndham Worldwide	A	2.38	0.30
2013-03-01	G	Goldcorp	D	-2.88	0.60	MAS	Masco	A	2.46	0.60
2013-03-01	INVA	Innoviva	C	-1.89	0.10	THC	Tenet Healthcare	A	2.37	0.10
2013-03-01	WFM	Whole Foods Market	C	-1.86	0.70	NX	Twenty-First Century Fox Inc	A	2.35	0.70
2013-03-01	CAKE	Cheesecake Factory	C	-1.84	0.20	DISCA	Discovery Communications	A	2.34	0.20
2013-03-01	AEM	Agnico Eagle Mines	C	-1.88	0.50	S	Sprint Nextel	A	2.46	0.50
2013-03-01	VPHM	Viropharma	C	-1.86	0.10	CELG	Celgene	A	2.34	0.10
2013-03-01	IMB	Imperial Brands	D	-2.84	0.20	STZ	Constellation Brands	A	2.41	0.20
2013-03-01	DG	Dollar General	D	-2.84	0.30	LOW	Lowe's Companies	A	2.34	0.30
2013-03-01	VRA	Vera Bradley	C	-1.85	0.10	PHM	Pultegroup	A	2.91	0.10
2013-03-01	FNV	Franco-nevada	C	-1.87	0.40	SHW	Sherwin-williams	A	2.39	0.40
2013-03-01	AVEO	AVEO Pharmaceuticals	D	-2.92	0.10					
2013-03-01	TFM	Fresh Market	D	-2.88	0.30	TRIP	Tripadvisor	A	2.31	0.30
2013-03-01	MDLZ	Mondelez International	D	-2.86	0.30	LEN	Lennar	A	2.51	0.30
2013-03-01	MNST	Monster Beverage	D	-2.89	0.40	DHI	D.r. Horton	A	2.44	0.40
2013-04-01	AAPL	Apple	D	-2.90	0.80	CSC	Computer Sciences	A	2.36	0.80
2013-04-01	ELD	Eldorado Gold	D	-2.90	0.10	NI	Nisource	A	2.62	0.10
2013-04-01	APA	Apache	D	-2.85	0.70	MPC	Marathon Petroleum	A	2.55	0.70
2013-04-01	SBB	Sabina Gold & Silver	D	-2.91	0.20					
2013-04-01	DVAX	Dynavax Technologies	D	-2.93	0.20					
2013-04-01	CRS	Carpenter Technology	D	-2.85	0.30	PPG	Ppg Industries	A	2.31	0.30
2013-04-01	EMC	EMC Corp	D	-2.85	0.30	HPQ	Hewlett-Packard	A	2.33	0.30
2013-04-01	JOSB	Jos A Bank Clothiers	D	-2.87	0.00	CBS	Cbs	A	2.58	0.00
2013-04-01	MRK	Merck & Co	C	-1.85	1.50	BIIB	Biogen	A	2.70	1.50
2013-04-01	NCM	Newcrest Mining	D	-2.89	0.20	TSO	Tesoro	A	2.52	0.20
2013-04-01	PSMT	Pricesmart	C	-1.84	0.30	NFLX	Netflix	A	2.57	0.30
2013-04-01	RADL3	Raia Drogasil	C	-1.85	0.20	S	Sprint Nextel	A	2.49	0.20
2013-04-01	G	Goldcorp	D	-2.88	0.60	MAS	Masco	A	2.48	0.60
2013-04-01	WFM	Whole Foods Market	C	-1.86	0.70	HD	The Home Depot	A	2.41	0.70
2013-04-01	AEM	Agnico Eagle Mines	C	-1.88	0.50	THC	Tenet Healthcare	A	2.46	0.50
2013-04-01	IMB	Imperial Brands	D	-2.84	0.10	STZ	Constellation Brands	A	2.44	0.10
2013-04-01	VRA	Vera Bradley	C	-1.86	0.10	PHM	Pultegroup	A	2.95	0.10
2013-04-01	FNV	Franco-nevada	C	-1.87	0.40	SHW	Sherwin-williams	A	2.40	0.40
2013-04-01	AVEO	AVEO Pharmaceuticals	D	-2.91	0.10					
2013-04-01	TFM	Fresh Market	D	-2.89	0.20	WYN	Wyndham Worldwide	A	2.40	0.20
2013-04-01	MDLZ	Mondelez International	D	-2.85	0.30	LEN	Lennar	A	2.53	0.30
2013-04-01	MNST	Monster Beverage	D	-2.90	0.30	DHI	D.r. Horton	A	2.47	0.30
2013-04-01	ASH	Ashland Global	C	-1.86	0.20	LYB	Lyondellbasell Industries	A	2.28	0.20
2013-05-01	AAPL	Apple	D	-2.90	0.60	CSC	Computer Sciences	A	2.34	0.60
2013-05-01	ELD	Eldorado Gold	D	-2.92	0.10					
2013-05-01	APA	Apache	D	-2.86	0.60	FSLR	First Solar	A	2.65	0.60
2013-05-01	VMW	Vmware	D	-2.88	0.10	SYMC	Symantec	A	2.31	0.10
2013-05-01	SBB	Sabina Gold & Silver	D	-2.94	0.10					
2013-05-01	DVAX	Dynavax Technologies	D	-2.93	0.20					
2013-05-01	SHP	Shire	C	-1.84	0.50	NI	Nisource	A	2.65	0.50
2013-05-01	CRS	Carpenter Technology	D	-2.86	0.30	PPG	Ppg Industries	A	2.33	0.30
2013-05-01	EMC	EMC Corp	D	-2.85	0.30	HPQ	Hewlett-Packard	A	2.29	0.30

Date	Ticker	Name	R	SM	W (%)	Ticker	Name	R	SM	W (%)
2013-05-01	ALB	Albemarle	C	-1.85	0.40	ECL	Ecolab	A	2.29	0.40
2013-05-01	ESV	EnSCO	C	-1.85	0.20	TSO	Tesoro	A	2.47	0.20
2013-05-01	JOSB	Jos A Bank Clothiers	D	-2.85	0.10	NFLX	Netflix	A	2.66	0.10
2013-05-01	FWLT	Foster Wheeler	C	-1.87	0.30	MAS	Masco	A	2.49	0.30
2013-05-01	MCRS	Micros Systems	D	-2.85	0.50	CERN	Cerner	A	2.29	0.50
2013-05-01	NCM	Newcrest Mining	D	-2.91	0.20					
2013-05-01	RADL3	Raia Drogasil	C	-1.85	0.20	S	Sprint Nextel	A	2.56	0.20
2013-05-01	AMZN	Amazon.com	C	-1.85	1.30	CBS	Cbs	A	2.58	1.30
2013-05-01	VMC	Vulcan Materials Co	C	-1.86	0.30	SHW	Sherwin-williams	A	2.43	0.30
2013-05-01	G	Goldcorp	D	-2.89	0.50	LEN	Lennar	A	2.53	0.50
2013-05-01	WFM	Whole Foods Market	D	-2.85	0.70	HD	The Home Depot	A	2.43	0.70
2013-05-01	MACK	Merrimack Pharmaceuticals	D	-2.93	0.10					
2013-05-01	AEM	Agnico Eagle Mines	D	-2.91	0.40					
2013-05-01	DWRE	Demandware	D	-2.87	0.20	MU	Micron Technology	A	2.28	0.20
2013-05-01	XOM	Exxon Mobil	C	-1.84	1.70	MPC	Marathon Petroleum	A	2.45	1.70
2013-05-01	VPHM	Viropharma	C	-1.83	0.10	BIIB	Biogen	A	2.77	0.10
2013-05-01	IMB	Imperial Brands	D	-2.84	0.10	DHI	D.r. Horton	A	2.50	0.10
2013-05-01	ASML	Asml	C	-1.84	0.30	VRSN	Verisign	A	2.28	0.30
2013-05-01	VRA	Vera Bradley	C	-1.87	0.10	PHM	Pultegroup	A	2.98	0.10
2013-05-01	FNV	Franco-nevada	C	-1.88	0.30	STZ	Constellation Brands	A	2.46	0.30
2013-05-01	AVEO	AVEO Pharmaceuticals	D	-2.94	0.10					
2013-05-01	TFM	Fresh Market	D	-2.89	0.20	BBY	Best Buy	A	2.38	0.20
2013-06-03	AAPL	Apple	D	-2.89	0.70	MU	Micron Technology	A	2.36	0.70
2013-06-03	ELD	Eldorado Gold	D	-2.91	0.10					
2013-06-03	DBK	Deutsche Bank	C	-1.84	0.10	PHM	Pultegroup	A	3.00	0.10
2013-06-03	VMW	Vmware	D	-2.88	0.10	HPQ	Hewlett-Packard	A	2.35	0.10
2013-06-03	SBB	Sabina Gold & Silver	D	-2.93	0.10					
2013-06-03	DVAX	Dynavax Technologies	D	-2.92	0.30					
2013-06-03	CRS	Carpenter Technology	D	-2.85	0.30	PPG	Ppg Industries	A	2.36	0.30
2013-06-03	ESV	EnSCO	C	-1.85	0.20	FSLR	First Solar	A	2.76	0.20
2013-06-03	FWLT	Foster Wheeler	C	-1.86	0.30	KSU	Kansas City Southern	A	2.56	0.30
2013-06-03	MCRS	Micros Systems	D	-2.85	0.30	CSC	Computer Sciences	A	2.33	0.30
2013-06-03	NCM	Newcrest Mining	D	-2.92	0.10					
2013-06-03	AMZN	Amazon.com	C	-1.84	1.40	NFLX	Netflix	A	2.69	1.40
2013-06-03	TXT	Textron	C	-1.86	0.40	MAS	Masco	A	2.50	0.40
2013-06-03	VMC	Vulcan Materials Co	C	-1.85	0.30	SHW	Sherwin-williams	A	2.45	0.30
2013-06-03	G	Goldcorp	D	-2.89	0.50	REGN	Regeneron Pharmaceuticals	A	2.79	0.50
2013-06-03	QCOM	Qualcomm	C	-1.84	1.40	WDC	Western Digital	A	2.32	1.40
2013-06-03	MACK	Merrimack Pharmaceuticals	D	-2.91	0.10					
2013-06-03	AEM	Agnico Eagle Mines	D	-2.90	0.40					
2013-06-03	FNV	Franco-nevada	D	-2.88	0.30	CBS	Cbs	A	2.62	0.30
2013-06-03	CNQ	Canadian Natural Resources	C	-1.85	0.10	NI	Nisource	A	2.61	0.10
2013-07-01	AAPL	Apple	D	-2.90	0.40					
2013-07-01	ELD	Eldorado Gold	D	-2.93	0.10					
2013-07-01	VMW	Vmware	D	-2.89	0.10	MU	Micron Technology	A	2.43	0.10
2013-07-01	SBB	Sabina Gold & Silver	D	-2.95	0.10					
2013-07-01	DVAX	Dynavax Technologies	D	-2.96	0.00					
2013-07-01	CRS	Carpenter Technology	D	-2.86	0.30	PPG	Ppg Industries	A	2.34	0.30
2013-07-01	EMC	EMC Corp	D	-2.84	0.30	HPQ	Hewlett-Packard	A	2.35	0.30
2013-07-01	ESV	EnSCO	C	-1.85	0.20	FSLR	First Solar	A	2.66	0.20
2013-07-01	NCM	Newcrest Mining	D	-2.94	0.10					
2013-07-01	ORCL	Oracle	C	-1.86	0.70	CSC	Computer Sciences	A	2.33	0.70
2013-07-01	TEF	Telefonica Adr	C	-1.85	0.30	S	Sprint Nextel	A	2.56	0.30
2013-07-01	TXT	Textron	C	-1.86	0.40	KSU	Kansas City Southern	A	2.56	0.40

Date	Ticker	Name	R	SM	W (%)	Ticker	Name	R	SM	W (%)
2013-07-01	G	Goldcorp	D	-2.90	0.50					
2013-07-01	QCOM	Qualcomm	C	-1.85	1.40	WDC	Western Digital	A	2.31	1.40
2013-07-01	VRTS	Virtus Investment Partners	C	-1.88	0.50	GNW	Genworth Financial	A	2.48	0.50
2013-07-01	PM	Philip Morris International	C	-1.85	0.60	PHM	Pultegroup	A	2.90	0.60
2013-07-01	BUD	Anheuser-busch Inbev Adr	C	-1.85	0.20	STZ	Constellation Brands	A	2.49	0.20
2013-07-01	FNV	Franco-nevada	D	-2.90	0.30	REGN	Regeneron Pharmaceuticals	A	2.77	0.30
2013-07-01	CNQ	Canadian Natural Resources	C	-1.85	0.10	NFLX	Netflix	A	2.69	0.10
2013-07-01	BLMT	Bsb Bancorp	C	-1.84	0.00	AMP	Ameriprise Financial	A	2.36	0.00
2013-07-01	ABI	Anheuser-busch Inbev	C	-1.85	0.30	CBS	Cbs	A	2.61	0.30
2013-08-01	ELD	Eldorado Gold	D	-2.92	0.10					
2013-08-01	DBK	Deutsche Bank	C	-1.84	0.10	REGN	Regeneron Pharmaceuticals	A	2.93	0.10
2013-08-01	SBB	Sabina Gold & Silver	D	-2.95	0.10					
2013-08-01	BCS	Barclays Adr	C	-1.86	0.50	GNW	Genworth Financial	A	2.53	0.50
2013-08-01	TSM	Taiwan Semiconductor Manufacturing Adr	C	-1.86	0.20	MU	Micron Technology	A	2.41	0.20
2013-08-01	MON	Monsanto	C	-1.85	1.00	STZ	Constellation Brands	A	2.49	1.00
2013-08-01	ESV	Enesco	C	-1.84	0.20	FSLR	First Solar	A	2.68	0.20
2013-08-01	JOSB	Jos A Bank Clothiers	D	-2.85	0.00	NFLX	Netflix	A	2.77	0.00
2013-08-01	NCM	Newcrest Mining	D	-2.93	0.10					
2013-08-01	ORCL	Oracle	C	-1.85	0.70	HPQ	Hewlett-Packard	A	2.37	0.70
2013-08-01	TXT	Textron	C	-1.85	0.30	KSU	Kansas City Southern	A	2.57	0.30
2013-08-01	VMC	Vulcan Materials Co	C	-1.85	0.30	MAS	Masco	A	2.51	0.30
2013-08-01	WMB	Williams Companies	C	-1.84	0.60	TSO	Tesoro	A	2.53	0.60
2013-08-01	G	Goldcorp	D	-2.90	0.50	CBS	Cbs	A	2.69	0.50
2013-08-01	QCOM	Qualcomm	C	-1.84	0.50	CSC	Computer Sciences	A	2.36	0.50
2013-08-01	VRTS	Virtus Investment Partners	C	-1.87	0.50	AMP	Ameriprise Financial	A	2.41	0.50
2013-08-01	PM	Philip Morris International	C	-1.84	0.50	DLPH	Delphi Automotive	A	2.47	0.50
2013-08-01	BUD	Anheuser-busch Inbev Adr	C	-1.84	0.20	LEN	Lennar	A	2.44	0.20
2013-08-01	QUAL3	Qualicorp	D	-2.88	0.20	NI	Nisource	A	2.66	0.20
2013-08-01	ABI	Anheuser-busch Inbev	C	-1.84	0.30	GME	Gamestop Corp New	A	2.53	0.30
2013-09-02	DBK	Deutsche Bank	C	-1.85	0.10	CBS	Cbs	A	2.64	0.10
2013-09-02	APA	Apache	C	-1.84	0.70	PXD	Pioneer Natural Resources	A	2.37	0.70
2013-09-02	BCS	Barclays Adr	C	-1.86	0.50	GNW	Genworth Financial	A	2.48	0.50
2013-09-02	TSM	Taiwan Semiconductor Manufacturing Adr	C	-1.86	0.20	MU	Micron Technology	A	2.41	0.20
2013-09-02	KLBF	Kalbe Farma	C	-1.86	0.20	NI	Nisource	A	2.62	0.20
2013-09-02	MON	Monsanto	C	-1.85	1.10	STZ	Constellation Brands	A	2.50	1.10
2013-09-02	BATS	British American Tobacco	C	-1.86	0.30	GME	Gamestop Corp New	A	2.53	0.30
2013-09-02	ASNA	Ascena Retail	C	-1.87	0.30	NFLX	Netflix	A	2.88	0.30
2013-09-02	ALB	Albemarle	C	-1.85	0.40	PPG	Ppg Industries	A	2.36	0.40
2013-09-02	ESV	Enesco	C	-1.85	0.20	EQT	Eqst	A	2.32	0.20
2013-09-02	KO	Coca-cola	C	-1.85	0.50	DLPH	Delphi Automotive	A	2.47	0.50
2013-09-02	NCM	Newcrest Mining	D	-2.93	0.10					
2013-09-02	ORCL	Oracle	C	-1.85	0.70	CSC	Computer Sciences	A	2.37	0.70
2013-09-02	RL	Ralph Lauren	C	-1.85	0.50	EA	Electronic Arts	A	2.41	0.50
2013-09-02	VMC	Vulcan Materials Co	C	-1.85	0.30	KSU	Kansas City Southern	A	2.54	0.30

Date	Ticker	Name	R	SM	W (%)	Ticker	Name	R	SM	W (%)
2013-09-02	WMB	Williams Companies	C	-1.84	0.60	EOG	Eog Resources	A	2.31	0.60
2013-09-02	ACN	Accenture Cl A	C	-1.86	0.60	GWW	Ww Grainger	A	2.42	0.60
2013-09-02	VRTS	Virtus Investment Partners	C	-1.88	0.50	AMP	Ameriprise Financial	A	2.38	0.50
2013-09-02	BEAM	Beam Inc	C	-1.85	0.60	WHR	Whirlpool	A	2.39	0.60
2013-09-02	PM	Philip Morris International	D	-2.86	0.50	HSY	The Hershey	A	2.33	0.50
2013-09-02	BKD	Brookdale Senior Living	C	-1.86	0.30	REGN	Regeneron Pharmaceuticals	A	2.81	0.30
2013-09-02	QUAL3	Qualicorp	D	-2.87	0.20	BBY	Best Buy	A	2.53	0.20
2013-09-02	ABI	Anheuser-busch Inbev	C	-1.85	0.30	TRIP	Tripadvisor	A	2.50	0.30
2013-10-01	DBK	Deutsche Bank Taiwan	C	-1.84	0.10	NFLX	Netflix	A	3.00	0.10
2013-10-01	TSM	Semiconductor Manufacturing Adr	C	-1.86	0.20	MU	Micron Technology	A	2.54	0.20
2013-10-01	KLBF	Kalbe Farma	C	-1.86	0.20	NI	Nisource	A	2.66	0.20
2013-10-01	BATS	British American Tobacco	C	-1.86	0.30	BBY	Best Buy	A	2.56	0.30
2013-10-01	ALB	Albemarle	C	-1.85	0.40	PPG	Ppg Industries	A	2.38	0.40
2013-10-01	ESV	Ensco	C	-1.85	0.40	PXD	Pioneer Natural Resources	A	2.41	0.40
2013-10-01	KO	Coca-cola	C	-1.85	0.40	STZ	Constellation Brands	A	2.54	0.40
2013-10-01	NCM	Newcrest Mining	D	-2.94	0.10	CSC	Computer Sciences	A	2.39	0.70
2013-10-01	ORCL	Oracle	C	-1.85	0.70	DLPH	Delphi Automotive	A	2.50	0.50
2013-10-01	RL	Ralph Lauren	C	-1.85	0.50	KSU	Kansas City Southern	A	2.57	0.30
2013-10-01	VMC	Vulcan Materials Co	C	-1.84	0.30					
2013-10-01	MACK	Merrimack Pharmaceuticals	D	-2.91	0.10					
2013-10-01	VRTS	Virtus Investment Partners	C	-1.89	0.40	GNW	Genworth Financial	A	2.52	0.40
2013-10-01	PM	Philip Morris International	D	-2.84	0.50	WHR	Whirlpool	A	2.44	0.50
2013-10-01	BKD	Brookdale Senior Living	C	-1.85	0.30	REGN	Regeneron Pharmaceuticals	A	3.00	0.30
2013-11-01	EME	Emcor	C	-1.86	0.40	KSU	Kansas City Southern	A	2.63	0.40
2013-11-01	BCS	Barclays Adr	C	-1.85	0.50	GNW	Genworth Financial	A	2.58	0.50
2013-11-01	KLBF	Kalbe Farma	C	-1.85	0.20	NFLX	Netflix	A	3.00	0.20
2013-11-01	BATS	British American Tobacco	C	-1.85	0.30	NI	Nisource	A	2.67	0.30
2013-11-01	ESV	Ensco	D	-2.84	0.40	PXD	Pioneer Natural Resources	A	2.43	0.40
2013-11-01	KO	Coca-cola	C	-1.85	0.40	STZ	Constellation Brands	A	2.61	0.40
2013-11-01	NCM	Newcrest Mining	D	-2.94	0.10					
2013-11-01	PVH	Pvh	C	-1.85	0.80	DLPH	Delphi Automotive	A	2.49	0.80
2013-11-01	RL	Ralph Lauren	C	-1.85	0.50	WHR	Whirlpool	A	2.45	0.50
2013-11-01	G	Goldcorp	D	-2.87	0.40	BBY	Best Buy	A	2.63	0.40
2013-11-01	MACK	Merrimack Pharmaceuticals	D	-2.94	0.10					
2013-11-01	VRTS	Virtus Investment Partners	C	-1.87	0.50	AMP	Ameriprise Financial	A	2.45	0.50
2013-11-01	BKD	Brookdale Senior Living	C	-1.85	0.30	REGN	Regeneron Pharmaceuticals	A	2.96	0.30
2013-11-01	CVX	Chevron	C	-1.85	1.30	EOG	Eog Resources	A	2.36	1.30
2013-11-01	IPI	Intrepid Potash	D	-2.88	0.30	PPG	Ppg Industries	A	2.42	0.30
2013-12-02	ELD	Eldorado Gold	D	-2.90	0.10	NFLX	Netflix	A	3.00	0.10
2013-12-02	EME	Emcor	C	-1.85	0.40	KSU	Kansas City Southern	A	2.63	0.40
2013-12-02	SBB	Sabina Gold & Silver	D	-2.93	0.00					
2013-12-02	BCS	Barclays Adr	C	-1.84	0.60	GNW	Genworth Financial	A	2.62	0.60
2013-12-02	KLBF	Kalbe Farma	C	-1.85	0.20	REGN	Regeneron Pharmaceuticals	A	2.99	0.20
2013-12-02	BATS	British American Tobacco	C	-1.86	0.30	NI	Nisource	A	2.67	0.30
2013-12-02	NCM	Newcrest Mining	D	-2.96	0.10					

Date	Ticker	Name	R	SM	W (%)	Ticker	Name	R	SM	W (%)
2013-12-02	RDC	Rowan Companies	C	-1.85	0.20	PXD	Pioneer Natural Resources	A	2.38	0.20
2013-12-02	RL	Ralph Lauren	C	-1.85	0.50	STZ	Constellation Brands	A	2.66	0.50
2013-12-02	G	Goldcorp	D	-2.88	0.40	BBY	Best Buy	A	2.61	0.40
2013-12-02	COG	Cabot Oil & Gas	C	-1.85	0.70	HP	Helmerich & Payne	A	2.33	0.70
2013-12-02	VRTS	Virtus Investment Partners	C	-1.86	0.50	AMP	Ameriprise Financial	A	2.48	0.50
2013-12-02	CVX	Chevron	C	-1.84	1.10	EOG	Eog Resources	A	2.33	1.10
2013-12-02	TSLA	Tesla	C	-1.89	0.90	KORS	Michael Kors	A	2.57	0.90
2013-12-02	QLIK	Qlik Technologies	C	-1.89	0.30	MU	Micron Technology	A	2.65	0.30
2013-12-02	FNV	Franco-nevada	C	-1.86	0.30	TRIP	Tripadvisor	A	2.59	0.30
2013-12-02	IPI	Intrepid Potash	D	-2.87	0.30	PPG	Ppg Industries	A	2.42	0.30
2014-01-01	RCO	Remy Cointreau	D	-2.90	0.10	NFLX	Netflix	A	3.00	0.10
2014-01-01	BN	Danone	C	-1.86	0.30	CBS	Cbs	A	2.80	0.30
2014-01-01	RI	Pernod Ricard	D	-2.86	0.10	NI	Nisource	A	2.70	0.10
2014-01-01	BAX	Baxter International	D	-2.84	0.10	BIIB	Biogen	A	3.00	0.10
2014-01-01	STAN	Standard Chartered	D	-2.88	0.70	KSU	Kansas City Southern	A	2.64	0.70
2014-01-01	494	Li & Fung	D	-2.86	0.10	BBY	Best Buy	A	2.59	0.10
2014-01-01	EMC	EMC Corp	D	-2.84	0.50	MU	Micron Technology	A	2.66	0.50
2014-01-01	ISRG	Intuitive Surgical	D	-2.89	0.40	ALXN	Alexion Pharmaceuticals	A	3.00	0.40
2014-01-01	IBM	IBM	D	-2.86	0.40	FB	Facebook	A	2.51	0.40
2014-01-01	NCR	Ncr	C	-1.86	0.10	YHOO	Yahoo	A	2.45	0.10
2014-01-01	SAB	SabMiller	C	-1.86	0.30	TRIP	Tripadvisor	A	2.56	0.30
2014-01-01	EA	Electronic Arts	C	-1.86	0.00	STZ	Constellation Brands	A	2.65	0.00
2014-01-01	DGE	Diageo	C	-1.84	0.10	KORS	Michael Kors	A	2.56	0.10
2014-01-01	MEIP	MEI Pharma	C	-1.90	0.10	REGN	Regeneron Pharmaceuticals	A	2.92	0.10
2014-01-01	SCCO	Southern Copper	D	-2.84	0.20	PPG	Ppg Industries	A	2.43	0.20
2014-01-01	CHRW	C.h.robinson Worldwide	C	-1.84	0.30	ADS	Alliance Data Systems	A	2.74	0.30
2014-01-01	CCT	Catamaran Corp	D	-2.86	0.20	DAL	Delta Air Lines	A	2.54	0.20
2014-01-01	ULVR	Unilever	D	-2.86	0.20	AMP	Ameriprise Financial	A	2.51	0.20
2014-01-01	CSCO	Cisco Systems	C	-1.86	1.70	WDC	Western Digital	A	2.42	1.70
2014-01-01	HMSY	Hms	D	-2.86	0.00	GILD	Gilead Sciences	A	2.69	0.00
2014-01-01	INFI	Infinity Pharmaceuticals	D	-2.95	0.10					
2014-01-01	POT	Corporation Of Saskatchewan	D	-2.87	0.20	DLPH	Delphi Automotive	A	2.51	0.20
2014-01-01	SYNN	Syngenta	D	-2.86	0.20	FOXA	Twenty-first Century Fox	A	2.48	0.20
2014-01-01	CTXS	Citrix Systems	D	-2.86	0.20	CSC	Computer Sciences	A	2.41	0.20
2014-01-01	NXTM	Nxstage Medical	D	-2.89	0.10	CELG	Celgene	A	2.54	0.10
2014-01-01	CVX	Chevron	C	-1.84	1.90	PXD	Pioneer Natural Resources	A	2.39	1.90
2014-01-01	ACTG	Acacia Research	D	-2.92	0.20					
2014-01-01	BVI	Bureau Veritas	D	-2.85	0.10	WHR	Whirlpool	A	2.48	0.10
2014-01-01	TSLA	Tesla	C	-1.87	0.10	MHK	Mohawk Industries	A	2.61	0.10
2014-01-01	DRC	Dresser-Rand Group	C	-1.85	0.20	EQT	Eq	A	2.34	0.20
2014-01-01	AEGR	Aegerion Pharmaceuticals	C	-1.88	0.10	VRTX	Vertex Pharmaceuticals	A	2.43	0.10
2014-01-01	IPI	Intrepid Potash	D	-2.86	0.10	LYB	Lyondellbasell Industries	A	2.36	0.10
2014-01-01	CLVS	Clovis Oncology	C	-1.87	0.30	MYL	Mylan N.V.	A	2.42	0.30
2014-02-03	RCO	Remy Cointreau	D	-2.91	0.10					
2014-02-03	AIG	American International	C	-1.85	0.60	AMP	Ameriprise Financial	A	2.45	0.60
2014-02-03	SU	Schneider Electric	C	-1.85	0.20	NI	Nisource	A	2.72	0.20
2014-02-03	BN	Danone	D	-2.86	0.20	DIS	Walt Disney	A	2.40	0.20
2014-02-03	RI	Pernod Ricard	D	-2.87	0.10	PBI	Pitney Bowes	A	2.39	0.10
2014-02-03	SPLS	Staples	C	-1.88	0.20	NFLX	Netflix	A	3.00	0.20
2014-02-03	VRSK	Verisk Analytics	C	-1.85	0.20	ADS	Alliance Data Systems	A	2.67	0.20
2014-02-03	STAN	Standard Chartered	D	-2.89	0.90	YHOO	Yahoo	A	2.39	0.90
2014-02-03	PETM	Petsmart	C	-1.87	0.10	CBS	Cbs	A	2.71	0.10
2014-02-03	ESV	Ensco	D	-2.87	0.20	EQT	Eq	A	2.35	0.20

Date	Ticker	Name	R	SM	W (%)	Ticker	Name	R	SM	W (%)
2014-02-03	NOV	National Oilwell Varco	C	-1.85	0.20	EOG	Eog Resources	A	2.32	0.20
2014-02-03	IBM	IBM	D	-2.87	0.40	MU	Micron Technology	A	2.69	0.40
2014-02-03	K	Kellogg	D	-2.86	0.60	STZ	Constellation Brands	A	2.70	0.60
2014-02-03	NCR	Ncr	C	-1.87	0.10	CSC	Computer Sciences	A	2.43	0.10
2014-02-03	SAB	Sabmiller	D	-2.88	0.20	LUV	Southwest Airlines	A	2.39	0.20
2014-02-03	DGX	Quest Diagnostics	D	-2.87	0.40	BIIB	Biogen	A	3.00	0.40
2014-02-03	LNC	Lincoln National	C	-1.85	0.60	ETFC	Etrade Financial	A	2.38	0.60
2014-02-03	EW	Edwards Lifesciences	D	-2.85	0.20	ALXN	Alexion Pharmaceuticals	A	3.00	0.20
2014-02-03	DGE	Diageo	D	-2.86	0.40	WHR	Whirlpool	A	2.38	0.40
2014-02-03	MEIP	MEI Pharma	C	-1.89	0.10	REGN	Regeneron Pharmaceuticals	A	2.95	0.10
2014-02-03	CHRW	C.h.robinson Worldwide	D	-2.85	0.30	LMT	Lockheed Martin	A	2.36	0.30
2014-02-03	BTI	British American Tobacco Adr	D	-2.86	1.20	MHK	Mohawk Industries	A	2.56	1.20
2014-02-03	CSCO	Cisco Systems	C	-1.86	1.70	WDC	Western Digital	A	2.42	1.70
2014-02-03	KSS	Kohl's Potash Corporation Of Saskatchewan	C	-1.86	0.10	DAL	Delta Air Lines	A	2.57	0.10
2014-02-03	POT	Corporation Of Saskatchewan	D	-2.87	0.20	EFX	Equifax	A	2.38	0.20
2014-02-03	SYNN	Syngenta	D	-2.87	0.10	CMG	Chipotle Mexican Grill	A	2.38	0.10
2014-02-03	PEP	Pepsico	C	-1.85	0.60	KORS	Michael Kors	A	2.53	0.60
2014-02-03	TWX	Time Warner	C	-1.85	1.10	TRIP	Tripadvisor	A	2.50	1.10
2014-02-03	CTXS	Citrix Systems	D	-2.88	0.10	HPQ	Hewlett-Packard	A	2.40	0.10
2014-02-03	ENI	Eni	C	-1.84	0.10	DFS	Discover Financial Services	A	2.38	0.10
2014-02-03	BTU	Peabody Energy Corp	C	-1.86	0.20	PPG	Ppg Industries	A	2.41	0.20
2014-02-03	TGT	Target	D	-2.87	1.70	PCLN	The Priceline	A	2.42	1.70
2014-02-03	NUS	Nu Skin Enterprises	C	-1.90	0.10	DLPH	Delphi Automotive	A	2.50	0.10
2014-02-03	VZ	Verizon Communications	C	-1.85	1.10	FTR	Frontier Communications	A	2.19	1.10
2014-02-03	PM	Philip Morris International	D	-2.86	0.70	TSN	Tyson Foods	A	2.40	0.70
2014-02-03	WLTGQ	Walter Energy	C	-1.90	0.30	LYB	Lyondellbasell Industries	A	2.35	0.30
2014-02-03	CVX	Chevron	C	-1.86	1.80	CHK	Chesapeake Energy	A	2.26	1.80
2014-02-03	ACTG	Acacia Research	D	-2.93	0.20	WYNN	Wynn Resorts	A	2.38	0.10
2014-02-03	BVI	Bureau Veritas	D	-2.86	0.10	HAR	Harman Ind Inc	A	2.40	0.20
2014-02-03	TSLA	Tesla	C	-1.85	0.20	MUR	Murphy Oil	A	2.25	0.30
2014-02-03	DRC	Dresser-Rand Group	D	-2.86	0.30	GILD	Gilead Sciences	A	2.72	0.10
2014-02-03	VOLC	Volcano Corp.	C	-1.86	0.10	VRTX	Vertex Pharmaceuticals	A	2.45	0.20
2014-02-03	AEGR	Aegerion Pharmaceuticals	C	-1.90	0.20	FRX	Forest Laboratories	A	2.38	0.00
2014-02-03	1299	Aia	C	-1.85	0.00	ECL	Ecolab	A	2.34	0.10
2014-02-03	IPI	Intrepid Potash	D	-2.86	0.10	MYL	Mylan N.V.	A	2.42	0.30
2014-02-03	CLVS	Clovis Oncology	C	-1.87	0.30					
2014-03-03	RCO	Remy Cointreau American International	D	-2.90	0.20	AMP	Ameriprise Financial	A	2.48	0.60
2014-03-03	AIG	International	C	-1.84	0.60	EQT	Eqt	A	2.38	0.90
2014-03-03	APA	Apache	C	-1.86	0.90	GILD	Gilead Sciences	A	2.75	0.10
2014-03-03	RI	Pernod Ricard	D	-2.86	0.10	NFLX	Netflix	A	3.00	0.20
2014-03-03	SPLS	Staples	C	-1.87	0.20	ADS	Alliance Data Systems	A	2.79	0.20
2014-03-03	VRSK	Verisk Analytics	C	-1.85	0.20	NI	Nisource	A	2.73	0.90
2014-03-03	STAN	Standard Chartered	D	-2.89	0.90	FRX	Forest Laboratories	A	2.56	0.10
2014-03-03	494	Li & Fung	D	-2.85	0.10	CBS	Cbs	A	2.83	0.70
2014-03-03	YUM	Yum Brands	C	-1.84	0.70	TRIP	Tripadvisor	A	2.68	0.10
2014-03-03	PETM	Petsmart	C	-1.85	0.10	EOG	Eog Resources	A	2.38	0.20
2014-03-03	ESV	Ensco	D	-2.86	0.20	BHI	Baker Hughes	A	2.26	0.20
2014-03-03	NOV	National Oilwell Varco	C	-1.85	0.20	STZ	Constellation Brands	A	2.75	0.60
2014-03-03	K	Kellogg	D	-2.85	0.60	MYL	Mylan N.V.	A	2.53	0.40
2014-03-03	SAB	Sabmiller	D	-2.87	0.40					

Date	Ticker	Name	R	SM	W (%)	Ticker	Name	R	SM	W (%)
2014-03-03	DGX	Quest Diagnostics	D	-2.86	0.30	BIIB	Biogen	A	3.00	0.30
2014-03-03	LOW	Lowe's Companies	C	-1.84	1.30	DAL	Delta Air Lines	A	2.64	1.30
2014-03-03	MCD	Mcdonald's	D	-2.85	0.30	PCLN	The Priceline	A	2.50	0.30
2014-03-03	OXY	Occidental Petroleum	C	-1.84	1.60	NBR	Nabors Industries	A	2.26	1.60
2014-03-03	PG	Procter & Gamble	C	-1.85	1.50	KORS	Michael Kors	A	2.68	1.50
2014-03-03	DGE	Diageo	D	-2.86	0.40	VRTX	Vertex Pharmaceuticals	A	2.47	0.40
2014-03-03	CHRW	C.h.robinson Worldwide	D	-2.85	0.20	LMT	Lockheed Martin	A	2.40	0.20
2014-03-03	TPR	Tapstry	D	-2.86	0.10	MHK	Mohawk Industries	A	2.57	0.10
2014-03-03	CSCO	Cisco Systems	C	-1.86	1.60	MU	Micron Technology	A	2.75	1.60
2014-03-03	ASPS	Altisource Portfolio Solutions	C	-1.90	0.10	ETFC	Etrade Financial	A	2.44	0.10
2014-03-03	KSS	Kohl's	C	-1.84	0.10	DIS	Walt Disney	A	2.46	0.10
2014-03-03	SYNN	Syngenta	D	-2.87	0.30	WDC	Western Digital	A	2.44	0.30
2014-03-03	PEP	Pepsico	C	-1.85	0.60	DLPH	Delphi Automotive	A	2.56	0.60
2014-03-03	TWX	Time Warner	C	-1.84	1.20	WYNN	Wynn Resorts	A	2.44	1.20
2014-03-03	CTXS	Citrix Systems	D	-2.87	0.20	CSC	Computer Sciences	A	2.46	0.20
2014-03-03	ENI	Eni	D	-2.84	0.10	YHOO	Yahoo	A	2.43	0.10
2014-03-03	BTU	Peabody Energy Corp	D	-2.85	0.20	PPG	Ppg Industries	A	2.45	0.20
2014-03-03	TGT	Target	D	-2.86	2.00	LUV	Southwest Airlines	A	2.43	2.00
2014-03-03	NUS	Nu Skin Enterprises	C	-1.91	0.10	WHR	Whirlpool	A	2.43	0.10
2014-03-03	VZ	Verizon Communications	D	-2.84	1.50	FTR	Frontier Communications	A	2.21	1.50
2014-03-03	PM	Philip Morris International	D	-2.85	0.80	TSN	Tyson Foods	A	2.43	0.80
2014-03-03	WLTGQ	Walter Energy	D	-2.89	0.30	LYB	Lyondellbasell Industries	A	2.40	0.30
2014-03-03	CVX	Chevron	C	-1.85	1.90	VLO	Valero Energy	A	2.24	1.90
2014-03-03	ACTG	Acacia Research	D	-2.92	0.20					
2014-03-03	BVI	Bureau Veritas	D	-2.86	0.10	HPQ	Hewlett-Packard	A	2.42	0.10
2014-03-03	DRC	Dresser-Rand Group	D	-2.86	0.20	MRO	Marathon Oil	A	2.24	0.20
2014-03-03	VOLC	Volcano Corp.	C	-1.85	0.10	ALXN	Alexion Pharmaceuticals	A	3.00	0.10
2014-03-03	AEGR	Aegerion Pharmaceuticals	C	-1.91	0.20	REGN	Regeneron Pharmaceuticals	A	3.00	0.20
2014-03-03	1299	Aia	C	-1.85	0.00	SWY	Safeway Inc	A	2.42	0.00
2014-03-03	IPI	Intrepid Potash	D	-2.85	0.10	ECL	Ecolab	A	2.37	0.10
2014-03-03	ADT	ADT Corporation	D	-2.88	0.10	FLS	Flowserve	A	2.40	0.10
2014-04-01	RCO	Remy Cointreau	D	-2.90	0.10					
2014-04-01	APA	Apache	C	-1.85	1.00	HP	Helmerich & Payne	A	2.46	1.00
2014-04-01	SPLS	Staples	D	-2.89	0.10	CBS	Cbs	A	2.79	0.10
2014-04-01	VRSK	Verisk Analytics	C	-1.86	0.20	ADS	Alliance Data Systems	A	2.77	0.20
2014-04-01	ITRI	Itron	D	-2.86	0.10	R	Ryder System	A	2.41	0.10
2014-04-01	STAN	Standard Chartered	D	-2.89	0.90	NI	Nisource	A	2.76	0.90
2014-04-01	YUM	Yum Brands	C	-1.84	0.70	DAL	Delta Air Lines	A	2.70	0.70
2014-04-01	PETM	Petsmart	D	-2.85	0.10	TRIP	Tripadvisor	A	2.65	0.10
2014-04-01	ESV	Ensco	D	-2.86	0.30	EOG	Eog Resources	A	2.39	0.30
2014-04-01	NOV	National Oilwell Varco	C	-1.85	0.20	EQT	Eqt	A	2.37	0.20
2014-04-01	KO	Coca-cola	D	-2.85	1.00	STZ	Constellation Brands	A	2.79	1.00
2014-04-01	KSU	Kansas City Southern	D	-2.86	0.10	LMT	Lockheed Martin	A	2.40	0.10
2014-04-01	SAB	Sabmiller	D	-2.86	0.40	FRX	Forest Laboratories	A	2.54	0.40
2014-04-01	PG	Procter & Gamble	C	-1.84	1.50	KORS	Michael Kors	A	2.66	1.50
2014-04-01	DGE	Diageo	D	-2.86	0.40	MYL	Mylan N.V.	A	2.47	0.40
2014-04-01	CHRW	C.h.robinson Worldwide	D	-2.85	0.20	FLS	Flowserve	A	2.39	0.20
2014-04-01	RR.	Rolls-royce	D	-2.86	0.10	WDC	Western Digital	A	2.47	0.10
2014-04-01	TPR	Tapstry	D	-2.85	0.10	DLPH	Delphi Automotive	A	2.59	0.10
2014-04-01	CSCO	Cisco Systems	C	-1.85	1.70	MU	Micron Technology	A	2.74	1.70
2014-04-01	VOD	Vodafone Adr	C	-1.88	0.00	FTR	Frontier Communications	A	2.25	0.00
2014-04-01	DISCA	Discovery Communications	C	-1.85	0.00	PCLN	The Priceline	A	2.47	0.00
2014-04-01	ASPS	Altisource Portfolio Solutions	C	-1.88	0.10	AMP	Ameriprise Financial	A	2.50	0.10

Date	Ticker	Name	R	SM	W (%)	Ticker	Name	R	SM	W (%)
2014-04-01	SYNN	Syngenta	D	-2.87	0.30	CSC	Computer Sciences	A	2.46	0.30
2014-04-01	PEP	Pepsico	C	-1.84	0.60	MHK	Mohawk Industries	A	2.56	0.60
2014-04-01	TWX	Time Warner	C	-1.84	1.20	DIS	Walt Disney	A	2.47	1.20
2014-04-01	BG.	Bg	D	-2.86	1.00	HAR	Harman Ind Inc	A	2.44	1.00
2014-04-01	CTXS	Citrix Systems	D	-2.84	0.10	HPQ	Hewlett-Packard	A	2.47	0.10
2014-04-01	BTU	Peabody Energy Corp	D	-2.86	0.20	PPG	Ppg Industries	A	2.45	0.20
2014-04-01	QIA	Qiagen	C	-1.86	0.10	DFS	Discover Financial Services	A	2.43	0.10
2014-04-01	TGT	Target	D	-2.86	2.00	LUV	Southwest Airlines	A	2.46	2.00
2014-04-01	NUS	Nu Skin Enterprises	C	-1.90	0.10	TSN	Tyson Foods	A	2.48	0.10
2014-04-01	VZ	Verizon Communications	D	-2.84	1.70	WIN	Windstream Holdings	B	1.20	1.70
2014-04-01	PM	Philip Morris International	D	-2.85	0.90	WHR	Whirlpool	A	2.47	0.90
2014-04-01	WLTGQ	Walter Energy	D	-2.92	0.20					
2014-04-01	CVX	Chevron	D	-2.84	2.00	NBR	Nabors Industries	A	2.28	2.00
2014-04-01	DRC	Dresser-Rand Group	D	-2.85	0.20	VLO	Valero Energy	A	2.28	0.20
2014-04-01	VOLC	Volcano Corp.	C	-1.85	0.00	BIIB	Biogen	A	3.00	0.00
2014-04-01	AEGR	Aegerion Pharmaceuticals	C	-1.92	0.20	ALXN	Alexion Pharmaceuticals	A	3.00	0.20
2014-04-01	CIT	Cit	C	-1.84	0.10	ETFC	Etrade Financial	A	2.48	0.10
2014-04-01	1299	Aia	C	-1.84	0.00	SWY	Safeway Inc	A	2.42	0.00
2014-04-01	XNPT	XenoPort	C	-1.87	0.10	REGN	Regeneron Pharmaceuticals	A	3.00	0.10
2014-04-01	ORX	Orexo	C	-1.87	0.00	VRTX	Vertex Pharmaceuticals	A	2.42	0.00
2014-04-01	ADT	ADT Corporation	D	-2.88	0.10	ROK	Rockwell Automation	A	2.38	0.10
2014-05-01	WU	The Western Union	D	-2.86	0.20	AMP	Ameriprise Financial	A	2.50	0.20
2014-05-01	MET	Metlife	C	-1.84	1.50	ALL	Allstate	A	2.42	1.50
2014-05-01	TW6	Towers Watson & Co	C	-1.86	0.10	R	Ryder System	A	2.41	0.10
2014-05-01	ARG	Airgas Inc	C	-1.85	0.30	PPG	Ppg Industries	A	2.44	0.30
2014-05-01	SPLS	Staples	D	-2.88	0.10	DAL	Delta Air Lines	A	2.72	0.10
2014-05-01	KKR	Kkr	C	-1.85	0.20	DFS	Discover Financial Services	A	2.40	0.20
2014-05-01	BA	Boeing	C	-1.85	0.80	LMT	Lockheed Martin	A	2.40	0.80
2014-05-01	VRSK	Verisk Analytics	C	-1.85	0.20	FISV	Fiserv	A	2.38	0.20
2014-05-01	STAN	Standard Chartered	D	-2.88	1.00	NI	Nisource	A	2.78	1.00
2014-05-01	PETM	Petsmart	D	-2.86	0.10	CBS	Cbs	A	2.72	0.10
2014-05-01	ESV	Enesco	D	-2.87	0.30	HP	Helmerich & Payne	A	2.45	0.30
2014-05-01	BECN	Beacon Roofing Supply	C	-1.86	0.10	TRIP	Tripadvisor	A	2.57	0.10
2014-05-01	MS	Morgan Stanley	C	-1.84	1.00	EFX	Equifax	A	2.40	1.00
2014-05-01	KSU	Kansas City Southern	D	-2.87	0.20	ROK	Rockwell Automation	A	2.37	0.20
2014-05-01	PAYX	Paychex	C	-1.85	0.70	FLS	Flowserve	A	2.37	0.70
2014-05-01	DGE	Diageo	D	-2.86	0.40	STZ	Constellation Brands	A	2.75	0.40
2014-05-01	RR.	Rolls-royce	D	-2.87	0.10	KORS	Michael Kors	A	2.64	0.10
2014-05-01	INSM	Insmad	C	-1.89	0.00	ALXN	Alexion Pharmaceuticals	A	3.00	0.00
2014-05-01	ALR	Alere	C	-1.86	1.30	REGN	Regeneron Pharmaceuticals	A	3.00	1.30
2014-05-01	VOD	Vodafone Adr	C	-1.87	0.10	FTR	Frontier Communications	A	2.26	0.10
2014-05-01	CNQR	Concur Technologies	C	-1.89	0.20	HPQ	Hewlett-Packard	A	2.46	0.20
2014-05-01	DISCA	Discovery Communications	C	-1.86	0.00	LUV	Southwest Airlines	A	2.47	0.00
2014-05-01	ACN	Accenture Cl A	C	-1.84	0.00	CTAS	Cintas	A	2.36	0.00
2014-05-01	SYNN	Syngenta	D	-2.86	0.30	DLPH	Delphi Automotive	A	2.57	0.30
2014-05-01	MDCO	Medicines	D	-2.89	0.10	FRX	Forest Laboratories	A	2.54	0.10
2014-05-01	TWX	Time Warner	C	-1.84	1.20	DIS	Walt Disney	A	2.46	1.20
2014-05-01	ROP	Roper Technologies	C	-1.84	0.20	UNP	Union Pacific	A	2.35	0.20
2014-05-01	MA	Mastercard	C	-1.85	1.00	TMK	Torchmark	A	2.39	1.00

Date	Ticker	Name	R	SM	W (%)	Ticker	Name	R	SM	W (%)
2014-05-01	C	Citigroup	D	-2.86	2.30	MCO	Moody's	A	2.38	2.30
2014-05-01	JAZZ	Jazz Pharmaceuticals	C	-1.87	0.20	MYL	Mylan N.V.	A	2.48	0.20
2014-05-01	QIA	Qiagen	C	-1.85	0.10	TSN	Tyson Foods	A	2.47	0.10
2014-05-01	TGT	Target	D	-2.86	2.10	PCLN	The Priceline	A	2.44	2.10
2014-05-01	VZ	Verizon Communications	D	-2.84	2.00	WIN	Windstream Holdings	A	2.21	2.00
2014-05-01	WLTGQ	Walter Energy	D	-2.93	0.20					
2014-05-01	V	Visa	C	-1.85	1.10	PFG	Principal Financial	A	2.37	1.10
2014-05-01	AEGR	Aegerion Pharmaceuticals	D	-2.92	0.20					
2014-05-01	ARAY	Accuray	C	-1.88	0.20	AGN	Allergan	A	2.32	0.20
2014-05-01	XNPT	XenoPort	D	-2.90	0.10					
2014-05-01	ADT	ADT Corporation	D	-2.89	0.10	DOV	Dover	A	2.34	0.10
2014-06-02	WU	The Western Union	D	-2.84	0.20	AMP	Ameriprise Financial	A	2.51	0.20
2014-06-02	SPLS	Staples	D	-2.89	0.10	DAL	Delta Air Lines	A	2.79	0.10
2014-06-02	KKR	Kkr	C	-1.85	0.20	ALL	Allstate	A	2.43	0.20
2014-06-02	BAC	Bank Of America	C	-1.86	1.80	DFS	Discover Financial Services	A	2.43	1.80
2014-06-02	VRSK	Verisk Analytics	D	-2.86	0.20	R	Ryder System	A	2.43	0.20
2014-06-02	STAN	Standard Chartered	D	-2.88	1.00	NI	Nisource	A	2.80	1.00
2014-06-02	ALNY	Alnylam Pharmaceuticals	C	-1.90	0.10	ALXN	Alexion Pharmaceuticals	A	3.00	0.10
2014-06-02	ESV	EnSCO	D	-2.86	0.30	HP	Helmerich & Payne	A	2.46	0.30
2014-06-02	STT	State Street	D	-2.86	1.10	MCO	Moody's	A	2.42	1.10
2014-06-02	HRB	H.& R.block	C	-1.85	0.20	LUV	Southwest Airlines	A	2.51	0.20
2014-06-02	RDN	Radian	C	-1.85	0.00	TMK	Torchmark	A	2.40	0.00
2014-06-02	CRM	Salesforce.com	C	-1.87	0.20	HPQ	Hewlett-Packard	A	2.48	0.20
2014-06-02	LNC	Lincoln National	C	-1.84	0.40	EFX	Equifax	A	2.40	0.40
2014-06-02	LOW	Lowe's Companies	C	-1.84	1.20	DIS	Walt Disney	A	2.48	1.20
2014-06-02	PAYX	Paychex	C	-1.85	0.70	LMT	Lockheed Martin	A	2.40	0.70
2014-06-02	RR.	Rolls-royce	D	-2.86	0.20	STZ	Constellation Brands	A	2.78	0.20
2014-06-02		Unisys Corp	C	-1.89	0.20	CSC	Computer Sciences	A	2.46	0.20
2014-06-02	INSM	InSMed	C	-1.90	0.00	FRX	Forest Laboratories	A	2.56	0.00
2014-06-02	ALR	Alere	C	-1.85	1.40	ANTM	Anthem	A	2.33	1.40
2014-06-02	CCT	Catamaran Corp	D	-2.86	0.20	KORS	Michael Kors	A	2.65	0.20
2014-06-02	VOD	Vodafone Adr	D	-2.88	0.00	FTR	Frontier Communications	A	2.25	0.00
2014-06-02	GS	Goldman Sachs	C	-1.85	0.10	PFG	Principal Financial	A	2.37	0.10
2014-06-02	CNQR	Concur Technologies	C	-1.89	0.20	PBI	Pitney Bowes	A	2.45	0.20
2014-06-02	DISCA	Discovery Communications	D	-2.86	0.00	PCLN	The Priceline	A	2.48	0.00
2014-06-02	OII	Oceaneering International	D	-2.86	0.10	EOG	Eog Resources	A	2.42	0.10
2014-06-02	MDCO	Medicines	D	-2.88	0.10	AGN	Allergan	A	2.33	0.10
2014-06-02	MA	Mastercard	C	-1.85	1.10	HBAN	Huntington Bancshares	A	2.34	1.10
2014-06-02	C	Citigroup	D	-2.86	2.30	AIZ	Assurant	A	2.34	2.30
2014-06-02	JAZZ	Jazz Pharmaceuticals	C	-1.86	0.20	HUM	Humana	A	2.32	0.20
2014-06-02	PAGE	Pagegroup	C	-1.85	0.10	DLPH	Delphi Automotive	A	2.58	0.10
2014-06-02	TGT	Target	D	-2.87	2.00	SWY	Safeway Inc	A	2.43	2.00
2014-06-02	WLTGQ	Walter Energy	D	-2.95	0.10					
2014-06-02	SBH	Sally Beauty	D	-2.86	0.10	WAG	Walgreens Boots Alliance	A	2.41	0.10
2014-06-02	V	Visa	C	-1.85	1.10	COF	Capital One Financial	A	2.33	1.10
2014-06-02	AEGR	Aegerion Pharmaceuticals	D	-2.95	0.10					
2014-06-02	ARAY	Accuray	C	-1.87	0.20	MDT	Medtronic	A	2.32	0.20
2014-06-02	XNPT	XenoPort	D	-2.90	0.10					
2014-06-02	CSOD	Cornerstone OnDemand	D	-2.89	0.20	WDC	Western Digital	A	2.44	0.20
2014-06-02	IMPV	Imperva	D	-2.95	0.00					
2014-06-02	CLVS	Clovis Oncology	D	-2.91	0.20					
2014-06-02	ADT	ADT Corporation	D	-2.88	0.10	CTAS	Cintas	A	2.39	0.10

Date	Ticker	Name	R	SM	W (%)	Ticker	Name	R	SM	W (%)
2014-07-01	CTSH	Cognizant Technology Solutions	C	-1.85	0.70	HPQ	Hewlett-Packard	A	2.49	0.70
2014-07-01	SPLS	Staples	D	-2.89	0.10	DAL	Delta Air Lines	A	2.79	0.10
2014-07-01	BAC	Bank Of America	C	-1.85	1.80	AMP	Ameriprise Financial	A	2.54	1.80
2014-07-01	VRSK	Verisk Analytics	D	-2.85	0.20	R	Ryder System	A	2.44	0.20
2014-07-01	STAN	Standard Chartered	D	-2.89	0.90	NI	Nisource	A	2.83	0.90
2014-07-01	ALNY	Alnylam Pharmaceuticals	C	-1.88	0.10	ALXN	Alexion Pharmaceuticals	A	3.00	0.10
2014-07-01	STT	State Street	D	-2.85	1.20	DFS	Discover Financial Services	A	2.45	1.20
2014-07-01	IBM	IBM	C	-1.84	0.50	CSC	Computer Sciences	A	2.47	0.50
2014-07-01	RDN	Radian	C	-1.85	0.00	MCO	Moody's	A	2.44	0.00
2014-07-01	CRM	Salesforce.com	C	-1.85	0.30	WDC	Western Digital	A	2.47	0.30
2014-07-01	LNC	Lincoln National	C	-1.84	0.40	ALL	Allstate	A	2.43	0.40
2014-07-01	LOW	Lowe's Companies	C	-1.84	1.30	LUV	Southwest Airlines	A	2.53	1.30
2014-07-01	PAYX	Paychex	C	-1.85	0.70	CTAS	Cintas	A	2.40	0.70
2014-07-01	MEIP	MEI Pharma	D	-2.90	0.20					
2014-07-01	RR.	Rolls-royce	D	-2.86	0.20	STZ	Constellation Brands	A	2.82	0.20
2014-07-01		Unisys Corp	C	-1.88	0.20	SNDK	Sandisk Corp	A	2.44	0.20
2014-07-01	CCT	Catamaran Corp	D	-2.86	0.20	KORS	Michael Kors	A	2.62	0.20
2014-07-01	GS	Goldman Sachs	C	-1.84	0.10	EFX	Equifax	A	2.41	0.10
2014-07-01	CNQR	Concur Technologies	D	-2.88	0.20	PBI	Pitney Bowes	A	2.44	0.20
2014-07-01	DISCA	Discovery Communications	D	-2.86	0.00	DIS	Walt Disney	A	2.50	0.00
2014-07-01	WFM	Whole Foods Market	D	-2.90	0.00					
2014-07-01	MA	Mastercard	C	-1.85	1.00	TMK	Torchmark	A	2.41	1.00
2014-07-01	UTIW	UTI Worldwide	D	-2.90	0.10					
2014-07-01	C	Citigroup	D	-2.84	2.20	PFG	Principal Financial	A	2.40	2.20
2014-07-01	JAZZ	Jazz Pharmaceuticals	C	-1.86	0.20	AET	Aetna	A	2.37	0.20
2014-07-01	PAGE	Pagegroup	C	-1.86	0.10	DLPH	Delphi Automotive	A	2.59	0.10
2014-07-01	TGT	Target	D	-2.87	2.10	PCLN	The Priceline	A	2.47	2.10
2014-07-01	WLTGQ	Walter Energy	D	-2.95	0.10					
2014-07-01	MDAS	MedAssets	C	-1.85	0.40	STX	Seagate Technology	A	2.39	0.40
2014-07-01	SBH	Sally Beauty	D	-2.86	0.10	SWY	Safeway Inc	A	2.43	0.10
2014-07-01	V	Visa	C	-1.85	1.10	HBAN	Huntington Bancshares	A	2.35	1.10
2014-07-01	AEGR	Aegerion Pharmaceuticals	D	-2.94	0.10					
2014-07-01	ARAY	Accuray	C	-1.86	0.20	MDT	Medtronic	A	2.34	0.20
2014-07-01	XNPT	XenoPort	D	-2.88	0.10	HUM	Humana	A	2.33	0.10
2014-07-01	KEYW	Keyw	D	-2.90	0.00					
2014-07-01	CSOD	Cornerstone OnDemand	D	-2.87	0.20	HRS	Harris	A	2.38	0.20
2014-07-01	IMPV	Imperva	D	-2.93	0.00					
2014-07-01	CLVS	Clovis Oncology	D	-2.92	0.30					
2014-08-01	CTSH	Cognizant Technology Solutions	C	-1.85	0.70	HPQ	Hewlett-Packard	A	2.50	0.70
2014-08-01	SPLS	Staples	D	-2.89	0.10	DAL	Delta Air Lines	A	2.73	0.10
2014-08-01	BAC	Bank Of America	C	-1.86	2.00	AMP	Ameriprise Financial	A	2.53	2.00
2014-08-01	JMAT	Johnson Matthey	C	-1.86	0.10	NI	Nisource	A	2.79	0.10
2014-08-01	STAN	Standard Chartered	D	-2.89	1.00	DLPH	Delphi Automotive	A	2.57	1.00
2014-08-01	ALNY	Alnylam Pharmaceuticals	C	-1.90	0.10	ALXN	Alexion Pharmaceuticals	A	3.00	0.10
2014-08-01	DE	Deere	C	-1.85	0.10	R	Ryder System	A	2.43	0.10
2014-08-01	IBM	IBM	C	-1.84	0.60	WDC	Western Digital	A	2.50	0.60
2014-08-01	RDN	Radian	C	-1.87	0.00	DFS	Discover Financial Services	A	2.43	0.00
2014-08-01	LOW	Lowe's Companies	C	-1.84	1.30	LUV	Southwest Airlines	A	2.54	1.30
2014-08-01	MCD	Mcdonald's	C	-1.85	0.10	DIS	Walt Disney	A	2.49	0.10
2014-08-01	PAYX	Paychex	C	-1.85	0.60	LMT	Lockheed Martin	A	2.41	0.60
2014-08-01	PG	Procter & Gamble	C	-1.84	1.50	STZ	Constellation Brands	A	2.77	1.50
2014-08-01	DGE	Diageo	D	-2.85	0.40	KORS	Michael Kors	A	2.57	0.40

Date	Ticker	Name	R	SM	W (%)	Ticker	Name	R	SM	W (%)
2014-08-01	MEIP	MEI Pharma	D	-2.91	0.20					
2014-08-01	RR.	Rolls-royce	D	-2.87	0.20	PCLN	The Priceline	A	2.47	0.20
2014-08-01		Unisys Corp	D	-2.90	0.30					
2014-08-01	BSX	Boston Scientific	C	-1.85	0.90	AET	Aetna	A	2.35	0.90
2014-08-01	CNQR	Concur Technologies	D	-2.88	0.20	CSC	Computer Sciences	A	2.46	0.20
2014-08-01	WFM	Whole Foods Market	D	-2.90	0.10					
2014-08-01	SYNN	Syngenta	D	-2.84	0.30	PPG	Ppg Industries	A	2.45	0.30
2014-08-01	BG.	Bg	C	-1.84	1.10	HP	Helmerich & Payne	A	2.45	1.10
2014-08-01	UTIW	UTI Worldwide	D	-2.91	0.10					
2014-08-01	BTU	Peabody Energy Corp	D	-2.87	0.20	LYB	Lyondellbasell Industries	A	2.48	0.20
2014-08-01	GNW	Genworth Financial	C	-1.88	0.50	ALL	Allstate	A	2.43	0.50
2014-08-01	BVI	Bureau Veritas	D	-2.86	0.20	WHR	Whirlpool	A	2.44	0.20
2014-08-01	MDAS	MedAssets	C	-1.87	0.40	PBI	Pitney Bowes	A	2.43	0.40
2014-08-01	SBH	Sally Beauty	D	-2.86	0.10	CMG	Chipotle Mexican Grill	A	2.48	0.10
2014-08-01	AEGR	Aegerion Pharmaceuticals	D	-2.94	0.10					
2014-08-01	ARAY	Accuray	C	-1.88	0.10	ANTM	Anthem	A	2.34	0.10
2014-08-01	XNPT	XenoPort	D	-2.90	0.10	MDT	Medtronic	A	2.32	0.10
2014-08-01	KEYW	Keyw	D	-2.91	0.00					
2014-08-01	CSOD	Cornerstone Ondemand	D	-2.89	0.20	SNDK	Sandisk Corp	A	2.39	0.20
2014-08-01	IMPV	Imperva	D	-2.94	0.00					
2014-08-01	CLVS	Clovis Oncology	D	-2.93	0.30					
2014-09-01	RI	Pernod Ricard	C	-1.83	0.20	NI	Nisource	A	2.84	0.20
2014-09-01	SPLS	Staples	D	-2.89	0.10	LUV	Southwest Airlines	A	2.61	0.10
2014-09-01	JMAT	Johnson Matthey	C	-1.85	0.20	STZ	Constellation Brands	A	2.81	0.20
2014-09-01	STAN	Standard Chartered	D	-2.89	0.90	DLPH	Delphi Automotive	A	2.59	0.90
2014-09-01	DE	Deere	C	-1.85	0.20	R	Ryder System	A	2.45	0.20
2014-09-01	FMC	Fmc	D	-2.87	0.20	LYB	Lyondellbasell Industries	A	2.52	0.20
2014-09-01	GE	General Electric	C	-1.85	2.70	LMT	Lockheed Martin	A	2.43	2.70
2014-09-01	GSK	Glaxosmithkline Adr	D	-2.86	1.00	ALXN	Alexion Pharmaceuticals	A	3.00	1.00
2014-09-01	RDN	Radian	C	-1.85	0.00	AMP	Ameriprise Financial	A	2.56	0.00
2014-09-01	MCD	Mcdonald's	C	-1.85	0.10	DIS	Walt Disney	A	2.52	0.10
2014-09-01	DGE	Diageo	D	-2.85	0.40	KORS	Michael Kors	A	2.55	0.40
2014-09-01	MEIP	MEI Pharma	D	-2.89	0.20	AET	Aetna	A	2.37	0.20
2014-09-01	RR.	Rolls-royce	D	-2.84	0.20	CMG	Chipotle Mexican Grill	A	2.48	0.20
2014-09-01		Unisys Corp	D	-2.89	0.40	HPQ	Hewlett-Packard	A	2.54	0.40
2014-09-01	BSX	Boston Scientific	C	-1.85	0.80	ANTM	Anthem	A	2.36	0.80
2014-09-01	WFM	Whole Foods Market	D	-2.90	0.20					
2014-09-01	SYNN	Syngenta	D	-2.84	0.30	PCLN	The Priceline	A	2.47	0.30
2014-09-01	BG.	Bg	C	-1.84	1.10	WHR	Whirlpool	A	2.46	1.10
2014-09-01	UTIW	UTI Worldwide	D	-2.91	0.10					
2014-09-01	BTU	Peabody Energy Corp	D	-2.86	0.20	PPG	Ppg Industries	A	2.47	0.20
2014-09-01	GNW	Genworth Financial	C	-1.87	0.50	MCO	Moody's	A	2.46	0.50
2014-09-01	BVI	Bureau Veritas	D	-2.87	0.20	HAR	Harman Ind Inc	A	2.46	0.20
2014-09-01	MDAS	MedAssets	C	-1.85	0.60	WDC	Western Digital	A	2.51	0.60
2014-09-01	TXMD	Therapeuticsmd	C	-1.88	0.10	UNH	Unitedhealth	A	2.34	0.10
2014-09-01	AEGR	Aegerion Pharmaceuticals	D	-2.95	0.00					
2014-09-01	ARAY	Accuray	C	-1.87	0.10	MDT	Medtronic	A	2.33	0.10
2014-09-01	KEYW	Keyw	D	-2.91	0.00					
2014-09-01	CSOD	Cornerstone Ondemand	D	-2.90	0.10	CSC	Computer Sciences	A	2.44	0.10
2014-09-01	IMPV	Imperva	D	-2.93	0.10					
2014-09-01	CLVS	Clovis Oncology	D	-2.91	0.40					
2014-09-01	OSR	Osram Licht	D	-2.89	0.10	ALL	Allstate	A	2.45	0.10
2014-10-01	AME	Ametek	C	-1.85	0.20	URI	United Rentals	A	2.64	0.20
2014-10-01	MET	Metlife	C	-1.85	1.00	AMP	Ameriprise Financial	A	2.53	1.00
2014-10-01	SU	Suncor Energy	C	-1.86	1.20	NI	Nisource	A	2.87	1.20

Date	Ticker	Name	R	SM	W (%)	Ticker	Name	R	SM	W (%)
2014-10-01	BA	Boeing	D	-2.85	0.80	R	Ryder System	A	2.44	0.80
2014-10-01	CAT	Caterpillar	C	-1.85	0.10	LMT	Lockheed Martin	A	2.44	0.10
2014-10-01	STAN	Standard Chartered	D	-2.90	0.90	KORS	Michael Kors	A	2.50	0.90
2014-10-01	MON	Monsanto	C	-1.85	0.90	STZ	Constellation Brands	A	2.79	0.90
2014-10-01	DE	Deere	C	-1.86	0.30	CTAS	Cintas	A	2.43	0.30
2014-10-01	DHR	Danaher	C	-1.85	0.40	FISV	Fiserv	A	2.40	0.40
2014-10-01	ESV	Enesco	D	-2.88	0.30	HP	Helmerich & Payne	A	2.40	0.30
2014-10-01	VWS	Vestas Wind Systems	C	-1.86	0.10	WHR	Whirlpool	A	2.43	0.10
2014-10-01	FCX	Freeport-mcmoran	C	-1.86	0.60	LYB	Lyondellbasell Industries	A	2.48	0.60
2014-10-01	FMC	Fmc	D	-2.89	0.30	PPG	Ppg Industries	A	2.44	0.30
2014-10-01	GE	General Electric	C	-1.85	2.80	UNP	Union Pacific	A	2.39	2.80
2014-10-01	GSK	Glaxosmithkline Adr	D	-2.86	1.10	ALXN	Alexion Pharmaceuticals	A	3.00	1.10
2014-10-01	IR	Ingersoll-rand	C	-1.86	0.30	NOC	Northrop Grumman	A	2.33	0.30
2014-10-01	RDN	Radian	C	-1.85	0.00	DFS	Discover Financial Services	A	2.46	0.00
2014-10-01	ORCL	Oracle	C	-1.85	0.60	HPQ	Hewlett-Packard	A	2.49	0.60
2014-10-01	OXY	Occidental Petroleum	C	-1.85	0.70	HAL	Halliburton	A	2.32	0.70
2014-10-01	DGE	Diageo	D	-2.85	0.40	PCLN	The Priceline	A	2.43	0.40
2014-10-01	SLB	Schlumberger	C	-1.86	0.50	XEC	Cimarex Energy	A	2.32	0.50
2014-10-01	RR.	Rolls-royce	D	-2.85	0.20	SWY	Safeway Inc	A	2.43	0.20
2014-10-01	STI	Suntrust Banks	C	-1.85	0.70	MCO	Moody's	A	2.45	0.70
2014-10-01	UNIS	Unisys Corp	D	-2.89	0.40	WDC	Western Digital	A	2.47	0.40
2014-10-01	INSM	Insmid	D	-2.90	0.10	ANTM	Anthem	A	2.36	0.10
2014-10-01	BSX	Boston Scientific	C	-1.86	0.80	MNK	Mallinckrodt	A	2.36	0.80
2014-10-01	INVA	Innoviva	D	-2.91	0.00					
2014-10-01	OII	Oceaneering International	D	-2.86	0.20	MRO	Marathon Oil	A	2.27	0.20
2014-10-01	WFM	Whole Foods Market Potash	D	-2.90	0.20					
2014-10-01	POT	Corporation Of Saskatchewan	C	-1.85	0.10	AVGO	Avago Technologies	A	2.42	0.10
2014-10-01	MTW	Manitowoc	C	-1.89	0.10	APH	Amphenol	A	2.32	0.10
2014-10-01	SYNN	Syngenta	D	-2.86	0.30	SNA	Snap-on	A	2.41	0.30
2014-10-01	VIAB	Viacom	D	-2.86	0.30	LUV	Southwest Airlines	A	2.62	0.30
2014-10-01	STJ	St Jude Medical Inc	C	-1.86	0.10	AET	Aetna	A	2.36	0.10
2014-10-01	MA	Mastercard	C	-1.84	1.00	ALL	Allstate	A	2.45	1.00
2014-10-01	SBGI	Sinclair Broadcast	C	-1.88	0.20	DIS	Walt Disney	A	2.50	0.20
2014-10-01	BG.	Bg	C	-1.86	1.00	SNDK	Sandisk Corp	A	2.40	1.00
2014-10-01	USB	Us Bancorp	C	-1.84	0.60	EFX	Equifax	A	2.41	0.60
2014-10-01	BTU	Peabody Energy Corp	D	-2.90	0.20	ECL	Ecolab	A	2.39	0.20
2014-10-01	XOM	Exxon Mobil	C	-1.85	0.40	NFX	Newfield Exploration	A	2.25	0.40
2014-10-01	HON	Honeywell International	C	-1.84	0.20	GD	General Dynamics	A	2.31	0.20
2014-10-01	GNW	Genworth Financial	C	-1.88	0.50		Berkshire Hathaway B	A	2.35	0.50
2014-10-01	LVS	Las Vegas Sands	D	-2.88	0.10	CMG	Chipotle Mexican Grill	A	2.47	0.10
2014-10-01	ACTG	Acacia Research	C	-1.86	0.30		Minnesota Mng.& Mfg	A	2.28	0.30
2014-10-01	BVI	Bureau Veritas	D	-2.87	0.20	LRCX	Lam Research	A	2.39	0.20
2014-10-01	MDAS	MedAssets	C	-1.87	0.40	CSC	Computer Sciences	A	2.44	0.40
2014-10-01	TXMD	Therapeuticsmd	C	-1.90	0.00	AGN	Allergan	A	2.34	0.00
2014-10-01	GM	General Motors	D	-2.86	0.10	DLPH	Delphi Automotive	A	2.52	0.10
2014-10-01	IPI	Intrepid Potash	C	-1.86	0.10	AA	Alcoa	A	2.34	0.10
2014-10-01	CSOD	Cornerstone Ondemand	D	-2.91	0.20					
2014-10-01	OSR	Osram Licht	D	-2.90	0.10					
2014-11-03	MET	Metlife	C	-1.84	1.00	AMP	Ameriprise Financial	A	2.56	1.00
2014-11-03	AMAT	Applied Materials	C	-1.84	0.70	HPQ	Hewlett-Packard	A	2.51	0.70
2014-11-03	SU	Suncor Energy	C	-1.86	1.70	NI	Nisource	A	2.90	1.70
2014-11-03	APA	Apache	C	-1.88	0.90	HP	Helmerich & Payne	A	2.36	0.90

Date	Ticker	Name	R	SM	W (%)	Ticker	Name	R	SM	W (%)
2014-11-03	KKR	Kkr	D	-2.86	0.20	MCO	Moody's	A	2.48	0.20
2014-11-03	BA	Boeing	D	-2.85	0.80	URI	United Rentals	A	2.68	0.80
2014-11-03	STAN	Standard Chartered	D	-2.91	0.70					
2014-11-03	MON	Monsanto	C	-1.85	0.90	DLPH	Delphi Automotive	A	2.59	0.90
2014-11-03	CMI	Cummins	C	-1.85	0.10	LMT	Lockheed Martin	A	2.47	0.10
2014-11-03	BX	Blackstone	C	-1.86	0.30	ALL	Allstate	A	2.48	0.30
2014-11-03	DE	Deere	D	-2.85	0.30	CTAS	Cintas	A	2.45	0.30
2014-11-03	YUM	Yum Brands	D	-2.86	0.80	LUV	Southwest Airlines	A	2.68	0.80
2014-11-03	ESV	Ensco	D	-2.88	0.30	TSO	Tesoro	A	2.26	0.30
2014-11-03	VWS	Vestas Wind Systems	C	-1.88	0.10	GMCR	Keurig Green Mountain	A	2.44	0.10
2014-11-03	FCX	Freeport-mcmoran	D	-2.88	0.60	LYB	Lyondellbasell Industries	A	2.40	0.60
2014-11-03	FMC	Fmc	D	-2.89	0.30	ECL	Ecolab	A	2.38	0.30
2014-11-03	GE	General Electric	D	-2.85	2.90	R	Ryder System	A	2.44	2.90
2014-11-03	HAL	Halliburton	C	-1.88	0.10	MRO	Marathon Oil	A	2.25	0.10
2014-11-03	GSK	Glaxosmithkline Adr	D	-2.87	1.20	ALXN	Alexion Pharmaceuticals	A	3.00	1.20
2014-11-03	IBM	IBM	C	-1.86	0.50	WDC	Western Digital	A	2.50	0.50
2014-11-03	IR	Ingersoll-rand	C	-1.84	0.20	FISV	Fiserv	A	2.43	0.20
2014-11-03	ORCL	Oracle	C	-1.85	0.60	CSC	Computer Sciences	A	2.45	0.60
2014-11-03	OXY	Occidental Petroleum	C	-1.86	0.20	PSX	Phillips 66	A	2.23	0.20
2014-11-03	PNC	Pnc Financial Services	C	-1.84	0.40	DFS	Discover Financial Services	A	2.46	0.40
2014-11-03	SLB	Schlumberger	C	-1.86	0.40	FSLR	First Solar	A	2.20	0.40
2014-11-03	RR.	Rolls-royce	D	-2.87	0.10	SWY	Safeway Inc	A	2.43	0.10
2014-11-03	STI	Suntrust Banks	C	-1.84	0.90	EFX	Equifax	A	2.43	0.90
2014-11-03	UTX	United Technologies	D	-2.85	0.30	UNP	Union Pacific	A	2.42	0.30
2014-11-03	VMI	Valmont Industries	D	-2.86	0.20	NOC	Northrop Grumman	A	2.35	0.20
2014-11-03	INSM	Insmad	D	-2.88	0.10	ANTM	Anthem	A	2.39	0.10
2014-11-03	BTI	British American Tobacco Adr	C	-1.85	1.30	WHR	Whirlpool	A	2.52	1.30
2014-11-03	XLNX	Xilinx	D	-2.87	0.10	STX	Seagate Technology	A	2.43	0.10
2014-11-03	CSCO	Cisco Systems	C	-1.84	1.50	AVGO	Avago Technologies	A	2.42	1.50
2014-11-03	INVA	Innoviva Potash	D	-2.92	0.10					
2014-11-03	POT	Corporation Of Saskatchewan	C	-1.85	0.20	SRE	Sempra Energy	A	2.37	0.20
2014-11-03	MTW	Manitowoc	C	-1.89	0.10	GD	General Dynamics	A	2.35	0.10
2014-11-03	SYNN	Syngenta	D	-2.86	0.30	AGN	Allergan	A	2.37	0.30
2014-11-03	VIAB	Viacom	D	-2.86	0.30	DIS	Walt Disney	A	2.53	0.30
2014-11-03	STJ	St Jude Medical Inc	C	-1.85	0.10	MNK	Mallinckrodt	A	2.38	0.10
2014-11-03	SBGI	Sinclair Broadcast	D	-2.87	0.20	CMG	Chipotle Mexican Grill	A	2.45	0.20
2014-11-03	BG.	Bg	D	-2.86	1.10	ORLY	O'reilly Automotive	A	2.37	1.10
2014-11-03	USB	Us Bancorp	C	-1.84	0.60		Berkshire Hathaway B	A	2.36	0.60
2014-11-03	BTU	Peabody Energy Corp	D	-2.91	0.20					
2014-11-03	HUBG	Hub	C	-1.88	0.10	APH	Amphenol	A	2.33	0.10
2014-11-03	XOM	Exxon Mobil	C	-1.85	0.30	MPC	Marathon Petroleum	A	2.20	0.30
2014-11-03	HON	Honeywell International	C	-1.84	0.20		Minnesota Mng.& Mfg	A	2.31	0.20
2014-11-03	VZ	Verizon Communications	C	-1.84	2.00	FTR	Frontier Communications	A	2.28	2.00
2014-11-03	GNW	Genworth Financial	D	-2.87	0.50	MMC	Marsh & McLennan Cos	A	2.35	0.50
2014-11-03	LVS	Las Vegas Sands	D	-2.88	0.30	PCLN	The Priceline	A	2.45	0.30
2014-11-03	JOY	Joy Global	C	-1.87	0.10	COL	Rockwell Collins	A	2.30	0.10
2014-11-03	CVX	Chevron	D	-2.86	1.90	HES	Hess	A	2.19	1.90
2014-11-03	ACTG	Acacia Research	C	-1.84	0.30	RHI	Robert Half International	A	2.29	0.30
2014-11-03	BVI	Bureau Veritas	D	-2.86	0.20	HUM	Humana	A	2.36	0.20
2014-11-03	TXMD	Therapeuticsmd	C	-1.91	0.00	UNH	Unitedhealth	A	2.37	0.00
2014-11-03	AEGR	Aegerion Pharmaceuticals	D	-2.90	0.00					

Date	Ticker	Name	R	SM	W (%)	Ticker	Name	R	SM	W (%)
2014-11-03	KEYW	Keyw	D	-2.87	0.00	LRCX	Lam Research	A	2.42	0.00
2014-11-03	IPI	Intrepid Potash	D	-2.88	0.10	AA	Alcoa	A	2.37	0.10
2014-11-03	CNQ	Canadian Natural Resources	C	-1.87	0.50	MDT	Medtronic	A	2.36	0.50
2014-11-03	CSOD	Cornerstone OnDemand	D	-2.91	0.20					
2014-11-03	ICPT	Intercept Pharmaceuticals	C	-1.91	1.20	AET	Aetna	A	2.37	1.20
2014-11-03	TMHC	Taylor Morrison Home	D	-2.87	0.10	SNA	Snap-on	A	2.46	0.10
2014-11-03	OSR	Osram Licht	D	-2.91	0.10					
2014-12-01	AME	Ametek	C	-1.84	0.20	URI	United Rentals	A	2.65	0.20
2014-12-01	SU	Suncor Energy	C	-1.87	1.70	NI	Nisource	A	2.88	1.70
2014-12-01	APA	Apache	D	-2.90	0.80	HP	Helmerich & Payne	A	2.29	0.80
2014-12-01	KKR	Kkr	D	-2.86	0.20	AMP	Ameriprise Financial	A	2.58	0.20
2014-12-01	STAN	Standard Chartered	D	-2.92	0.70					
2014-12-01	MON	Monsanto	C	-1.84	1.00	DLPH	Delphi Automotive	A	2.62	1.00
2014-12-01	BX	Blackstone	C	-1.85	0.30	MHFI	McGraw Hill Fin	A	2.56	0.30
2014-12-01	ESV	Enesco	D	-2.90	0.30	TSO	Tesoro	A	2.26	0.30
2014-12-01	BWA	Borgwarner	C	-1.86	0.20	WHR	Whirlpool	A	2.56	0.20
2014-12-01	VWS	Vestast Wind Systems	C	-1.87	0.10	ALL	Allstate	A	2.50	0.10
2014-12-01	FCX	Freeport-mcmoran	D	-2.89	0.60	AA	Alcoa	A	2.37	0.60
2014-12-01	FMC	Fmc	D	-2.89	0.30	LYB	Lyondellbasell Industries	A	2.35	0.30
2014-12-01	HAL	Halliburton	C	-1.91	0.10	PSX	Phillips 66	A	2.22	0.10
2014-12-01	GSK	Glaxosmithkline Adr	D	-2.86	1.20	ALXN	Alexion Pharmaceuticals	A	3.00	1.20
2014-12-01	IBM	IBM	D	-2.86	0.60	HPQ	Hewlett-Packard	A	2.55	0.60
2014-12-01	BCRX	Biocryst Pharmaceuticals	C	-1.88	0.10	AGN	Allergan	A	2.40	0.10
2014-12-01	SLB	Schlumberger	C	-1.88	0.40	MRO	Marathon Oil	A	2.21	0.40
2014-12-01	RR.	Rolls-royce	D	-2.86	0.20	MCO	Moody's	A	2.49	0.20
2014-12-01	VMI	Valmont Industries	D	-2.86	0.20	LMT	Lockheed Martin	A	2.47	0.20
2014-12-01	INSM	Insmmed	D	-2.89	0.10	ANTM	Anthem	A	2.39	0.10
2014-12-01	BTI	British American Tobacco Adr	C	-1.84	1.30	SNA	Snap-on	A	2.46	1.30
2014-12-01	WMB	Williams Companies	C	-1.86	0.80	MPC	Marathon Petroleum	A	2.20	0.80
2014-12-01	INVA	Innoviva	D	-2.92	0.10					
2014-12-01	MTW	Manitowoc	D	-2.90	0.10					
2014-12-01	SYNN	Syngenta	D	-2.85	0.30	DFS	Discover Financial Services	A	2.47	0.30
2014-12-01	VIAB	Viacom	D	-2.86	0.40	LUV	Southwest Airlines	A	2.77	0.40
2014-12-01	BG.	Bg	D	-2.88	0.90	CSC	Computer Sciences	A	2.47	0.90
2014-12-01	BTU	Peabody Energy Corp	D	-2.92	0.10					
2014-12-01	HUBG	Hub	D	-2.88	0.20	R	Ryder System	A	2.46	0.20
2014-12-01	XOM	Exxon Mobil	D	-2.85	0.30	HES	Hess	A	2.17	0.30
2014-12-01	GNW	Genworth Financial	D	-2.92	0.30					
2014-12-01	LVS	Las Vegas Sands	D	-2.88	0.30	DIS	Walt Disney	A	2.53	0.30
2014-12-01	JOY	Joy Global	D	-2.87	0.10	CTAS	Cintas	A	2.45	0.10
2014-12-01	CVX	Chevron	D	-2.86	1.80	FSLR	First Solar	A	2.16	1.80
2014-12-01	TXMD	Therapeuticsmd	C	-1.92	0.10	AET	Aetna	A	2.39	0.10
2014-12-01	CO	China Cord Blood	C	-1.86	0.10	MDT	Medtronic	A	2.39	0.10
2014-12-01	KEYW	Keyw	D	-2.87	0.00	WDC	Western Digital	A	2.51	0.00
2014-12-01	IPI	Intrepid Potash	D	-2.85	0.10	SIAL	Sigma Aldrich	A	2.34	0.10
2014-12-01	CNQ	Canadian Natural Resources	C	-1.87	0.50	CMG	Chipotle Mexican Grill	A	2.47	0.50
2014-12-01	CSOD	Cornerstone OnDemand	D	-2.91	0.20					
2014-12-01	ICPT	Intercept Pharmaceuticals	C	-1.95	0.60	UNH	Unitedhealth	A	2.39	0.60
2014-12-01	SLCA	Us Silica	C	-1.93	0.10	DOW	Dow Chemical	A	2.27	0.10
2014-12-01	TMHC	Taylor Morrison Home	D	-2.86	0.10	GMCR	Keurig Green Mountain	A	2.40	0.10
2015-01-01	SU	Suncor Energy	C	-1.87	1.80	MCO	Moody's	A	2.47	1.80
2015-01-01	APA	Apache	D	-2.90	0.80	TSO	Tesoro	A	2.26	0.80
2015-01-01	STAN	Standard Chartered	D	-2.91	0.70					

Date	Ticker	Name	R	SM	W (%)	Ticker	Name	R	SM	W (%)
2015-01-01	CIE	Cobalt International Energy	D	-2.92	0.10					
2015-01-01	ESV	Ensco	D	-2.91	0.30					
2015-01-01	BWA	Borgwarner	D	-2.86	0.10	DLPH	Delphi Automotive	A	2.62	0.10
2015-01-01	VWS	Vestas Wind Systems	C	-1.86	0.10	EFX	Equifax	A	2.46	0.10
2015-01-01	FCX	Freeport-mcmoran	D	-2.90	0.50					
2015-01-01	FMC	Fmc	D	-2.89	0.30	AA	Alcoa	A	2.34	0.30
2015-01-01	HAL	Halliburton	D	-2.91	0.10					
2015-01-01	GSK	Glaxosmithkline Adr	D	-2.87	1.10	ALXN	Alexion Pharmaceuticals	A	3.00	1.10
2015-01-01	IBM	IBM	D	-2.86	0.60	HPQ	Hewlett-Packard	A	2.57	0.60
2015-01-01	BCRX	Biocryst Pharmaceuticals	C	-1.85	0.10	AGN	Allergan	A	2.40	0.10
2015-01-01	SAB	SabMiller	C	-1.85	0.40	STX	Seagate Technology	A	2.44	0.40
2015-01-01	NTRS	Northern Trust	C	-1.84	0.50	AMP	Ameriprise Financial	A	2.59	0.50
2015-01-01	SLB	Schlumberger	C	-1.88	0.40	MPC	Marathon Petroleum	A	2.20	0.40
2015-01-01	RR.	Rolls-royce	D	-2.86	0.20	SWY	Safeway Inc	A	2.44	0.20
2015-01-01	VMI	Valmont Industries	D	-2.87	0.20	URI	United Rentals	A	2.62	0.20
2015-01-01	BTI	British American Tobacco Adr	C	-1.85	1.10	WHR	Whirlpool	A	2.59	1.10
2015-01-01	WMB	Williams Companies	C	-1.87	0.70	NI	Nisource	A	2.90	0.70
2015-01-01	ALR	Alere	C	-1.85	1.20	MNK	Mallinckrodt	A	2.40	1.20
2015-01-01	CAM	Cameron International Corp.	D	-2.89	0.10	CMG	Chipotle Mexican Grill	A	2.48	0.10
2015-01-01	PTC	Ptc	C	-1.85	0.20	WDC	Western Digital	A	2.55	0.20
2015-01-01	CMA	Comerica	D	-2.85	0.10	MHFI	McGraw Hill Fin	A	2.54	0.10
2015-01-01	INVA	Innoviva	D	-2.92	0.10					
2015-01-01	MTW	Manitowoc	D	-2.89	0.10	CTAS	Cintas	A	2.49	0.10
2015-01-01	SYNN	Syngenta	D	-2.85	0.20	UNP	Union Pacific	A	2.44	0.20
2015-01-01	VIAB	Viacom	D	-2.86	0.40	LUV	Southwest Airlines	A	2.81	0.40
2015-01-01	SBGI	Sinclair Broadcast	D	-2.85	0.20	RCL	Royal Caribbean Cruises	A	2.61	0.20
2015-01-01	BG.	Bg	D	-2.89	0.90	LRCX	Lam Research	A	2.42	0.90
2015-01-01	BTU	Peabody Energy Corp	D	-2.93	0.10					
2015-01-01	HUBG	Hub	D	-2.88	0.20	LMT	Lockheed Martin	A	2.47	0.20
2015-01-01	XOM	Exxon Mobil	D	-2.85	0.10	SNA	Snap-on	A	2.47	0.10
2015-01-01	GNW	Genworth Financial	D	-2.92	0.20					
2015-01-01	LVS	Las Vegas Sands	D	-2.89	0.30	DIS	Walt Disney	A	2.54	0.30
2015-01-01	JOY	Joy Global	D	-2.88	0.10	R	Ryder System	A	2.46	0.10
2015-01-01	CVX	Chevron	D	-2.86	1.90	DFS	Discover Financial Services	A	2.47	1.90
2015-01-01	TXMD	Therapeuticsmd	D	-2.91	0.10					
2015-01-01	PFG	Principal Financial	C	-1.84	0.10	ALL	Allstate	A	2.52	0.10
2015-01-01	CO	China Cord Blood	C	-1.87	0.00	AET	Aetna	A	2.40	0.00
2015-01-01	KEYW	Keyw	D	-2.87	0.00	AVGO	Avago Technologies	A	2.49	0.00
2015-01-01	IPI	Intrepid Potash	D	-2.85	0.10	SIAL	Sigma Aldrich	A	2.34	0.10
2015-01-01	CSOD	Cornerstone OnDemand	D	-2.90	0.20					
2015-01-01	ICPT	Intercept Pharmaceuticals	D	-2.94	0.80					
2015-01-01	SLCA	Us Silica	C	-1.94	0.10	CF	Cf Industries	A	2.27	0.10
2015-01-01	ADT	ADT Corporation	C	-1.84	0.60	FISV	Fiserv	A	2.44	0.60
2015-01-01	GOOGL	Alphabet	D	-2.86	1.50	CSC	Computer Sciences	A	2.47	1.50
2015-02-02	APA	Apache	D	-2.89	0.90	TSO	Tesoro	A	2.29	0.90
2015-02-02	APC	Anadarko Petroleum	D	-2.88	0.20	MPC	Marathon Petroleum	A	2.21	0.20
2015-02-02	BCPC	Balchem	C	-1.87	0.10	AA	Alcoa	A	2.35	0.10
2015-02-02	STAN	Standard Chartered	D	-2.92	0.50					
2015-02-02	CIE	Cobalt International Energy	D	-2.92	0.20					
2015-02-02	ESV	Ensco	D	-2.91	0.30					
2015-02-02	BWA	Borgwarner	D	-2.86	0.20	WHR	Whirlpool	A	2.61	0.20

Date	Ticker	Name	R	SM	W (%)	Ticker	Name	R	SM	W (%)
2015-02-02	FCX	Freeport-mcmoran	D	-2.93	0.40					
2015-02-02	FITB	Fifth Third Bancorp	D	-2.86	0.10	AMP	Ameriprise Financial	A	2.57	0.10
2015-02-02	FMC	Fmc	D	-2.88	0.30	SIAL	Sigma Aldrich	A	2.34	0.30
2015-02-02	NOV	National Oilwell Varco	D	-2.89	0.20	VLO	Valero Energy	B	1.21	0.20
2015-02-02	GE	General Electric	D	-2.85	2.90	URI	United Rentals	A	2.52	2.90
2015-02-02	HAL	Halliburton	D	-2.91	0.10					
2015-02-02	GSK	Glaxosmithkline Adr	D	-2.87	1.30	ALXN	Alexion Pharmaceuticals	A	3.00	1.30
2015-02-02	PCLN	The Priceline	D	-2.88	0.10	LUV	Southwest Airlines	A	2.85	0.10
2015-02-02	HP	Helmerich & Payne	D	-2.91	0.10					
2015-02-02	IBM	IBM	D	-2.87	0.70	HPQ	Hewlett-Packard	A	2.52	0.70
2015-02-02	BCRX	Biocryst Pharmaceuticals	C	-1.88	0.10	HCA	Hca	A	2.66	0.10
2015-02-02	JNJ	Johnson & Johnson	C	-1.85	0.50	MNK	Mallinckrodt	A	2.43	0.50
2015-02-02	KSU	Kansas City Southern	C	-1.85	0.20	CTAS	Cintas	A	2.50	0.20
2015-02-02	CRM	Salesforce.com	C	-1.85	0.30	AVGO	Avago Technologies	A	2.50	0.30
2015-02-02	MSFT	Microsoft	C	-1.86	2.40	WDC	Western Digital	A	2.49	2.40
2015-02-02	MEIP	MEI Pharma	D	-2.92	0.10					
2015-02-02	SLB	Schlumberger	D	-2.88	0.40	EFX	Equifax	A	2.48	0.40
2015-02-02	RR.	Rolls-royce	D	-2.86	0.20	ORLY	O'reilly Automotive	A	2.40	0.20
2015-02-02	VMI	Valmont Industries	D	-2.87	0.20	LMT	Lockheed Martin	A	2.46	0.20
2015-02-02	BTI	British American Tobacco Adr	C	-1.85	1.20	DLPH	Delphi Automotive	A	2.60	1.20
2015-02-02	WMB	Williams Companies	C	-1.87	0.70	UNH	Unitedhealth	A	2.42	0.70
2015-02-02	PTC	Ptc	C	-1.86	0.20	CSC	Computer Sciences	A	2.45	0.20
2015-02-02	CMA	Comerica	D	-2.86	0.20	MHFI	McGraw Hill Fin	A	2.54	0.20
2015-02-02	INVA	Innoviva	D	-2.94	0.10					
2015-02-02	QCOM	Qualcomm	D	-2.87	1.20	LRCX	Lam Research	A	2.41	1.20
2015-02-02	OII	Oceaneering International	D	-2.87	0.30	ANTM	Anthem	A	2.42	0.30
2015-02-02	MTW	Manitowoc	D	-2.90	0.10					
2015-02-02	VIAB	Viacom	D	-2.88	0.40	RCL	Royal Caribbean Cruises	A	2.55	0.40
2015-02-02	SBGI	Sinclair Broadcast	D	-2.86	0.20	DIS	Walt Disney	A	2.53	0.20
2015-02-02	BG.	Bg	D	-2.88	1.00	LVLT	Level 3 Communications	A	2.39	1.00
2015-02-02	BTU	Peabody Energy Corp	D	-2.94	0.10					
2015-02-02	HUBG	Hub	D	-2.89	0.20	FISV	Fiserv	A	2.45	0.20
2015-02-02	TWTR	Twitter	D	-2.91	0.20					
2015-02-02	RXN	Rexnord	D	-2.85	0.00	UNP	Union Pacific	A	2.44	0.00
2015-02-02	PM	Philip Morris International	C	-1.85	0.90	SNA	Snap-on	A	2.46	0.90
2015-02-02	GNW	Genworth Financial	D	-2.93	0.20					
2015-02-02	LVS	Las Vegas Sands	D	-2.90	0.20	CMG	Chipotle Mexican Grill	A	2.50	0.20
2015-02-02	JOY	Joy Global	D	-2.89	0.10	R	Ryder System	A	2.42	0.10
2015-02-02	CVX	Chevron	D	-2.87	1.80	AET	Aetna	A	2.41	1.80
2015-02-02	BVI	Bureau Veritas	D	-2.85	0.10	SRE	Sempra Energy	A	2.38	0.10
2015-02-02	TXMD	Therapeuticsmd	D	-2.91	0.10					
2015-02-02	PFG	Principal Financial	C	-1.85	0.10	ALL	Allstate	A	2.52	0.10
2015-02-02	CO	China Cord Blood	C	-1.86	0.10	AGN	Allergan	A	2.42	0.10
2015-02-02	KEYW	Keyw	D	-2.89	0.00	STX	Seagate Technology	A	2.38	0.00
2015-02-02	IPI	Intrepid Potash	D	-2.85	0.10	CF	Cf Industries	A	2.30	0.10
2015-02-02	LYB	Lyondellbasell Industries	D	-2.88	0.00	PPG	Ppg Industries	A	2.21	0.00
2015-02-02	ICPT	Intercept Pharmaceuticals	D	-2.93	0.90					
2015-02-02	SLCA	Us Silica	D	-2.94	0.10					
2015-02-02	KORS	Michael Kors	D	-2.88	0.10	EA	Electronic Arts	A	2.44	0.10
2015-02-02	ADT	ADT Corporation	C	-1.83	0.60	NOC	Northrop Grumman	A	2.41	0.60
2015-02-02	DYN	Dynegy	C	-1.87	0.10	NI	Nisource	A	2.93	0.10
2015-02-02	GOOGL	Alphabet	D	-2.85	1.60	BRCM	Broadcom Corp	A	2.28	1.60

Date	Ticker	Name	R	SM	W (%)	Ticker	Name	R	SM	W (%)
2015-03-02	MET	Metlife	D	-2.85	0.80	MHFI	McGraw Hill Fin	A	2.62	0.80
2015-03-02	SU	Suncor Energy	D	-2.84	1.50	R	Ryder System	A	2.47	1.50
2015-03-02	APA	Apache	D	-2.89	0.80	TSO	Tesoro	A	2.32	0.80
2015-03-02	APC	Anadarko Petroleum	D	-2.88	0.20	MPC	Marathon Petroleum	A	2.22	0.20
2015-03-02	BCPC	Balchem	C	-1.86	0.10	SIAL	Sigma Aldrich	A	2.34	0.10
2015-03-02	STAN	Standard Chartered Cobalt	D	-2.91	0.50					
2015-03-02	CIE	International Energy	D	-2.91	0.30					
2015-03-02	ESV	Ensco	D	-2.93	0.20					
2015-03-02	FCX	Freeport-mcmoran	D	-2.91	0.50					
2015-03-02	FITB	Fifth Third Bancorp	D	-2.84	0.10	AMP	Ameriprise Financial	A	2.60	0.10
2015-03-02	NOV	National Oilwell Varco	D	-2.89	0.20	VLO	Valero Energy	A	2.22	0.20
2015-03-02	HAL	Halliburton	D	-2.90	0.10					
2015-03-02	HP	Helmerich & Payne	D	-2.91	0.10					
2015-03-02	IBM	IBM	D	-2.86	0.80	AVGO	Avago Technologies	A	2.63	0.80
2015-03-02	BCRX	Biocryst Pharmaceuticals	C	-1.88	0.10	ALXN	Alexion Pharmaceuticals	A	3.00	0.10
2015-03-02	JNJ	Johnson & Johnson	C	-1.84	0.50	HCA	Hca	A	2.68	0.50
2015-03-02	KBH	Kb Home	D	-2.87	0.10	DLPH	Delphi Automotive	A	2.68	0.10
2015-03-02	KO	Coca-cola	C	-1.84	1.20	WHR	Whirlpool	A	2.65	1.20
2015-03-02	KSU	Kansas City Southern	C	-1.85	0.20	URI	United Rentals	A	2.58	0.20
2015-03-02	MSFT	Microsoft	C	-1.85	2.40	WDC	Western Digital	A	2.54	2.40
2015-03-02	NBL	Noble Energy	D	-2.90	0.10					
2015-03-02	MEIP	MEI Pharma	D	-2.88	0.20	HSP	Hospira	A	2.48	0.20
2015-03-02	SLB	Schlumberger	D	-2.88	0.40	FSLR	First Solar	B	1.26	0.40
2015-03-02	VMI	Valmont Industries	D	-2.87	0.20	CTAS	Cintas	A	2.52	0.20
2015-03-02	BTI	British American Tobacco Adr	C	-1.84	1.10	SNA	Snap-on	A	2.51	1.10
2015-03-02	WMB	Williams Companies	C	-1.86	0.60	PSX	Phillips 66	B	1.22	0.60
2015-03-02	PTC	Ptc	D	-2.86	0.20	CSC	Computer Sciences	A	2.53	0.20
2015-03-02	COG	Cabot Oil & Gas	D	-2.86	0.20	BHI	Baker Hughes	B	1.19	0.20
2015-03-02	CMA	Comerica	D	-2.85	0.20	EFX	Equifax	A	2.53	0.20
2015-03-02	QCOM	Qualcomm	D	-2.85	1.30	HPQ	Hewlett-Packard	A	2.50	1.30
2015-03-02	OII	Oceaneering International	D	-2.87	0.40	MNK	Mallinckrodt	A	2.48	0.40
2015-03-02	IMO	Imperial Oil	D	-2.86	0.60	ANTM	Anthem	A	2.45	0.60
2015-03-02	VIAB	Viacom	D	-2.87	0.50	LUV	Southwest Airlines	A	2.85	0.50
2015-03-02	SBGI	Sinclair Broadcast	D	-2.85	0.30	DIS	Walt Disney	A	2.61	0.30
2015-03-02	BG.	Bg	D	-2.88	1.00	AET	Aetna	A	2.45	1.00
2015-03-02	BTU	Peabody Energy Corp	D	-2.93	0.10					
2015-03-02	PM	Philip Morris International	C	-1.85	0.90	EA	Electronic Arts	A	2.46	0.90
2015-03-02	GNW	Genworth Financial	D	-2.93	0.10					
2015-03-02	LVS	Las Vegas Sands	D	-2.89	0.20	RCL	Royal Caribbean Cruises	A	2.59	0.20
2015-03-02	JOY	Joy Global	D	-2.89	0.20	LMT	Lockheed Martin	A	2.50	0.20
2015-03-02	CVX	Chevron	D	-2.87	1.60	CMG	Chipotle Mexican Grill	A	2.47	1.60
2015-03-02	ACTG	Acacia Research	D	-2.89	0.20	FISV	Fiserv	A	2.49	0.20
2015-03-02	PFG	Principal Financial	C	-1.84	0.10	ALL	Allstate	A	2.52	0.10
2015-03-02	KEYW	Keyw	D	-2.89	0.00	LRGX	Lam Research	A	2.45	0.00
2015-03-02	IPI	Intrepid Potash	D	-2.84	0.10	CF	Cf Industries	A	2.30	0.10
2015-03-02	LYB	Lyondellbasell Industries	D	-2.87	0.00	PPG	Ppg Industries	A	2.22	0.00
2015-03-02	SLCA	Us Silica	D	-2.93	0.10					
2015-03-02	KORS	Michael Kors	D	-2.89	0.10	MNST	Monster Beverage	A	2.46	0.10
2015-03-02	DYN	Dynergy	C	-1.87	0.10	NI	Nisource	A	2.90	0.10
2015-04-01	MET	Metlife	D	-2.85	0.80	MHFI	McGraw Hill Fin	A	2.63	0.80
2015-04-01	AIG	American International	C	-1.84	0.60	AMP	Ameriprise Financial	A	2.58	0.60
2015-04-01	APA	Apache	D	-2.90	0.80					
2015-04-01	APC	Anadarko Petroleum	D	-2.88	0.20	TSO	Tesoro	A	2.32	0.20

Date	Ticker	Name	R	SM	W (%)	Ticker	Name	R	SM	W (%)
2015-04-01	EMR	Emerson Electric	D	-2.86	0.10	CTAS	Cintas	A	2.51	0.10
2015-04-01	ESV	Ensco	D	-2.94	0.40					
2015-04-01	FCX	Freeport-mcmoran	D	-2.92	0.50					
2015-04-01	FITB	Fifth Third Bancorp	D	-2.85	0.10	EFX	Equifax	A	2.52	0.10
2015-04-01	NOV	National Oilwell Varco	D	-2.90	0.10					
2015-04-01	GE	General Electric	D	-2.84	2.90	FISV	Fiserv	A	2.49	2.90
2015-04-01	STT	State Street	C	-1.85	1.50	ALL	Allstate	A	2.52	1.50
2015-04-01	HP	Helmerich & Payne	D	-2.90	0.10					
2015-04-01	BCRX	Biocryst Pharmaceuticals	C	-1.88	0.10	ALXN	Alexion Pharmaceuticals	A	3.00	0.10
2015-04-01	JNJ	Johnson & Johnson	C	-1.85	0.60	HCA	Hca	A	2.71	0.60
2015-04-01	KBH	Kb Home	D	-2.85	0.10	HBI	Hanesbrands	A	3.00	0.10
2015-04-01	KO	Coca-cola	C	-1.85	1.20	DLPH	Delphi Automotive	A	2.67	1.20
2015-04-01	KSU	Kansas City Southern	C	-1.86	0.20	LMT	Lockheed Martin	A	2.49	0.20
2015-04-01	MSFT	Microsoft	C	-1.86	2.30	AVGO	Avago Technologies	A	2.61	2.30
2015-04-01	NBL	Noble Energy	D	-2.90	0.10	VLO	Valero Energy	A	2.24	0.10
2015-04-01	MEIP	MEI Pharma	D	-2.95	0.00					
2015-04-01	SLB	Schlumberger	D	-2.88	0.40	MPC	Marathon Petroleum	A	2.22	0.40
2015-04-01		Unisys Corp	C	-1.87	0.30	CSC	Computer Sciences	A	2.48	0.30
2015-04-01	VMI	Valmont Industries	D	-2.87	0.20	R	Ryder System	A	2.47	0.20
2015-04-01	BTI	British American Tobacco Adr	C	-1.86	1.00	WHR	Whirlpool	A	2.61	1.00
2015-04-01	WMB	Williams Companies	C	-1.86	0.60	FSLR	First Solar	B	1.25	0.60
2015-04-01	COG	Cabot Oil & Gas	D	-2.86	0.30	PSX	Phillips 66	B	1.23	0.30
2015-04-01	CMA	Comerica	D	-2.86	0.30	BLK	Blackrock	A	2.43	0.30
2015-04-01	QCOM	Qualcomm	D	-2.86	1.40	LRCX	Lam Research	A	2.37	1.40
2015-04-01	BRKR	Brucker	D	-2.84	0.00	MNK	Mallinckrodt	A	2.50	0.00
2015-04-01	OII	Oceaneering International	D	-2.87	0.40	PXD	Pioneer Natural Resources	B	1.21	0.40
2015-04-01	IMO	Imperial Oil	D	-2.85	0.70	NI	Nisource	A	2.94	0.70
2015-04-01	VIAB	Viacom	D	-2.87	0.50	LUV	Southwest Airlines	A	2.83	0.50
2015-04-01	STJ	St Jude Medical Inc	C	-1.84	0.20	HSP	Hospira	A	2.48	0.20
2015-04-01	BG.	Bg	D	-2.89	0.90	DIS	Walt Disney	A	2.61	0.90
2015-04-01	USB	Us Bancorp	C	-1.84	0.60	NDAQ	Nasdaq	A	2.40	0.60
2015-04-01	BTU	Peabody Energy Corp	D	-2.96	0.10					
2015-04-01	RXN	Rexnord	D	-2.84	0.10	NOC	Northrop Grumman	A	2.42	0.10
2015-04-01	PM	Philip Morris International	D	-2.86	0.90	SNA	Snap-on	A	2.51	0.90
2015-04-01	GNW	Genworth Financial	D	-2.93	0.10					
2015-04-01	LVS	Las Vegas Sands	D	-2.90	0.20	RCL	Royal Caribbean Cruises	A	2.61	0.20
2015-04-01	JOY	Joy Global	D	-2.90	0.20					
2015-04-01	CVX	Chevron	D	-2.87	1.70	BHI	Baker Hughes	B	1.20	1.70
2015-04-01	ACTG	Acacia Research	D	-2.91	0.20					
2015-04-01	PFG	Principal Financial	C	-1.84	0.10	LM	Legg Mason	A	2.37	0.10
2015-04-01	CSLT	Castlight Health	D	-2.97	0.00					
2015-04-01	RF	Regions Financial	D	-2.85	0.30	MMC	Marsh & McLennan Cos	A	2.36	0.30
2015-04-01	KEYW	Keyw	D	-2.90	0.00	SWKS	Skyworks Solutions	A	2.36	0.00
2015-04-01	IPI	Intrepid Potash	D	-2.87	0.10	SIAL	Sigma Aldrich	A	2.34	0.10
2015-04-01	LYB	Lyondellbasell Industries	D	-2.87	0.10	CF	Cf Industries	A	2.28	0.10
2015-04-01	CSOD	Cornerstone Ondemand	D	-2.87	0.20	NVDA	Nvidia	A	2.29	0.20
2015-04-01	KORS	Michael Kors	D	-2.89	0.10	EA	Electronic Arts	A	2.46	0.10
2015-05-01	MET	Metlife	D	-2.85	0.80	MHFI	McGraw Hill Fin	A	2.63	0.80
2015-05-01	KKR	Kkr	C	-1.84	0.20	EFX	Equifax	A	2.55	0.20
2015-05-01	SM	Sm Energy	D	-2.89	0.10	TSO	Tesoro	A	2.32	0.10
2015-05-01	EMC	EMC Corp	C	-1.85	0.50	AVGO	Avago Technologies	A	2.60	0.50
2015-05-01	EMR	Emerson Electric	D	-2.85	0.30	CTAS	Cintas	A	2.50	0.30
2015-05-01	ESV	Ensco	D	-2.92	0.50					

Date	Ticker	Name	R	SM	W (%)	Ticker	Name	R	SM	W (%)
2015-05-01	NOV	National Oilwell Varco	D	-2.89	0.20	NFX	Newfield Exploration	A	2.29	0.20
2015-05-01	STT	State Street	C	-1.84	1.50	ALL	Allstate	A	2.51	1.50
2015-05-01	HOG	Harley-davidson	D	-2.87	0.10	HBI	Hanesbrands	A	2.96	0.10
2015-05-01	HRB	H.& R.block	C	-1.85	0.40	DIS	Walt Disney	A	2.64	0.40
2015-05-01	BCRX	Biocryst Pharmaceuticals	D	-2.89	0.10	ALXN	Alexion Pharmaceuticals	A	3.00	0.10
2015-05-01	JNJ	Johnson & Johnson	D	-2.85	0.60	HCA	Hca	A	2.70	0.60
2015-05-01	K	Kellogg	C	-1.85	0.10	DLPH	Delphi Automotive	A	2.72	0.10
2015-05-01	KO	Coca-cola	D	-2.85	1.10	WHR	Whirlpool	A	2.54	1.10
2015-05-01	KSU	Kansas City Southern	C	-1.86	0.20	FISV	Fiserv	A	2.48	0.20
2015-05-01	COP	Conocophillips	D	-2.87	0.30	FSLR	First Solar	A	2.24	0.30
2015-05-01	DGE	Diageo	C	-1.85	0.50	NI	Nisource	A	2.93	0.50
2015-05-01	UNISYS	Unisys Corp	C	-1.88	0.30	CSC	Computer Sciences	A	2.48	0.30
2015-05-01	VMI	Valmont Industries	D	-2.87	0.20	R	Ryder System	A	2.48	0.20
2015-05-01	BTI	British American Tobacco Adr	C	-1.85	1.00	SNA	Snap-on	A	2.53	1.00
2015-05-01	MRVL	Marvell Technology	C	-1.86	0.10	LRCX	Lam Research	A	2.41	0.10
2015-05-01	QCOM	Qualcomm	D	-2.86	1.50	SWKS	Skyworks Solutions	A	2.36	1.50
2015-05-01	OII	Oceaneering International Potash	D	-2.87	0.40	PSX	Phillips 66	A	2.23	0.40
2015-05-01	POT	Corporation Of Saskatchewan	C	-1.86	0.10	HSP	Hospira	A	2.48	0.10
2015-05-01	PEP	Pepsico	C	-1.84	0.30	EA	Electronic Arts	A	2.47	0.30
2015-05-01	VIAB	Viacom	D	-2.87	0.50	ORLY	O'reilly Automotive	A	2.46	0.50
2015-05-01	USB	Us Bancorp	C	-1.84	0.60	BLK	Blackrock	A	2.43	0.60
2015-05-01	BTU	Peabody Energy Corp	D	-2.96	0.10					
2015-05-01	RXN	Rexnord	D	-2.84	0.10	LMT	Lockheed Martin	A	2.46	0.10
2015-05-01	WAGE	Wageworks	C	-1.87	0.00	NOC	Northrop Grumman	A	2.40	0.00
2015-05-01	LVS	Las Vegas Sands	D	-2.85	0.20	CAH	Cardinal Health	A	2.36	0.20
2015-05-01	JOY	Joy Global	D	-2.89	0.20	APH	Amphenol	A	2.37	0.20
2015-05-01	CVX	Chevron	D	-2.87	1.70	MPC	Marathon Petroleum	A	2.23	1.70
2015-05-01	ACTG	Acacia Research	D	-2.91	0.20					
2015-05-01	UPS	United Parcel Service	D	-2.85	1.00	GD	General Dynamics	A	2.35	1.00
2015-05-01	PFG	Principal Financial	C	-1.84	0.20	NDAQ	Nasdaq	A	2.38	0.20
2015-05-01	CSLT	Castlight Health	D	-2.97	0.00					
2015-05-01	XNPT	XenoPort	C	-1.89	0.00	AET	Aetna	A	2.48	0.00
2015-05-01	IPI	Intrepid Potash	D	-2.86	0.10	SIAL	Sigma Aldrich	A	2.34	0.10
2015-05-01	LYB	Lyondellbasell Industries	D	-2.85	0.10	CF	Cf Industries	A	2.29	0.10
2015-05-01	CSOD	Cornerstone OnDemand	D	-2.87	0.20	NVDA	Nvidia	A	2.31	0.20
2015-05-01	NDLS	Noodles	D	-2.88	0.10	EXPE	Expedia	A	2.35	0.10
2015-05-01	KORS	Michael Kors	D	-2.90	0.10	MNST	Monster Beverage	A	2.46	0.10
2015-06-01	ARG	Airgas Inc	D	-2.86	0.50	SIAL	Sigma Aldrich	A	2.34	0.50
2015-06-01	KKR	Kkr	C	-1.84	0.20	MHFI	McGraw Hill Fin	A	2.63	0.20
2015-06-01	SM	Sm Energy	D	-2.91	0.10					
2015-06-01	MON	Monsanto	C	-1.85	1.00	HBI	Hanesbrands	A	2.98	1.00
2015-06-01	DD	E.i. Du Pont De Nemours	C	-1.85	0.20	CF	Cf Industries	A	2.31	0.20
2015-06-01	EMC	EMC Corp	D	-2.86	0.70	AVGO	Avago Technologies	A	2.72	0.70
2015-06-01	ESV	Ensco	D	-2.93	0.50					
2015-06-01	NOV	National Oilwell Varco	D	-2.91	0.10					
2015-06-01	ZBH	Zimmer Biomet	C	-1.84	0.30	ALXN	Alexion Pharmaceuticals	A	3.00	0.30
2015-06-01	HOG	Harley-davidson	D	-2.87	0.10	DLPH	Delphi Automotive	A	2.74	0.10
2015-06-01	HRB	H.& R.block	D	-2.85	0.40	DIS	Walt Disney	A	2.64	0.40
2015-06-01	ADSK	Autodesk	C	-1.86	0.30	CSC	Computer Sciences	A	2.50	0.30
2015-06-01	KO	Coca-cola	D	-2.85	1.10	WHR	Whirlpool	A	2.57	1.10
2015-06-01	KSU	Kansas City Southern	D	-2.88	0.30	CTAS	Cintas	A	2.54	0.30
2015-06-01	SAB	SabMiller	C	-1.85	0.40	NI	Nisource	A	3.00	0.40
2015-06-01	COP	Conocophillips	D	-2.88	0.50	TSO	Tesoro	A	2.31	0.50

Date	Ticker	Name	R	SM	W (%)	Ticker	Name	R	SM	W (%)
2015-06-01	DGE	Diageo	C	-1.85	0.50	HCA	Hca	A	2.78	0.50
2015-06-01		Unisys Corp	D	-2.89	0.30	LRCX	Lam Research	A	2.44	0.30
2015-06-01	BTI	British American Tobacco Adr	D	-2.85	1.00	SNA	Snap-on	A	2.54	1.00
2015-06-01	MRVL	Marvell Technology	C	-1.86	0.20	SWKS	Skyworks Solutions	A	2.40	0.20
2015-06-01	QCOM	Qualcomm	D	-2.84	1.70	BRCM	Broadcom Corp	A	2.37	1.70
2015-06-01	OII	Oceaneering International Potash	D	-2.88	0.40	NFX	Newfield Exploration	A	2.27	0.40
2015-06-01	POT	Corporation Of Saskatchewan	C	-1.86	0.20	HUM	Humana	A	2.56	0.20
2015-06-01	MTW	Manitowoc	D	-2.86	0.10	FISV	Fiserv	A	2.50	0.10
2015-06-01	PEP	Pepsico	C	-1.84	0.30	EA	Electronic Arts	A	2.50	0.30
2015-06-01	VIAB	Viacom	D	-2.87	0.60	ORLY	O'reilly Automotive	A	2.46	0.60
2015-06-01	USB	Us Bancorp	C	-1.84	0.70	EFX	Equifax	A	2.56	0.70
2015-06-01	RXN	Rexnord	D	-2.84	0.10	R	Ryder System	A	2.46	0.10
2015-06-01	WAGE	Wageworks	C	-1.89	0.10	NOC	Northrop Grumman	A	2.41	0.10
2015-06-01	LVS	Las Vegas Sands	D	-2.86	0.20	CAH	Cardinal Health	A	2.38	0.20
2015-06-01	JOY	Joy Global	D	-2.90	0.20					
2015-06-01	CVX	Chevron	D	-2.87	1.60	MPC	Marathon Petroleum	A	2.23	1.60
2015-06-01	ACTG	Acacia Research	D	-2.91	0.20					
2015-06-01	UPS	United Parcel Service	D	-2.85	1.00	APH	Amphenol	A	2.37	1.00
2015-06-01	CSLT	Castlight Health	D	-2.96	0.00					
2015-06-01	LL	Lumber Liquidators	D	-2.95	0.10					
2015-06-01	KEYW	Keyw	D	-2.89	0.00	INTU	Intuit	A	2.31	0.00
2015-06-01	IPI	Intrepid Potash	D	-2.88	0.10	NEM	Newmont Mining	A	2.25	0.10
2015-06-01	CSOD	Cornerstone Ondemand	D	-2.85	0.20	NVDA	Nvidia	A	2.31	0.20
2015-06-01	NDLS	Noodles	D	-2.91	0.10					
2015-06-01	KORS	Michael Kors	D	-2.92	0.10					
2015-06-01	GOOG	Alphabet	D	-2.85	1.20	RHT	Red Hat	A	2.28	1.20
2015-07-01	AMGN	Amgen	C	-1.85	1.00	ALXN	Alexion Pharmaceuticals	A	3.00	1.00
2015-07-01	SU	Suncor Energy	D	-2.86	1.40	NI	Nisource	A	2.96	1.40
2015-07-01	APA	Apache	D	-2.87	0.80	TSO	Tesoro	A	2.31	0.80
2015-07-01	ARG	Airgas Inc	D	-2.85	0.50	SIAL	Sigma Aldrich	A	2.35	0.50
2015-07-01	KKR	Kkr	C	-1.84	0.20	MHFI	McGraw Hill Fin	A	2.61	0.20
2015-07-01	MGGT	Meggitt	C	-1.87	0.10	EFX	Equifax	A	2.55	0.10
2015-07-01	STAN	Standard Chartered	C	-1.84	0.60	HUM	Humana	A	2.50	0.60
2015-07-01	SM	Sm Energy	D	-2.92	0.10					
2015-07-01	MON	Monsanto	D	-2.86	1.00	HBI	Hanesbrands	A	3.00	1.00
2015-07-01	DD	E.i. Du Pont De Nemours	C	-1.87	0.20	CF	Cf Industries	A	2.32	0.20
2015-07-01	EMC	EMC Corp	D	-2.86	0.90	AVGO	Avago Technologies	A	2.66	0.90
2015-07-01	ESV	Ensco	D	-2.94	0.50					
2015-07-01	NOV	National Oilwell Varco	D	-2.91	0.10					
2015-07-01		Fidelity National Information Services	C	-1.85	0.20	CTAS	Cintas	A	2.53	0.20
2015-07-01	ZBH	Zimmer Biomet	C	-1.85	0.30	HCA	Hca	A	2.86	0.30
2015-07-01	HOG	Harley-davidson	D	-2.87	0.10	DLPH	Delphi Automotive	A	2.73	0.10
2015-07-01	GSK	Glaxosmithkline Adr	D	-2.85	1.20	AET	Aetna	A	2.58	1.20
2015-07-01	HRB	H.& R.block	D	-2.86	0.30	DIS	Walt Disney	A	2.66	0.30
2015-07-01	ADSK	Autodesk	C	-1.87	0.20	CSC	Computer Sciences	A	2.49	0.20
2015-07-01	KO	Coca-cola	D	-2.85	1.10	SNA	Snap-on	A	2.56	1.10
2015-07-01	KSU	Kansas City Southern	D	-2.88	0.30	FISV	Fiserv	A	2.52	0.30
2015-07-01	SAB	Sabmiller	C	-1.85	0.30	HSP	Hospira	A	2.48	0.30
2015-07-01	NBL	Noble Energy	D	-2.87	0.10	NFX	Newfield Exploration	A	2.26	0.10
2015-07-01	NSC	Norfolk Southern	D	-2.87	0.30	R	Ryder System	A	2.44	0.30
2015-07-01	COP	Conocophillips	D	-2.88	0.50	VLO	Valero Energy	A	2.24	0.50
2015-07-01	PAYX	Paychex	C	-1.85	0.60	NOC	Northrop Grumman	A	2.41	0.60
2015-07-01	PG	Procter & Gamble	D	-2.86	1.70	EA	Electronic Arts	A	2.54	1.70

Date	Ticker	Name	R	SM	W (%)	Ticker	Name	R	SM	W (%)
2015-07-01	DGE	Diageo	C	-1.84	0.60	MNK	Mallinckrodt	A	2.48	0.60
2015-07-01		Unisys Corp	D	-2.89	0.40	LRCX	Lam Research	A	2.44	0.40
2015-07-01	BTI	British American Tobacco Adr	D	-2.84	1.00	WHR	Whirlpool	A	2.52	1.00
2015-07-01	UNFI	United Natural Foods	C	-1.87	0.10	ORLY	O'reilly Automotive	A	2.48	0.10
2015-07-01	MRVL	Marvell Technology	C	-1.87	0.20	SWKS	Skyworks Solutions	A	2.38	0.20
2015-07-01	QCOM	Qualcomm	D	-2.85	1.60	BRCM	Broadcom Corp	A	2.35	1.60
2015-07-01	OII	Oceaneering International	D	-2.89	0.40	MPC	Marathon Petroleum	A	2.24	0.40
2015-07-01	POT	Potash Corporation Of Saskatchewan	C	-1.86	0.30	ALL	Allstate	A	2.48	0.30
2015-07-01	PEP	Pepsico	C	-1.84	0.30	HRL	Hormel Foods	A	2.33	0.30
2015-07-01	VIAB	Viacom	D	-2.88	0.60	EXPE	Expedia	A	2.37	0.60
2015-07-01	SBGI	Sinclair Broadcast	C	-1.85	0.30	CAH	Cardinal Health	A	2.36	0.30
2015-07-01	JAZZ	Jazz Pharmaceuticals	C	-1.84	0.30	ANTM	Anthem	A	2.51	0.30
2015-07-01	GWR	Genesee & Wyoming	D	-2.88	0.10	APH	Amphenol	A	2.37	0.10
2015-07-01	TWTR	Twitter	D	-2.89	0.40	INTU	Intuit	A	2.29	0.40
2015-07-01	RXN	Rexnord	D	-2.85	0.10	GD	General Dynamics	A	2.36	0.10
2015-07-01	WAGE	Wageworks	C	-1.90	0.00	COL	Rockwell Collins	A	2.33	0.00
2015-07-01	LVS	Las Vegas Sands	D	-2.85	0.30	KR	Kroger	A	2.34	0.30
2015-07-01	JOY	Joy Global	D	-2.91	0.10					
2015-07-01	CVX	Chevron	D	-2.88	1.50	PSX	Phillips 66	A	2.23	1.50
2015-07-01	ACTG	Acacia Research	D	-2.93	0.10					
2015-07-01	UPS	United Parcel Service	D	-2.86	1.00		Minnesota Mng.& Mfg	A	2.31	1.00
2015-07-01	LL	Lumber Liquidators	D	-2.95	0.10					
2015-07-01	TEL	Te Connectivity	C	-1.85	0.10	VMC	Vulcan Materials Co	A	2.30	0.10
2015-07-01	IPI	Intrepid Potash	D	-2.87	0.10	AVY	Avery Dennison	A	2.25	0.10
2015-07-01	KORS	Michael Kors	D	-2.93	0.10					
2015-07-01	ADT	ADT Corporation	C	-1.87	0.50	TXT	Textron	A	2.29	0.50
2015-08-03	AAPL	Apple	C	-1.85	3.40	AVGO	Avago Technologies	A	2.61	3.40
2015-08-03	APA	Apache	D	-2.89	0.70	TSO	Tesoro	A	2.34	0.70
2015-08-03	APC	Anadarko Petroleum	D	-2.87	0.10	VLO	Valero Energy	A	2.24	0.10
2015-08-03	ARG	Airgas Inc	D	-2.86	0.50	SIAL	Sigma Aldrich	A	2.35	0.50
2015-08-03	MGGT	Meggitt	C	-1.87	0.10	EFX	Equifax	A	2.58	0.10
2015-08-03	STAN	Standard Chartered	C	-1.85	0.60	WHR	Whirlpool	A	2.53	0.60
2015-08-03	SM	Sm Energy	D	-2.93	0.10					
2015-08-03	MON	Monsanto	D	-2.86	1.00	DLPH	Delphi Automotive	A	2.66	1.00
2015-08-03	CSX	Csx	C	-1.86	0.90	FISV	Fiserv	A	2.54	0.90
2015-08-03	DD	E.i. Du Pont De Nemours	D	-2.88	0.20	CF	Cf Industries	A	2.29	0.20
2015-08-03		Cobalt International Energy	C	-1.88	0.30	MPC	Marathon Petroleum	A	2.23	0.30
2015-08-03	ESV	Ensco	D	-2.95	0.40					
2015-08-03	FCX	Freeport-mcmoran	D	-2.92	0.30					
2015-08-03	NOV	National Oilwell Varco	D	-2.92	0.10					
2015-08-03		Fidelity National Information Services	C	-1.84	0.20	CTAS	Cintas	A	2.53	0.20
2015-08-03	GE	General Electric	C	-1.84	3.20	NOC	Northrop Grumman	A	2.45	3.20
2015-08-03	ZBH	Zimmer Biomet	C	-1.86	0.30	ALXN	Alexion Pharmaceuticals	A	3.00	0.30
2015-08-03	HOG	Harley-davidson	D	-2.86	0.10	SNA	Snap-on	A	2.57	0.10
2015-08-03	GSK	Glaxosmithkline Adr	D	-2.85	1.20	HCA	Hca	A	2.88	1.20
2015-08-03	IBM	IBM	C	-1.85	1.10	CSC	Computer Sciences	A	2.48	1.10
2015-08-03	IR	Ingersoll-rand	C	-1.86	0.20	GD	General Dynamics	A	2.38	0.20
2015-08-03	ADSK	Autodesk	D	-2.86	0.20	LRCX	Lam Research	A	2.40	0.20
2015-08-03	JBHT	J.b.hunt Transport Services	C	-1.85	0.40	VMC	Vulcan Materials Co	A	2.32	0.40
2015-08-03	JNJ	Johnson & Johnson	D	-2.84	0.80	AET	Aetna	A	2.51	0.80

Date	Ticker	Name	R	SM	W (%)	Ticker	Name	R	SM	W (%)
2015-08-03	KSU	Kansas City Southern	D	-2.87	0.30		Minnesota Mng.& Mfg	A	2.30	0.30
2015-08-03	SAB	SabMiller	C	-1.85	0.30	ALL	Allstate	A	2.51	0.30
2015-08-03	MSFT	Microsoft	C	-1.84	2.40	BRCM	Broadcom Corp	A	2.34	2.40
2015-08-03	NBL	Noble Energy	D	-2.89	0.10	PSX	Phillips 66	A	2.22	0.10
2015-08-03	NSC	Norfolk Southern	D	-2.88	0.20	SEE	Sealed Air	A	2.30	0.20
2015-08-03	COP	Conocophillips	D	-2.90	0.40					
2015-08-03	PAYX	Paychex	C	-1.85	0.60	SHW	Sherwin-williams	A	2.28	0.60
2015-08-03	PG	Procter & Gamble	D	-2.86	1.70	EA	Electronic Arts	A	2.56	1.70
2015-08-03	DGE	Diageo	C	-1.84	0.50	MNK	Mallinckrodt	A	2.50	0.50
2015-08-03	SLB	Schlumberger	C	-1.85	0.30	FSLR	First Solar	A	2.18	0.30
2015-08-03		Unisys Corp	D	-2.91	0.30					
2015-08-03	VMI	Valmont Industries	D	-2.85	0.20	PLL	Pall Corp	A	2.27	0.20
2015-08-03	WDC	Western Digital	D	-2.87	0.20	INTU	Intuit	A	2.30	0.20
2015-08-03	UNFI	United Natural Foods	D	-2.91	0.10					
2015-08-03	MRVL	Marvell Technology	C	-1.87	0.20	RHT	Red Hat	A	2.28	0.20
2015-08-03	COG	Cabot Oil & Gas	C	-1.88	0.20	HAL	Halliburton	B	1.18	0.20
2015-08-03	QCOM	Qualcomm	D	-2.85	1.80	FB	Facebook	A	2.28	1.80
2015-08-03	OII	Oceaneering International Potash	D	-2.91	0.30					
2015-08-03	POT	Corporation Of Saskatchewan	D	-2.87	0.30	HSP	Hospira	A	2.49	0.30
2015-08-03	IMO	Imperial Oil	D	-2.85	0.70	HSIC	Henry Schein	A	2.48	0.70
2015-08-03	VIAB	Viacom	D	-2.89	0.60	DIS	Walt Disney	A	2.70	0.60
2015-08-03	MCK	Mckesson	C	-1.85	0.90	ORLY	O'reilly Automotive	A	2.50	0.90
2015-08-03	SBGI	Sinclair Broadcast	C	-1.85	0.30	EXPE	Expedia	A	2.43	0.30
2015-08-03	RRC	Range Resources	D	-2.90	0.00					
2015-08-03	GWR	Genesee & Wyoming	D	-2.88	0.20	TSS	Total System Services	A	2.27	0.20
2015-08-03	TWTR	Twitter	D	-2.91	0.40					
2015-08-03	RXN	Rexnord	D	-2.87	0.10	ALLE	Allegion	A	2.26	0.10
2015-08-03	VZ	Verizon Communications	D	-2.85	1.30	T	At&t	A	2.17	1.30
2015-08-03	WAGE	Wageworks	D	-2.87	0.10	MAS	Masco	A	2.24	0.10
2015-08-03	LVS	Las Vegas Sands	D	-2.84	0.30	NFLX	Netflix	A	2.41	0.30
2015-08-03	JOY	Joy Global	D	-2.93	0.10					
2015-08-03	CVX	Chevron	D	-2.89	1.40	EQT	Eqst	B	1.17	1.40
2015-08-03	ACTG	Acacia Research	D	-2.92	0.10					
2015-08-03	LL	Lumber Liquidators	D	-2.96	0.10					
2015-08-03	IPI	Intrepid Potash	D	-2.91	0.00					
2015-08-03	KMI	Kinder Morgan	C	-1.87	0.20	MHFI	McGraw Hill Fin	A	2.61	0.20
2015-08-03	KORS	Michael Kors	D	-2.94	0.10					
2015-08-03	ADT	ADT Corporation	D	-2.87	0.50	MLM	Martin Marietta Materials	A	2.24	0.50
2015-08-03	DYN	Dynergy	C	-1.88	0.10	NI	Nisource	A	3.00	0.10
2015-09-01	AAPL	Apple	C	-1.87	3.40	LRCX	Lam Research	A	2.37	3.40
2015-09-01	APA	Apache	D	-2.90	0.80	TSO	Tesoro Cameron International Corp.	A	2.32	0.80
2015-09-01	APC	Anadarko Petroleum	D	-2.88	0.10	CAM	International Corp.	A	2.26	0.10
2015-09-01	CNE	Cairn Energy	D	-2.87	0.10	NDAQ	Nasdaq	A	2.39	0.10
2015-09-01	LLOY	Lloyds Banking	C	-1.86	0.00	HRL	Hormel Foods	A	2.35	0.00
2015-09-01	MGGT	Meggitt	C	-1.87	0.00	BLK	Blackrock	A	2.35	0.00
2015-09-01	STAN	Standard Chartered	D	-2.89	0.30	UAA	Under Armour	A	2.34	0.30
2015-09-01	TSCO	Tesco	D	-2.88	0.10	VRTX	Vertex Pharmaceuticals	A	2.32	0.10
2015-09-01	ALNY	Alnylam Pharmaceuticals	C	-1.88	0.10	ALXN	Alexion Pharmaceuticals	A	3.00	0.10
2015-09-01	SM	Sm Energy	D	-2.94	0.10					
2015-09-01	MON	Monsanto	D	-2.87	1.10	DLPH	Delphi Automotive	A	2.61	1.10
2015-09-01	CSX	Csx	D	-2.88	0.90	CTAS	Cintas	A	2.52	0.90
2015-09-01	BX	Blackstone	C	-1.88	0.30	MHFI	McGraw Hill Fin	A	2.56	0.30
2015-09-01	DD	E.i. Du Pont De Nemours	D	-2.89	0.20	SIAL	Sigma Aldrich	A	2.35	0.20
2015-09-01	YUM	Yum Brands	C	-1.86	0.80	DIS	Walt Disney	A	2.57	0.80
2015-09-01		Cobalt International Energy	D	-2.87	0.30	PSX	Phillips 66	A	2.22	0.30
2015-09-01	EMR	Emerson Electric	D	-2.88	0.40	FISV	Fiserv	A	2.51	0.40

Date	Ticker	Name	R	SM	W (%)	Ticker	Name	R	SM	W (%)
2015-09-01	ESV	Ensco	D	-2.95	0.50					
2015-09-01	FCX	Freeport-mcmoran	D	-2.93	0.30					
2015-09-01	NOV	National Oilwell Varco	D	-2.92	0.20					
2015-09-01	GE	General Electric	C	-1.86	3.30	NOC	Northrop Grumman	A	2.41	3.30
2015-09-01	STT	State Street	C	-1.86	1.70	EFX	Equifax	A	2.54	1.70
2015-09-01	ZBH	Zimmer Biomet	C	-1.86	0.30	HCA	Hca	A	2.80	0.30
2015-09-01	GSK	Glaxosmithkline Adr	D	-2.85	1.20	AET	Aetna	A	2.50	1.20
2015-09-01	HP	Helmerich & Payne	D	-2.88	0.00	VLO	Valero Energy	A	2.22	0.00
2015-09-01	IBM	IBM	D	-2.86	1.10	BRCM	Broadcom Corp	A	2.33	1.10
2015-09-01	IR	Ingersoll-rand	C	-1.87	0.20	GD	General Dynamics	A	2.35	0.20
2015-09-01	ADSK	Autodesk	D	-2.88	0.20	RHT	Red Hat	A	2.25	0.20
2015-09-01	JBHT	J.b.hunt Transport Services	C	-1.87	0.40	VMC	Vulcan Materials Co	A	2.32	0.40
2015-09-01	JNJ	Johnson & Johnson	D	-2.85	0.80	HSP	Hospira	A	2.49	0.80
2015-09-01	KSU	Kansas City Southern	D	-2.88	0.30	SEE	Sealed Air	A	2.28	0.30
2015-09-01	SAB	SabMiller	D	-2.87	0.20	SYK	Stryker	A	2.32	0.20
2015-09-01	MDT	Medtronic	C	-1.85	0.20	HUM	Humana	A	2.46	0.20
2015-09-01	MSFT	Microsoft	C	-1.86	2.40	INTU	Intuit	A	2.24	2.40
2015-09-01	NBL	Noble Energy	D	-2.90	0.10		Minnesota Mng.& Mfg	A	2.28	0.20
2015-09-01	NSC	Norfolk Southern	D	-2.89	0.20		Total System Services	A	2.26	0.60
2015-09-01	COP	Conocophillips	D	-2.91	0.50	TSS	Total System Services	A	2.26	0.60
2015-09-01	PAYX	Paychex	C	-1.86	0.60	SNA	Snap-on	A	2.54	1.70
2015-09-01	PG	Procter & Gamble	D	-2.88	1.70	KR	Kroger	A	2.32	0.60
2015-09-01	DGE	Diageo	C	-1.85	0.60	MPC	Marathon Petroleum	A	2.20	0.30
2015-09-01	SLB	Schlumberger	D	-2.86	0.30		Martin Marietta Materials	A	2.25	0.40
2015-09-01		Unisys Corp	D	-2.93	0.30	MLM	Martin Marietta Materials	A	2.25	0.40
2015-09-01	UTX	United Technologies	D	-2.88	0.40	ALLE	Allegion	A	2.24	0.10
2015-09-01	VMI	Valmont Industries	D	-2.86	0.10	FFIV	F5 Networks	A	2.24	0.20
2015-09-01	WDC	Western Digital	D	-2.88	0.20	EA	Electronic Arts	A	2.50	0.50
2015-09-01	WMB	Williams Companies	C	-1.87	0.50		Verisign	A	2.24	0.20
2015-09-01	UNFI	United Natural Foods	D	-2.90	0.20	VRSN	Verisign	A	2.24	0.20
2015-09-01	MRVL	Marvell Technology	D	-2.89	0.20	UNH	Unitedhealth	A	2.44	1.30
2015-09-01	BSX	Boston Scientific	C	-1.86	1.30	MAS	Masco	A	2.24	0.00
2015-09-01	A	Agilent Technologies	D	-2.87	0.00	WHR	Whirlpool	A	2.49	0.20
2015-09-01	COG	Cabot Oil & Gas	D	-2.89	0.20	ALTR	Altera Corp.	A	2.23	1.70
2015-09-01	QCOM	Qualcomm	D	-2.87	1.70		C R Bard	A	2.32	0.30
2015-09-01	OII	Oceaneering International Potash	D	-2.90	0.40	BCR	C R Bard	A	2.32	0.30
2015-09-01	POT	Corporation Of Saskatchewan	D	-2.88	0.30	BK	Bank Of New York Mellon	A	2.31	0.70
2015-09-01	IMO	Imperial Oil	D	-2.87	0.70	CI	Cigna	A	2.31	0.40
2015-09-01	SYNN	Syngenta	C	-1.87	0.40		O'reilly Automotive	A	2.48	0.90
2015-09-01	VIAB	Viacom	D	-2.92	0.70	NFLX	Netflix	A	2.39	0.30
2015-09-01	MCK	Mckesson	C	-1.87	0.90		Accenture Cl A	A	2.20	0.30
2015-09-01	SBGI	Sinclair Broadcast	C	-1.87	0.30	PCP	Precision Castparts	A	2.20	0.20
2015-09-01	RRC	Range Resources	D	-2.90	0.10	EXPE	Expedia	A	2.38	0.20
2015-09-01	MEG	Meg Energy	D	-2.93	0.00		Perkinelmer	A	2.19	0.20
2015-09-01	HUBG	Hub	C	-1.86	0.30	PKI	Perkinelmer	A	2.19	0.20
2015-09-01	GWR	Genesee & Wyoming	D	-2.89	0.20	T	At&t	A	2.16	1.20
2015-09-01	LBTYA	Liberty Global	C	-1.86	0.20		Automatic Data Processing	A	2.19	0.00
2015-09-01	TWTR	Twitter	D	-2.91	0.40					
2015-09-01	RXN	Rexnord	D	-2.88	0.20					
2015-09-01	VZ	Verizon Communications	D	-2.85	1.20					
2015-09-01	WAGE	Wageworks	D	-2.89	0.00					

Date	Ticker	Name	R	SM	W (%)	Ticker	Name	R	SM	W (%)
2015-09-01	JOY	Joy Global	D	-2.94	0.10					
2015-09-01	CVX	Chevron	D	-2.90	1.50					
2015-09-01	ACTG	Acacia Research	D	-2.92	0.20					
2015-09-01	CSLT	Castlight Health	D	-2.92	0.00					
2015-09-01	WPZ	Williams Partners	D	-2.89	0.10	ATVI	Activision Blizzard	A	2.44	0.10
2015-09-01	LL	Lumber Liquidators	D	-2.97	0.20					
2015-09-01	SNI	Scripps Networks Interactive	D	-2.89	0.10	AZO	Autozone	A	2.33	0.10
2015-09-01	IPI	Intrepid Potash	D	-2.92	0.10					
2015-09-01	KMI	Kinder Morgan	D	-2.88	0.20	ALL	Allstate	A	2.42	0.20
2015-09-01	ICPT	Intercept Pharmaceuticals	C	-1.90	1.00	HSIC	Henry Schein	A	2.43	1.00
2015-09-01	CLVS	Clovis Oncology	C	-1.87	0.10	EW	Edwards Lifesciences	A	2.35	0.10
2015-09-01	KORS	Michael Kors	D	-2.93	0.10					
2015-09-01	ADT	ADT Corporation	D	-2.88	0.60	HON	Honeywell International	A	2.19	0.60
2015-09-01	DYN	Dynegy	D	-2.88	0.20	NI	Nisource	A	3.00	0.20
2015-09-01	AVGO	Broadcom	C	-1.87	0.50	GOOGL	Google Class A	A	2.21	0.50
2015-10-01	AAPL	Apple	C	-1.86	3.50	BRCM	Broadcom Corp	A	2.34	3.50
2015-10-01	MET	Metlife	D	-2.86	0.80	EFX	Equifax	A	2.55	0.80
2015-10-01	SU	Suncor Energy	D	-2.84	1.60	UAA	Under Armour	A	2.36	1.60
2015-10-01	APA	Apache	D	-2.91	0.80					
2015-10-01	APC	Anadarko Petroleum	D	-2.89	0.10	TSO	Tesoro	A	2.35	0.10
2015-10-01	ARG	Airgas Inc	D	-2.86	0.40	SIAL	Sigma Aldrich	A	2.34	0.40
2015-10-01	LLOY	Lloyds Banking Standard	C	-1.86	0.00	AMZN	Amazon.com	A	2.30	0.00
2015-10-01	STAN	Standard Chartered	D	-2.90	0.30					
2015-10-01	TSCO	Tesco	D	-2.88	0.10	UAL	United Continental	A	2.30	0.10
2015-10-01	ALNY	Alnylam Pharmaceuticals	C	-1.90	0.10	ALXN	Alexion Pharmaceuticals	A	3.00	0.10
2015-10-01	SM	Sm Energy	D	-2.94	0.10					
2015-10-01	MON	Monsanto	D	-2.89	1.00	DLPH	Delphi Automotive	A	2.66	1.00
2015-10-01	CSX	Csx	D	-2.88	0.90	FISV	Fiserv	A	2.54	0.90
2015-10-01	BX	Blackstone	C	-1.88	0.30	MHFI	McGraw Hill Fin	A	2.53	0.30
2015-10-01	DD	E.i. Du Pont De Nemours	D	-2.89	0.20	AVY	Avery Dennison	A	2.23	0.20
2015-10-01	DE	Deere	C	-1.88	0.30	CTAS	Cintas	A	2.53	0.30
2015-10-01	YUM	Yum Brands Cobalt	C	-1.86	0.60	DIS	Walt Disney Cameron International	A	2.59	0.60
2015-10-01	CIE	International Energy	D	-2.89	0.10	CAM	International Corp.	A	2.24	0.10
2015-10-01	EMC	EMC Corp	D	-2.85	1.20	VRSN	Verisign	A	2.25	1.20
2015-10-01	EMR	Emerson Electric	D	-2.88	0.40	NOC	Northrop Grumman	A	2.43	0.40
2015-10-01	ESV	Ensco	D	-2.96	0.40					
2015-10-01	ETN	Eaton	D	-2.89	0.10	GD	General Dynamics	A	2.35	0.10
2015-10-01	GMCR	Keurig Green Mountain	D	-2.94	0.00					
2015-10-01	FCX	Freeport-mcmoran	D	-2.93	0.20					
2015-10-01	FDX	Fedex	D	-2.87	0.50	VMC	Vulcan Materials Co	A	2.33	0.50
2015-10-01	NOV	National Oilwell Varco	D	-2.93	0.20					
2015-10-01	GE	General Electric	D	-2.85	3.60	TSS	Total System Services	A	2.26	3.60
2015-10-01	STT	State Street	D	-2.86	1.70	ALL	Allstate	A	2.43	1.70
2015-10-01	ZBH	Zimmer Biomet	D	-2.87	0.30	HUM	Humana	A	2.47	0.30
2015-10-01	GSK	Glaxosmithkline Adr	D	-2.86	1.20	HSIC	Henry Schein	A	2.44	1.20
2015-10-01	HP	Helmerich & Payne	D	-2.90	0.10					
2015-10-01	IBM	IBM	D	-2.86	1.10	ALTR	Altera Corp.	A	2.24	1.10
2015-10-01	IR	Ingersoll-rand	D	-2.88	0.20	SEE	Sealed Air	A	2.26	0.20
2015-10-01	ADSK	Autodesk	D	-2.89	0.20	FFIV	F5 Networks	A	2.24	0.20
2015-10-01	JBHT	J.b.hunt Transport Services	C	-1.87	0.40	MLM	Martin Marietta Materials	A	2.24	0.40
2015-10-01	JNJ	Johnson & Johnson	D	-2.85	1.00	EW	Edwards Lifesciences	A	2.39	1.00
2015-10-01	KBH	Kb Home	C	-1.87	0.20	EA	Electronic Arts	A	2.53	0.20
2015-10-01	RDN	Radian	C	-1.86	0.10	NDAQ	Nasdaq	A	2.41	0.10

Date	Ticker	Name	R	SM	W (%)	Ticker	Name	R	SM	W (%)
2015-10-01	KSU	Kansas City Southern	D	-2.88	0.30	ALLE	Allegion	A	2.24	0.30
2015-10-01	MDT	Medtronic	C	-1.86	0.40	BCR	C R Bard	A	2.32	0.40
2015-10-01	MSFT	Microsoft	C	-1.85	2.60	GOOGL	Google Class A	A	2.22	2.60
2015-10-01	NBL	Noble Energy	D	-2.91	0.10					
2015-10-01	NSC	Norfolk Southern	D	-2.89	0.30	MAS	Masco	A	2.24	0.30
2015-10-01	NTRS	Northern Trust	C	-1.86	0.70	BK	Bank Of New York Mellon	A	2.32	0.70
2015-10-01	ORCL	Oracle	D	-2.87	0.70	JNPR	Juniper Networks	A	2.21	0.70
2015-10-01	COP	Conocophillips	D	-2.91	0.50					
2015-10-01	PAYX	Paychex	C	-1.84	0.60	ACN	Accenture Cl A	A	2.21	0.60
2015-10-01	PG	Procter & Gamble	D	-2.87	1.80	SNA	Snap-on	A	2.52	1.80
2015-10-01	DGE	Diageo	D	-2.85	0.60	LB	L Brands	A	2.29	0.60
2015-10-01	SLB	Schlumberger	D	-2.88	0.30	VLO	Valero Energy	A	2.24	0.30
2015-10-01	STI	Suntrust Banks	C	-1.86	1.00	CB	Chubb	A	2.26	1.00
2015-10-01		Unisys Corp	D	-2.93	0.30					
2015-10-01	UNP	Union Pacific	D	-2.88	0.10	ADP	Automatic Data Processing	A	2.21	0.10
2015-10-01	UTX	United Technologies	D	-2.88	0.50	PCP	Precision Castparts	A	2.20	0.50
2015-10-01	VMI	Valmont Industries	D	-2.88	0.10	DHR	Danaher	A	2.20	0.10
2015-10-01	WDC	Western Digital	D	-2.89	0.20	NVDA	Nvidia	A	2.21	0.20
2015-10-01	WFC	Wells Fargo	C	-1.85	0.60	PSA	Public Storage	A	2.24	0.60
2015-10-01	WMB	Williams Companies	D	-2.89	0.50	PSX	Phillips 66	A	2.22	0.50
2015-10-01	UNFI	United Natural Foods	D	-2.91	0.20					
2015-10-01	MRVL	Marvell Technology	D	-2.91	0.20					
2015-10-01	BSX	Boston Scientific	C	-1.85	1.40	SYK	Stryker	A	2.32	1.40
2015-10-01	ESRX	Express Scripts	C	-1.86	1.00	CI	Cigna	A	2.30	1.00
2015-10-01	A	Agilent Technologies	D	-2.87	0.10	RTN	Raytheon	A	2.19	0.10
2015-10-01	COG	Cabot Oil & Gas	D	-2.90	0.20					
2015-10-01	GS	Goldman Sachs	C	-1.87	0.00	MAC	Macerich	A	2.23	0.00
2015-10-01	CMA	Comerica	D	-2.87	0.30	HIG	The Hartford Financial Services	A	2.23	0.30
2015-10-01	MTG	Mgic Investment	C	-1.87	0.40	CB	Chubb Corp	A	2.23	0.40
2015-10-01	INVA	Innoviva	D	-2.94	0.10					
2015-10-01	QCOM	Qualcomm	D	-2.88	1.70	CTXS	Citrix Systems	A	2.21	1.70
2015-10-01	OII	Oceaneering International	D	-2.91	0.40					
2015-10-01	BMRN	Biomarin Pharmaceutical	C	-1.88	0.00	LLY	Eli Lilly	A	2.29	0.00
2015-10-01	POT	Corporation Of Saskatchewan Potash	D	-2.91	0.30					
2015-10-01	IMO	Imperial Oil	D	-2.88	0.70	AN	Autonation	A	2.28	0.70
2015-10-01	SYNN	Syngenta	C	-1.88	0.40	NKE	Nike	A	2.28	0.40
2015-10-01	VIAB	Viacom	D	-2.92	0.70					
2015-10-01	JPM	Jpmorgan Chase	C	-1.85	4.50	PGR	Progressive O'reilly Automotive	A	2.22	4.50
2015-10-01	MCK	Mckesson	C	-1.87	0.90	ORLY	O'reilly Automotive	A	2.53	0.90
2015-10-01	TWX	Time Warner	D	-2.87	1.30	CM-CSK	Comcast Special A	A	2.50	1.30
2015-10-01	STJ	St Jude Medical Inc	C	-1.86	0.20	REGN	Regeneron Pharmaceuticals	A	2.28	0.20
2015-10-01	SBGI	Sinclair Broadcast	C	-1.87	0.30	EXPE	Expedia	A	2.42	0.30
2015-10-01	CVE	Cenovus Energy	D	-2.91	0.00					
2015-10-01	RRC	Range Resources	D	-2.92	0.00					
2015-10-01	C	Citigroup	C	-1.86	2.70	AIZ	Assurant	A	2.22	2.70
2015-10-01	HUBG	Hub	C	-1.86	0.30	HON	Honeywell International	A	2.19	0.30
2015-10-01	GWR	Genesee & Wyoming	D	-2.90	0.20					
2015-10-01	LBTYA	Liberty Global	C	-1.87	0.20	NFLX	Netflix	A	2.39	0.20
2015-10-01	TWTR	Twitter	D	-2.92	0.40					
2015-10-01	RXN	Rexnord	D	-2.90	0.10	LMT	Lockheed Martin	A	2.18	0.10
2015-10-01	VZ	Verizon Communications	D	-2.86	1.10	HRL	Hormel Foods	A	2.37	1.10
2015-10-01	EXC	Exelon	D	-2.86	0.20	NI	Nisource	A	3.00	0.20
2015-10-01	LVS	Las Vegas Sands	D	-2.89	0.20	KR	Kroger	A	2.35	0.20
2015-10-01	JOY	Joy Global	D	-2.96	0.10					

Date	Ticker	Name	R	SM	W (%)	Ticker	Name	R	SM	W (%)
2015-10-01	CVX	Chevron	D	-2.90	1.60					
2015-10-01	ACTG	Acacia Research	D	-2.93	0.20					
2015-10-01	ETFC	Etrade Financial	C	-1.86	0.30	ICE	Intercontinental Exchange	A	2.21	0.30
2015-10-01	STRZA	Starz	C	-1.87	0.20	AZO	Autozone	A	2.34	0.20
2015-10-01	CSLT	Castlight Health	D	-2.93	0.00					
2015-10-01	WPZ	Williams Partners	D	-2.90	0.20					
2015-10-01	LL	Lumber Liquidators	D	-2.97	0.10					
2015-10-01	KEYW	Keyw	D	-2.92	0.00					
2015-10-01	SNI	Scripps Networks Interactive	D	-2.90	0.20	CVC	Cablevision Systems Corp	A	2.31	0.20
2015-10-01	MJN	Mead Johnson Nutrition	D	-2.89	0.10	ATVI	Activision Blizzard	A	2.49	0.10
2015-10-01	IPI	Intrepid Potash	D	-2.94	0.10					
2015-10-01	LYB	Lyondellbasell Industries	D	-2.86	0.10	IFF	International Flavors & Fragrances	A	2.19	0.10
2015-10-01	KMI	Kinder Morgan	D	-2.89	0.20	RAI	Reynolds American	A	2.36	0.20
2015-10-01	ICPT	Intercept Pharmaceuticals	C	-1.91	0.90	UHS	Universal Health Services	A	2.28	0.90
2015-10-01	GNCA	Genocea Biosciences	C	-1.93	0.00	VRTX	Vertex Pharmaceuticals	A	2.28	0.00
2015-10-01	KORS	Michael Kors	D	-2.93	0.10					
2015-10-01	HDS	Hd Supply	C	-1.87	0.20	WM	Waste Management Expeditors	A	2.18	0.20
2015-10-01	ADT	ADT Corporation	D	-2.88	0.50	EXPD	International Of Washington	A	2.18	0.50
2015-10-01	DYN	Dynegy	D	-2.90	0.20	TE	Teco Energy	A	2.25	0.20
2015-10-01	TMHC	Taylor Morrison Home	C	-1.85	0.20	WHR	Whirlpool	A	2.45	0.20
2015-10-01	AVGO	Broadcom	C	-1.86	0.50	CERN	Cerner	A	2.20	0.50
2015-11-02	AAPL	Apple	C	-1.85	3.50	BRCM	Broadcom Corp	A	2.35	3.50
2015-11-02	ABT	Abbott Laboratories	D	-2.85	0.40	HSIC	Henry Schein	A	2.50	0.40
2015-11-02	MET	Metlife	D	-2.85	0.80	EFX	Equifax	A	2.61	0.80
2015-11-02	APA	Apache	D	-2.89	1.00	TSO	Tesoro Cameron International Corp.	A	2.39	1.00
2015-11-02	APC	Anadarko Petroleum	D	-2.88	0.10	CAM	International Corp.	A	2.27	0.10
2015-11-02	ARG	Airgas Inc	D	-2.85	0.40	SIAL	Sigma Aldrich	A	2.35	0.40
2015-11-02	KKR	Kkr	D	-2.88	0.30	MHFI	McGraw Hill Fin	A	2.56	0.30
2015-11-02	BEN	Franklin Resources	D	-2.88	0.00	NDAQ	Nasdaq	A	2.47	0.00
2015-11-02	LLOY	Lloyds Banking	D	-2.86	0.00	AN	Autonation	A	2.31	0.00
2015-11-02	STAN	Standard Chartered	D	-2.89	0.30	CVC	Cablevision Systems Corp	A	2.31	0.30
2015-11-02	TSCO	Tesco	D	-2.88	0.00	SWK	Stanley Black & Decker	A	2.30	0.00
2015-11-02	ALNY	Alnylam Pharmaceuticals	D	-2.89	0.10	HUM	Humana	A	2.47	0.10
2015-11-02	SM	Sm Energy	D	-2.94	0.10					
2015-11-02	MON	Monsanto	D	-2.88	1.00	DLPH	Delphi Automotive	A	2.72	1.00
2015-11-02	CSX	Csx	D	-2.88	0.80	FISV	Fiserv	A	2.60	0.80
2015-11-02	CVS	Cvs Health	C	-1.85	0.50	DIS	Walt Disney	A	2.66	0.50
2015-11-02	BX	Blackstone	C	-1.87	0.30	BK	Bank Of New York Mellon	A	2.35	0.30
2015-11-02	DE	Deere	D	-2.86	0.30	CTAS	Cintas	A	2.58	0.30
2015-11-02	YUM	Yum Brands	C	-1.87	0.60	ORLY	O'reilly Automotive	A	2.57	0.60
2015-11-02	CIE	Cobalt International Energy	D	-2.88	0.10	PSX	Phillips 66	A	2.26	0.10
2015-11-02	EMR	Emerson Electric	D	-2.87	0.40	NOC	Northrop Grumman	A	2.49	0.40
2015-11-02	ESV	Ensco	D	-2.95	0.40					
2015-11-02	ETN	Eaton	D	-2.87	0.10	GD	General Dynamics	A	2.38	0.10
2015-11-02	FCX	Freeport-mcmoran	D	-2.92	0.20					
2015-11-02	FDX	Fedex	D	-2.86	0.60	VMC	Vulcan Materials Co	A	2.34	0.60
2015-11-02	FITB	Fifth Third Bancorp	D	-2.85	0.20	CB	Chubb	A	2.29	0.20
2015-11-02	NOV	National Oilwell Varco	D	-2.93	0.20					

Date	Ticker	Name	R	SM	W (%)	Ticker	Name	R	SM	W (%)
2015-11-02	STT	State Street	D	-2.86	1.50	PSA	Public Storage	A	2.26	1.50
2015-11-02	ZBH	Zimmer Biomet	D	-2.85	0.30	EW	Edwards Lifesciences	A	2.41	0.30
2015-11-02	HOG	Harley-davidson	D	-2.86	0.10	SNA	Snap-on	A	2.58	0.10
2015-11-02	GSK	Glaxosmithkline Adr	D	-2.84	1.30	REGN	Regeneron Pharmaceuticals	A	2.35	1.30
2015-11-02	HP	Helmerich & Payne	D	-2.88	0.10	NFX	Newfield Exploration	A	2.25	0.10
2015-11-02	IBM	IBM	D	-2.87	1.00	VRSN	Verisign	A	2.29	1.00
2015-11-02	MS	Morgan Stanley	D	-2.86	1.10	MAC	Macerich	A	2.26	1.10
2015-11-02	IR	Ingersoll-rand	D	-2.86	0.20	TSS	Total System Services	A	2.30	0.20
2015-11-02	JBHT	J.b.hunt Transport Services	D	-2.86	0.40	SEE	Sealed Air	A	2.28	0.40
2015-11-02	KBH	Kb Home	D	-2.87	0.20	EA	Electronic Arts	A	2.57	0.20
2015-11-02	RDN	Radian	C	-1.88	0.10	PGR	Progressive	A	2.24	0.10
2015-11-02	KSU	Kansas City Southern	D	-2.86	0.30	ALLE	Allegion	A	2.27	0.30
2015-11-02	MDT	Medtronic	C	-1.84	0.50	VRTX	Vertex Pharmaceuticals	A	2.33	0.50
2015-11-02	NBL	Noble Energy	D	-2.88	0.10	FSLR	First Solar	A	2.24	0.10
2015-11-02	NSC	Norfolk Southern	D	-2.89	0.20	MAS	Masco	A	2.27	0.20
2015-11-02	NTRS	Northern Trust	C	-1.85	0.70	CB	Chubb Corp	A	2.24	0.70
2015-11-02	ORCL	Oracle	D	-2.86	0.70	JNPR	Juniper Networks	A	2.26	0.70
2015-11-02	COP	Conocophillips	D	-2.89	0.60	XEC	Cimarex Energy	A	2.20	0.60
2015-11-02	PG	Procter & Gamble	D	-2.86	1.80	ATVI	Activision Blizzard	A	2.55	1.80
2015-11-02	SLB	Schlumberger	D	-2.85	0.40	RIG	Transocean	B	1.24	0.40
2015-11-02	STI	Suntrust Banks	C	-1.84	1.10	ICE	Intercontinental Exchange	A	2.24	1.10
2015-11-02		Unisys Corp	D	-2.92	0.30					
2015-11-02	UNP	Union Pacific	D	-2.88	0.10	MLM	Martin Marietta Materials	A	2.24	0.10
2015-11-02	UTX	United Technologies	D	-2.87	0.50	ACN	Accenture Cl A	A	2.23	0.50
2015-11-02	VMI	Valmont Industries	D	-2.86	0.10	ADP	Automatic Data Processing	A	2.22	0.10
2015-11-02	INSM	Insmad	C	-1.88	0.10	BCR	C R Bard	A	2.32	0.10
2015-11-02	WDC	Western Digital	D	-2.90	0.20					
2015-11-02	WFC	Wells Fargo	D	-2.84	0.60	HIG	The Hartford Financial Services	A	2.23	0.60
2015-11-02	WMB	Williams Companies	D	-2.89	0.50	PXD	Pioneer Natural Resources	B	1.22	0.50
2015-11-02	UNFI	United Natural Foods	D	-2.90	0.20	CM-CSK	Comcast Special A	A	2.54	0.20
2015-11-02	ALR	Alere	C	-1.86	1.20	CI	Cigna	A	2.29	1.20
2015-11-02	MRVL	Marvell Technology	D	-2.92	0.10					
2015-11-02	TEVA	Teva Pharmaceutical Industries Adr	C	-1.86	1.20	LLY	Eli Lilly	A	2.28	1.20
2015-11-02	ESRX	Express Scripts	C	-1.84	0.90	XRAY	Dentsply Intl Laboratory Corp Of America	A	2.23	0.90
2015-11-02	BIIB	Biogen	D	-2.89	0.60	LH	Laboratory Corp Of America	A	2.22	0.60
2015-11-02	A	Agilent Technologies	D	-2.85	0.10	DHR	Danaher	A	2.22	0.10
2015-11-02	COG	Cabot Oil & Gas	D	-2.90	0.20	EOG	Eog Resources	B	1.21	0.20
2015-11-02	GS	Goldman Sachs	D	-2.86	0.10	AIZ	Assurant	A	2.23	0.10
2015-11-02	CMA	Comerica	D	-2.86	0.30	TRV	Travelers Companies	A	2.23	0.30
2015-11-02	MTG	Mgic Investment	C	-1.86	0.40	CBG	Cbre	A	2.23	0.40
2015-11-02	INVA	Innoviva	D	-2.93	0.10					
2015-11-02	QCOM	Qualcomm	D	-2.86	1.80	ALTR	Altera Corp.	A	2.25	1.80
2015-11-02	BMRN	Biomarin Pharmaceutical	C	-1.87	0.20	BDX	Becton Dickinson	A	2.21	0.20
2015-11-02	POT	Potash Corporation Of Saskatchewan	D	-2.90	0.40					
2015-11-02	IMO	Imperial Oil	D	-2.87	0.70	LB	L Brands	A	2.30	0.70
2015-11-02	SYNN	Syngenta	C	-1.87	0.40	NKE	Nike	A	2.29	0.40
2015-11-02	VIAB	Viacom	D	-2.90	0.80					
2015-11-02	JPM	Jpmorgan Chase	C	-1.84	4.30	XL	XL	A	2.22	4.30
2015-11-02	MCK	Mckesson	D	-2.88	0.80	EXPE	Expedia	A	2.47	0.80
2015-11-02	TWX	Time Warner	D	-2.86	1.30	AMZN	Amazon.com	A	2.36	1.30
2015-11-02	STJ	St Jude Medical Inc	C	-1.86	0.20	PFE	Pfizer	A	2.21	0.20

Date	Ticker	Name	R	SM	W (%)	Ticker	Name	R	SM	W (%)
2015-11-02	USB	Us Bancorp	D	-2.85	1.00	CINF	Cincinnati Financial	A	2.20	1.00
2015-11-02	ACT	Actavis	C	-1.85	0.30	PRGO	Perrigo	A	2.21	0.30
2015-11-02	RRC	Range Resources	D	-2.92	0.10					
2015-11-02	CLDX	Celldex Therapeutics	D	-2.93	0.00					
2015-11-02	C	Citigroup	D	-2.84	2.60	KIM	Kimco Realty	A	2.20	2.60
2015-11-02	JAZZ	Jazz Pharmaceuticals	D	-2.88	0.30	PDCO	Patterson Companies	A	2.21	0.30
2015-11-02	HUBG	Hub	C	-1.85	0.30	RTN	Raytheon	A	2.21	0.30
2015-11-02	GWR	Genesee & Wyoming	D	-2.89	0.30	ROP	Roper Technologies	A	2.21	0.30
2015-11-02	TWTR	Twitter	D	-2.91	0.40					
2015-11-02	RXN	Rexnord	D	-2.89	0.20	HON	Honeywell International	A	2.20	0.20
2015-11-02	VZ	Verizon Communications	D	-2.85	1.00	FTR	Frontier Communications	B	1.19	1.00
2015-11-02	EXC	Exelon	D	-2.86	0.30	NI	Nisource	A	3.00	0.30
2015-11-02	LVS	Las Vegas Sands	D	-2.85	0.20	AZO	Autozone	A	2.36	0.20
2015-11-02	JOY	Joy Global	D	-2.95	0.10					
2015-11-02	GLNG	Golar Lng	D	-2.90	0.10					
2015-11-02	CVX	Chevron	D	-2.88	1.80	XOM	Exxon Mobil	B	1.21	1.80
2015-11-02	TXMD	Therapeuticsmd	C	-1.87	0.10	TMO	Thermo Fisher Scientific	A	2.20	0.10
2015-11-02	ETFC	Etrade Financial	C	-1.85	0.30	SPG	Simon Property	A	2.20	0.30
2015-11-02	TSLA	Tesla	C	-1.87	0.00	RAI	Reynolds American	A	2.40	0.00
2015-11-02	PFG	Principal Financial	D	-2.85	0.30	HBAN	Huntington Bancshares	A	2.20	0.30
2015-11-02	CSLT	Castlight Health	D	-2.92	0.00					
2015-11-02	RF	Regions Financial	D	-2.85	0.50	O	Realty Income	A	2.19	0.50
2015-11-02	WPZ	Williams Partners	D	-2.90	0.30					
2015-11-02	LL	Lumber Liquidators	D	-2.97	0.10					
2015-11-02	KEYW	Keyw	D	-2.89	0.00	NVDA	Nvidia	A	2.25	0.00
2015-11-02	SNI	Scripps Networks Interactive	D	-2.87	0.30	UAL	United Continental	A	2.34	0.30
2015-11-02	MJN	Mead Johnson Nutrition	D	-2.87	0.10	HRL	Hormel Foods	A	2.39	0.10
2015-11-02	IPI	Intrepid Potash	D	-2.96	0.10					
2015-11-02	KMI	Kinder Morgan	D	-2.90	0.30					
2015-11-02	ICPT	Intercept Pharmaceuticals	C	-1.91	0.90	ALXN	Alexion Pharmaceuticals	B	1.20	0.90
2015-11-02	GNCA	Genocoea Biosciences	C	-1.95	0.00	BAX	Baxter International	B	1.19	0.00
2015-11-02	KORS	Michael Kors	D	-2.93	0.10					
2015-11-02	CSTE	Caesarstone	D	-2.92	0.00					
2015-11-02	HDS	Hd Supply	C	-1.86	0.20	PCP	Precision Castparts	A	2.20	0.20
2015-11-02	ADT	ADT Corporation	D	-2.87	0.50		Fidelity National Information Services	A	2.20	0.50
2015-11-02	DYN	Dynegy	D	-2.90	0.10					
2015-11-02	TMHC	Taylor Morrison Home	C	-1.86	0.20	UAA	Under Armour	A	2.34	0.20
2015-11-02	AVGO	Broadcom	C	-1.86	0.50	CTXS	Citrix Systems	A	2.24	0.50
2015-12-01	AAPL	Apple	C	-1.85	3.40	BRCM	Broadcom Corp	A	2.37	3.40
2015-12-01	ABT	Abbott Laboratories	D	-2.85	0.40	HSIC	Henry Schein	A	2.52	0.40
2015-12-01	MET	Metlife	D	-2.85	0.70	EFX	Equifax	A	2.63	0.70
2015-12-01	GRA	W R Grace	C	-1.84	0.00	AVY	Avery Dennison	A	2.26	0.00
2015-12-01	APC	Anadarko Petroleum	D	-2.89	0.10	TSO	Tesoro	A	2.41	0.10
2015-12-01	KKR	Kkr	D	-2.89	0.30	MHFI	McGraw Hill Fin	A	2.59	0.30
2015-12-01	BEN	Franklin Resources	D	-2.88	0.10	NDAQ	Nasdaq	A	2.46	0.10
2015-12-01	LLOY	Lloyds Banking	D	-2.86	0.00	SWK	Stanley Black & Decker	A	2.31	0.00
2015-12-01	STAN	Standard Chartered	D	-2.91	0.20					
2015-12-01	TSCO	Tesco	D	-2.89	0.00	LB	L Brands	A	2.30	0.00
2015-12-01	ALNY	Alnylam Pharmaceuticals	D	-2.87	0.10	HUM	Humana	A	2.45	0.10
2015-12-01	SM	Sm Energy	D	-2.94	0.10					
2015-12-01	MON	Monsanto	D	-2.87	1.10	DLPH	Delphi Automotive	A	2.75	1.10
2015-12-01	CSX	Csx	D	-2.87	0.90	FISV	Fiserv	A	2.60	0.90

Date	Ticker	Name	R	SM	W (%)	Ticker	Name	R	SM	W (%)
2015-12-01	CMI	Cummins	D	-2.89	0.10	CTAS	Cintas	A	2.58	0.10
2015-12-01	CVS	Cvs Health	C	-1.86	0.50	DIS	Walt Disney	A	2.66	0.50
2015-12-01	BX	Blackstone	D	-2.88	0.30	BK	Bank Of New York Mellon	A	2.36	0.30
2015-12-01	DE	Deere	D	-2.86	0.30	NOC	Northrop Grumman	A	2.48	0.30
2015-12-01	YUM	Yum Brands	C	-1.87	0.60	ORLY	O'reilly Automotive	A	2.55	0.60
2015-12-01	EMR	Emerson Electric	D	-2.87	0.50	VMC	Vulcan Materials Co	A	2.37	0.50
2015-12-01	ESV	Enesco	D	-2.95	0.40					
2015-12-01	ETN	Eaton	D	-2.87	0.20	TSS	Total System Services	A	2.33	0.20
2015-12-01	FCX	Freeport-mcmoran	D	-2.94	0.10					
2015-12-01	FDX	Fedex	D	-2.86	0.60	MAS	Masco	A	2.28	0.60
2015-12-01	NOV	National Oilwell Varco	D	-2.93	0.30					
2015-12-01	STT	State Street	D	-2.85	1.60	CB	Chubb	A	2.30	1.60
2015-12-01	HOG	Harley-davidson	D	-2.86	0.10	ATVI	Activision Blizzard	A	2.61	0.10
2015-12-01	GSK	Glaxosmithkline Adr	D	-2.85	1.30	EW	Edwards Lifesciences	A	2.43	1.30
2015-12-01	HP	Helmerich & Payne	D	-2.88	0.10	CAM	Cameron International Corp.	A	2.27	0.10
2015-12-01	IBM	IBM	D	-2.86	1.00	VRSN	Verisign	A	2.32	1.00
2015-12-01	MS	Morgan Stanley	D	-2.85	1.20	PSA	Public Storage	A	2.27	1.20
2015-12-01	IR	Ingersoll-rand	D	-2.86	0.20	ALLE	Allegion	A	2.28	0.20
2015-12-01	JBHT	J.b.hunt Transport Services	D	-2.86	0.40	SEE	Sealed Air	A	2.25	0.40
2015-12-01	KBH	Kb Home	D	-2.86	0.20	SNA	Snap-on	A	2.60	0.20
2015-12-01	RDN	Radian	D	-2.87	0.10	CB	Chubb Corp	A	2.24	0.10
2015-12-01	KSU	Kansas City Southern	D	-2.84	0.40	MLM	Martin Marietta Materials	A	2.25	0.40
2015-12-01	MDT	Medtronic	C	-1.84	0.50	VRTX	Vertex Pharmaceuticals	A	2.34	0.50
2015-12-01	NTRS	Northern Trust	C	-1.84	0.80	AIZ	Assurant	A	2.24	0.80
2015-12-01	COP	Conocophillips	D	-2.90	0.60	PSX	Phillips 66	A	2.26	0.60
2015-12-01	SLB	Schlumberger	D	-2.86	0.40	NFX	Newfield Exploration	A	2.24	0.40
2015-12-01	STI	Suntrust Banks	C	-1.84	1.10	MAC	Macerich	A	2.24	1.10
2015-12-01		Unisys Corp	D	-2.93	0.30					
2015-12-01	UNP	Union Pacific	D	-2.89	0.10	ACN	Accenture Cl A	A	2.23	0.10
2015-12-01	UTX	United Technologies	D	-2.87	0.40	ADP	Automatic Data Processing	A	2.23	0.40
2015-12-01	CF	Cf Industries	D	-2.89	0.20	ARG	Airgas Inc	A	2.26	0.20
2015-12-01	INSM	Insmad	C	-1.90	0.10	REGN	Regeneron Pharmaceuticals	A	2.33	0.10
2015-12-01	WDC	Western Digital	D	-2.91	0.10					
2015-12-01	WMB	Williams Companies	D	-2.90	0.50	FSLR	First Solar	A	2.24	0.50
2015-12-01	UNFI	United Natural Foods	D	-2.91	0.20					
2015-12-01	ALR	Alere	C	-1.87	1.20	BCR	C R Bard	A	2.32	1.20
2015-12-01	MRVL	Marvell Technology	D	-2.91	0.20					
2015-12-01	TEVA	Pharmaceutical Industries Adr	C	-1.85	1.30	CI	Cigna	A	2.31	1.30
2015-12-01	ESRX	Express Scripts	C	-1.85	0.80	LLY	Eli Lilly	A	2.29	0.80
2015-12-01	BIIB	Biogen	D	-2.90	0.60	XRAY	Dentsply Intl	A	2.23	0.60
2015-12-01	COG	Cabot Oil & Gas	D	-2.91	0.20					
2015-12-01	MTG	Mgic Investment	C	-1.86	0.40	ICE	Intercontinental Exchange	A	2.24	0.40
2015-12-01	INVA	Innoviva	D	-2.92	0.00					
2015-12-01	QCOM	Qualcomm	D	-2.88	1.70	NVDA	Nvidia	A	2.28	1.70
2015-12-01	ODFL	Old Dominion Freight Line	D	-2.87	0.10	DHR	Danaher	A	2.22	0.10
2015-12-01	BMRN	Biomarin Pharmaceutical	C	-1.89	0.20	BDX	Becton Dickinson	A	2.23	0.20
2015-12-01	POT	Potash Corporation Of Saskatchewan	D	-2.90	0.40					
2015-12-01	IMO	Imperial Oil	D	-2.87	0.70	NKE	Nike	A	2.30	0.70
2015-12-01	SYNN	Syngenta	C	-1.85	0.50	HD	The Home Depot	A	2.29	0.50
2015-12-01	VIAB	Viacom	D	-2.91	0.70					

Date	Ticker	Name	R	SM	W (%)	Ticker	Name	R	SM	W (%)
2015-12-01	JPM	Jpmorgan Chase	C	-1.84	4.40	TRV	Travelers Companies	A	2.23	4.40
2015-12-01	MCK	Mckesson	D	-2.87	0.90	CM-CSK	Comcast Special A	A	2.53	0.90
2015-12-01	TWX	Time Warner	D	-2.87	1.30	EXPE	Expedia	A	2.44	1.30
2015-12-01	STJ	St Jude Medical Inc	D	-2.86	0.20	LH	Laboratory Corp Of America	A	2.22	0.20
2015-12-01	ACT	Actavis	C	-1.84	0.20	TMO	Thermo Fisher Scientific	A	2.21	0.20
2015-12-01	CLDX	Celldex Therapeutics	D	-2.91	0.00					
2015-12-01	JAZZ	Jazz Pharmaceuticals	D	-2.87	0.30	PFE	Pfizer	A	2.20	0.30
2015-12-01	HUBG	Hub	C	-1.85	0.30	RTN	Raytheon	A	2.22	0.30
2015-12-01	GWR	Genesee & Wyoming	D	-2.89	0.40	ROP	Roper Technologies	A	2.21	0.40
2015-12-01	TWTR	Twitter	D	-2.92	0.30					
2015-12-01	RXN	Rexnord	D	-2.88	0.20	HON	Honeywell International	A	2.20	0.20
2015-12-01	VZ	Verizon Communications	D	-2.85	0.90	LVLTL	Level 3 Communications	B	1.19	0.90
2015-12-01	EXC	Exelon	D	-2.86	0.40	NI	Nisource	A	3.00	0.40
2015-12-01	LVS	Las Vegas Sands	D	-2.87	0.20	AMZN	Amazon.com	A	2.39	0.20
2015-12-01	JOY	Joy Global	D	-2.97	0.00					
2015-12-01	GLNG	Golar Lng	D	-2.91	0.10					
2015-12-01	HPQ	Hp	D	-2.89	0.10	SNDK	Sandisk Corp	A	2.27	0.10
2015-12-01	SBH	Sally Beauty	D	-2.88	0.00	AZO	Autozone	A	2.36	0.00
2015-12-01	TSLA	Tesla	C	-1.86	0.00	EA	Electronic Arts	A	2.55	0.00
2015-12-01	CSLT	Castlight Health	D	-2.93	0.00					
2015-12-01	WPZ	Williams Partners	D	-2.92	0.30					
2015-12-01	LL	Lumber Liquidators	D	-2.96	0.10					
2015-12-01	KEYW	Keyw	D	-2.91	0.00					
2015-12-01	SNI	Scripps Networks Interactive	D	-2.88	0.40	AN	Autonation	A	2.31	0.40
2015-12-01	MJN	Mead Johnson Nutrition	D	-2.87	0.10	HRL	Hormel Foods	A	2.44	0.10
2015-12-01	IPI	Intrepid Potash	D	-2.96	0.10					
2015-12-01	KMI	Kinder Morgan	D	-2.92	0.20					
2015-12-01	ICPT	Intercept Pharmaceuticals	C	-1.91	0.90	PRGO	Perrigo	A	2.20	0.90
2015-12-01	GNCA	Genocea Biosciences	D	-2.94	0.00					
2015-12-01	ABBV	Abbvie	D	-2.85	0.10	BAX	Baxter International	B	1.19	0.10
2015-12-01	KORS	Michael Kors	D	-2.93	0.10					
2015-12-01	CSTE	Caesarstone	D	-2.91	0.00					
2015-12-01	HDS	Hd Supply	C	-1.85	0.20	PCP	Precision Castparts	A	2.20	0.20
2015-12-01	DYN	Dynegy	D	-2.92	0.10					
2015-12-01	TMHC	Taylor Morrison Home	C	-1.86	0.20	RAI	Reynolds American	A	2.38	0.20
2015-12-01	AVGO	Broadcom	C	-1.85	0.50	ALTR	Altera Corp.	A	2.25	0.50
2016-01-01	AAPL	Apple	C	-1.87	3.10	BRCM	Broadcom Corp	A	2.39	3.10
2016-01-01	MET	Metlife	D	-2.86	0.60	EFX	Equifax	A	2.63	0.60
2016-01-01	APC	Anadarko Petroleum	D	-2.91	0.10					
2016-01-01	KKR	Kkr	D	-2.89	0.40	NDAQ	Nasdaq	A	2.46	0.40
2016-01-01	BEN	Franklin Resources	D	-2.90	0.10	BK	Bank Of New York Mellon	A	2.34	0.10
2016-01-01	LLOY	Lloyds Banking	D	-2.86	0.00	SWK	Stanley Black & Decker	A	2.30	0.00
2016-01-01	STAN	Standard Chartered	D	-2.91	0.30					
2016-01-01	TSCO	Tesco	D	-2.90	0.00					
2016-01-01	ALNY	Alnylam Pharmaceuticals	D	-2.89	0.10	HSIC	Henry Schein	A	2.51	0.10
2016-01-01	SM	Sm Energy	D	-2.96	0.00					
2016-01-01	CSX	Csx	D	-2.89	0.80	CTAS	Cintas	A	2.56	0.80
2016-01-01	CMI	Cummins	D	-2.90	0.10	FISV	Fiserv	A	2.56	0.10
2016-01-01	CVS	Cvs Health	D	-2.86	0.50	DIS	Walt Disney	A	2.60	0.50
2016-01-01	BX	Blackstone	D	-2.89	0.30	CB	Chubb	A	2.30	0.30
2016-01-01	DE	Deere	D	-2.87	0.30	NOC	Northrop Grumman	A	2.49	0.30
2016-01-01	YUM	Yum Brands	D	-2.87	0.60	ORLY	O'reilly Automotive	A	2.53	0.60

Date	Ticker	Name	R	SM	W (%)	Ticker	Name	R	SM	W (%)
2016-01-01	ESV	Ensco	D	-2.95	0.30					
2016-01-01	ETN	Eaton	D	-2.88	0.20	VMC	Vulcan Materials Co	A	2.34	0.20
2016-01-01	FCX	Freeport-mcmoran	D	-2.95	0.10					
2016-01-01	FDX	Fedex	D	-2.87	0.50	TSS	Total System Services	A	2.29	0.50
2016-01-01	NOV	National Oilwell Varco	D	-2.94	0.30					
2016-01-01	STT	State Street	D	-2.86	1.60	PSA	Public Storage	A	2.27	1.60
2016-01-01	HOG	Harley-davidson	D	-2.87	0.10	DLPH	Delphi Automotive	A	2.73	0.10
2016-01-01	IBM	IBM	D	-2.87	1.00	VRSN	Verisign	A	2.31	1.00
2016-01-01	MS	Morgan Stanley	D	-2.87	1.10	CB	Chubb Corp	A	2.24	1.10
2016-01-01	IR	Ingersoll-rand	D	-2.87	0.20	ALLE	Allegion	A	2.27	0.20
2016-01-01	JBHT	J.b.hunt Transport Services	D	-2.87	0.40	MAS	Masco	A	2.26	0.40
2016-01-01	KBH	Kb Home	D	-2.88	0.20	ATVI	Activision Blizzard	A	2.61	0.20
2016-01-01	RDN	Radian	D	-2.88	0.10	MAC	Macerich	A	2.24	0.10
2016-01-01	KSU	Kansas City Southern	D	-2.87	0.30	SEE	Sealed Air	A	2.25	0.30
2016-01-01	COP	Conocophillips	D	-2.91	0.60					
2016-01-01	SLB	Schlumberger	D	-2.87	0.30	TSO	Tesoro	A	2.37	0.30
2016-01-01		Unisys Corp	D	-2.94	0.30					
2016-01-01	UNP	Union Pacific	D	-2.89	0.10	ACN	Accenture Cl A	A	2.23	0.10
2016-01-01	UTX	United Technologies	D	-2.87	0.50	ADP	Automatic Data Processing	A	2.22	0.50
2016-01-01	CF	Cf Industries	D	-2.90	0.20					
2016-01-01	INSM	Insmed	C	-1.89	0.10	HUM	Humana	A	2.46	0.10
2016-01-01	WDC	Western Digital	D	-2.91	0.10					
2016-01-01	WMB	Williams Companies	D	-2.93	0.40					
2016-01-01	UNFI	United Natural Foods	D	-2.92	0.20					
2016-01-01	ALR	Alere	D	-2.88	1.10	EW	Edwards Lifesciences	A	2.41	1.10
2016-01-01	MRVL	Marvell Technology	D	-2.91	0.10					
2016-01-01	BIIB	Biogen	D	-2.89	0.70	VRTX	Vertex Pharmaceuticals	A	2.33	0.70
2016-01-01	COG	Cabot Oil & Gas	D	-2.92	0.20					
2016-01-01	GS	Goldman Sachs	D	-2.85	0.10	ICE	Intercontinental Exchange	A	2.23	0.10
2016-01-01	CMA	Comerica	D	-2.85	0.40	TRV	Travelers Companies	A	2.23	0.40
2016-01-01	MTG	Mgic Investment	C	-1.87	0.40	PGR	Progressive	A	2.23	0.40
2016-01-01	INVA	Innoviva	D	-2.91	0.00					
2016-01-01	QCOM	Qualcomm	D	-2.88	1.90	NVDA	Nvidia	A	2.28	1.90
2016-01-01	ODFL	Old Dominion Freight Line	D	-2.88	0.20	RTN	Raytheon	A	2.22	0.20
2016-01-01	OII	Oceaneering International	D	-2.86	0.40	FSLR	First Solar	A	2.27	0.40
2016-01-01	BMRN	Biomarin Pharmaceutical	C	-1.88	0.20	REGN	Regeneron Pharmaceuticals	A	2.33	0.20
2016-01-01	POT	Corporation Of Saskatchewan	D	-2.92	0.30					
2016-01-01	IMO	Imperial Oil	D	-2.86	0.70	AN	Autonation	A	2.29	0.70
2016-01-01	VIAB	Viacom	D	-2.92	0.60					
2016-01-01	MCK	Mckesson	D	-2.86	0.90	EXPE	Expedia	A	2.43	0.90
2016-01-01	TWX	Time Warner	D	-2.88	1.20	AMZN	Amazon.com	A	2.39	1.20
2016-01-01	STJ	St Jude Medical Inc	D	-2.87	0.20	CI	Cigna	A	2.32	0.20
2016-01-01	CVE	Cenovus Energy	D	-2.87	0.10	STZ	Constellation Brands	A	2.29	0.10
2016-01-01	JAZZ	Jazz Pharmaceuticals	D	-2.88	0.30	BCR	C R Bard	A	2.32	0.30
2016-01-01	HUBG	Hub	C	-1.87	0.20	DHR	Danaher	A	2.22	0.20
2016-01-01	GWR	Genesee & Wyoming	D	-2.91	0.30					
2016-01-01	SRCL	Stericycle	D	-2.87	0.10	ROP	Roper Technologies	A	2.21	0.10
2016-01-01	TWTR	Twitter	D	-2.93	0.30					
2016-01-01	RXN	Rexnord	D	-2.89	0.20	HON	Honeywell International	A	2.20	0.20
2016-01-01	TGT	Target	D	-2.86	1.90	AZO	Autozone	A	2.34	1.90
2016-01-01	EXC	Exelon	D	-2.86	0.40	NI	Nisource	A	3.00	0.40

Date	Ticker	Name	R	SM	W (%)	Ticker	Name	R	SM	W (%)
2016-01-01	LVS	Las Vegas Sands	D	-2.87	0.20	CVC	Cablevision Systems Corp	A	2.30	0.20
2016-01-01	JOY	Joy Global	D	-2.97	0.10					
2016-01-01	GLNG	Golar Lng	D	-2.95	0.10					
2016-01-01	ACTG	Acacia Research	D	-2.93	0.00					
2016-01-01	HPQ	Hp	D	-2.90	0.10					
2016-01-01	TSLA	Tesla	C	-1.86	0.00	SNA	Snap-on	A	2.59	0.00
2016-01-01	PFG	Principal Financial	D	-2.86	0.30	AIZ	Assurant	A	2.22	0.30
2016-01-01	CSLT	Castlight Health	D	-2.93	0.00					
2016-01-01	WPZ	Williams Partners	D	-2.92	0.70					
2016-01-01	KEYW	Keyw	D	-2.92	0.00					
2016-01-01	SNI	Scripps Networks Interactive	D	-2.88	0.50	LB	L Brands	A	2.30	0.50
2016-01-01	MJN	Mead Johnson Nutrition	D	-2.87	0.20	EA	Electronic Arts	A	2.55	0.20
2016-01-01	IPI	Intrepid Potash	D	-2.97	0.10					
2016-01-01	LYB	Lyondellbasell Industries	C	-1.85	0.10	ARG	Airgas Inc	A	2.26	0.10
2016-01-01	KMI	Kinder Morgan	D	-2.94	0.30					
2016-01-01	ICPT	Intercept Pharmaceuticals	D	-2.92	0.80					
2016-01-01	GNCA	Genocea Biosciences	D	-2.95	0.00					
2016-01-01	ABBV	Abbvie	D	-2.85	0.20	LLY	Eli Lilly	A	2.29	0.20
2016-01-01	KORS	Michael Kors	D	-2.93	0.10					
2016-01-01	CSTE	Caesarstone	D	-2.90	0.00	HRL	Hormel Foods	A	2.46	0.00
2016-01-01	HDS	Hd Supply	C	-1.86	0.20	PCP	Precision Castparts	A	2.20	0.20
2016-01-01	MPLX	Mplx	D	-2.92	0.10					
2016-01-01	DYN	Dynegy	D	-2.93	0.10					
2016-01-01	TMHC	Taylor Morrison Home	D	-2.87	0.10	RAI	Reynolds American	A	2.38	0.10
2016-01-01	BHGE	Baker Hughes, A Ge	D	-2.89	0.20	CAM	International Cameron Corp.	A	2.25	0.20
2016-02-01	AAPL	Apple	D	-2.88	2.90	VRSN	Verisign	A	2.27	2.90
2016-02-01	MET	Metlife	D	-2.87	0.50	EXR	Extra Space Storage	A	2.84	0.50
2016-02-01	GRA	W R Grace Cognizant	D	-2.86	0.10	ARG	Airgas Inc	A	2.27	0.10
2016-02-01	CTSH	Technology Solutions	C	-1.85	0.20	SNBK	Sandisk Corp	A	2.26	0.20
2016-02-01	DVN	Devon Energy	D	-2.94	0.10					
2016-02-01	SU	Suncor Energy	D	-2.86	1.40	GMCR	Keurig Green Mountain	A	2.37	1.40
2016-02-01	APA	Apache	D	-2.87	1.00	TSO	Tesoro	A	2.31	1.00
2016-02-01	APC	Anadarko Petroleum	D	-2.93	0.10					
2016-02-01	KKR	Kkr	D	-2.91	0.40					
2016-02-01	BAC	Bank Of America	C	-1.87	2.80	EFX	Equifax	A	2.60	2.80
2016-02-01	VRSK	Verisk Analytics	C	-1.85	0.30	FISV	Fiserv	A	2.58	0.30
2016-02-01	BEN	Franklin Resources	D	-2.90	0.10					
2016-02-01	LLOY	Lloyds Banking	D	-2.88	0.00	STZ	Constellation Brands	A	2.31	0.00
2016-02-01	STAN	Standard Chartered	D	-2.93	0.20					
2016-02-01	CELG	Celgene	D	-2.86	0.20	HSIC	Henry Schein	A	2.50	0.20
2016-02-01	ALNY	Alnylam Pharmaceuticals	D	-2.92	0.10					
2016-02-01	CMCSA	Comcast	C	-1.86	1.70	DIS	Walt Disney	A	2.55	1.70
2016-02-01	SM	Sm Energy	D	-2.98	0.10					
2016-02-01	CSX	Csx	D	-2.90	0.80	NOC	Northrop Grumman	A	2.49	0.80
2016-02-01	CMI	Cummins	D	-2.89	0.00	VMC	Vulcan Materials Co	A	2.31	0.00
2016-02-01	CVS	Cvs Health	D	-2.86	0.50	AMZN	Amazon.com	A	2.33	0.50
2016-02-01	BX	Blackstone	D	-2.89	0.30	NDAQ	Nasdaq	A	2.48	0.30
2016-02-01	DE	Deere	D	-2.87	0.30	ALLE	Allegion	A	2.25	0.30
2016-02-01	YUM	Yum Brands	D	-2.87	0.60	CVC	Cablevision Systems Corp	A	2.30	0.60
2016-02-01	EMC	EMC Corp	D	-2.86	1.20	NVDA	Nvidia	A	2.25	1.20
2016-02-01	ESV	Ensco	D	-2.97	0.10					
2016-02-01	ETN	Eaton	D	-2.89	0.20	MAS	Masco	A	2.24	0.20
2016-02-01	FCX	Freeport-mcmoran	D	-2.97	0.10					

Date	Ticker	Name	R	SM	W (%)	Ticker	Name	R	SM	W (%)
2016-02-01	FDX	Fedex	D	-2.88	0.50	TSS	Total System Services	A	2.23	0.50
2016-02-01	NOV	National Oilwell Varco	D	-2.94	0.30					
2016-02-01	STT	State Street	D	-2.89	1.40	CB	Chubb	A	2.29	1.40
2016-02-01	ZBH	Zimmer Biomet	D	-2.84	0.40	HUM	Humana	A	2.43	0.40
2016-02-01	HOG	Harley-davidson	D	-2.89	0.00	DLPH	Delphi Automotive	A	2.56	0.00
2016-02-01	GSK	Glaxosmithkline Adr	D	-2.83	1.60	EW	Edwards Lifesciences	A	2.41	1.60
2016-02-01	HP	Helmerich & Payne	D	-2.85	0.10	FSLR	First Solar	A	2.28	0.10
2016-02-01	IBM	IBM	D	-2.88	1.00	KLAC	Kla-tencor	A	2.24	1.00
2016-02-01	MS	Morgan Stanley	D	-2.89	0.90	BK	Bank Of New York Mellon	A	2.29	0.90
2016-02-01	ETE	Energy Transfer Equity	D	-2.96	0.10					
2016-02-01	IR	Ingersoll-rand	D	-2.88	0.20	RTN	Raytheon	A	2.22	0.20
2016-02-01	JBHT	J.b.hunt Transport Services	D	-2.87	0.40	HON	Honeywell International	A	2.20	0.40
2016-02-01	KBH	Kb Home	D	-2.90	0.30	SNA	Snap-on	A	2.56	0.30
2016-02-01	RDN	Radian	D	-2.91	0.10					
2016-02-01	KSU	Kansas City Southern	D	-2.88	0.30	DHR	Danaher	A	2.20	0.30
2016-02-01	MXIM	Maxim Integrated Products	C	-1.87	0.10	HRS	Harris	A	2.23	0.10
2016-02-01	NBL	Noble Energy	D	-2.86	0.10	VLO	Valero Energy	A	2.19	0.10
2016-02-01	ORCL	Oracle	D	-2.85	0.70	XLNX	Xilinx	A	2.21	0.70
2016-02-01	COP	Conocophillips	D	-2.93	0.60					
2016-02-01	SLB	Schlumberger	D	-2.87	0.40	NFX	Newfield Exploration	A	2.17	0.40
2016-02-01	CHRW	C.h.robinson Worldwide	D	-2.85	0.10	WM	Waste Management	A	2.19	0.10
2016-02-01		Unisys Corp	D	-2.94	0.20					
2016-02-01	UNP	Union Pacific	D	-2.90	0.10					
2016-02-01	UTX	United Technologies	D	-2.88	0.60	LMT	Lockheed Martin	A	2.19	0.60
2016-02-01	SAN	Sanofi	D	-2.87	0.10	NKE	Nike	A	2.28	0.10
2016-02-01	CF	Cf Industries	D	-2.93	0.20					
2016-02-01	INSM	Insmed	D	-2.92	0.10					
2016-02-01	WDC	Western Digital	D	-2.93	0.10					
2016-02-01	BTI	British American Tobacco Adr	D	-2.84	0.40	ATVI	Activision Blizzard	A	2.55	0.40
2016-02-01	WMB	Williams Companies	D	-2.95	0.70					
2016-02-01	UNFI	United Natural Foods	D	-2.93	0.10					
2016-02-01	ALR	Alere	D	-2.84	1.60	BCR	C R Bard	A	2.32	1.60
2016-02-01	MRVL	Marvell Technology	D	-2.91	0.10					
2016-02-01	BSX	Boston Scientific	C	-1.84	1.20	CI	Cigna	A	2.29	1.20
2016-02-01	ESRX	Express Scripts	D	-2.86	0.50	LLY	Eli Lilly	A	2.27	0.50
2016-02-01	BIIB	Biogen	D	-2.90	0.60					
2016-02-01	COG	Cabot Oil & Gas	D	-2.90	0.30					
2016-02-01	CSCO	Cisco Systems	D	-2.87	1.40	INTC	Intel	A	2.20	1.40
2016-02-01	GS	Goldman Sachs	D	-2.87	0.10	PSA	Public Storage	A	2.28	0.10
2016-02-01	CMA	Comerica	D	-2.88	0.40	ICE	Intercontinental Exchange	A	2.24	0.40
2016-02-01	MTG	Mgic Investment	D	-2.90	0.30					
2016-02-01	QCOM	Qualcomm	D	-2.89	1.90	MOT	Motorola Solutions	A	2.20	1.90
2016-02-01	ODFL	Old Dominion Freight Line	D	-2.88	0.20	RSG	Republic Services	A	2.19	0.20
2016-02-01	OII	Oceaneering International	D	-2.88	0.40	MPC	Marathon Petroleum	A	2.15	0.40
2016-02-01	BMRN	Biomarin Pharmaceutical	D	-2.92	0.20					
2016-02-01	POT	Corporation Of Saskatchewan	D	-2.92	0.40					
2016-02-01	IMO	Imperial Oil	D	-2.87	0.70	SWK	Stanley Black & Decker	A	2.27	0.70
2016-02-01	VIAB	Viacom	D	-2.91	0.80					
2016-02-01	JPM	Jpmorgan Chase	C	-1.85	4.10	AIZ	Assurant	A	2.23	4.10
2016-02-01	MCK	Mckesson	D	-2.89	0.90	LB	L Brands	A	2.30	0.90
2016-02-01	TWX	Time Warner	D	-2.87	1.40	SBUX	Starbucks	A	2.28	1.40
2016-02-01	STJ	St Jude Medical Inc	D	-2.88	0.20	REGN	Regeneron Pharmaceuticals	A	2.25	0.20

Date	Ticker	Name	R	SM	W (%)	Ticker	Name	R	SM	W (%)
2016-02-01	MA	Mastercard	C	-1.85	1.20	O	Realty Income	A	2.22	1.20
2016-02-01	CVE	Cenovus Energy	D	-2.88	0.10	TE	Teco Energy	A	2.26	0.10
2016-02-01	C	Citigroup	D	-2.87	2.30	TRV	Travelers Companies	A	2.22	2.30
2016-02-01	JAZZ	Jazz Pharmaceuticals	D	-2.89	0.30	VRTX	Vertex Pharmaceuticals	A	2.24	0.30
2016-02-01	HUBG	Hub	D	-2.88	0.20	PKI	Perkinelmer	A	2.18	0.20
2016-02-01	GWR	Genesee & Wyoming	D	-2.92	0.40					
2016-02-01	SRCL	Stericycle	D	-2.87	0.10	ROP	Roper Technologies	A	2.18	0.10
2016-02-01	TWTR	Twitter	D	-2.94	0.30					
2016-02-01	RXN	Rexnord	D	-2.90	0.20					
2016-02-01	TGT	Target	D	-2.86	2.00	HD	The Home Depot	A	2.28	2.00
2016-02-01	EXC	Exelon	D	-2.85	0.60	NI	Nisource	A	3.00	0.60
2016-02-01	LVS	Las Vegas Sands	D	-2.87	0.20	TSCO	Tractor Supply	A	2.25	0.20
2016-02-01	JOY	Joy Global	D	-2.97	0.10					
2016-02-01	GLNG	Golar Lng	D	-2.94	0.10					
2016-02-01	CVX	Chevron	D	-2.86	1.90	PXD	Pioneer Natural Resources	B	1.19	1.90
2016-02-01	UPS	United Parcel Service	D	-2.85	1.20	JEC	Jacobs Engineering	A	2.18	1.20
2016-02-01	TSLA	Tesla	C	-1.88	0.00	HRL	Hormel Foods	A	2.48	0.00
2016-02-01	PFG	Principal Financial	D	-2.88	0.20	FRT	Federal Realty Investment Trust	A	2.20	0.20
2016-02-01	CSLT	Castlight Health	D	-2.95	0.00					
2016-02-01	WPZ	Williams Partners	D	-2.94	0.80					
2016-02-01	KEYW	Keyw	D	-2.93	0.00					
2016-02-01	SNI	Scripps Networks Interactive	D	-2.87	0.60	COST	Costco Wholesale	A	2.23	0.60
2016-02-01	MJN	Mead Johnson Nutrition	D	-2.89	0.20	RAI	Reynolds American	A	2.42	0.20
2016-02-01	IPI	Intrepid Potash	D	-2.98	0.00					
2016-02-01	LYB	Lyondellbasell Industries	C	-1.87	0.10	AVY	Avery Dennison	A	2.24	0.10
2016-02-01	KMI	Kinder Morgan	D	-2.94	0.40					
2016-02-01	ICPT	Intercept Pharmaceuticals	D	-2.94	0.60					
2016-02-01	GNCA	Genocea Biosciences	D	-2.97	0.00					
2016-02-01	ABBV	Abbvie	D	-2.86	0.20	XRAY	Dentsply Intl	A	2.23	0.20
2016-02-01	KORS	Michael Kors	D	-2.93	0.10					
2016-02-01	CSTE	Caesarstone	D	-2.91	0.00					
2016-02-01	MPLX	Mplx	D	-2.94	0.10					
2016-02-01	DYN	Dynegy	D	-2.94	0.10					
2016-02-01	TMHC	Taylor Morrison Home	D	-2.91	0.10					
2016-02-01	MBLY	Mobileye	D	-2.93	0.10					
2016-02-01	BHGE	Baker Hughes, A Ge	D	-2.90	0.30	OXY	Occidental Petroleum	B	1.17	0.30
2016-03-01	AME	Ametek	D	-2.86	0.30	FISV	Fiserv	A	2.61	0.30
2016-03-01	AAPL	Apple	D	-2.87	2.90	VRSN	Verisign	A	2.31	2.90
2016-03-01	ABT	Abbott Laboratories	D	-2.86	0.50	HSIC	Henry Schein	A	2.55	0.50
2016-03-01	MET	Metlife	D	-2.88	0.50	EXR	Extra Space Storage	A	2.79	0.50
2016-03-01	GRA	W R Grace Cognizant	D	-2.85	0.10	NEM	Newmont Mining	A	2.27	0.10
2016-03-01	CTSH	Technology Solutions	D	-2.86	0.20	NVDA	Nvidia	A	2.28	0.20
2016-03-01	AMGN	Amgen	D	-2.85	0.70	EW	Edwards Lifesciences	A	2.46	0.70
2016-03-01	DVN	Devon Energy	D	-2.95	0.10					
2016-03-01	SU	Suncor Energy	D	-2.85	1.40	MAT	Mattel	A	2.27	1.40
2016-03-01	APA	Apache	D	-2.87	0.90	TSO	Tesoro	A	2.29	0.90
2016-03-01	APC	Anadarko Petroleum	D	-2.93	0.10					
2016-03-01	CGI	Celadon Group	D	-2.94	0.00					
2016-03-01	KKR	Kkr	D	-2.91	0.40					
2016-03-01	BA	Boeing	D	-2.87	0.90	NOC	Northrop Grumman	A	2.50	0.90
2016-03-01	BAC	Bank Of America	D	-2.88	2.70	EFX	Equifax	A	2.60	2.70
2016-03-01	VRSK	Verisk Analytics	C	-1.85	0.30	MAS	Masco	A	2.27	0.30
2016-03-01	BEN	Franklin Resources	D	-2.90	0.10	NDAQ	Nasdaq	A	2.50	0.10
2016-03-01	WAB	Westinghouse Air Brake Technologies	D	-2.88	0.00	ALLE	Allegion	A	2.27	0.00

Date	Ticker	Name	R	SM	W (%)	Ticker	Name	R	SM	W (%)
2016-03-01	LLOY	Lloyds Banking	D	-2.86	0.00	AVY	Avery Dennison	A	2.27	0.00
2016-03-01	STAN	Standard Chartered	D	-2.93	0.20					
2016-03-01	CELG	Celgene	D	-2.86	0.40	BCR	C R Bard	A	2.33	0.40
2016-03-01	ALNY	Alnylam Pharmaceuticals	D	-2.93	0.10					
2016-03-01	CM-CSA	Comcast	D	-2.85	1.70	AMZN	Amazon.com	A	2.34	1.70
2016-03-01	SM	Sm Energy	D	-2.98	0.10					
2016-03-01	CSX	Csx	D	-2.89	0.80	TSS	Total System Services	A	2.26	0.80
2016-03-01	CMI	Cummins	D	-2.88	0.00	RTN	Raytheon	A	2.22	0.00
2016-03-01	CVS	Cvs Health	D	-2.86	0.50	CVC	Cablevision Systems Corp	A	2.31	0.50
2016-03-01	BX	Blackstone	D	-2.90	0.30	CB	Chubb	A	2.30	0.30
2016-03-01	DE	Deere	D	-2.86	0.30	FAST	Fastenal	A	2.21	0.30
2016-03-01	YUM	Yum Brands	D	-2.87	0.60	SBUX	Starbucks	A	2.28	0.60
2016-03-01	EMC	EMC Corp	D	-2.84	1.20	KLAC	Kla-tencor	A	2.25	1.20
2016-03-01	ESV	Ensco	D	-2.97	0.00					
2016-03-01	ETN	Eaton	D	-2.87	0.20	DHR	Danaher	A	2.21	0.20
2016-03-01	FCX	Freepport-mcmoran	D	-2.95	0.10					
2016-03-01	FDX	Fedex	D	-2.87	0.50	HON	Honeywell International	A	2.21	0.50
2016-03-01	FITB	Fifth Third Bancorp	D	-2.87	0.10	PSA	Public Storage	A	2.28	0.10
2016-03-01	NOV	National Oilwell Varco	D	-2.94	0.30					
2016-03-01	STT	State Street	D	-2.88	1.50	EQIX	Equinix Inc	A	2.24	1.50
2016-03-01	ZBH	Zimmer Biomet	D	-2.84	0.30	CI	Cigna	A	2.31	0.30
2016-03-01	HOG	Harley-davidson	D	-2.88	0.00	SNA	Snap-on	A	2.52	0.00
2016-03-01	GSK	Glaxosmithkline	D	-2.84	1.50	LLY	Eli Lilly	A	2.25	1.50
2016-03-01	HP	Helmerich & Payne	D	-2.84	0.10	FSLR	First Solar	A	2.28	0.10
2016-03-01	IBM	IBM	D	-2.87	1.00	AMAT	Applied Materials	A	2.22	1.00
2016-03-01	MS	Morgan Stanley	D	-2.89	0.90	O	Realty Income	A	2.23	0.90
2016-03-01	ETE	Energy Transfer Equity	D	-2.97	0.20					
2016-03-01	IR	Ingersoll-rand	D	-2.87	0.20	WM	Waste Management	A	2.21	0.20
2016-03-01	ADSK	Autodesk	D	-2.86	0.30	HRS	Harris	A	2.22	0.30
2016-03-01	JBHT	J.b.hunt Transport Services	D	-2.86	0.40	FLIR	Flir Systems	A	2.20	0.40
2016-03-01	KBH	Kb Home	D	-2.88	0.30	ATVI	Activision Blizzard	A	2.51	0.30
2016-03-01	RDN	Radian	D	-2.90	0.10	TRV	Travelers Companies	A	2.22	0.10
2016-03-01	KSU	Kansas City Southern	D	-2.86	0.40	ITW	Illinois Tool Works	A	2.20	0.40
2016-03-01	LOW	Lowe's Companies	D	-2.85	1.10	HD	The Home Depot	A	2.27	1.10
2016-03-01	MDT	Medtronic	D	-2.84	0.60	BDX	Becton Dickinson	A	2.22	0.60
2016-03-01	MXIM	Maxim Integrated Products	D	-2.86	0.10	AVGO	Broadcom	A	2.21	0.10
2016-03-01	NBL	Noble Energy	D	-2.87	0.10	VLO	Valero Energy	A	2.17	0.10
2016-03-01	NSC	Norfolk Southern	D	-2.87	0.30	RSG	Republic Services	A	2.20	0.30
2016-03-01	NTRS	Northern Trust	D	-2.86	0.80	HIG	The Hartford Financial Services	A	2.22	0.80
2016-03-01	ORCL	Oracle	D	-2.84	0.70	MOT	Motorola Solutions	A	2.21	0.70
2016-03-01	COP	Conocophillips	D	-2.93	0.70					
2016-03-01	PNC	Pnc Financial Services	D	-2.86	0.30	CINF	Cincinnati Financial	A	2.21	0.30
2016-03-01	DGE	Diageo	D	-2.84	0.50	TE	Teco Energy	A	2.26	0.50
2016-03-01	SCHW	Charles Schwab	D	-2.88	0.60	ICE	Intercontinental Exchange	A	2.21	0.60
2016-03-01	SLB	Schlumberger	D	-2.86	0.30	XOM	Exxon Mobil	B	1.19	0.30
2016-03-01	STI	Suntrust Banks	D	-2.87	1.00	AIZ	Assurant	A	2.20	1.00
2016-03-01		Unisys Corp	D	-2.94	0.30					
2016-03-01	UNP	Union Pacific	D	-2.89	0.10	ROP	Roper Technologies	A	2.19	0.10
2016-03-01	UTX	United Technologies	D	-2.87	0.60	PKI	Perkinelmer	A	2.18	0.60
2016-03-01	SAN	Sanofi	D	-2.88	0.10	DHI	D.r. Horton	A	2.25	0.10
2016-03-01	CF	Cf Industries	D	-2.91	0.20					
2016-03-01	WAG	Walgreens Boots Alliance	D	-2.86	0.40	LB	L Brands	A	2.27	0.40
2016-03-01	INSM	Insmad	D	-2.93	0.10					

Date	Ticker	Name	R	SM	W (%)	Ticker	Name	R	SM	W (%)
2016-03-01	WDC	Western Digital	D	-2.93	0.20					
2016-03-01	BTI	British American Tobacco Adr	D	-2.84	0.20	HRL	Hormel Foods	A	2.50	0.20
2016-03-01	WFC	Wells Fargo	D	-2.85	0.50	KIM	Kimco Realty	A	2.20	0.50
2016-03-01	WMB	Williams Companies	D	-2.95	0.80					
2016-03-01	UNFI	United Natural Foods	D	-2.94	0.10					
2016-03-01	URI	United Rentals	D	-2.89	0.00	BLL	Ball	A	2.17	0.00
2016-03-01	ALR	Alere	D	-2.84	0.30	TMO	Thermo Fisher Scientific	A	2.21	0.30
2016-03-01	MRVL	Marvell Technology	D	-2.90	0.10					
2016-03-01	BSX	Boston Scientific	C	-1.85	1.20	BAX	Baxter International	A	2.20	1.20
2016-03-01	ESRX	Express Scripts	D	-2.86	0.50	SYK	Stryker	A	2.19	0.50
2016-03-01	BIIB	Biogen	D	-2.91	0.60					
2016-03-01	CFR	Cullen/frost Bankers	D	-2.89	0.00	FRT	Federal Realty Investment Trust	A	2.20	0.00
2016-03-01	COG	Cabot Oil & Gas	D	-2.90	0.40					
2016-03-01	CSCO	Cisco Systems	D	-2.85	1.70	XLNX	Xilinx	A	2.21	1.70
2016-03-01	GS	Goldman Sachs	D	-2.87	0.10	AVB	Avalonbay Communities	A	2.19	0.10
2016-03-01	CMA	Comerica	D	-2.87	0.50	WSH	Willis Group Holdings	A	2.18	0.50
2016-03-01	MTG	Mgic Investment	D	-2.89	0.40	CCI	Crown Castle Intl Corp	A	2.18	0.40
2016-03-01	QCOM	Qualcomm	D	-2.88	2.20	INTC	Intel	A	2.20	2.20
2016-03-01	OIH	Oceaneering International	D	-2.90	0.30					
2016-03-01	BMRN	Biomarin Pharmaceutical	D	-2.90	0.20					
2016-03-01	POT	Corporation Of Saskatchewan	D	-2.92	0.40					
2016-03-01	IMO	Imperial Oil	D	-2.87	0.70	CPB	Campbell Soup	A	2.24	0.70
2016-03-01	PII	Polaris Industries	D	-2.91	0.10					
2016-03-01	VIAB	Viacom	D	-2.93	0.60					
2016-03-01	JPM	Jpmorgan Chase	D	-2.85	3.80	AIV	Apartment Investment & Management	A	2.17	3.80
2016-03-01	MCK	Mckesson	D	-2.89	0.90	COST	Costco Wholesale	A	2.23	0.90
2016-03-01	TWX	Time Warner	D	-2.88	1.30	CCL	Carnival	A	2.23	1.30
2016-03-01	STJ	St Jude Medical Inc	D	-2.88	0.10	ISRG	Intuitive Surgical	A	2.19	0.10
2016-03-01	MA	Mastercard	C	-1.85	1.20	ESS	Essex Property Trust	A	2.17	1.20
2016-03-01	DKS	Dick's Sporting Goods	D	-2.88	0.00	DLTR	Dollar Tree	A	2.22	0.00
2016-03-01	USB	Us Bancorp	D	-2.85	1.10	EQR	Equity Residential	A	2.16	1.10
2016-03-01	ACT	Actavis	C	-1.84	0.30	WAT	Waters	A	2.18	0.30
2016-03-01	CVE	Cenovus Energy	D	-2.88	0.30	HAS	Hasbro	A	2.24	0.30
2016-03-01	IHS	IHS Cl A	D	-2.86	0.00	NI	Nisource	A	3.00	0.00
2016-03-01	C	Citigroup	D	-2.88	2.30	XL	XL	A	2.16	2.30
2016-03-01	JAZZ	Jazz Pharmaceuticals	D	-2.89	0.30	ZTS	Zoetis	A	2.18	0.30
2016-03-01	HUBG	Hub	D	-2.86	0.30		Minnesota Mng.& Mfg	B	1.19	0.30
2016-03-01	GWR	Genesee & Wyoming	D	-2.90	0.50					
2016-03-01	SRCL	Stericycle	D	-2.87	0.20	APH	Amphenol	B	1.18	0.20
2016-03-01	TWTR	Twitter	D	-2.94	0.20					
2016-03-01	RXN	Rexnord	D	-2.89	0.30	LLL	L-3 Communications	B	1.18	0.30
2016-03-01	LVS	Las Vegas Sands	D	-2.85	0.20	LUV	Southwest Airlines	A	2.22	0.20
2016-03-01	JOY	Joy Global	D	-2.97	0.10					
2016-03-01	GLNG	Golar Lng	D	-2.94	0.10					
2016-03-01	CVX	Chevron	D	-2.85	1.90	TSN	Tyson Foods	A	2.29	1.90
2016-03-01	UPS	United Parcel Service	D	-2.85	1.20	NKE	Nike	A	2.28	1.20
2016-03-01	TSLA	Tesla	C	-1.89	0.00	RAI	Reynolds American	A	2.42	0.00
2016-03-01	PFG	Principal Financial	D	-2.87	0.20	HCN	Welltower	B	1.20	0.20
2016-03-01	CSLT	Castlight Health	D	-2.95	0.00					
2016-03-01	V	Visa	C	-1.85	1.50	VTR	Ventas	B	1.20	1.50

Date	Ticker	Name	R	SM	W (%)	Ticker	Name	R	SM	W (%)
2016-03-01	RF	Regions Financial	D	-2.87	0.60	GGP	General Growth Reit	B	1.19	0.60
2016-03-01	WPZ	Williams Partners	D	-2.94	0.80					
2016-03-01	KEYW	Keyw	D	-2.91	0.00					
2016-03-01	SNI	Scripps Networks Interactive	D	-2.87	0.60	MCD	McDonald's	A	2.21	0.60
2016-03-01	MJN	Mead Johnson Nutrition	D	-2.88	0.20	GMCR	Keurig Green Mountain	A	2.38	0.20
2016-03-01	IPI	Intrepid Potash	D	-2.99	0.00					
2016-03-01	LYB	Lyondellbasell Industries	D	-2.86	0.20	ARG	Airgas Inc	A	2.27	0.20
2016-03-01	KMI	Kinder Morgan	D	-2.93	0.60					
2016-03-01	ICPT	Intercept Pharmaceuticals	D	-2.94	0.70					
2016-03-01	GNCA	Genocea Biosciences	D	-2.96	0.00					
2016-03-01	ABBV	Abbvie	D	-2.85	0.20	ALXN	Alexion Pharmaceuticals	A	2.15	0.20
2016-03-01	CSTE	Caesarstone	D	-2.91	0.00					
2016-03-01	MPLX	Mplx	D	-2.95	0.10					
2016-03-01	DYN	Dynegy	D	-2.95	0.10					
2016-03-01	TMHC	Taylor Morrison Home	D	-2.89	0.10	STZ	Constellation Brands	A	2.29	0.10
2016-03-01	ONCE	Spark Therapeutics	D	-2.93	0.10					
2016-03-01	MBLY	Mobileye	D	-2.91	0.10					
2016-03-01	BHGE	Baker Hughes, A Ge	D	-2.89	0.30	SWK	Stanley Black & Decker	A	2.27	0.30
2016-04-01	AME	Ametek	D	-2.85	0.30	FISV	Fiserv	A	2.64	0.30
2016-04-01	AAPL	Apple	D	-2.86	3.10	VRSN	Verisign	A	2.32	3.10
2016-04-01	ABT	Abbott Laboratories	D	-2.85	0.50	HSIC	Henry Schein	A	2.56	0.50
2016-04-01	MET	Metlife	D	-2.87	0.50	EXR	Extra Space Storage	A	2.88	0.50
2016-04-01	GRA	W R Grace Cognizant	D	-2.84	0.20	AVY	Avery Dennison	A	2.29	0.20
2016-04-01	CTSH	Technology Solutions	D	-2.85	0.20	NVDA	Nvidia	A	2.31	0.20
2016-04-01	AMGN	Amgen	D	-2.84	0.70	EW	Edwards Lifesciences	A	2.47	0.70
2016-04-01	DVN	Devon Energy	D	-2.94	0.10					
2016-04-01	APC	Anadarko Petroleum	D	-2.92	0.20					
2016-04-01	CGI	Celadon Group	D	-2.94	0.00					
2016-04-01	KKR	Kkr	D	-2.90	0.40					
2016-04-01	BA	Boeing	D	-2.87	0.90	NOC	Northrop Grumman	A	2.52	0.90
2016-04-01	BAC	Bank Of America	D	-2.88	2.70	EFX	Equifax	A	2.66	2.70
2016-04-01	BEN	Franklin Resources	D	-2.89	0.10	NDAQ	Nasdaq	A	2.52	0.10
2016-04-01	WAB	Westinghouse Air Brake Technologies	D	-2.87	0.10	MAS	Masco	A	2.30	0.10
2016-04-01	LLOY	Lloyds Banking	D	-2.87	0.00	NI	Nisource	A	3.00	0.00
2016-04-01	STAN	Standard Chartered	D	-2.93	0.20					
2016-04-01	CELG	Celgene	D	-2.86	0.30	BCR	C R Bard	A	2.35	0.30
2016-04-01	ALNY	Alnylam Pharmaceuticals	D	-2.92	0.10					
2016-04-01	SM	Sm Energy	D	-2.97	0.20					
2016-04-01	MON	Monsanto	D	-2.85	1.00	SNA	Snap-on	A	2.55	1.00
2016-04-01	CSX	Csx	D	-2.89	0.80	TSS	Total System Services	A	2.28	0.80
2016-04-01	BX	Blackstone	D	-2.89	0.40	CB	Chubb	A	2.31	0.40
2016-04-01	DE	Deere	D	-2.87	0.30	ALLE	Allegion	A	2.27	0.30
2016-04-01	ESV	EnSCO	D	-2.97	0.00					
2016-04-01	FDX	Fedex	D	-2.85	0.60	ADT	ADT Corporation	A	2.26	0.60
2016-04-01	FITB	Fifth Third Bancorp	D	-2.86	0.10	PSA	Public Storage	A	2.30	0.10
2016-04-01	NOV	National Oilwell Varco	D	-2.94	0.30					
2016-04-01	STT	State Street	D	-2.88	1.50	UDR	Udr	A	2.27	1.50
2016-04-01	GSK	Glaxosmithkline Adr	D	-2.84	1.50	CI	Cigna	A	2.30	1.50
2016-04-01	MS	Morgan Stanley	D	-2.90	0.90	EQIX	Equinix Inc	A	2.25	0.90
2016-04-01	ETE	Energy Transfer Equity	D	-2.97	0.10					

Date	Ticker	Name	R	SM	W (%)	Ticker	Name	R	SM	W (%)
2016-04-01	RDN	Radian	D	-2.89	0.10	O	Realty Income	A	2.24	0.10
2016-04-01	KSU	Kansas City Southern	D	-2.85	0.40	FAST	Fastenal	A	2.22	0.40
2016-04-01	NBL	Noble Energy	D	-2.86	0.10	FSLR	First Solar	A	2.28	0.10
2016-04-01	NTRS	Northern Trust	D	-2.85	0.80	TRV	Travelers Companies	A	2.24	0.80
2016-04-01	COP	Conocophillips	D	-2.92	0.80					
2016-04-01	PNC	Pnc Financial Services	D	-2.86	0.30	HIG	The Hartford Financial Services	A	2.23	0.30
2016-04-01	SCHW	Charles Schwab	D	-2.87	0.70	CINF	Cincinnati Financial	A	2.22	0.70
2016-04-01	SLB	Schlumberger	D	-2.87	0.30	SE	Spectra Energy	A	2.23	0.30
2016-04-01	STI	Suntrust Banks	D	-2.86	1.00	VTR	Ventas	A	2.22	1.00
2016-04-01		Unisys Corp	D	-2.96	0.20					
2016-04-01	UNP	Union Pacific	D	-2.89	0.10	DHR	Danaher	A	2.22	0.10
2016-04-01	SAN	Sanofi	D	-2.88	0.10	TSN	Tyson Foods	A	2.30	0.10
2016-04-01	CF	Cf Industries	D	-2.92	0.20					
2016-04-01	WAG	Walgreens Boots Alliance	D	-2.85	0.40	AMZN	Amazon.com	A	2.35	0.40
2016-04-01	INSM	Insmmed	D	-2.92	0.10					
2016-04-01	WDC	Western Digital	D	-2.93	0.30					
2016-04-01	WFC	Wells Fargo	D	-2.85	0.50	AIZ	Assurant	A	2.22	0.50
2016-04-01	WMB	Williams Companies	D	-2.96	0.80					
2016-04-01	UNFI	United Natural Foods	D	-2.92	0.10					
2016-04-01	URI	United Rentals	D	-2.87	0.10	HON	Honeywell International	A	2.22	0.10
2016-04-01	TEVA	Teva Pharmaceutical Industries Adr	D	-2.86	1.20	HOLX	Hologic	A	2.29	1.20
2016-04-01	ESRX	Express Scripts	D	-2.87	0.40	LLY	Eli Lilly	A	2.25	0.40
2016-04-01	BIIB	Biogen	D	-2.91	0.60					
2016-04-01	CFR	Cullen/frost Bankers	D	-2.88	0.00	ICE	Intercontinental Exchange	A	2.21	0.00
2016-04-01	COG	Cabot Oil & Gas	D	-2.89	0.40	XOM	Exxon Mobil	A	2.19	0.40
2016-04-01	GS	Goldman Sachs	D	-2.87	0.10	KIM	Kimco Realty	A	2.21	0.10
2016-04-01	CMA	Comerica	D	-2.87	0.50	FRT	Federal Realty Investment Trust	A	2.21	0.50
2016-04-01	MTG	Mgic Investment	D	-2.89	0.40	AMT	American Tower	A	2.21	0.40
2016-04-01	OII	Oceaneering International	D	-2.88	0.30	VLO	Valero Energy	A	2.18	0.30
2016-04-01	WFM	Whole Foods Market	D	-2.85	0.10	CVC	Cablevision Systems Corp	A	2.31	0.10
2016-04-01	BMRN	Biomarin Pharmaceutical	D	-2.91	0.20					
2016-04-01	POT	Potash Corporation Of Saskatchewan	D	-2.92	0.40					
2016-04-01	PII	Polaris Industries	D	-2.90	0.10	ATVI	Activision Blizzard	A	2.54	0.10
2016-04-01	VIAB	Viacom	D	-2.92	0.60					
2016-04-01	JPM	Jpmorgan Chase	D	-2.85	3.70	AON	Aon	A	2.21	3.70
2016-04-01	MCK	Mckesson	D	-2.89	0.80	WYNN	Wynn Resorts	A	2.31	0.80
2016-04-01	STJ	St Jude Medical Inc	D	-2.88	0.10	XRAY	Dentsply Sirona	A	2.23	0.10
2016-04-01	USB	Us Bancorp	D	-2.85	1.10	AMB	Prologis	A	2.21	1.10
2016-04-01	ACT	Actavis	D	-2.86	0.20	BDX	Becton Dickinson	A	2.23	0.20
2016-04-01	CVE	Cenovus Energy	D	-2.88	0.40	HD	The Home Depot	A	2.29	0.40
2016-04-01	C	Citigroup	D	-2.87	2.30	IRM	Iron Mountain	A	2.21	2.30
2016-04-01	JAZZ	Jazz Pharmaceuticals	D	-2.88	0.40	TMO	Thermo Fisher Scientific	A	2.22	0.40
2016-04-01	TWTR	Twitter	D	-2.95	0.10					
2016-04-01	GLNG	Golar Lng	D	-2.94	0.10					
2016-04-01	TOO	Teekay Offshore Partners L.p	D	-2.98	0.00					
2016-04-01	TXMD	Therapeuticsmd	D	-2.90	0.20	SYK	Stryker	A	2.21	0.20
2016-04-01	NVS	Novartis Adr	D	-2.89	0.00	BAX	Baxter International	A	2.21	0.00
2016-04-01	TSLA	Tesla	C	-1.86	0.00	HRL	Hormel Foods	A	2.51	0.00
2016-04-01	GM	General Motors	D	-2.86	0.00	RAI	Reynolds American	A	2.42	0.00
2016-04-01	PFG	Principal Financial	D	-2.87	0.20	PGR	Progressive	A	2.20	0.20
2016-04-01	CSLT	Castlight Health	D	-2.94	0.00					
2016-04-01	V	Visa	C	-1.84	1.60	AVB	Avalonbay Communities	A	2.20	1.60

Date	Ticker	Name	R	SM	W (%)	Ticker	Name	R	SM	W (%)
2016-04-01	RF	Regions Financial	D	-2.87	0.60	GGP	General Growth Reit	A	2.20	0.60
2016-04-01	LNKD	Linkedin	D	-2.92	0.00					
2016-04-01	WPZ	Williams Partners	D	-2.94	0.80					
2016-04-01	KEYW	Keyw	D	-2.91	0.00					
2016-04-01	IPI	Intrepid Potash	D	-2.99	0.00					
2016-04-01	LYB	Lyondellbasell Industries	D	-2.85	0.20	NEM	Newmont Mining	A	2.29	0.20
2016-04-01	KMI	Kinder Morgan	D	-2.94	0.50					
2016-04-01	ICPT	Intercept Pharmaceuticals	D	-2.93	0.70					
2016-04-01	GNCA	Genocea Biosciences	D	-2.94	0.00					
2016-04-01	ABBV	Abbvie	D	-2.85	0.20	ISRG	Intuitive Surgical	A	2.20	0.20
2016-04-01	CSTE	Caesarstone	D	-2.92	0.00					
2016-04-01	MPLX	Mplx	D	-2.94	0.10					
2016-04-01	DYN	Dynegy	D	-2.93	0.20					
2016-04-01	TMHC	Taylor Morrison Home	D	-2.89	0.10	STZ	Constellation Brands	A	2.31	0.10
2016-04-01	ONCE	Spark Therapeutics	D	-2.93	0.00					
2016-04-01	MBLY	Mobileye	D	-2.91	0.10					
2016-04-01	BHGE	Baker Hughes, A Ge	D	-2.90	0.30	RRC	Range Resources	B	1.26	0.30
2016-05-02	AME	Ametek	D	-2.86	0.30	FISV	Fiserv	A	2.61	0.30
2016-05-02	AAPL	Apple	D	-2.88	2.50	VRSN	Verisign	A	2.31	2.50
2016-05-02	ABT	Abbott Laboratories	D	-2.85	0.50	HSIC	Henry Schein	A	2.56	0.50
2016-05-02	MET	Metlife	D	-2.87	0.50	EXR	Extra Space Storage	A	2.82	0.50
2016-05-02	GRA	W R Grace Cognizant	D	-2.84	0.30	NEM	Newmont Mining	A	2.37	0.30
2016-05-02	CTSH	Technology Solutions	D	-2.86	0.20	NVDA	Nvidia	A	2.31	0.20
2016-05-02	APC	Anadarko Petroleum	D	-2.91	0.20					
2016-05-02	CGI	Celadon Group	D	-2.94	0.00					
2016-05-02	KKR	Kkr	D	-2.91	0.30					
2016-05-02	BAC	Bank Of America	D	-2.87	2.90	EFX	Equifax	A	2.68	2.90
2016-05-02	WAB	Westinghouse Air Brake Technologies	D	-2.87	0.00	NOC	Northrop Grumman	A	2.54	0.00
2016-05-02	LLOY	Lloyds Banking	D	-2.87	0.00	NI	Nisource	A	3.00	0.00
2016-05-02	STAN	Standard Chartered	D	-2.91	0.30					
2016-05-02	CELG	Celgene	D	-2.86	0.30	EW	Edwards Lifesciences	A	2.56	0.30
2016-05-02	ALNY	Alnylam Pharmaceuticals	D	-2.92	0.10					
2016-05-02	SM	Sm Energy	D	-2.94	0.30					
2016-05-02	CSX	Csx	D	-2.88	0.90	GPN	Global Payments	A	2.35	0.90
2016-05-02	BX	Blackstone	D	-2.89	0.40	NDAQ	Nasdaq	A	2.49	0.40
2016-05-02	ESV	Ensco	D	-2.96	0.10					
2016-05-02	BWA	Borgwarner	D	-2.90	0.10					
2016-05-02	NOV	National Oilwell Varco	D	-2.93	0.40					
2016-05-02	GD	General Dynamics	D	-2.85	0.00	TSS	Total System Services	A	2.30	0.00
2016-05-02	STT	State Street	D	-2.87	1.50	CB	Chubb	A	2.31	1.50
2016-05-02	MS	Morgan Stanley	D	-2.89	1.00	PSA	Public Storage	A	2.28	1.00
2016-05-02	ETE	Energy Transfer Equity	D	-2.94	0.30					
2016-05-02	RDN	Radian	D	-2.89	0.10	EQIX	Equinix Inc	A	2.26	0.10
2016-05-02	CRM	Salesforce.com	C	-1.84	0.10	KLAC	Kla-tencor	A	2.25	0.10
2016-05-02	LM	Legg Mason	D	-2.91	0.10					
2016-05-02	NTRS	Northern Trust	D	-2.84	1.00	UDR	Udr	A	2.25	1.00
2016-05-02	COP	Conocophillips	D	-2.91	1.00					
2016-05-02	PNC	Pnc Financial Services	D	-2.85	0.30	WY	Weyerhaeuser	A	2.24	0.30
2016-05-02		Unisys Corp	D	-2.96	0.20					
2016-05-02	UNP	Union Pacific	D	-2.88	0.10	MAS	Masco	A	2.29	0.10
2016-05-02	SAN	Sanofi	D	-2.88	0.10	WYNN	Wynn Resorts	A	2.31	0.10
2016-05-02	CF	Cf Industries	D	-2.92	0.10					
2016-05-02	WAG	Walgreens Boots Alliance	D	-2.86	0.40	ULTA	Ulta Beauty	A	2.41	0.40
2016-05-02	INSM	Insmmed	D	-2.92	0.10					

Date	Ticker	Name	R	SM	W (%)	Ticker	Name	R	SM	W (%)
2016-05-02	WDC	Western Digital	D	-2.94	0.30					
2016-05-02	WFC	Wells Fargo	D	-2.85	0.50	AIZ	Assurant	A	2.24	0.50
2016-05-02	WMB	Williams Companies	D	-2.95	1.00					
2016-05-02	UNFI	United Natural Foods	D	-2.93	0.10					
2016-05-02	URI	United Rentals	D	-2.86	0.10	ALLE	Allegion	A	2.27	0.10
2016-05-02	TEVA	Pharmaceutical Industries Adr	D	-2.87	1.20	BCR	C R Bard	A	2.36	1.20
2016-05-02	ESRX	Express Scripts	D	-2.86	0.40	BDX	Becton Dickinson	A	2.24	0.40
2016-05-02	BIIB	Biogen	D	-2.90	0.60					
2016-05-02	GS	Goldman Sachs	D	-2.86	0.10	O	Realty Income	A	2.23	0.10
2016-05-02	MTG	Mgic Investment	D	-2.90	0.30	IRM	Iron Mountain	A	2.23	0.30
2016-05-02	OII	Oceaneering International	D	-2.87	0.40	MUR	Murphy Oil	A	2.37	0.40
2016-05-02	WFM	Whole Foods Market	D	-2.86	0.10	AMZN	Amazon.com	A	2.40	0.10
2016-05-02	BMRN	Biomarin Pharmaceutical	D	-2.90	0.20					
2016-05-02	POT	Corporation Of Saskatchewan	D	-2.92	0.40					
2016-05-02	PII	Polaris Industries	D	-2.90	0.10	ATVI	Activision Blizzard	A	2.55	0.10
2016-05-02	VIAB	Viacom	D	-2.92	0.70					
2016-05-02	JPM	Jpmorgan Chase	D	-2.84	3.70	HIG	The Hartford Financial Services	A	2.23	3.70
2016-05-02	MCK	Mckesson	D	-2.88	0.90	CVC	Cablevision Systems Corp	A	2.32	0.90
2016-05-02	USB	Us Bancorp	D	-2.84	1.10	TRV	Travelers Companies	A	2.22	1.10
2016-05-02	ACT	Actavis	D	-2.89	0.20	XRAY	Dentsply Sirona	A	2.23	0.20
2016-05-02	CVE	Cenovus Energy	D	-2.86	0.50	HD	The Home Depot	A	2.30	0.50
2016-05-02	C	Citigroup	D	-2.86	2.50	CINF	Cincinnati Financial	A	2.22	2.50
2016-05-02	TWTR	Twitter	D	-2.95	0.10					
2016-05-02	NXTM	Nxstage Medical	D	-2.88	0.10	TMO	Thermo Fisher Scientific	A	2.22	0.10
2016-05-02	GLNG	Golar Lng	D	-2.94	0.10					
2016-05-02	TOO	Teekay Offshore Partners L.p	D	-2.97	0.00					
2016-05-02	NVS	Novartis Adr	D	-2.88	0.00	BAX	Baxter International	A	2.22	0.00
2016-05-02	GM	General Motors	D	-2.85	0.00	RAI	Reynolds American	A	2.41	0.00
2016-05-02	PFG	Principal Financial	D	-2.86	0.20	ICE	Intercontinental Exchange	A	2.22	0.20
2016-05-02	CSLT	Castlight Health	D	-2.94	0.00					
2016-05-02	LNKD	Linkedin	D	-2.92	0.00					
2016-05-02	IPI	Intrepid Potash	D	-2.99	0.00					
2016-05-02	LYB	Lyondellbasell Industries	D	-2.86	0.20	AVY	Avery Dennison	A	2.30	0.20
2016-05-02	KMI	Kinder Morgan	D	-2.93	0.60					
2016-05-02	ICPT	Intercept Pharmaceuticals	D	-2.92	0.80					
2016-05-02	GNCA	Genocea Biosciences	D	-2.96	0.00					
2016-05-02	CSTE	Caesarstone	D	-2.91	0.00					
2016-05-02	MPLX	Mplx	D	-2.93	0.00					
2016-05-02	TMHC	Taylor Morrison Home	D	-2.89	0.20	STZ	Constellation Brands	A	2.32	0.20
2016-05-02	ONCE	Spark Therapeutics	D	-2.92	0.10					
2016-05-02	MBLY	Mobileye	D	-2.90	0.10					
2016-05-02	BHGE	Baker Hughes, A Ge	D	-2.89	0.40	RRC	Range Resources	A	2.35	0.40
2016-06-01	AME	Ametek	D	-2.86	0.40	FISV	Fiserv	A	2.65	0.40
2016-06-01	AAPL	Apple	D	-2.88	2.60	NVDA	Nvidia	A	2.40	2.60
2016-06-01	ABT	Abbott Laboratories	D	-2.85	0.50	HSIC	Henry Schein	A	2.56	0.50
2016-06-01	MET	Metlife	D	-2.87	0.50	EXR	Extra Space Storage	A	2.87	0.50
2016-06-01	GRA	W R Grace Cognizant	D	-2.84	0.30	NEM	Newmont Mining	A	2.35	0.30
2016-06-01	CTSH	Technology Solutions	D	-2.85	0.20	VRSN	Verisign	A	2.30	0.20

Date	Ticker	Name	R	SM	W (%)	Ticker	Name	R	SM	W (%)
2016-06-01	APC	Anadarko Petroleum	D	-2.91	0.20					
2016-06-01	CGI	Celadon Group	D	-2.94	0.00					
2016-06-01	KKR	Kkr	D	-2.91	0.30					
2016-06-01	BAC	Bank Of America	D	-2.87	2.90	EFX	Equifax	A	2.71	2.90
2016-06-01	WAB	Westinghouse Air Brake Technologies	D	-2.87	0.10	NOC	Northrop Grumman	A	2.55	0.10
2016-06-01	STAN	Standard Chartered	D	-2.92	0.20					
2016-06-01	CELG	Celgene	D	-2.86	0.40	EW	Edwards Lifesciences	A	2.52	0.40
2016-06-01	ALNY	Alnylam Pharmaceuticals	D	-2.92	0.10					
2016-06-01	CI	Cigna	D	-2.87	0.10	BCR	C R Bard	A	2.37	0.10
2016-06-01	SM	Sm Energy	D	-2.94	0.30					
2016-06-01	CSX	Csx	D	-2.88	0.80	AYI	Acuity Brands	A	2.40	0.80
2016-06-01	BX	Blackstone	D	-2.90	0.40	NDAQ	Nasdaq	A	2.51	0.40
2016-06-01	ESV	Ensco	D	-2.97	0.00					
2016-06-01	BWA	Borgwarner	D	-2.91	0.10					
2016-06-01	NOV	National Oilwell Varco	D	-2.94	0.40					
2016-06-01	STT	State Street	D	-2.87	1.50	CB	Chubb	A	2.33	1.50
2016-06-01	MS	Morgan Stanley	D	-2.89	0.90	PSA	Public Storage	A	2.28	0.90
2016-06-01	ETE	Energy Transfer Equity	D	-2.94	0.50					
2016-06-01	RDN	Radian	D	-2.89	0.20	EQIX	Equinix Inc	A	2.28	0.20
2016-06-01	NTRS	Northern Trust	D	-2.83	1.00	NAVI	Navient	A	2.27	1.00
2016-06-01	COP	Conocophillips	D	-2.92	1.00					
2016-06-01	PNC	Pnc Financial Services	D	-2.85	0.30	DLR	Digital Realty Trust	A	2.25	0.30
2016-06-01		Unisys Corp	D	-2.95	0.20					
2016-06-01	UNP	Union Pacific	D	-2.89	0.10	GPN	Global Payments	A	2.38	0.10
2016-06-01	SAN	Sanofi	D	-2.88	0.10	NI	Nisource	A	3.00	0.10
2016-06-01	CF	Cf Industries	D	-2.93	0.10					
2016-06-01	WAG	Walgreens Boots Alliance	D	-2.87	0.40	ALK	Alaska Air	A	2.68	0.40
2016-06-01	INSM	Insmed	D	-2.93	0.10					
2016-06-01	WFC	Wells Fargo	D	-2.85	0.50	UDR	Udr	A	2.25	0.50
2016-06-01	UNFI	United Natural Foods	D	-2.92	0.10					
2016-06-01	URI	United Rentals	D	-2.85	0.10	TSS	Total System Services	A	2.31	0.10
2016-06-01	ALR	Alere	D	-2.86	0.20	STJ	St Jude Medical Inc	A	2.26	0.20
2016-06-01	TEVA	Teva Pharmaceutical Industries Adr	D	-2.87	1.20	BDX	Becton Dickinson	A	2.25	1.20
2016-06-01	VRTX	Vertex Pharmaceuticals	D	-2.89	0.30	XRAY	Dentsply Sirona	A	2.23	0.30
2016-06-01	GS	Goldman Sachs	D	-2.87	0.10	ICE	Intercontinental Exchange	A	2.24	0.10
2016-06-01	MTG	Mgic Investment	D	-2.90	0.30	AIZ	Assurant	A	2.24	0.30
2016-06-01	GILD	Gilead Sciences	D	-2.86	0.10	TMO	Thermo Fisher Scientific	A	2.23	0.10
2016-06-01	OII	Oceaneering International	D	-2.88	0.30	SWN	Southwestern Energy	A	2.46	0.30
2016-06-01	WFM	Whole Foods Market	D	-2.84	0.10	ULTA	Ulta Beauty	A	2.46	0.10
2016-06-01	BMRN	Biomarin Pharmaceutical	D	-2.90	0.20					
2016-06-01	POT	Potash Corporation Of Saskatchewan	D	-2.92	0.40					
2016-06-01	IMO	Imperial Oil	D	-2.85	0.70	AMZN	Amazon.com	A	2.42	0.70
2016-06-01	PII	Polaris Industries	D	-2.91	0.10					
2016-06-01	VIAB	Viacom	D	-2.92	0.70					
2016-06-01	JPM	Jpmorgan Chase	D	-2.84	3.70	WY	Weyerhaeuser	A	2.23	3.70
2016-06-01	USB	Us Bancorp	D	-2.84	1.10	O	Realty Income	A	2.23	1.10
2016-06-01	ACT	Actavis	D	-2.87	0.20	BAX	Baxter International	A	2.21	0.20
2016-06-01	CVE	Cenovus Energy	D	-2.85	0.50	OKE	Oneok	A	2.39	0.50
2016-06-01	C	Citigroup	D	-2.86	2.50	TRV	Travelers Companies	A	2.23	2.50
2016-06-01	TWTR	Twitter	D	-2.95	0.10					
2016-06-01	GLNG	Golar Lng	D	-2.95	0.10					

Date	Ticker	Name	R	SM	W (%)	Ticker	Name	R	SM	W (%)
2016-06-01	TOO	Teekay Offshore Partners L.p	D	-2.97	0.00					
2016-06-01	NVS	Novartis Adr	D	-2.87	0.00	ISRG	Intuitive Surgical	A	2.21	0.00
2016-06-01	GM	General Motors	D	-2.86	0.00	ATVI	Activision Blizzard	A	2.61	0.00
2016-06-01	CFG	Principal Financial	D	-2.86	0.20	CINF	Cincinnati Financial	A	2.23	0.20
2016-06-01	CSLT	Castlight Health	D	-2.92	0.00					
2016-06-01	LNKD	Linkedin	D	-2.91	0.00					
2016-06-01	IPI	Intrepid Potash	D	-2.99	0.00					
2016-06-01	LYB	Lyondellbasell Industries	D	-2.86	0.20	AVY	Avery Dennison	A	2.30	0.20
2016-06-01	KMI	Kinder Morgan	D	-2.93	0.70					
2016-06-01	ICPT	Intercept Pharmaceuticals	D	-2.92	0.80					
2016-06-01	GNCA	Genocea Biosciences	D	-2.95	0.00					
2016-06-01	KORS	Michael Kors	C	-1.87	0.10	RAI	Reynolds American	A	2.42	0.10
2016-06-01	MPLX	Mplx	D	-2.93	0.00					
2016-06-01	TMHC	Taylor Morrison Home	D	-2.88	0.20	STZ	Constellation Brands	A	2.31	0.20
2016-06-01	ONCE	Spark Therapeutics	D	-2.88	0.10	DGX	Quest Diagnostics	A	2.21	0.10
2016-07-01	AME	Ametek	D	-2.87	0.40	FISV	Fiserv	A	2.67	0.40
2016-07-01	AAPL	Apple	D	-2.88	2.60	NVDA	Nvidia	A	2.40	2.60
2016-07-01	ABT	Abbott Laboratories	D	-2.85	0.50	HSIC	Henry Schein	A	2.58	0.50
2016-07-01	MET	Metlife	D	-2.89	0.40	EXR	Extra Space Storage	A	2.85	0.40
2016-07-01	GRA	W R Grace Cognizant	D	-2.84	0.30	NEM	Newmont Mining	A	2.43	0.30
2016-07-01	CTSH	Technology Solutions	D	-2.86	0.20	VRSN	Verisign	A	2.30	0.20
2016-07-01	CGI	Celadon Group	D	-2.95	0.00					
2016-07-01	KKR	Kkr	D	-2.92	0.30					
2016-07-01	BAC	Bank Of America	D	-2.88	2.70	EFX	Equifax	A	2.72	2.70
2016-07-01	BEN	Franklin Resources	D	-2.86	0.10	CB	Chubb	A	2.34	0.10
2016-07-01	WAB	Westinghouse Air Brake Technologies	D	-2.89	0.10	NOC	Northrop Grumman	A	2.57	0.10
2016-07-01	ALNY	Alnylam Pharmaceuticals	D	-2.93	0.10					
2016-07-01	CI	Cigna	D	-2.87	0.10	EW	Edwards Lifesciences	A	2.51	0.10
2016-07-01	CSX	Csx	D	-2.88	0.80	AYI	Acuity Brands	A	2.39	0.80
2016-07-01	BX	Blackstone	D	-2.91	0.40					
2016-07-01	ESV	Ensco	D	-2.97	0.10					
2016-07-01	BWA	Borgwarner	D	-2.92	0.10					
2016-07-01	NOV	National Oilwell Varco	D	-2.93	0.50					
2016-07-01	STT	State Street	D	-2.89	1.30	EQIX	Equinix Inc	A	2.30	1.30
2016-07-01	HOG	Harley-davidson	D	-2.82	0.10	ATVI	Activision Blizzard	A	2.63	0.10
2016-07-01	MS	Morgan Stanley	D	-2.89	0.90	DLR	Digital Realty Trust	A	2.29	0.90
2016-07-01	ETE	Energy Transfer Equity	D	-2.93	0.50					
2016-07-01	RDN	Radian	D	-2.91	0.20					
2016-07-01	MSFT	Microsoft	C	-1.85	2.70	AMAT	Applied Materials	A	2.28	2.70
2016-07-01	NTRS	Northern Trust	D	-2.85	0.90	O	Realty Income	A	2.27	0.90
2016-07-01	COP	Conocophillips	D	-2.92	1.10					
2016-07-01	PNC	Pnc Financial Services	D	-2.86	0.30	UDR	Udr	A	2.26	0.30
2016-07-01		Unisys Corp	D	-2.96	0.20					
2016-07-01	SAN	Sanofi	D	-2.88	0.10	OKE	Oneok	A	2.42	0.10
2016-07-01	CF	Cf Industries	D	-2.94	0.10					
2016-07-01	WAG	Walgreens Boots Alliance	D	-2.84	0.40	ULTA	Ulta Beauty	A	2.48	0.40
2016-07-01	INSM	Insmid	D	-2.94	0.10					
2016-07-01	WDC	Western Digital	D	-2.85	0.50	KLAC	Kla-tencor	A	2.26	0.50
2016-07-01	WFC	Wells Fargo	D	-2.86	0.40	VTR	Ventas	A	2.25	0.40
2016-07-01	ALR	Alere	D	-2.87	0.30	BCR	C R Bard	A	2.40	0.30
2016-07-01	TEVA	Teva Pharmaceutical Industries Adr	D	-2.87	1.20	STJ	St Jude Medical Inc	A	2.26	1.20
2016-07-01	VRTX	Vertex Pharmaceuticals	D	-2.90	0.30	BDX	Becton Dickinson	A	2.25	0.30

Date	Ticker	Name	R	SM	W (%)	Ticker	Name	R	SM	W (%)
2016-07-01	GS	Goldman Sachs	D	-2.88	0.10	IRM	Iron Mountain	A	2.25	0.10
2016-07-01	REGN	Regeneron Pharmaceuticals	D	-2.90	0.10	XRAY	Dentsply Sirona	A	2.23	0.10
2016-07-01	MTG	Mgic Investment	D	-2.91	0.30					
2016-07-01	GILD	Gilead Sciences	D	-2.86	0.10	SYK	Stryker	A	2.23	0.10
2016-07-01	OII	Oceaneering International	D	-2.89	0.30	SWN	Southwestern Energy	A	2.42	0.30
2016-07-01	BMRN	Biomarin Pharmaceutical	D	-2.91	0.20					
2016-07-01	POT	Corporation Of Saskatchewan	D	-2.92	0.40					
2016-07-01	IMO	Imperial Oil	D	-2.85	0.70	RRC	Range Resources	A	2.36	0.70
2016-07-01	PII	Polaris Industries	D	-2.91	0.10					
2016-07-01	VIAB	Viacom	D	-2.92	0.60					
2016-07-01	JPM	Jpmorgan Chase	D	-2.85	3.50	CINF	Cincinnati Financial	A	2.25	3.50
2016-07-01	USB	Us Bancorp	D	-2.85	1.10	AIZ	Assurant	A	2.24	1.10
2016-07-01	ACT	Actavis	D	-2.88	0.20	TMO	Thermo Fisher Scientific	A	2.23	0.20
2016-07-01	IHS	IHS Cl A	C	-1.84	0.00	NI	Nisource	A	3.00	0.00
2016-07-01	C	Citigroup	D	-2.87	2.40	NAVI	Navient	A	2.24	2.40
2016-07-01	SRCL	Stericycle	D	-2.86	0.20	GPN	Global Payments	A	2.35	0.20
2016-07-01	TWTR	Twitter	D	-2.95	0.10					
2016-07-01	TGT	Target	D	-2.86	1.50	AMZN	Amazon.com	A	2.42	1.50
2016-07-01	GLNG	Golar Lng	D	-2.95	0.10					
2016-07-01	TOO	Teekay Offshore Partners L.p	D	-2.97	0.00					
2016-07-01	TSLA	Tesla	D	-2.86	0.00	RAI	Reynolds American	A	2.45	0.00
2016-07-01	GM	General Motors	D	-2.87	0.00	STZ	Constellation Brands	A	2.33	0.00
2016-07-01	IPI	Intrepid Potash	D	-2.98	0.00					
2016-07-01	LYB	Lyondellbasell Industries	D	-2.87	0.20	ALB	Albemarle	A	2.32	0.20
2016-07-01	KMI	Kinder Morgan	D	-2.93	0.80					
2016-07-01	GNCA	Genocea Biosciences	D	-2.96	0.00					
2016-07-01	KORS	Michael Kors	C	-1.86	0.10	TSN	Tyson Foods	A	2.29	0.10
2016-08-01	AME	Ametek	D	-2.86	0.40	FISV	Fiserv	A	2.68	0.40
2016-08-01	MET	Metlife	D	-2.88	0.40	EXR	Extra Space Storage	A	2.81	0.40
2016-08-01	CTSH	Cognizant Technology Solutions	D	-2.86	0.20	NVDA	Nvidia	A	2.49	0.20
2016-08-01	CGI	Celadon Group	D	-2.95	0.00					
2016-08-01	BAC	Bank Of America	D	-2.87	2.90	EFX	Equifax	A	2.74	2.90
2016-08-01	BEN	Franklin Resources	D	-2.85	0.10	CB	Chubb	A	2.32	0.10
2016-08-01	WAB	Westinghouse Air Brake Technologies	D	-2.89	0.10	NOC	Northrop Grumman	A	2.56	0.10
2016-08-01	CELG	Celgene	D	-2.82	0.10	EW	Edwards Lifesciences	A	2.59	0.10
2016-08-01	CI	Cigna	D	-2.88	0.20	HSIC	Henry Schein	A	2.59	0.20
2016-08-01	CVS	Cvs Health	D	-2.85	0.50	ULTA	Ulta Beauty	A	2.51	0.50
2016-08-01	BX	Blackstone	D	-2.90	0.50	EQIX	Equinix Inc	A	2.29	0.50
2016-08-01	ESV	Enesco	D	-2.97	0.00					
2016-08-01	BWA	Borgwarner	D	-2.91	0.10					
2016-08-01	COP	Conocophillips	D	-2.92	1.00					
2016-08-01		Unisys Corp	D	-2.95	0.20					
2016-08-01	CF	Cf Industries	D	-2.94	0.10					
2016-08-01	INSM	Insmmed	D	-2.93	0.10					
2016-08-01	ALR	Alere	D	-2.88	0.30	BCR	C R Bard	A	2.38	0.30
2016-08-01	TEVA	Teva Pharmaceutical Industries Adr	D	-2.87	1.20	STJ	St Jude Medical Inc	A	2.28	1.20
2016-08-01	GS	Goldman Sachs	D	-2.87	0.10	DLR	Digital Realty Trust	A	2.28	0.10
2016-08-01	MTG	Mgic Investment	D	-2.90	0.40	NAVI	Navient	A	2.28	0.40
2016-08-01	GILD	Gilead Sciences	D	-2.87	0.20	BDX	Becton Dickinson	A	2.26	0.20
2016-08-01	OII	Oceaneering International	D	-2.90	0.30					
2016-08-01	BMRN	Biomarin Pharmaceutical	D	-2.89	0.20	TMO	Thermo Fisher Scientific	A	2.24	0.20
2016-08-01	POT	Corporation Of Saskatchewan	D	-2.93	0.40					

Date	Ticker	Name	R	SM	W (%)	Ticker	Name	R	SM	W (%)
2016-08-01	IMO	Imperial Oil	D	-2.85	0.70	NI	Nisource	A	3.00	0.70
2016-08-01	SBGI	Sinclair Broadcast	C	-1.87	0.20	AMZN	Amazon.com	A	2.45	0.20
2016-08-01	ACT	Actavis	D	-2.87	0.20	XRAY	Dentsply Sirona	A	2.24	0.20
2016-08-01	C	Citigroup	D	-2.87	2.30	O	Realty Income	A	2.28	2.30
2016-08-01	ALXN	Alexion Pharmaceuticals	D	-2.86	0.10	BAX	Baxter International	A	2.24	0.10
2016-08-01	SRCL	Stericycle	D	-2.88	0.10	AYI	Acuity Brands	A	2.41	0.10
2016-08-01	GLNG	Golar Lng	D	-2.95	0.10					
2016-08-01	IPI	Intrepid Potash	D	-2.99	0.00					
2016-08-01	LYB	Lyondellbasell Industries	D	-2.87	0.20	NEM	Newmont Mining	A	2.47	0.20
2016-08-01	GNCA	Genocea Biosciences	D	-2.96	0.00					
2016-08-01	FIT	Fitbit	D	-2.96	0.10					
2016-08-01	KORS	Michael Kors	C	-1.85	0.10	ATVI	Activision Blizzard	A	2.63	0.10
2016-09-01	MET	Metlife	D	-2.88	0.40	EXR	Extra Space Storage	A	2.76	0.40
2016-09-01	GRA	W R Grace Cognizant	C	-1.83	0.30	NEM	Newmont Mining	A	2.42	0.30
2016-09-01	CTSH	Technology Solutions	D	-2.86	0.20	NVDA	Nvidia	A	2.55	0.20
2016-09-01	CGI	Celadon Group	D	-2.95	0.00					
2016-09-01	ANTM	Anthem	D	-2.86	0.00	EW	Edwards Lifesciences	A	2.60	0.00
2016-09-01	CI	Cigna	D	-2.87	0.30	BCR	C R Bard	A	2.37	0.30
2016-09-01	CVS	Cvs Health	D	-2.85	0.60	ULTA	Ulta Beauty	A	2.48	0.60
2016-09-01	DIS	Walt Disney	D	-2.84	0.00	AMZN	Amazon.com	A	2.45	0.00
2016-09-01	ESV	Ensco	D	-2.98	0.00					
2016-09-01	BWA	Borgwarner	D	-2.91	0.10					
2016-09-01	COP	Conocophillips	D	-2.92	1.10					
2016-09-01		Unisys Corp	D	-2.94	0.20					
2016-09-01	SAN	Sanofi	D	-2.85	0.10	EFX	Equifax	A	2.75	0.10
2016-09-01	CF	Cf Industries	D	-2.94	0.20					
2016-09-01	ALR	Alere	D	-2.87	0.40	STJ	St Jude Medical Inc	A	2.26	0.40
2016-09-01	TEVA	Teva Pharmaceutical Industries Adr	D	-2.87	1.10	BDX	Becton Dickinson	A	2.26	1.10
2016-09-01	GILD	Gilead Sciences	D	-2.87	0.20	MNK	Mallinckrodt	A	2.24	0.20
2016-09-01	OII	Oceaneering International	D	-2.91	0.30					
2016-09-01	WFM	Whole Foods Market	C	-1.86	0.10	WYNN	Wynn Resorts	A	2.30	0.10
2016-09-01	POT	Potash Corporation Of Saskatchewan	D	-2.92	0.50					
2016-09-01	IMO	Imperial Oil	D	-2.85	0.70	CHK	Chesapeake Energy	A	2.66	0.70
2016-09-01	SBGI	Sinclair Broadcast	C	-1.86	0.20	HD	The Home Depot	A	2.29	0.20
2016-09-01	ALXN	Alexion Pharmaceuticals	D	-2.87	0.20	XRAY	Dentsply Sirona	A	2.23	0.20
2016-09-01	SRCL	Stericycle	D	-2.89	0.10	FISV	Fiserv	A	2.64	0.10
2016-09-01	TGT	Target	D	-2.85	1.30	DNB	Dun & Bradstreet	A	2.26	1.30
2016-09-01	IPI	Intrepid Potash	D	-2.98	0.00					
2016-09-01	LYB	Lyondellbasell Industries	D	-2.87	0.20	ALB	Albemarle	A	2.32	0.20
2016-09-01	FIT	Fitbit	D	-2.95	0.00					
2016-09-01	KORS	Michael Kors	C	-1.86	0.10	ATVI	Activision Blizzard	A	2.67	0.10
2016-09-01	DYN	Dynegy	C	-1.90	0.20	NI	Nisource	A	3.00	0.20
2016-10-03	GRA	W R Grace Cognizant	C	-1.84	0.20	NEM	Newmont Mining	A	2.41	0.20
2016-10-03	CTSH	Technology Solutions	D	-2.88	0.20	NVDA	Nvidia	A	2.59	0.20
2016-10-03		Bayer	D	-2.90	0.00	EXR	Extra Space Storage	A	2.73	0.00
2016-10-03	SU	Suncor Energy	C	-1.84	1.50	ATVI	Activision Blizzard	A	2.70	1.50
2016-10-03	CGI	Celadon Group	D	-2.95	0.00					
2016-10-03	ANTM	Anthem	D	-2.86	0.00	EW	Edwards Lifesciences	A	2.62	0.00
2016-10-03	CI	Cigna	D	-2.87	0.30	STJ	St Jude Medical Inc	A	2.27	0.30
2016-10-03	CVS	Cvs Health	D	-2.86	0.70	AMZN	Amazon.com	A	2.49	0.70
2016-10-03	DIS	Walt Disney	D	-2.85	0.10	ULTA	Ulta Beauty	A	2.46	0.10
2016-10-03	ESV	Ensco	D	-2.98	0.00					
2016-10-03	NOV	National Oilwell Varco	C	-1.83	0.50	CHK	Chesapeake Energy	A	2.67	0.50

Date	Ticker	Name	R	SM	W (%)	Ticker	Name	R	SM	W (%)
2016-10-03	COP	Conocophillips	D	-2.92	1.30					
2016-10-03	SAN	Sanofi	D	-2.85	0.10	OKE	Oneok	A	2.45	0.10
2016-10-03	CF	Cf Industries	D	-2.94	0.20					
2016-10-03	WAG	Walgreens Boots Alliance	D	-2.84	0.30	WYNN	Wynn Resorts	A	2.32	0.30
2016-10-03	WFC	Wells Fargo	D	-2.86	0.50	EFX	Equifax	A	2.76	0.50
2016-10-03	ALR	Alere Teva	D	-2.86	0.50	BDX	Becton Dickinson	A	2.26	0.50
2016-10-03	TEVA	Pharmaceutical Industries Adr	D	-2.89	1.00	COO	Cooper Companies	A	2.24	1.00
2016-10-03	GILD	Gilead Sciences	D	-2.87	0.30	TMO	Thermo Fisher Scientific	A	2.24	0.30
2016-10-03	OII	Oceaneering International	D	-2.90	0.30					
2016-10-03	WFM	Whole Foods Market Potash	D	-2.87	0.10	HD	The Home Depot	A	2.28	0.10
2016-10-03	POT	Corporation Of Saskatchewan	D	-2.92	0.40					
2016-10-03	IMO	Imperial Oil	D	-2.85	0.70	SWN	Southwestern Energy	A	2.45	0.70
2016-10-03	BMJ	Bristol-myers Squibb	D	-2.88	0.40	ISRG	Intuitive Surgical	A	2.24	0.40
2016-10-03	SBGI	Sinclair Broadcast	D	-2.87	0.20	DNB	Dun & Bradstreet	A	2.26	0.20
2016-10-03	CVE	Cenovus Energy	C	-1.84	0.50	MRO	Marathon Oil	A	2.40	0.50
2016-10-03	ALXN	Alexion Pharmaceuticals	D	-2.87	0.40	BAX	Baxter International	A	2.24	0.40
2016-10-03	JAZZ	Jazz Pharmaceuticals	D	-2.87	0.50	DGX	Quest Diagnostics	A	2.23	0.50
2016-10-03	AMCX	Amc Networks	D	-2.90	0.20	PCLN	The Priceline	A	2.25	0.20
2016-10-03	SRCL	Stericycle	D	-2.90	0.10	FISV	Fiserv	A	2.61	0.10
2016-10-03	TGT	Target	D	-2.85	1.30	ROST	Ross Stores	A	2.24	1.30
2016-10-03	IPI	Intrepid Potash	D	-2.87	0.00	ALB	Albemarle	A	2.34	0.00
2016-10-03	DYN	Dynegy	C	-1.90	0.30	NI	Nisource	A	3.00	0.30
2016-11-01	ABT	Abbott Laboratories	D	-2.86	0.40	EW	Edwards Lifesciences	A	2.48	0.40
2016-11-01	GRA	W R Grace Cognizant	C	-1.85	0.30	NEM	Newmont Mining	A	2.41	0.30
2016-11-01	CTSH	Technology Solutions	D	-2.88	0.20	NVDA	Nvidia	A	2.60	0.20
2016-11-01		Bayer	D	-2.90	0.00	CHK	Chesapeake Energy	A	2.56	0.00
2016-11-01	CGI	Celadon Group	D	-2.96	0.00					
2016-11-01	ANTM	Anthem	D	-2.86	0.10	STJ	St Jude Medical Inc	A	2.26	0.10
2016-11-01	ALNY	Alnylam Pharmaceuticals	D	-2.92	0.00					
2016-11-01	CI	Cigna	D	-2.89	0.30	BDX	Becton Dickinson	A	2.25	0.30
2016-11-01	CM-CSA	Comcast	C	-1.85	1.60	ULTA	Ulta Beauty	A	2.47	1.60
2016-11-01	CVS	Cvs Health	D	-2.87	0.70	AMZN	Amazon.com	A	2.46	0.70
2016-11-01	BX	Blackstone	D	-2.85	0.70	EFX	Equifax	A	2.70	0.70
2016-11-01	DIS	Walt Disney	D	-2.85	0.30	WYNN	Wynn Resorts	A	2.32	0.30
2016-11-01	ESV	Enesco	D	-2.98	0.00					
2016-11-01	GSK	Glaxosmithkline Adr	C	-1.85	1.50	COO	Cooper Companies	A	2.24	1.50
2016-11-01	KR	Kroger	D	-2.88	0.00	HD	The Home Depot	A	2.26	0.00
2016-11-01	CRM	Salesforce.com	D	-2.85	0.10	AMAT	Applied Materials	A	2.34	0.10
2016-11-01	LOW	Lowe's Companies	D	-2.87	0.80	PCLN	The Priceline	A	2.25	0.80
2016-11-01	PSA	Public Storage	D	-2.88	0.00	CB	Chubb	A	2.32	0.00
2016-11-01	COP	Conocophillips	D	-2.92	1.50					
2016-11-01	SAN	Sanofi	D	-2.85	0.10	OKE	Oneok	A	2.43	0.10
2016-11-01	CF	Cf Industries	D	-2.94	0.20					
2016-11-01	WAG	Walgreens Boots Alliance	D	-2.84	0.30	UAL	United Continental	A	2.25	0.30
2016-11-01	WFC	Wells Fargo	D	-2.85	0.80	ZION	Zions Bancorp	A	2.27	0.80
2016-11-01	AZN	Astrazeneca Adr	C	-1.86	0.10	BAX	Baxter International	A	2.23	0.10
2016-11-01	TEVA	Teva Pharmaceutical Industries Adr	D	-2.89	1.10	ISRG	Intuitive Surgical	A	2.22	1.10
2016-11-01	ESRX	Express Scripts	D	-2.85	0.30	TMO	Thermo Fisher Scientific	A	2.22	0.30
2016-11-01	REGN	Regeneron Pharmaceuticals	D	-2.86	0.10	DGX	Quest Diagnostics	A	2.22	0.10

Date	Ticker	Name	R	SM	W (%)	Ticker	Name	R	SM	W (%)
2016-11-01	GILD	Gilead Sciences	D	-2.88	0.40	SYK	Stryker	A	2.22	0.40
2016-11-01	OII	Oceaneering International	D	-2.91	0.20					
2016-11-01	WFM	Whole Foods Market	D	-2.86	0.10	NFLX	Netflix	A	2.24	0.10
2016-11-01	BMRN	Biomarin Pharmaceutical	C	-1.86	0.20	UNH	Unitedhealth	A	2.21	0.20
2016-11-01	POT	Potash Corporation Of Saskatchewan	D	-2.92	0.40					
2016-11-01	PII	Polaris Industries	D	-2.87	0.10	ATVI	Activision Blizzard	A	2.67	0.10
2016-11-01	VIAB	Viacom	D	-2.87	0.50	DNB	Dun & Bradstreet	A	2.23	0.50
2016-11-01	BMY	Bristol-myers Squibb	D	-2.89	0.50	MRK	Merck & Co	A	2.20	0.50
2016-11-01	MCK	Mckesson	D	-2.89	0.60	ROST	Ross Stores	A	2.23	0.60
2016-11-01	SBGI	Sinclair Broadcast	D	-2.88	0.20	EXPE	Expedia	A	2.23	0.20
2016-11-01	ACT	Actavis	D	-2.86	0.20	LH	Laboratory Corp Of America	A	2.20	0.20
2016-11-01	CCI	Crown Castle Intl Corp	C	-1.85	0.00	EQIX	Equinix Inc	A	2.27	0.00
2016-11-01	ALXN	Alexion Pharmaceuticals	D	-2.86	0.40	HCA	Hca	A	2.20	0.40
2016-11-01	JAZZ	Jazz Pharmaceuticals	D	-2.88	0.40	WAT	Waters	A	2.20	0.40
2016-11-01	AMCX	Amc Networks	D	-2.91	0.20					
2016-11-01	SRCL	Stericycle	D	-2.90	0.10	GPN	Global Payments	A	2.35	0.10
2016-11-01	TGT	Target	D	-2.85	1.30	SYY	Sysco	A	2.22	1.30
2016-11-01	VZ	Verizon Communications	C	-1.86	0.30	CTL	Centurylink	A	2.19	0.30
2016-11-01	TXMD	Therapeuticsmd	D	-2.90	0.20	ZTS	Zoetis	A	2.20	0.20
2016-11-01	NVS	Novartis Adr	C	-1.86	0.00	VAR	Varian Medical Systems	A	2.19	0.00
2016-11-01	IPI	Intrepid Potash	D	-2.87	0.00	ALB	Albemarle	A	2.33	0.00
2016-11-01	ICPT	Intercept Pharmaceuticals	C	-1.88	0.60	MNK	Mallinckrodt	A	2.19	0.60
2016-11-01	DYN	Dynergy	D	-2.92	0.20					
2016-12-01	AME	Ametek	D	-2.83	0.50	PWR	Quanta Services	A	2.33	0.50
2016-12-01	ABT	Abbott Laboratories	D	-2.86	0.40	EW	Edwards Lifesciences	A	2.42	0.40
2016-12-01	GRA	W R Grace	D	-2.86	0.30	NEM	Newmont Mining	A	2.35	0.30
2016-12-01	CTSH	Cognizant Technology Solutions	D	-2.87	0.20	NVDA	Nvidia	A	2.76	0.20
2016-12-01		Bayer	D	-2.90	0.00					
2016-12-01	CGI	Celadon Group	D	-2.95	0.00					
2016-12-01	ANTM	Anthem	D	-2.83	0.20	STJ	St Jude Medical Inc	A	2.27	0.20
2016-12-01	ALNY	Alnylam Pharmaceuticals	D	-2.91	0.00					
2016-12-01	CI	Cigna	D	-2.87	0.40	UNH	Unitedhealth	A	2.24	0.40
2016-12-01	CVS	Cvs Health	D	-2.88	0.60	ULTA	Ulta Beauty	A	2.50	0.60
2016-12-01	BX	Blackstone	D	-2.84	0.70	EPX	Equifax	A	2.63	0.70
2016-12-01	DIS	Walt Disney	D	-2.84	0.30	AMZN	Amazon.com	A	2.43	0.30
2016-12-01	ZBH	Zimmer Biomet	C	-1.88	0.30	BDX	Becton Dickinson	A	2.24	0.30
2016-12-01	GSK	Glaxosmithkline Adr	C	-1.86	1.30	DGX	Quest Diagnostics	A	2.24	1.30
2016-12-01	KO	Coca-cola	D	-2.86	1.10	ATVI	Activision Blizzard	A	2.56	1.10
2016-12-01	KR	Kroger	D	-2.87	0.00	WYNN	Wynn Resorts	A	2.32	0.00
2016-12-01	CRM	Salesforce.com	D	-2.86	0.10	AMAT	Applied Materials	A	2.35	0.10
2016-12-01	LOW	Lowe's Companies	D	-2.86	0.90	UAL	United Continental	A	2.30	0.90
2016-12-01	MO	Altria	C	-1.85	0.00	STZ	Constellation Brands	A	2.30	0.00
2016-12-01	PSA	Public Storage	D	-2.87	0.10	LNC	Lincoln National	A	2.36	0.10
2016-12-01	COP	Conocophillips	D	-2.91	1.60					
2016-12-01	AZN	Astrazeneca Adr	D	-2.87	0.10	AET	Aetna	A	2.24	0.10
2016-12-01	TEVA	Teva Pharmaceutical Industries Adr	D	-2.91	0.90					
2016-12-01	VRTX	Vertex Pharmaceuticals	D	-2.87	0.30	COO	Cooper Companies	A	2.22	0.30
2016-12-01	COG	Cabot Oil & Gas	C	-1.86	0.40	CHK	Chesapeake Energy	A	2.74	0.40
2016-12-01	NKE	Nike	D	-2.87	0.00	PVH	Pvh	A	2.27	0.00
2016-12-01	REGN	Regeneron Pharmaceuticals	D	-2.85	0.10	HUM	Humana	A	2.22	0.10

Date	Ticker	Name	R	SM	W (%)	Ticker	Name	R	SM	W (%)
2016-12-01	GILD	Gilead Sciences	D	-2.88	0.40	BAX	Baxter International	A	2.22	0.40
2016-12-01	OII	Oceaneering International	D	-2.90	0.30					
2016-12-01	WFM	Whole Foods Market	D	-2.85	0.10	AAL	American Airlines	A	2.30	0.10
2016-12-01	BMRN	Biomarin Pharmaceutical	D	-2.86	0.20	SYK	Stryker	A	2.21	0.20
2016-12-01	VIAB	Viacom	D	-2.86	0.50	KSS	Kohl's	A	2.27	0.50
2016-12-01	BMJ	Bristol-myers Squibb	D	-2.88	0.60	ISRG	Intuitive Surgical	A	2.21	0.60
2016-12-01	MCK	Mckesson	D	-2.88	0.60	BBY	Best Buy	A	2.26	0.60
2016-12-01	COST	Costco Wholesale	D	-2.85	0.20	JWN	Nordstrom	A	2.26	0.20
2016-12-01	ACT	Actavis	D	-2.88	0.20	MRK	Merck & Co	A	2.21	0.20
2016-12-01	CCI	Crown Castle Intl Corp	C	-1.87	0.00	ZION	Zions Bancorp	A	2.34	0.00
2016-12-01	ALXN	Alexion Pharmaceuticals	D	-2.87	0.50	ZTS	Zoetis	A	2.21	0.50
2016-12-01	JAZZ	Jazz Pharmaceuticals	D	-2.89	0.40	LH	Laboratory Corp Of America	A	2.20	0.40
2016-12-01	AMCX	Amc Networks	D	-2.89	0.30	PCLN	The Priceline	A	2.25	0.30
2016-12-01	SRCL	Stericycle	D	-2.90	0.10					
2016-12-01	VZ	Verizon Communications	C	-1.85	0.70	LVL	Level 3 Communications	A	2.20	0.70
2016-12-01	TXMD	Therapeuticsmd	D	-2.89	0.20	CELG	Celgene	A	2.19	0.20
2016-12-01	NVS	Novartis Adr	D	-2.86	0.00	WAT	Waters	A	2.19	0.00
2016-12-01	FB	Facebook	C	-1.86	0.60	STX	Seagate Technology	A	2.34	0.60
2016-12-01	IPI	Intrepid Potash	D	-2.84	0.00	ALB	Albemarle	A	2.34	0.00
2016-12-01	ICPT	Intercept Pharmaceuticals	D	-2.90	0.50					
2016-12-01	GNCA	Genocea Biosciences	D	-2.89	0.00	VAR	Varian Medical Systems	A	2.19	0.00
2016-12-01	DYN	Dynegy	D	-2.94	0.20					
2016-12-01	MBLY	Mobileye	C	-1.88	0.10	HPE	Hewlett Packard Enterprise	A	2.32	0.10
2016-12-01	BETR	Amplify Snack Brands	C	-1.91	0.10	HAS	Hasbro	A	2.26	0.10
2017-01-02	ABT	Abbott Laboratories	D	-2.86	0.30	EW	Edwards Lifesciences	A	2.49	0.30
2017-01-02	GRA	W R Grace Cognizant	D	-2.86	0.40	NEM	Newmont Mining	A	2.37	0.40
2017-01-02	CTSH	Technology Solutions	D	-2.87	0.20	NVDA	Nvidia	A	2.92	0.20
2017-01-02	AMGN	Amgen	D	-2.86	0.50	STJ	St Jude Medical Inc	A	2.27	0.50
2017-01-02	ALNY	Alnylam Pharmaceuticals	D	-2.92	0.10					
2017-01-02	CVS	Cvs Health	D	-2.88	0.60	ULTA	Ulta Beauty	A	2.50	0.60
2017-01-02	ZBH	Zimmer Biomet	C	-1.87	0.30	DGX	Quest Diagnostics	A	2.25	0.30
2017-01-02	GSK	Glaxosmithkline Adr	D	-2.86	1.30	UNH	Unitedhealth	A	2.24	1.30
2017-01-02	JNJ	Johnson & Johnson	C	-1.85	0.90	COO	Cooper Companies	A	2.24	0.90
2017-01-02	KO	Coca-cola	D	-2.85	1.10	ATVI	Activision Blizzard	A	2.57	1.10
2017-01-02	KR	Kroger	D	-2.87	0.00	AMZN	Amazon.com	A	2.44	0.00
2017-01-02	KSU	Kansas City Southern	C	-1.86	0.20	URI	United Rentals	A	2.41	0.20
2017-01-02	CRM	Salesforce.com	D	-2.86	0.10	MU	Micron Technology	A	2.38	0.10
2017-01-02	MDT	Medtronic	C	-1.87	0.50	SYK	Stryker	A	2.23	0.50
2017-01-02	PSA	Public Storage	D	-2.87	0.10	ZION	Zions Bancorp	A	2.36	0.10
2017-01-02	AZN	Astrazeneca Adr	D	-2.87	0.10	ZTS	Zoetis	A	2.22	0.10
2017-01-02	TEVA	Pharmaceutical Industries Adr	D	-2.91	0.90					
2017-01-02	ESRX	Express Scripts	D	-2.85	0.30	BAX	Baxter International	A	2.22	0.30
2017-01-02	VRTX	Vertex Pharmaceuticals	D	-2.88	0.30	AET	Aetna	A	2.22	0.30
2017-01-02	COG	Cabot Oil & Gas	C	-1.85	0.40	CHK	Chesapeake Energy	A	2.74	0.40
2017-01-02	REGN	Regeneron Pharmaceuticals	D	-2.85	0.10	ISRG	Intuitive Surgical	A	2.21	0.10
2017-01-02	GILD	Gilead Sciences	D	-2.88	0.40	LH	Laboratory Corp Of America	A	2.21	0.40

Date	Ticker	Name	R	SM	W (%)	Ticker	Name	R	SM	W (%)
2017-01-02	AIRM	Air Methods	D	-2.85	0.10	HUM	Humana	A	2.21	0.10
2017-01-02	OII	Oceaneering International	D	-2.90	0.30	HAL	Halliburton	A	2.32	0.30
2017-01-02	BMRN	Biomarin Pharmaceutical	D	-2.86	0.20	HOLX	Hologic	A	2.20	0.20
2017-01-02	MYGN	Myriad Genetics	D	-2.94	0.10					
2017-01-02	VIAB	Viacom	D	-2.87	0.50	UAL	United Continental	A	2.32	0.50
2017-01-02	BMJ	Bristol-myers Squibb	D	-2.87	0.60	MRK	Merck & Co	A	2.20	0.60
2017-01-02	MCK	Mckesson	D	-2.88	0.60	AAL	American Airlines	A	2.31	0.60
2017-01-02	ACT	Actavis	D	-2.86	0.20	HCA	Hca	A	2.20	0.20
2017-01-02	CCI	Crown Castle Intl Corp	C	-1.86	0.00	LNC	Lincoln National	A	2.36	0.00
2017-01-02	JAZZ	Jazz Pharmaceuticals	D	-2.88	0.40	VAR	Varian Medical Systems	A	2.20	0.40
2017-01-02	AMCX	Amc Networks	D	-2.90	0.30	ALK	Alaska Air	A	2.27	0.30
2017-01-02	SRCL	Stericycle	D	-2.90	0.20	PWR	Quanta Services	A	2.34	0.20
2017-01-02	RXN	Rexnord	C	-1.86	0.20	MTD	Mettler Toledo International	A	2.31	0.20
2017-01-02	TXMD	Therapeuticsmd	D	-2.89	0.20	WAT	Waters	A	2.19	0.20
2017-01-02	NVS	Novartis Adr	D	-2.85	0.00	CELG	Celgene	A	2.19	0.00
2017-01-02	FB	Facebook	C	-1.86	0.50	AMAT	Applied Materials	A	2.37	0.50
2017-01-02	ICPT	Intercept Pharmaceuticals	D	-2.90	0.50	BCR	C R Bard	A	2.18	0.50
2017-01-02	GNCA	Genocea Biosciences	D	-2.88	0.00	UHS	Universal Health Services	A	2.15	0.00
2017-01-02	DYN	Dynegy	D	-2.93	0.20					
2017-01-02	MBLY	Mobileye	C	-1.87	0.10	STX	Seagate Technology	A	2.34	0.10
2017-01-02	BETR	Amplify Snack Brands	C	-1.91	0.10	STZ	Constellation Brands	A	2.31	0.10
2017-02-01	GRA	W R Grace	D	-2.85	0.40	NEM	Newmont Mining	A	2.38	0.40
2017-02-01	AMGN	Amgen	D	-2.85	0.60	EW	Edwards Lifesciences	A	2.51	0.60
2017-02-01	ALNY	Alnylam Pharmaceuticals	D	-2.91	0.10					
2017-02-01	SM	Sm Energy	C	-1.88	0.20	CHK	Chesapeake Energy	A	2.67	0.20
2017-02-01	CVS	Cvs Health	D	-2.88	0.60	ULTA	Ulta Beauty	A	2.53	0.60
2017-02-01	AYI	Acuity Brands	C	-1.87	0.10	URI	United Rentals	A	2.50	0.10
2017-02-01	ZBH	Zimmer Biomet	C	-1.85	0.30	IDXX	Idexx Laboratories	A	2.30	0.30
2017-02-01	GSK	Glaxosmithkline Adr	D	-2.86	1.30	COO	Cooper Companies	A	2.26	1.30
2017-02-01	JNJ	Johnson & Johnson	C	-1.85	0.90	DGX	Quest Diagnostics	A	2.25	0.90
2017-02-01	KO	Coca-cola	D	-2.85	1.00	ATVI	Activision Blizzard	A	2.64	1.00
2017-02-01	KR	Kroger	D	-2.87	0.10	AMZN	Amazon.com	A	2.48	0.10
2017-02-01	MDT	Medtronic	D	-2.86	0.60	UNH	Unitedhealth	A	2.25	0.60
2017-02-01	ALR	Alere	D	-2.86	0.60	BAX	Baxter International	A	2.24	0.60
2017-02-01	AZN	Astrazeneca Adr	D	-2.87	0.10	SYK	Stryker	A	2.23	0.10
2017-02-01	TEVA	Pharmaceutical Industries Adr	D	-2.91	0.80					
2017-02-01	ESRX	Express Scripts	D	-2.85	0.30	ISRG	Intuitive Surgical	A	2.23	0.30
2017-02-01	BIIB	Biogen	C	-1.86	0.60	ZTS	Zoetis	A	2.23	0.60
2017-02-01	COG	Cabot Oil & Gas	C	-1.87	0.40	HAL	Halliburton	A	2.33	0.40
2017-02-01	REGN	Regeneron Pharmaceuticals	D	-2.86	0.10	LH	Laboratory Corp Of America	A	2.22	0.10
2017-02-01	GILD	Gilead Sciences	D	-2.88	0.40	HCA	Hca	A	2.22	0.40
2017-02-01	AIRM	Air Methods	D	-2.82	0.20	AET	Aetna	A	2.21	0.20
2017-02-01	OII	Oceaneering International	D	-2.90	0.30					
2017-02-01	BMRN	Biomarin Pharmaceutical	D	-2.85	0.20	MRK	Merck & Co	A	2.21	0.20
2017-02-01	MYGN	Myriad Genetics	D	-2.94	0.10					
2017-02-01	BMJ	Bristol-myers Squibb	D	-2.89	0.50	WAT	Waters	A	2.21	0.50
2017-02-01	MCK	Mckesson	D	-2.88	0.60	UAL	United Continental	A	2.32	0.60
2017-02-01	ACT	Actavis	D	-2.85	0.20	HOLX	Hologic	A	2.21	0.20
2017-02-01	CCI	Crown Castle Intl Corp	C	-1.86	0.10	LNC	Lincoln National	A	2.37	0.10
2017-02-01	JAZZ	Jazz Pharmaceuticals	D	-2.87	0.50	HUM	Humana	A	2.20	0.50

Date	Ticker	Name	R	SM	W (%)	Ticker	Name	R	SM	W (%)
2017-02-01	SRCL	Stericycle	D	-2.90	0.20					
2017-02-01	TXMD	Therapeuticsmd	D	-2.89	0.20	VAR	Varian Medical Systems	A	2.20	0.20
2017-02-01	NVS	Novartis Adr	D	-2.85	0.00	CELG	Celgene	A	2.19	0.00
2017-02-01	FB	Facebook	C	-1.83	0.60	NVDA	Nvidia	A	2.98	0.60
2017-02-01	MJN	Mead Johnson Nutrition	D	-2.88	0.30	STZ	Constellation Brands	A	2.30	0.30
2017-02-01	TRVN	Trevena	D	-2.91	0.10					
2017-02-01	ICPT	Intercept Pharmaceuticals	D	-2.90	0.50	BCR	C R Bard	A	2.18	0.50
2017-02-01	GNCA	Genocea Biosciences	D	-2.87	0.00	OKE	Oneok	A	2.48	0.00
2017-02-01	DYN	Dynegy	D	-2.93	0.20					
2017-02-01	BETR	Amplify Snack Brands	D	-2.90	0.10					
2017-03-01	GRA	W R Grace	D	-2.85	0.40	ALB	Albemarle	A	2.41	0.40
2017-03-01	APA	Apache	C	-1.87	0.90	HAL	Halliburton	A	2.32	0.90
2017-03-01	SM	Sm Energy	C	-1.90	0.20	CXO	Concho Resources	A	2.31	0.20
2017-03-01	CVS	Cvs Health	D	-2.87	0.60	ULTA	Ulta Beauty	A	2.54	0.60
2017-03-01	AYI	Acuity Brands	D	-2.87	0.10	URI	United Rentals	A	2.51	0.10
2017-03-01	ZBH	Zimmer Biomet	C	-1.85	0.30	IDXX	Idexx Laboratories	A	2.36	0.30
2017-03-01	KO	Coca-cola	D	-2.85	1.10	ATVI	Activision Blizzard	A	2.74	1.10
2017-03-01	KR	Kroger	D	-2.87	0.20	AMZN	Amazon.com	A	2.50	0.20
2017-03-01	LB	L Brands	D	-2.88	0.10	UAL	United Continental	A	2.33	0.10
2017-03-01	NBL	Noble Energy	C	-1.85	0.10	EOG	Eog Resources	A	2.28	0.10
2017-03-01	ALR	Alere	D	-2.86	0.60	INCY	Incyte	A	2.35	0.60
2017-03-01	TEVA	Teva Pharmaceutical Industries Adr	D	-2.91	0.80					
2017-03-01	ESRX	Express Scripts	D	-2.83	0.30	COO	Cooper Companies	A	2.28	0.30
2017-03-01	BIIB	Biogen	C	-1.84	0.60	DGX	Quest Diagnostics	A	2.27	0.60
2017-03-01	COG	Cabot Oil & Gas	C	-1.84	0.50	BHI	Baker Hughes	A	2.27	0.50
2017-03-01	REGN	Regeneron Pharmaceuticals	D	-2.85	0.10	UNH	Unitedhealth	A	2.25	0.10
2017-03-01	GILD	Gilead Sciences	D	-2.89	0.30	BAX	Baxter International	A	2.25	0.30
2017-03-01	OII	Oceaneering International	D	-2.89	0.30	PXD	Pioneer Natural Resources	A	2.26	0.30
2017-03-01	MYGN	Myriad Genetics	D	-2.93	0.10					
2017-03-01	MCK	Mckesson	D	-2.87	0.60	AAL	American Airlines	A	2.31	0.60
2017-03-01	COTY	Coty	D	-2.90	0.00					
2017-03-01	SRCL	Stericycle	D	-2.89	0.20	PWR	Quanta Services	A	2.37	0.20
2017-03-01	TGT	Target	D	-2.88	0.80	ALK	Alaska Air	A	2.30	0.80
2017-03-01	LVS	Las Vegas Sands	C	-1.85	0.10	PCLN	The Priceline	A	2.30	0.10
2017-03-01	TXMD	Therapeuticsmd	D	-2.88	0.20	SYK	Stryker	A	2.25	0.20
2017-03-01	TRVN	Trevena	D	-2.95	0.00					
2017-03-01	ICPT	Intercept Pharmaceuticals	D	-2.88	0.60	ISRG	Intuitive Surgical	A	2.25	0.60
2017-03-01	DYN	Dynegy	D	-2.94	0.20					
2017-03-01	BETR	Amplify Snack Brands	D	-2.90	0.10					
2017-04-03	GRA	W R Grace	D	-2.85	0.40	ALB	Albemarle	A	2.42	0.40
2017-04-03	APA	Apache	C	-1.87	0.90	CXO	Concho Resources	A	2.30	0.90
2017-04-03	APC	Anadarko Petroleum	C	-1.86	0.30	HAL	Halliburton	A	2.29	0.30
2017-04-03	SM	Sm Energy	C	-1.90	0.20	EOG	Eog Resources	A	2.27	0.20
2017-04-03	CVS	Cvs Health	D	-2.88	0.60	ULTA	Ulta Beauty	A	2.55	0.60
2017-04-03	AYI	Acuity Brands	D	-2.87	0.10	URI	United Rentals	A	2.48	0.10
2017-04-03	GE	General Electric	D	-2.85	2.40	MTD	Mettler Toledo International	A	2.36	2.40
2017-04-03	KR	Kroger	D	-2.89	0.30	AMZN	Amazon.com	A	2.52	0.30
2017-04-03	LB	L Brands	D	-2.90	0.10	UAL	United Continental	A	2.32	0.10
2017-04-03	NBL	Noble Energy	C	-1.86	0.00	BHI	Baker Hughes	A	2.26	0.00
2017-04-03	SLB	Schlumberger	C	-1.85	0.10	PXD	Pioneer Natural Resources	A	2.25	0.10
2017-04-03	ALR	Alere	D	-2.85	0.60	IDXX	Idexx Laboratories	A	2.38	0.60
2017-04-03	TEVA	Teva Pharmaceutical Industries Adr	D	-2.92	0.70					
2017-04-03	ESRX	Express Scripts	D	-2.85	0.30	INCY	Incyte	A	2.37	0.30
2017-04-03	COG	Cabot Oil & Gas	D	-2.83	0.50	MPC	Marathon Petroleum	A	2.23	0.50
2017-04-03	REGN	Regeneron Pharmaceuticals	D	-2.85	0.10	COO	Cooper Companies	A	2.27	0.10

Date	Ticker	Name	R	SM	W (%)	Ticker	Name	R	SM	W (%)
2017-04-03	GILD	Gilead Sciences	D	-2.89	0.30	DGX	Quest Diagnostics	A	2.27	0.30
2017-04-03	OII	Oceaneering International	D	-2.90	0.30					
2017-04-03	BMJ	Bristol-myers Squibb	D	-2.85	0.60	BAX	Baxter International	A	2.26	0.60
2017-04-03	MCK	Mckesson	D	-2.88	0.60	PCLN	The Priceline	A	2.30	0.60
2017-04-03	COTY	Coty	D	-2.91	0.20					
2017-04-03	CVE	Cenovus Energy	D	-2.88	0.50	NVDA	Nvidia	A	2.94	0.50
2017-04-03	ALXN	Alexion Pharmaceuticals	D	-2.85	0.60	ISRG	Intuitive Surgical	A	2.26	0.60
2017-04-03	GWR	Genesee & Wyoming	C	-1.86	0.30	PWR	Quanta Services	A	2.35	0.30
2017-04-03	SRCL	Stericycle	D	-2.89	0.20	ALLE	Allegion	A	2.31	0.20
2017-04-03	TGT	Target	D	-2.88	0.70	NFLX	Netflix	A	2.29	0.70
2017-04-03	VZ	Verizon Communications	D	-2.85	0.60	LVLTL	Level 3 Communications	A	2.21	0.60
2017-04-03	LVS	Las Vegas Sands	C	-1.85	0.10	AAL	American Airlines	A	2.28	0.10
2017-04-03	CSLT	Castlight Health	D	-2.89	0.00	AMD	Advanced Micro Devices	A	3.00	0.00
2017-04-03	LKQ	Lkq	D	-2.87	0.20	ATVI	Activision Blizzard	A	2.78	0.20
2017-04-03	IPI	Intrepid Potash	C	-1.89	0.10	FMC	Fmc	A	2.36	0.10
2017-04-03	TRVN	Trevena	D	-2.96	0.00					
2017-04-03	ICPT	Intercept Pharmaceuticals	D	-2.89	0.60	SYK	Stryker	A	2.25	0.60
2017-04-03	DYN	Dynegy	D	-2.94	0.20					
2017-04-03	BETR	Amplify Snack Brands	D	-2.92	0.10					
2017-05-01	GRA	W R Grace	D	-2.85	0.40	ALB	Albemarle	A	2.44	0.40
2017-05-01	APA	Apache	D	-2.88	0.90	CXO	Concho Resources	A	2.29	0.90
2017-05-01	APC	Anadarko Petroleum	C	-1.87	0.30	HAL	Halliburton	A	2.27	0.30
2017-05-01	SM	Sm Energy	D	-2.91	0.10					
2017-05-01	CVS	Cvs Health	D	-2.87	0.60	ULTA	Ulta Beauty	A	2.55	0.60
2017-05-01	AYI	Acuity Brands	D	-2.89	0.10	URI	United Rentals	A	2.42	0.10
2017-05-01	GE	General Electric	D	-2.85	2.30	MTD	Mettler Toledo International	A	2.38	2.30
2017-05-01	KR	Kroger	D	-2.89	0.30	AMZN	Amazon.com	A	2.55	0.30
2017-05-01	LB	L Brands	D	-2.88	0.20	PCLN	The Priceline	A	2.32	0.20
2017-05-01	NBL	Noble Energy	D	-2.87	0.00	BHI	Baker Hughes	A	2.26	0.00
2017-05-01	COP	Conocophillips	C	-1.85	1.80	EOG	Eog Resources	A	2.25	1.80
2017-05-01	PDCE	Pdc Energy	C	-1.89	0.00	MPC	Marathon Petroleum	A	2.24	0.00
2017-05-01	SLB	Schlumberger	C	-1.86	0.10	PXD	Pioneer Natural Resources	A	2.23	0.10
2017-05-01		Unisys Corp	C	-1.88	0.30	AMD	Advanced Micro Devices	A	3.00	0.30
2017-05-01	CF	Cf Industries	C	-1.88	0.20	FMC	Fmc	A	2.37	0.20
2017-05-01	ALR	Alere	D	-2.82	0.60	IDXX	Idexx Laboratories	A	2.41	0.60
2017-05-01	TEVA	Teva Pharmaceutical Industries Adr	D	-2.92	0.70					
2017-05-01	ESRX	Express Scripts	D	-2.86	0.20	INCY	Incyte	A	2.33	0.20
2017-05-01	REGN	Regeneron Pharmaceuticals	D	-2.84	0.10	DGX	Quest Diagnostics	A	2.29	0.10
2017-05-01	GILD	Gilead Sciences	D	-2.89	0.30	ISRG	Intuitive Surgical	A	2.28	0.30
2017-05-01	OII	Oceaneering International	D	-2.91	0.20					
2017-05-01	IMO	Imperial Oil	C	-1.86	0.50	NVDA	Nvidia	A	2.92	0.50
2017-05-01	BMJ	Bristol-myers Squibb	D	-2.84	0.60	COO	Cooper Companies	A	2.28	0.60
2017-05-01	MCK	Mckesson	D	-2.88	0.50	UAL	United Continental	A	2.31	0.50
2017-05-01	COTY	Coty	D	-2.91	0.20					
2017-05-01	CVE	Cenovus Energy	D	-2.89	0.50	RAI	Reynolds American	A	2.54	0.50
2017-05-01	ALXN	Alexion Pharmaceuticals	D	-2.84	0.60	BAX	Baxter International	A	2.27	0.60
2017-05-01	GWR	Genesee & Wyoming	C	-1.86	0.30	PWR	Quanta Services	A	2.34	0.30
2017-05-01	TGT	Target	D	-2.88	0.70	NFLX	Netflix	A	2.30	0.70
2017-05-01	VZ	Verizon Communications	D	-2.86	0.60	LVLTL	Level 3 Communications	A	2.22	0.60
2017-05-01	TOO	Teekay Offshore Partners L.p	D	-2.85	0.00	VLO	Valero Energy	A	2.23	0.00
2017-05-01	GM	General Motors	C	-1.85	0.00	ATVI	Activision Blizzard	A	2.83	0.00

Date	Ticker	Name	R	SM	W (%)	Ticker	Name	R	SM	W (%)
2017-05-01	TSRO	Tesaro	C	-1.87	0.00	SYK	Stryker	A	2.26	0.00
2017-05-01	IPI	Intrepid Potash	C	-1.89	0.10	AVY	Avery Dennison	A	2.33	0.10
2017-05-01	LYB	Lyondellbasell Industries	C	-1.86	0.40	ARNC	Arconic	A	2.31	0.40
2017-05-01	KMI	Kinder Morgan	C	-1.85	0.80	MRO	Marathon Oil	A	2.19	0.80
2017-05-01	TRVN	Trevena	D	-2.96	0.00					
2017-05-01	ICPT	Intercept Pharmaceuticals	D	-2.89	0.60	WAT	Waters	A	2.25	0.60
2017-05-01	PSX	Phillips 66	D	-2.85	0.00	TSO	Tesoro	A	2.19	0.00
2017-05-01	DYN	Dynegy	D	-2.95	0.20					
2017-05-01	UA	Under Armour	D	-2.93	0.00					
2017-05-01	BETR	Amplify Snack Brands	D	-2.91	0.10					
2017-06-01	APA	Apache	D	-2.88	0.90	CXO	Concho Resources	A	2.29	0.90
2017-06-01	APC	Anadarko Petroleum	C	-1.88	0.30	MPC	Marathon Petroleum	A	2.25	0.30
2017-06-01	WAB	Westinghouse Air Brake Technologies	C	-1.84	0.20	MTD	Mettler Toledo International	A	2.44	0.20
2017-06-01	SM	Sm Energy	D	-2.93	0.10					
2017-06-01	CVS	Cvs Health	D	-2.88	0.50	ULTA	Ulta Beauty	A	2.60	0.50
2017-06-01	ESV	Ensco	D	-2.91	0.10					
2017-06-01	AYI	Acuity Brands	D	-2.89	0.10	URI	United Rentals	A	2.42	0.10
2017-06-01	NOV	National Oilwell Varco	C	-1.87	0.40	BHI	Baker Hughes	A	2.24	0.40
2017-06-01	GE	General Electric	D	-2.86	2.30	MAS	Masco	A	2.35	2.30
2017-06-01	KR	Kroger	D	-2.88	0.30	AMZN	Amazon.com	A	2.58	0.30
2017-06-01	LB	L Brands	D	-2.88	0.20	UAL	United Continental	A	2.36	0.20
2017-06-01	NBL	Noble Energy	D	-2.88	0.00	AMD	Advanced Micro Devices	A	3.00	0.00
2017-06-01	COP	Conocophillips	C	-1.86	1.80	MU	Micron Technology	A	2.54	1.80
2017-06-01	PDCE	Pdc Energy	C	-1.90	0.00	AMAT	Applied Materials	A	2.53	0.00
2017-06-01	TAP	Molson Coors Brewing	D	-2.86	0.50	ATVI	Activision Blizzard	A	2.94	0.50
2017-06-01	SLB	Schlumberger	D	-2.87	0.10	LRCX	Lam Research	A	2.42	0.10
2017-06-01		Unisys Corp	C	-1.88	0.30	NVDA	Nvidia	A	3.00	0.30
2017-06-01	CF	Cf Industries	C	-1.88	0.20	ALB	Albemarle	A	2.45	0.20
2017-06-01	WFC	Wells Fargo	C	-1.85	1.50	CB	Chubb	A	2.37	1.50
2017-06-01	TEVA	Teva Pharmaceutical Industries Adr	D	-2.93	0.60					
2017-06-01	ESRX	Express Scripts	D	-2.86	0.20	IDXX	Idexx Laboratories	A	2.42	0.20
2017-06-01	BIIB	Biogen	C	-1.85	0.30	INCY	Incyte	A	2.34	0.30
2017-06-01	AZO	Autozone	D	-2.87	0.10	BBY	Best Buy	A	2.34	0.10
2017-06-01	GILD	Gilead Sciences	D	-2.89	0.30	ISRG	Intuitive Surgical	A	2.31	0.30
2017-06-01	OII	Oceaneering International Potash	D	-2.91	0.20					
2017-06-01	POT	Corporation Of Saskatchewan	C	-1.86	0.40	LNC	Lincoln National	A	2.36	0.40
2017-06-01	IMO	Imperial Oil	D	-2.87	0.40	AVGO	Broadcom	A	2.36	0.40
2017-06-01	SBGI	Sinclair Broadcast	C	-1.87	0.10	PCLN	The Priceline	A	2.32	0.10
2017-06-01	COTY	Coty	D	-2.90	0.20					
2017-06-01	CVE	Cenovus Energy	D	-2.90	0.50					
2017-06-01	ALXN	Alexion Pharmaceuticals	D	-2.88	0.60	COO	Cooper Companies	A	2.30	0.60
2017-06-01	GWR	Genesee & Wyoming	C	-1.86	0.30	ALLE	Allegion	A	2.32	0.30
2017-06-01	FLT	Fleetcor Technologies	D	-2.86	0.20	CMI	Cummins	A	2.32	0.20
2017-06-01	TGT	Target	D	-2.88	0.70	AAL	American Airlines	A	2.32	0.70
2017-06-01	VZ	Verizon Communications	D	-2.86	0.80	LVLT	Level 3 Communications	A	2.23	0.80
2017-06-01	EXC	Exelon	C	-1.84	0.80	OKE	Oneok	A	2.44	0.80
2017-06-01	UPS	United Parcel Service	D	-2.85	0.90	PH	Parker-hannifin	A	2.31	0.90
2017-06-01	TOO	Teekay Offshore Partners L.p	D	-2.90	0.00	STX	Seagate Technology	A	2.38	0.00
2017-06-01	GM	General Motors	C	-1.85	0.00	RAI	Reynolds American	A	2.56	0.00
2017-06-01	TSRO	Tesaro	C	-1.87	0.00	DGX	Quest Diagnostics	A	2.30	0.00
2017-06-01	SNI	Scripps Networks Interactive	C	-1.86	0.40	NFLX	Netflix	A	2.32	0.40
2017-06-01	IPI	Intrepid Potash	C	-1.86	0.10	FMC	Fmc	A	2.39	0.10
2017-06-01	LYB	Lyondellbasell Industries	C	-1.86	0.40	AVY	Avery Dennison	A	2.34	0.40

Date	Ticker	Name	R	SM	W (%)	Ticker	Name	R	SM	W (%)
2017-06-01	KMI	Kinder Morgan	C	-1.86	0.80	KLAC	Kla-tencor	A	2.38	0.80
2017-06-01	TRVN	Trevena	D	-2.97	0.00					
2017-06-01	ICPT	Intercept Pharmaceuticals	D	-2.89	0.60	BAX	Baxter International	A	2.30	0.60
2017-06-01	PSX	Phillips 66	D	-2.86	0.00	STZ	Constellation Brands	A	2.38	0.00
2017-06-01	DYN	Dynegy	D	-2.93	0.20					
2017-06-01	ONCE	Spark Therapeutics	C	-1.87	0.10	SYK	Stryker	A	2.28	0.10
2017-06-01	BETR	Amplify Snack Brands	D	-2.91	0.10					
2017-07-03	APA	Apache	D	-2.88	0.90	CXO	Concho Resources	A	2.29	0.90
2017-07-03	APC	Anadarko Petroleum	D	-2.89	0.30	MPC	Marathon Petroleum	A	2.25	0.30
2017-07-03	SM	Sm Energy	D	-2.93	0.10					
2017-07-03	ESV	Ensco	D	-2.92	0.00					
2017-07-03	AYI	Acuity Brands	D	-2.87	0.20	MTD	Mettler Toledo International	A	2.44	0.20
2017-07-03	AKAM	Akamai Technologies	D	-2.88	0.10	NVDA	Nvidia	A	3.00	0.10
2017-07-03	NOV	National Oilwell Varco	C	-1.86	0.40	TSO	Tesoro	A	2.19	0.40
2017-07-03	GE	General Electric	D	-2.86	2.30	URI	United Rentals	A	2.44	2.30
2017-07-03	HUBB	Hubbell	C	-1.85	0.20	MAS	Masco	A	2.35	0.20
2017-07-03	KR	Kroger	D	-2.91	0.30					
2017-07-03	LB	L Brands	D	-2.88	0.20	AMZN	Amazon.com	A	2.55	0.20
2017-07-03	PSA	Public Storage	D	-2.85	0.20	CB	Chubb	A	2.38	0.20
2017-07-03	NBL	Noble Energy	D	-2.88	0.00	AMAT	Applied Materials	A	2.48	0.00
2017-07-03	COP	Conocophillips	C	-1.86	1.80	OKE	Oneok	A	2.46	1.80
2017-07-03	PAYX	Paychex	D	-2.85	0.70	ALLE	Allegion	A	2.33	0.70
2017-07-03	PDCE	Pdc Energy	D	-2.91	0.10					
2017-07-03	TAP	Molson Coors Brewing	D	-2.87	0.50	ATVI	Activision Blizzard	A	2.89	0.50
2017-07-03	SLB	Schlumberger	D	-2.87	0.10	STZ	Constellation Brands	A	2.39	0.10
2017-07-03	CHRW	C.h.robinson Worldwide	D	-2.86	0.30	CMI	Cummins	A	2.33	0.30
2017-07-03		Unisys Corp	C	-1.87	0.30	AMD	Advanced Micro Devices	A	3.00	0.30
2017-07-03	CF	Cf Industries	C	-1.87	0.30	ALB	Albemarle	A	2.42	0.30
2017-07-03	WFC	Wells Fargo	C	-1.84	1.60	ZION	Zions Bancorp	A	2.37	1.60
2017-07-03	TEVA	Teva Pharmaceutical Industries Adr	D	-2.92	0.70					
2017-07-03	ESRX	Express Scripts	D	-2.85	0.20	ALGN	Align Technology	A	2.42	0.20
2017-07-03	BIIB	Biogen	C	-1.84	0.40	IDXX	Idexx Laboratories	A	2.39	0.40
2017-07-03	AZO	Autozone	D	-2.88	0.00	ULTA	Ulta Beauty	A	2.55	0.00
2017-07-03	QCOM	Qualcomm	C	-1.87	1.60	MU	Micron Technology	A	2.51	1.60
2017-07-03	GILD	Gilead Sciences	D	-2.88	0.40	INCY	Incyte	A	2.33	0.40
2017-07-03	OII	Oceaneering International Potash	D	-2.92	0.20					
2017-07-03	POT	Corporation Of Saskatchewan	C	-1.87	0.40	AVGO	Broadcom	A	2.35	0.40
2017-07-03	IMO	Imperial Oil	D	-2.87	0.50	HAS	Hasbro	A	2.35	0.50
2017-07-03	VIAB	Viacom	D	-2.88	0.30	BBY	Best Buy	A	2.34	0.30
2017-07-03	SBGI	Sinclair Broadcast	C	-1.87	0.10	AAL	American Airlines	A	2.33	0.10
2017-07-03	COTY	Coty	D	-2.90	0.20					
2017-07-03	CVE	Cenovus Energy	D	-2.93	0.40					
2017-07-03	ALXN	Alexion Pharmaceuticals	D	-2.85	0.70	COO	Cooper Companies	A	2.33	0.70
2017-07-03	GWR	Genesee & Wyoming	C	-1.86	0.30	IR	Ingersoll-rand	A	2.31	0.30
2017-07-03	FLT	Fleetcor Technologies	D	-2.86	0.20	PH	Parker-hannifin	A	2.31	0.20
2017-07-03	TGT	Target	D	-2.89	0.50	UAL	United Continental	A	2.33	0.50
2017-07-03	VZ	Verizon Communications	D	-2.86	0.70	LVLT	Level 3 Communications	A	2.22	0.70
2017-07-03	GLNG	Golar Lng	C	-1.87	0.10	LRCX	Lam Research	A	2.38	0.10
2017-07-03	CVX	Chevron	C	-1.85	1.40	LNC	Lincoln National	A	2.37	1.40
2017-07-03	TOO	Teekay Offshore Partners L.p	D	-2.91	0.00					
2017-07-03	TXMD	Therapeuticsmd	D	-2.88	0.20	ISRG	Intuitive Surgical	A	2.31	0.20
2017-07-03	GM	General Motors	C	-1.85	0.00	RAI	Reynolds American	A	2.54	0.00

Date	Ticker	Name	R	SM	W (%)	Ticker	Name	R	SM	W (%)
2017-07-03	DXCM	Dexcom	C	-1.86	0.10	DGX	Quest Diagnostics	A	2.30	0.10
2017-07-03	TSRO	Tesaro	C	-1.88	0.00	BAX	Baxter International	A	2.30	0.00
2017-07-03	SNI	Scripps Networks Interactive	C	-1.86	0.40	PCLN	The Priceline	A	2.32	0.40
2017-07-03	LYB	Lyondellbasell Industries	C	-1.85	0.40	FMC	Fmc	A	2.37	0.40
2017-07-03	KMI	Kinder Morgan	D	-2.86	0.80	AVY	Avery Dennison	A	2.35	0.80
2017-07-03	TRVN	Trevena	D	-2.97	0.00					
2017-07-03	DYN	Dynergy	D	-2.94	0.20					
2017-07-03	BETR	Amplify Snack Brands	D	-2.91	0.10					
2017-08-01	APA	Apache	D	-2.88	0.90	CXO	Concho Resources	A	2.30	0.90
2017-08-01	APC	Anadarko Petroleum	D	-2.90	0.30	MPC	Marathon Petroleum	A	2.27	0.30
2017-08-01	SM	Sm Energy	D	-2.93	0.10					
2017-08-01	CVS	Cvs Health	D	-2.84	0.60	AMZN	Amazon.com	A	2.58	0.60
2017-08-01	ORLY	O'reilly Automotive	D	-2.88	0.10	ULTA	Ulta Beauty	A	2.50	0.10
2017-08-01	ESV	Enesco	D	-2.93	0.00					
2017-08-01	AYI	Acuity Brands	D	-2.87	0.10	URI	United Rentals	A	2.45	0.10
2017-08-01	AKAM	Akamai Technologies	D	-2.89	0.10	NVDA	Nvidia	A	3.00	0.10
2017-08-01	NOV	National Oilwell Varco	D	-2.87	0.30	TSO	Tesoro	A	2.20	0.30
2017-08-01	GE	General Electric	D	-2.87	2.20	MTD	Mettler Toledo International	A	2.43	2.20
2017-08-01	HUBB	Hubbell	C	-1.84	0.20	PKG	Packaging Corp Of America	A	2.41	0.20
2017-08-01	KR	Kroger	D	-2.90	0.30					
2017-08-01	LB	L Brands	D	-2.90	0.20	NFLX	Netflix	A	2.36	0.20
2017-08-01	PSA	Public Storage	D	-2.85	0.10	LNC	Lincoln National	A	2.40	0.10
2017-08-01	NBL	Noble Energy	D	-2.89	0.00	VLO	Valero Energy	A	2.19	0.00
2017-08-01	COP	Conocophillips	C	-1.86	1.90	EQT	Eqt	B	1.21	1.90
2017-08-01	PAYX	Paychex	D	-2.85	0.70	MAS	Masco	A	2.36	0.70
2017-08-01	PDCE	Pdc Energy	D	-2.90	0.10					
2017-08-01	TAP	Molson Coors Brewing	D	-2.87	0.50	ATVI	Activision Blizzard	A	2.98	0.50
2017-08-01	SLB	Schlumberger	D	-2.87	0.20	OKE	Oneok	A	2.50	0.20
2017-08-01	CHRW	C.h.robinson Worldwide	D	-2.87	0.30	ALLE	Allegion	A	2.33	0.30
2017-08-01	TJX	Tjx Companies	D	-2.86	0.20	PCLN	The Priceline	A	2.35	0.20
2017-08-01		Unisys Corp	C	-1.87	0.30	AMD	Advanced Micro Devices	A	3.00	0.30
2017-08-01	SAN	Sanofi	C	-1.86	0.10	NRG	Nrg Energy	A	2.41	0.10
2017-08-01	WFC	Wells Fargo	C	-1.85	1.60	CMA	Comerica	A	2.39	1.60
2017-08-01	TEVA	Pharmaceutical Industries Adr	D	-2.92	0.70					
2017-08-01	ESRX	Express Scripts	D	-2.86	0.20	ALGN	Align Technology	A	2.48	0.20
2017-08-01	AZO	Autozone	D	-2.89	0.10	BBY	Best Buy	A	2.34	0.10
2017-08-01	QCOM	Qualcomm	C	-1.87	1.60	AMAT	Applied Materials	A	2.51	1.60
2017-08-01	OII	Oceaneering International	D	-2.91	0.30					
2017-08-01	POT	Potash Corporation Of Saskatchewan	C	-1.86	0.50	STZ	Constellation Brands	A	2.40	0.50
2017-08-01	IMO	Imperial Oil	D	-2.88	0.40	FMC	Fmc	A	2.39	0.40
2017-08-01	VIAB	Viacom	D	-2.87	0.30	AAL	American Airlines	A	2.34	0.30
2017-08-01	SBGI	Sinclair Broadcast	C	-1.86	0.10	UAL	United Continental	A	2.30	0.10
2017-08-01	COST	Costco Wholesale	C	-1.85	0.10	MGM	Mgm Resorts International	A	2.30	0.10
2017-08-01	FLS	Flowserve	D	-2.87	0.40	CAT	Caterpillar	A	2.33	0.40
2017-08-01	CVE	Cenovus Energy	D	-2.92	0.60					
2017-08-01	GWR	Genesee & Wyoming	C	-1.86	0.30	PH	Parker-hannifin	A	2.32	0.30
2017-08-01	FLT	Fleetcor Technologies	D	-2.85	0.20	CMI	Cummins	A	2.31	0.20
2017-08-01	SRCL	Stericycle	D	-2.85	0.10	ROK	Rockwell Automation	A	2.30	0.10
2017-08-01	TGT	Target	D	-2.88	0.60	CHTR	Charter Communications	A	2.30	0.60
2017-08-01	NXTM	Nxstage Medical	D	-2.87	0.20	IDXX	Idexx Laboratories	A	2.38	0.20
2017-08-01	GLNG	Golar Lng	C	-1.86	0.10	MU	Micron Technology	A	2.49	0.10

Date	Ticker	Name	R	SM	W (%)	Ticker	Name	R	SM	W (%)
2017-08-01	TOO	Teekay Offshore Partners L.p	D	-2.93	0.00					
2017-08-01	DXCM	Dexcom	C	-1.87	0.10	INCY	Incyte	A	2.34	0.10
2017-08-01	TSRO	Tesaro	C	-1.89	0.00	COO	Cooper Companies	A	2.34	0.00
2017-08-01	LYB	Lyondellbasell Industries	C	-1.85	0.40	ALB	Albemarle	A	2.47	0.40
2017-08-01	KMI	Kinder Morgan	D	-2.85	0.80	LRCX	Lam Research	A	2.42	0.80
2017-08-01	TRVN	Trevena	D	-2.97	0.00					
2017-08-01	GNCA	Genocea Biosciences	C	-1.87	0.00	ISRG	Intuitive Surgical	A	2.31	0.00
2017-08-01	DYN	Dynegy	D	-2.93	0.30					
2017-08-01	BHGE	Baker Hughes, A Ge	D	-2.91	0.20					
2017-09-01	GRA	W R Grace	D	-2.83	0.40	ALB	Albemarle	A	2.47	0.40
2017-09-01	APA	Apache	D	-2.90	0.80					
2017-09-01	APC	Anadarko Petroleum	D	-2.90	0.30					
2017-09-01	SM	Sm Energy	D	-2.94	0.10					
2017-09-01	CVS	Cvs Health	D	-2.84	0.60	AMZN	Amazon.com	A	2.57	0.60
2017-09-01	ORLY	O'reilly Automotive	D	-2.89	0.10	ULTA	Ulta Beauty	A	2.43	0.10
2017-09-01	ESV	Ensco	D	-2.94	0.00					
2017-09-01	AYI	Acuity Brands	D	-2.89	0.20	URI	United Rentals	A	2.46	0.20
2017-09-01	FAST	Fastenal	C	-1.86	0.00	MTD	Mettler Toledo International	A	2.45	0.00
2017-09-01	AKAM	Akamai Technologies	D	-2.89	0.10	NVDA	Nvidia	A	3.00	0.10
2017-09-01	NOV	National Oilwell Varco	D	-2.88	0.30	MPC	Marathon Petroleum	A	2.25	0.30
2017-09-01	GE	General Electric	D	-2.87	2.20	PKG	Packaging Corp Of America	A	2.42	2.20
2017-09-01	GSK	Glaxosmithkline Adr	D	-2.85	1.50	ALGN	Align Technology	A	2.50	1.50
2017-09-01	HUBB	Hubbell	C	-1.85	0.20	MAS	Masco	A	2.34	0.20
2017-09-01	KR	Kroger	D	-2.91	0.30					
2017-09-01	LB	L Brands	D	-2.92	0.20					
2017-09-01	MO	Altria	C	-1.86	0.30	ATVI	Activision Blizzard	A	3.00	0.30
2017-09-01	PSA	Public Storage	D	-2.85	0.10	LNC	Lincoln National	A	2.37	0.10
2017-09-01	NBL	Noble Energy	D	-2.90	0.00					
2017-09-01	COP	Conocophillips	C	-1.86	1.90	EQT	Eqt	A	2.21	1.90
2017-09-01	PAYX	Paychex	D	-2.85	0.70	CAT	Caterpillar	A	2.34	0.70
2017-09-01	PDCE	Pdc Energy	D	-2.92	0.10					
2017-09-01	TAP	Molson Coors Brewing	D	-2.87	0.50	STZ	Constellation Brands	A	2.41	0.50
2017-09-01	SLB	Schlumberger	D	-2.88	0.20	TSO	Tesoro	A	2.21	0.20
2017-09-01	SNA	Snap-on	D	-2.87	0.00	EA	Electronic Arts	A	2.32	0.00
2017-09-01	CHRW	C.h.robinson Worldwide	D	-2.86	0.40	ALLE	Allegion	A	2.32	0.40
2017-09-01	TJX	Tjx Companies	D	-2.85	0.20	NFLX	Netflix	A	2.34	0.20
2017-09-01		Unisys Corp	C	-1.92	0.20	AMD	Advanced Micro Devices	A	3.00	0.20
2017-09-01	SAN	Sanofi	C	-1.85	0.10	NRG	Nrg Energy	A	2.42	0.10
2017-09-01	INSM	Insmmed	C	-1.89	0.10	IDXX	Idexx Laboratories	A	2.38	0.10
2017-09-01	WFC	Wells Fargo	C	-1.86	1.60	CMA	Comerica	A	2.37	1.60
2017-09-01	TEVA	Teva Pharmaceutical Industries Adr	D	-2.96	0.40					
2017-09-01	ESRX	Express Scripts	D	-2.86	0.20	INCY	Incyte	A	2.36	0.20
2017-09-01	LNG	Cheniere Energy	C	-1.86	0.00	OKE	Oneok	A	2.48	0.00
2017-09-01	AZO	Autozone	D	-2.89	0.20	PCLN	The Priceline	A	2.32	0.20
2017-09-01	QCOM	Qualcomm	D	-2.88	1.60	MU	Micron Technology	A	2.57	1.60
2017-09-01	OII	Oceaneering International	D	-2.92	0.20					
2017-09-01	FFIV	F5 Networks	D	-2.87	0.10	AMAT	Applied Materials	A	2.52	0.10
2017-09-01	POT	Corporation Of Saskatchewan	C	-1.86	0.40	AVGO	Broadcom	A	2.39	0.40
2017-09-01	IMO	Imperial Oil	D	-2.87	0.50	AVY	Avery Dennison	A	2.38	0.50
2017-09-01	CAH	Cardinal Health	D	-2.86	0.30	RCL	Royal Caribbean Cruises	A	2.32	0.30
2017-09-01	VIAB	Viacom	D	-2.90	0.20	BBY	Best Buy	A	2.31	0.20
2017-09-01	SBGI	Sinclair Broadcast	C	-1.88	0.10	MGM	Mgm Resorts International	A	2.31	0.10
2017-09-01	COST	Costco Wholesale	C	-1.86	0.10	CHTR	Charter Communications	A	2.30	0.10

Date	Ticker	Name	R	SM	W (%)	Ticker	Name	R	SM	W (%)
2017-09-01	FLS	Flowserve	D	-2.87	0.40	CMI	Cummins	A	2.32	0.40
2017-09-01	CVE	Cenovus Energy	D	-2.92	0.60					
2017-09-01	GWR	Genesee & Wyoming	C	-1.86	0.30	RTN	Raytheon	A	2.32	0.30
2017-09-01	FLT	Fleetcor Technologies	D	-2.86	0.20	PH	Parker-hannifin	A	2.31	0.20
2017-09-01	SRCL	Stericycle	D	-2.86	0.10	ROK	Rockwell Automation	A	2.31	0.10
2017-09-01	GLNG	Golar Lng	C	-1.88	0.10	LRCX	Lam Research	A	2.45	0.10
2017-09-01	TOO	Teekay Offshore Partners L.p	D	-2.93	0.00					
2017-09-01	DXCM	Dexcom	D	-2.85	0.10	ISRG	Intuitive Surgical	A	2.34	0.10
2017-09-01	TSRO	Tesaro	C	-1.88	0.00	COO	Cooper Companies	A	2.33	0.00
2017-09-01	KMI	Kinder Morgan	D	-2.86	0.80	FMC	Fmc	A	2.44	0.80
2017-09-01	TRVN	Trevena	D	-2.97	0.00					
2017-09-01	GNCA	Genocea Biosciences	C	-1.88	0.00	BAX	Baxter International	A	2.31	0.00
2017-09-01	BHGE	Baker Hughes, A Ge	D	-2.91	0.20					
2017-10-02	APA	Apache	D	-2.89	0.90	MPC	Marathon Petroleum	A	2.26	0.90
2017-10-02	APC	Anadarko Petroleum	D	-2.89	0.30	EQT	Eqt	A	2.21	0.30
2017-10-02	WAB	Westinghouse Air Brake Technologies	D	-2.86	0.30	URI	United Rentals	A	2.54	0.30
2017-10-02	SM	Sm Energy	D	-2.93	0.10					
2017-10-02	CPB	Campbell Soup	D	-2.88	0.00	ATVI	Activision Blizzard	A	3.00	0.00
2017-10-02	ORLY	O'reilly Automotive	D	-2.87	0.20	AMZN	Amazon.com	A	2.56	0.20
2017-10-02	ESV	Ensco	D	-2.92	0.00					
2017-10-02	AYI	Acuity Brands	D	-2.89	0.20	MTD	Mettler Toledo International	A	2.47	0.20
2017-10-02	FAST	Fastenal	C	-1.85	0.00	PKG	Packaging Corp Of America	A	2.43	0.00
2017-10-02	AKAM	Akamai Technologies	D	-2.88	0.20	NVDA	Nvidia	A	3.00	0.20
2017-10-02	GE	General Electric	D	-2.87	2.20	MAS	Masco	A	2.37	2.20
2017-10-02	GSK	Glaxosmithkline Adr	D	-2.85	1.50	ALGN	Align Technology	A	2.53	1.50
2017-10-02	K	Kellogg	D	-2.86	0.10	STZ	Constellation Brands	A	2.40	0.10
2017-10-02	KR	Kroger	D	-2.92	0.30					
2017-10-02	LB	L Brands	D	-2.91	0.30	EA	Electronic Arts	A	2.32	0.40
2017-10-02	MO	Altria	C	-1.87	0.40	TSO	Tesoro	A	2.21	0.00
2017-10-02	NBL	Noble Energy	D	-2.89	0.00	BWA	Borgwarner	A	2.31	0.50
2017-10-02	TAP	Molson Coors Brewing	D	-2.88	0.50	PHM	Pultegroup	A	2.30	0.00
2017-10-02	SJM	Jm Smucker	D	-2.89	0.00	XEC	Cimarex Energy	B	1.21	0.20
2017-10-02	SLB	Schlumberger	D	-2.87	0.20	LUK	Leucadia National	A	2.29	0.00
2017-10-02	SNA	Snap-on	D	-2.86	0.00	NFLX	Netflix	A	2.35	0.20
2017-10-02	TJX	Tjx Companies	D	-2.85	0.20					
2017-10-02		Unisys Corp	D	-2.91	0.20	AMAT	Applied Materials	A	2.60	0.10
2017-10-02	SAN	Sanofi	C	-1.85	0.10	CMA	Comerica	A	2.41	1.70
2017-10-02	WFC	Wells Fargo	C	-1.85	1.70					
2017-10-02	TEVA	Pharmaceutical Industries Adr	D	-2.95	0.50					
2017-10-02	ESRX	Express Scripts	D	-2.85	0.20	IDXX	Idexx Laboratories	A	2.39	0.20
2017-10-02	LNG	Cheniere Energy	C	-1.85	0.00	MRO	Marathon Oil	B	1.21	0.00
2017-10-02	AZO	Autozone	D	-2.88	0.20	BBY	Best Buy	A	2.33	0.20
2017-10-02	QCOM	Qualcomm	D	-2.88	1.50	AMD	Advanced Micro Devices	A	3.00	1.50
2017-10-02	FFIV	F5 Networks	D	-2.86	0.10	MU	Micron Technology	A	2.70	0.10
2017-10-02	CAH	Cardinal Health	D	-2.86	0.30	PCLN	The Priceline	A	2.32	0.30
2017-10-02	VIAB	Viacom	D	-2.90	0.10					
2017-10-02	SBGI	Sinclair Broadcast	C	-1.88	0.10	AAL	American Airlines	A	2.31	0.10
2017-10-02	COST	Costco Wholesale	C	-1.85	0.10	RCL	Royal Caribbean Cruises	A	2.30	0.10
2017-10-02	FLS	Flowserve	D	-2.87	0.40	CAT	Caterpillar	A	2.36	0.40
2017-10-02	GWR	Genesee & Wyoming	C	-1.85	0.30	ALLE	Allegion	A	2.35	0.30
2017-10-02	SRCL	Stericycle	D	-2.86	0.10	PH	Parker-hannifin	A	2.34	0.10
2017-10-02	GLNG	Golar Lng	D	-2.87	0.10	CXO	Concho Resources	B	1.21	0.10
2017-10-02	TOO	Teekay Offshore Partners L.p	D	-2.93	0.00					

Date	Ticker	Name	R	SM	W (%)	Ticker	Name	R	SM	W (%)
2017-10-02	SBNY	Signature Bank	D	-2.87	0.10	LNC	Lincoln National	A	2.40	0.10
2017-10-02	DXCM	Dexcom	D	-2.90	0.00					
2017-10-02	TSRO	Tesaro	C	-1.89	0.00	ISRG	Intuitive Surgical	A	2.35	0.00
2017-10-02	KMI	Kinder Morgan	D	-2.84	0.80	DVN	Devon Energy	B	1.21	0.80
2017-10-02	TRVN	Trevena	D	-2.97	0.00					
2017-10-02	MRO	Melrose Industries	C	-1.86	0.20	ALB	Albemarle	A	2.54	0.20
2017-10-02	BHGE	Baker Hughes, A Ge	D	-2.91	0.30					
2017-11-01	APA	Apache	D	-2.90	0.80	MPC	Marathon Petroleum	A	2.29	0.80
2017-11-01	APC	Anadarko Petroleum	D	-2.89	0.30	TSO	Tesoro	A	2.22	0.30
2017-11-01	WAB	Westinghouse Air Brake Technologies	D	-2.86	0.30	URI	United Rentals	A	2.55	0.30
2017-11-01	STAN	Standard Chartered	C	-1.86	0.10	AMAT	Applied Materials	A	2.65	0.10
2017-11-01	CM-CSA	Comcast	C	-1.86	2.00	AMZN	Amazon.com	A	2.64	2.00
2017-11-01	CPB	Campbell Soup	D	-2.88	0.10	ATVI	Activision Blizzard	A	3.00	0.10
2017-11-01	ORLY	O'reilly Automotive	D	-2.88	0.20	NFLX	Netflix	A	2.39	0.20
2017-11-01	DIS	Walt Disney	D	-2.86	0.40	PCLN	The Priceline	A	2.33	0.40
2017-11-01	ESV	Ensco	D	-2.92	0.00					
2017-11-01	AYI	Acuity Brands	D	-2.90	0.20	MTD	Mettler Toledo International	A	2.51	0.20
2017-11-01	FAST	Fastenal	C	-1.85	0.00	PKG	Packaging Corp Of America	A	2.43	0.00
2017-11-01	GE	General Electric	D	-2.90	1.80	CAT	Caterpillar	A	2.39	1.80
2017-11-01	GSK	Glaxosmithkline Adr	D	-2.86	1.40	ALGN	Align Technology	A	2.67	1.40
2017-11-01	K	Kellogg	D	-2.86	0.10	STZ	Constellation Brands	A	2.44	0.10
2017-11-01	KR	Kroger	D	-2.92	0.30					
2017-11-01	LB	L Brands	D	-2.90	0.40					
2017-11-01	MO	Altria	D	-2.86	0.70	PHM	Pultegroup	A	2.33	0.70
2017-11-01	NBL	Noble Energy	D	-2.89	0.00	CXO	Concho Resources	A	2.22	0.00
2017-11-01	TAP	Molson Coors Brewing	D	-2.88	0.50	BWA	Borgwarner	A	2.32	0.50
2017-11-01	OMC	Omnicom	D	-2.87	0.00	MAR	Marriott International	A	2.33	0.00
2017-11-01	SJM	Jm Smucker	D	-2.89	0.00	EA	Electronic Arts	A	2.31	0.00
2017-11-01	TJX	Tjx Companies	D	-2.86	0.20	BBY	Best Buy	A	2.32	0.20
2017-11-01		Unisys Corp	D	-2.92	0.20					
2017-11-01	SAN	Sanofi	C	-1.86	0.10	ALB	Albemarle	A	2.57	0.10
2017-11-01	WMB	Williams Companies Teva	D	-2.85	1.50	EOG	Eog Resources	A	2.21	1.50
2017-11-01	TEVA	Pharmaceutical Industries Adr	D	-2.96	0.40					
2017-11-01	ESRX	Express Scripts	D	-2.86	0.10	IDXX	Idexx Laboratories	A	2.39	0.10
2017-11-01	ULTI	The Ultimate Software	D	-2.85	0.10	NVDA	Nvidia	A	3.00	0.10
2017-11-01	RB.	Reckitt Benckiser	C	-1.86	0.10	LRCX	Lam Research	A	2.55	0.10
2017-11-01	LNG	Cheniere Energy	C	-1.84	0.10	EQT	Eqt	A	2.20	0.10
2017-11-01	IPG	Interpublic Group Of Companies	D	-2.87	0.20	AAL	American Airlines	A	2.32	0.20
2017-11-01	QCOM	Qualcomm	D	-2.87	1.60	AMD	Advanced Micro Devices	A	3.00	1.60
2017-11-01	FFIV	F5 Networks	D	-2.86	0.10	MU	Micron Technology	A	2.77	0.10
2017-11-01	CAH	Cardinal Health	D	-2.87	0.50	RCL	Royal Caribbean Cruises	A	2.31	0.50
2017-11-01	VIAB	Viacom	D	-2.91	0.10					
2017-11-01	SBGI	Sinclair Broadcast	D	-2.88	0.10	KMX	Carmax	A	2.29	0.10
2017-11-01	COTY	Coty	D	-2.88	0.20	LUK	Leucadia National	A	2.29	0.20
2017-11-01	COST	Costco Wholesale	C	-1.85	0.10	WYNN	Wynn Resorts	A	2.29	0.10
2017-11-01	FLS	Flowserve	D	-2.86	0.50	MAS	Masco	A	2.36	0.50
2017-11-01	JAZZ	Jazz Pharmaceuticals	C	-1.85	0.50	ISRG	Intuitive Surgical	A	2.38	0.50
2017-11-01	SRCL	Stericycle	D	-2.87	0.10	ROK	Rockwell Automation	A	2.36	0.10
2017-11-01	GLNG	Golar Lng	D	-2.87	0.10	OXY	Occidental Petroleum	A	2.19	0.10
2017-11-01	TOO	Teekay Offshore Partners L.p	D	-2.92	0.00					
2017-11-01	SBNY	Signature Bank	D	-2.87	0.20	CMA	Comerica	A	2.42	0.20

Date	Ticker	Name	R	SM	W (%)	Ticker	Name	R	SM	W (%)
2017-11-01	DXCM	Dexcom	D	-2.91	0.00					
2017-11-01	TSRO	Tesaro	D	-2.90	0.00					
2017-11-01	KMI	Kinder Morgan	D	-2.85	0.80	MRO	Marathon Oil	B	1.23	0.80
2017-11-01	TRVN	Trevena	D	-2.98	0.00					
2017-11-01	ICPT	Intercept Pharmaceuticals	D	-2.92	0.30					
2017-11-01	BETR	Amplify Snack Brands	D	-2.90	0.10					
2017-11-01	MRO	Melrose Industries	C	-1.86	0.20	OKE	Oneok	A	2.48	0.20
2017-11-01	BHGE	Baker Hughes, A Ge	D	-2.92	0.20					
2017-12-01	APA	Apache	D	-2.89	0.90	MPC	Marathon Petroleum	A	2.30	0.90
2017-12-01	APC	Anadarko Petroleum	D	-2.89	0.30	MRO	Marathon Oil	A	2.23	0.30
2017-12-01	WAB	Westinghouse Air Brake Technologies	D	-2.86	0.30	URI	United Rentals	A	2.60	0.30
2017-12-01	STAN	Standard Chartered	C	-1.86	0.10	NVDA	Nvidia	A	3.00	0.10
2017-12-01	CM- CSA	Comcast	C	-1.85	2.10	AMZN	Amazon.com	A	2.68	2.10
2017-12-01	CPB	Campbell Soup	D	-2.88	0.20	ATVI	Activision Blizzard	A	2.98	0.20
2017-12-01	CVS	Cvs Health	D	-2.85	0.80	NFLX	Netflix	A	2.36	0.80
2017-12-01	ORLY	O'reilly Automotive	D	-2.86	0.20	MAR	Marriott International	A	2.35	0.20
2017-12-01	DIS	Walt Disney	D	-2.85	0.40	BBY	Best Buy	A	2.34	0.40
2017-12-01	ESV	Ensco	D	-2.92	0.00					
2017-12-01	AYI	Acuity Brands	D	-2.89	0.20	MTD	Mettler Toledo International	A	2.47	0.20
2017-12-01	GE	General Electric	D	-2.91	1.80					
2017-12-01	GSK	Glaxosmithkline Adr	D	-2.87	1.40	ALGN	Align Technology	A	2.72	1.40
2017-12-01	K	Kellogg	D	-2.85	0.20	STZ	Constellation Brands	A	2.44	0.20
2017-12-01	KMB	Kimberly-clark	D	-2.85	0.00	PHM	Pultegroup	A	2.37	0.00
2017-12-01	MDT	Medtronic	C	-1.85	0.40	ISRG	Intuitive Surgical	A	2.40	0.40
2017-12-01	MO	Altria	D	-2.85	1.10	BWA	Borgwarner	A	2.33	1.10
2017-12-01	NBL	Noble Energy	D	-2.89	0.00	DVN	Devon Energy	A	2.22	0.00
2017-12-01	TAP	Molson Coors Brewing	D	-2.88	0.40	MHK	Mohawk Industries	A	2.31	0.40
2017-12-01	OMC	Omnicom	D	-2.86	0.10	AAL	American Airlines	A	2.32	0.10
2017-12-01	SJM	Jm Smucker	D	-2.88	0.20	DHI	D.r. Horton	A	2.31	0.20
2017-12-01		Unisys Corp	D	-2.92	0.20					
2017-12-01	UTX	United Technologies	C	-1.84	1.40	PKG	Packaging Corp Of America	A	2.43	1.40
2017-12-01	SAN	Sanofi	C	-1.87	0.10	AMD	Advanced Micro Devices	A	3.00	0.10
2017-12-01	WMB	Williams Companies Teva	D	-2.85	1.50	CXO	Concho Resources	A	2.22	1.50
2017-12-01	TEVA	Pharmaceutical Industries Adr	D	-2.96	0.40					
2017-12-01	ESRX	Express Scripts	D	-2.85	0.10	IDXX	Idexx Laboratories	A	2.38	0.10
2017-12-01	RB.	Reckitt Benckiser	D	-2.87	0.10	MU	Micron Technology	A	2.73	0.10
2017-12-01	IPG	Interpublic Group Of Companies	D	-2.87	0.30	RCL	Royal Caribbean Cruises	A	2.32	0.30
2017-12-01	GILD	Gilead Sciences	C	-1.85	0.20	COO	Cooper Companies	A	2.33	0.20
2017-12-01	CAH	Cardinal Health	D	-2.88	0.60	MGM	Mgm Resorts International	A	2.31	0.60
2017-12-01	VIAB	Viacom	D	-2.90	0.10	WYNN	Wynn Resorts	A	2.31	0.10
2017-12-01	SBGI	Sinclair Broadcast	D	-2.87	0.10	YUM	Yum Brands	A	2.31	0.10
2017-12-01	COTY	Coty	D	-2.86	0.20	LUK	Leucadia National	A	2.30	0.20
2017-12-01	ACT	Actavis	D	-2.89	0.30	BAX	Baxter International	A	2.32	0.30
2017-12-01	ALXN	Alexion Pharmaceuticals	C	-1.88	0.60	ZTS	Zoetis	A	2.30	0.60
2017-12-01	JAZZ	Jazz Pharmaceuticals	C	-1.86	0.50	CNC	Centene	A	2.30	0.50
2017-12-01	SRCL	Stericycle	D	-2.87	0.10	CAT	Caterpillar	A	2.41	0.10
2017-12-01	TOO	Teekay Offshore Partners L.p	D	-2.93	0.00					
2017-12-01	SBNY	Signature Bank	D	-2.86	0.30	CMA	Comerica	A	2.45	0.30
2017-12-01	WPZ	Williams Partners	D	-2.85	0.80	XEC	Cimarex Energy	A	2.21	0.80
2017-12-01	DXCM	Dexcom	D	-2.89	0.10	SYK	Stryker	A	2.30	0.10
2017-12-01	TSRO	Tesaro	D	-2.93	0.00					

Date	Ticker	Name	R	SM	W (%)	Ticker	Name	R	SM	W (%)
2017-12-01	DPS	Dr Pepper Snapple	D	-2.84	0.20	KORS	Michael Kors	A	2.29	0.20
2017-12-01	KMI	Kinder Morgan	D	-2.85	0.70	TSO	Tesoro	A	2.21	0.70
2017-12-01	TRVN	Trevena	D	-2.98	0.00					
2017-12-01	ICPT	Intercept Pharmaceuticals	D	-2.92	0.30					
2017-12-01	BETR	Amplify Snack Brands	D	-2.92	0.00					
2017-12-01	MRO	Melrose Industries	C	-1.87	0.20	AMAT	Applied Materials	A	2.60	0.20
2017-12-01	BHGE	Baker Hughes, A Ge	D	-2.92	0.20					
2017-12-29	APA	Apache	D	-2.90	0.70	MPC	Marathon Petroleum	A	2.31	0.70
2017-12-29	WAB	Westinghouse Air Brake Technologies	D	-2.85	0.30	URI	United Rentals	A	2.66	0.30
2017-12-29	CM- CSA	Comcast	C	-1.84	2.30	AMZN	Amazon.com	A	2.68	2.30
2017-12-29	MON	Monsanto	C	-1.84	0.60	ATVI	Activision Blizzard	A	3.00	0.60
2017-12-29	CPB	Campbell Soup	D	-2.88	0.20	STZ	Constellation Brands	A	2.46	0.20
2017-12-29	CVS	Cvs Health	D	-2.85	0.80	BBY	Best Buy	A	2.39	0.80
2017-12-29	ESV	Ensco	D	-2.92	0.00					
2017-12-29	AYI	Acuity Brands	D	-2.89	0.30	MTD	Mettler Toledo International	A	2.46	0.30
2017-12-29	NOV	National Oilwell Varco	D	-2.83	0.40	MRO	Marathon Oil	A	2.26	0.40
2017-12-29	GE	General Electric	D	-2.91	1.70					
2017-12-29	GSK	Glaxosmithkline Adr	D	-2.87	1.30	ALGN	Align Technology	A	2.63	1.30
2017-12-29	ADSK	Autodesk	C	-1.87	0.00	NVDA	Nvidia	A	3.00	0.00
2017-12-29	K	Kellogg	D	-2.85	0.20	PHM	Pultegroup	A	2.36	0.20
2017-12-29	KMB	Kimberly-clark	D	-2.85	0.10	KORS	Michael Kors	A	2.32	0.10
2017-12-29	MDT	Medtronic	C	-1.85	0.20	IDXX	Idexx Laboratories	A	2.39	0.20
2017-12-29	PSA	Public Storage	D	-2.84	0.10	CMA	Comerica	A	2.47	0.10
2017-12-29	NBL	Noble Energy	D	-2.88	0.00	HP	Helmerich & Payne	A	2.25	0.00
2017-12-29	TAP	Molson Coors Brewing	D	-2.88	0.40	DHI	D.r. Horton	A	2.31	0.40
2017-12-29	OMC	Omnicom	D	-2.86	0.10	NFLX	Netflix	A	2.37	0.10
2017-12-29	UNISYS	Unisys Corp	D	-2.92	0.20					
2017-12-29	SAN	Sanofi	D	-2.87	0.10	MU	Micron Technology	A	2.72	0.10
2017-12-29	WMB	Williams Companies Teva	D	-2.84	1.60	DVN	Devon Energy	A	2.23	1.60
2017-12-29	TEVA	Pharmaceutical Industries Adr	D	-2.95	0.50					
2017-12-29	RB.	Reckitt Benckiser	D	-2.86	0.20	AMAT	Applied Materials	A	2.59	0.20
2017-12-29	IPG	Interpublic Group Of Companies	D	-2.87	0.30	MAR	Marriott International	A	2.37	0.30
2017-12-29	GILD	Gilead Sciences	C	-1.86	0.00	ISRG	Intuitive Surgical	A	2.37	0.00
2017-12-29	OII	Oceaneering International	D	-2.87	0.20	CXO	Concho Resources	A	2.23	0.20
2017-12-29	CAH	Cardinal Health	D	-2.88	0.60	AAL	American Airlines	A	2.34	0.60
2017-12-29	TWX	Time Warner	D	-2.85	0.20	WYNN	Wynn Resorts	A	2.32	0.20
2017-12-29	ACT	Actavis	D	-2.89	0.30	BAX	Baxter International	A	2.32	0.30
2017-12-29	ALXN	Alexion Pharmaceuticals	D	-2.86	0.60	ZTS	Zoetis	A	2.30	0.60
2017-12-29	JAZZ	Jazz Pharmaceuticals	C	-1.86	0.50	COO	Cooper Companies	A	2.30	0.50
2017-12-29	SRCL	Stericycle	D	-2.87	0.10	CAT	Caterpillar	A	2.45	0.10
2017-12-29	TOO	Teekay Offshore Partners L.p	D	-2.93	0.00					
2017-12-29	SBH	Sally Beauty	D	-2.85	0.10	MGM	Mgm Resorts International	A	2.31	0.10
2017-12-29	SBNY	Signature Bank	D	-2.86	0.30	ZION	Zions Bancorp	A	2.43	0.30
2017-12-29	WPZ	Williams Partners	D	-2.85	0.80	TSO	Tesoro	A	2.23	0.80
2017-12-29	TSRO	Tesaro	D	-2.93	0.00					
2017-12-29	KMI	Kinder Morgan	D	-2.85	0.70	XEC	Cimarex Energy	A	2.22	0.70
2017-12-29	TRVN	Trevena	D	-2.98	0.00					
2017-12-29	ICPT	Intercept Pharmaceuticals	D	-2.93	0.30					
2017-12-29	MRO	Melrose Industries	C	-1.86	0.20	ALB	Albemarle	A	2.51	0.20
2017-12-29	BHGE	Baker Hughes, A Ge	D	-2.92	0.30					

