



Trendrating

S&P 500 LOSERS

In 2018 the S&P 500 recorded a loss of around **6.24%**.

But price trends dispersion has been huge as usual.

The top 100 performing stocks of this universe posted on average a gain of **16.32%** for the year.

While the bottom 100 performers generated an average loss of **36.25%**.

Superior performance on a consistent basis starts with an accurate reading of medium –to-long term price trends. Those trends that last for a few quarters and make the difference on yearly returns.

Capturing trends is the essence of successful investing.

Trendrating developed a proprietary methodology for rating trends , where **A** and **B** identify bull trends and **C** and **D** signal bear markets across individual securities.

C and **D** ratings can be used to either exit or reduce holdings , limiting damages and filling a critical gap in the standard risk management processes.

A and **B** ratings can be used to validate investment ideas as well as spot opportunities of potential big gainers.

-36.25%

Average Performance of the Worst 100 Performers out of the S&P 500 Universe in the last 12 months.

Here below a few examples of the timely negative rating issued by Trendrating.

D Coty (COTY)
 Rated on: 2018-05-25 | Since D: -47.62% | Since C: -55.08%



D Mohawk Industries (MHK)
 Rated on: 2018-05-04 | Since D: -43.55% | Since C: -50.57%



D General Electric (GE)
 Rated on: 2017-03-16 | Since D: -72.34%



D Western Digital (WDC)
 Rated on: 2018-06-06 | Since D: -56.14%

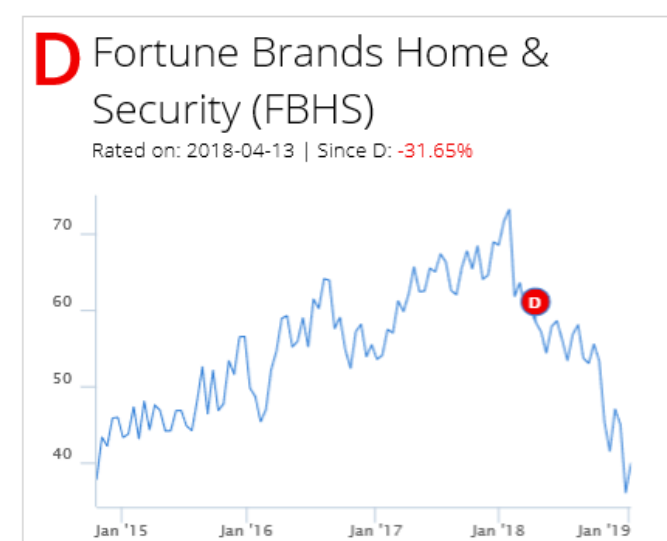
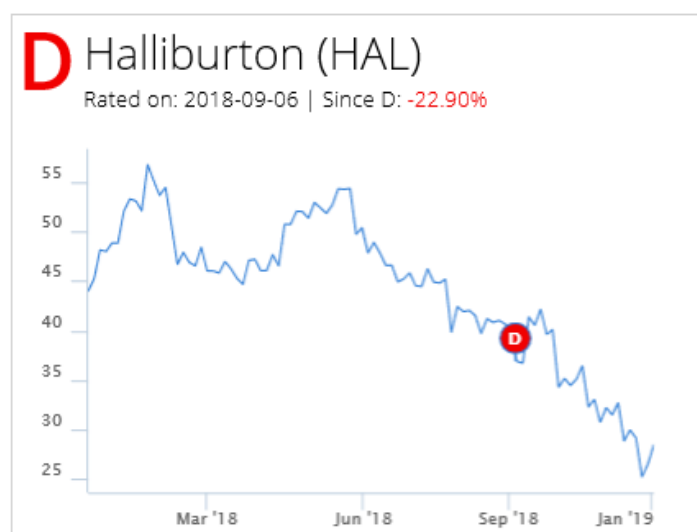
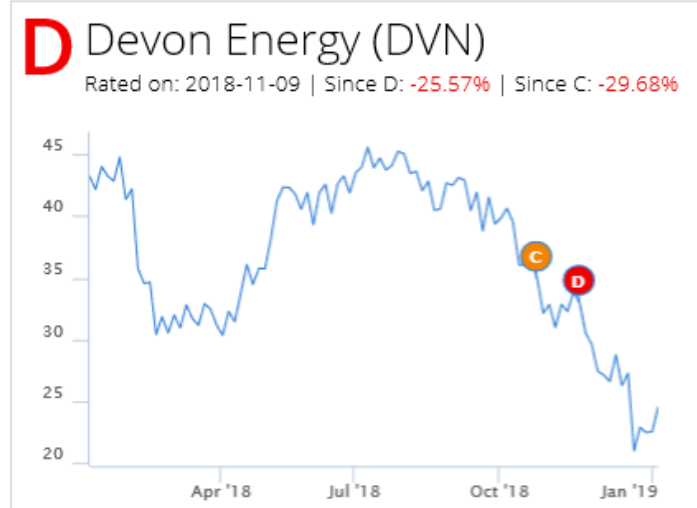
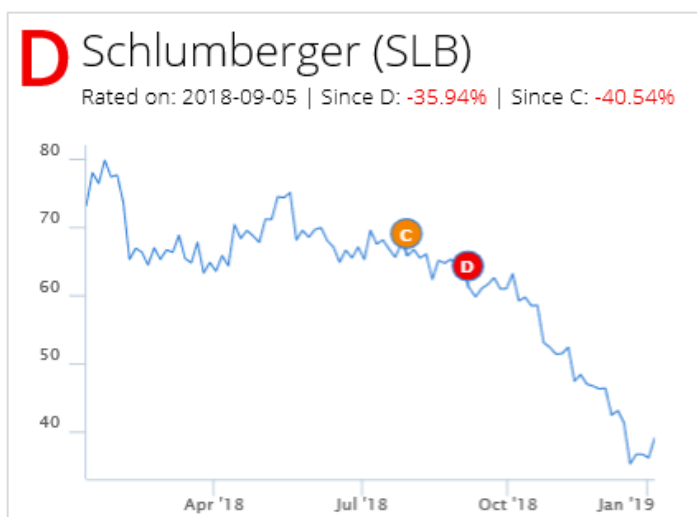
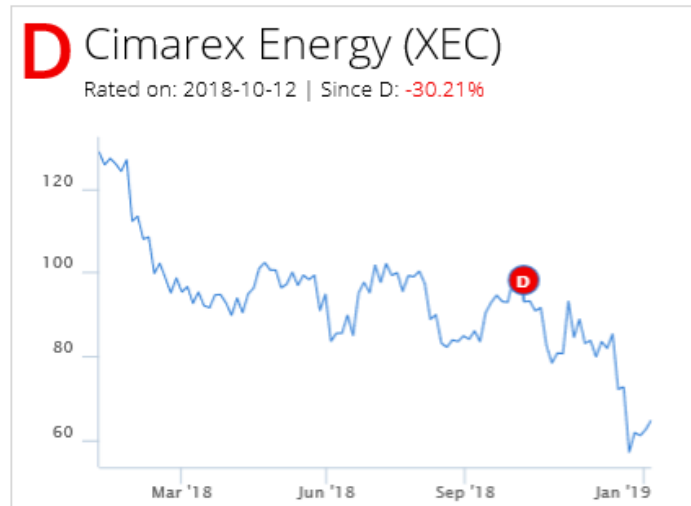
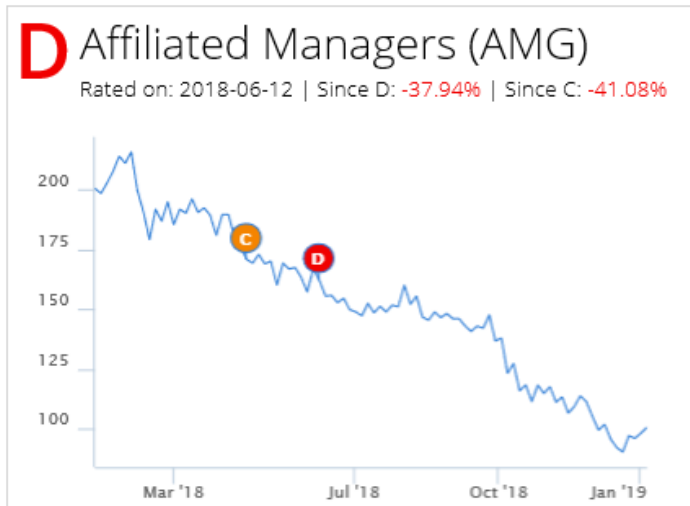


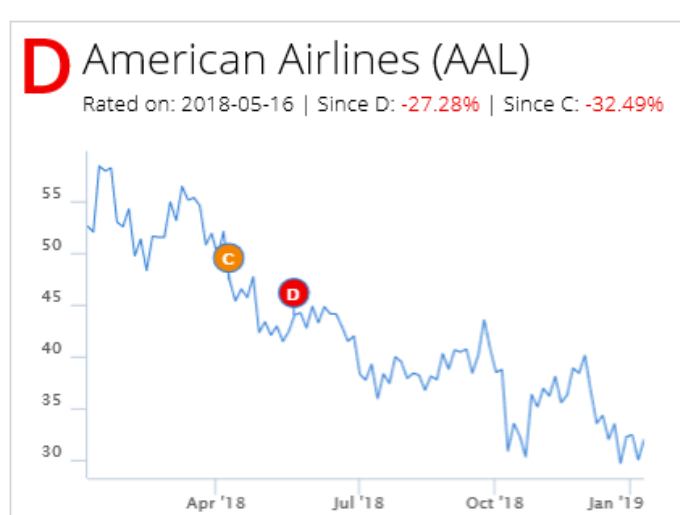
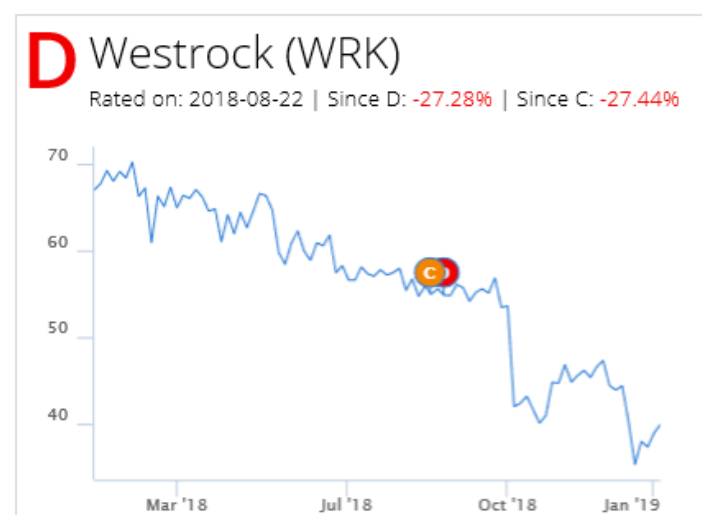
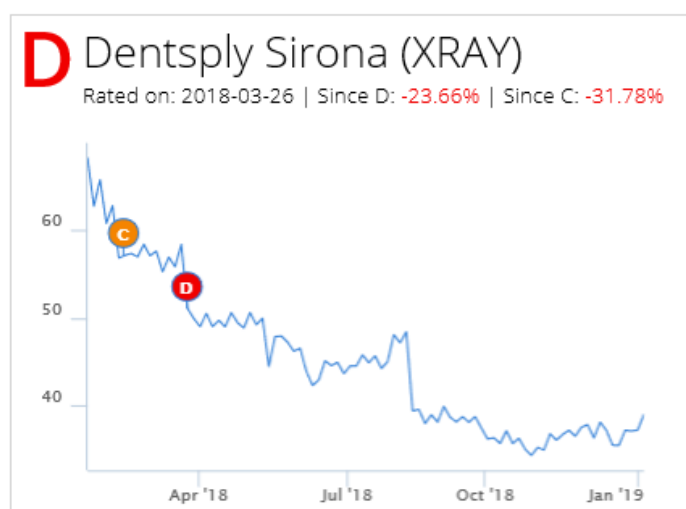
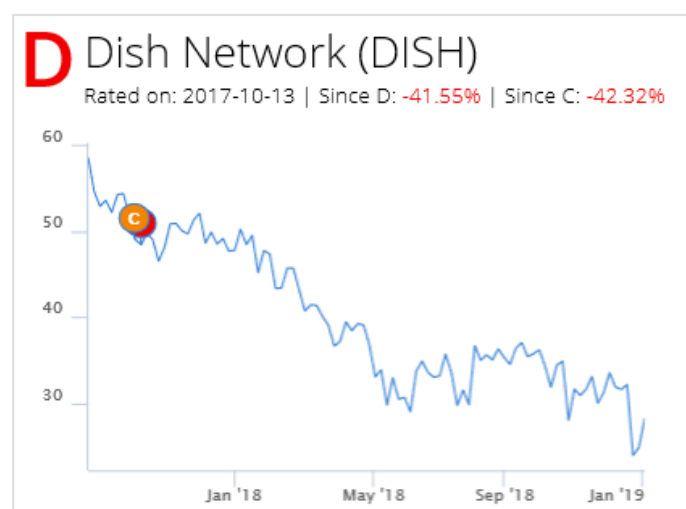
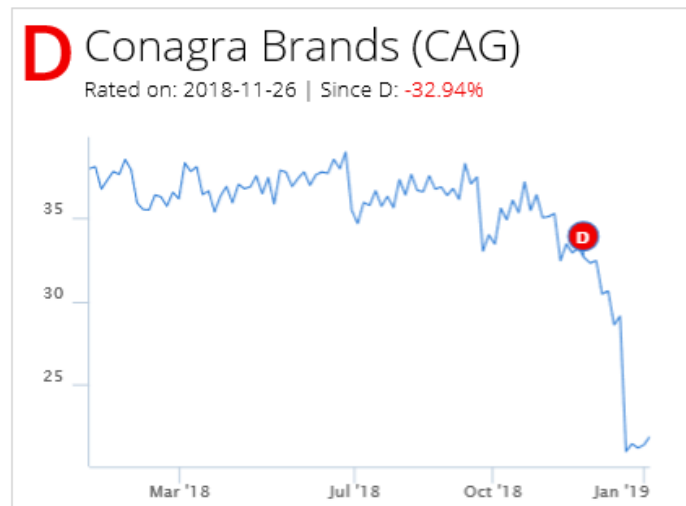
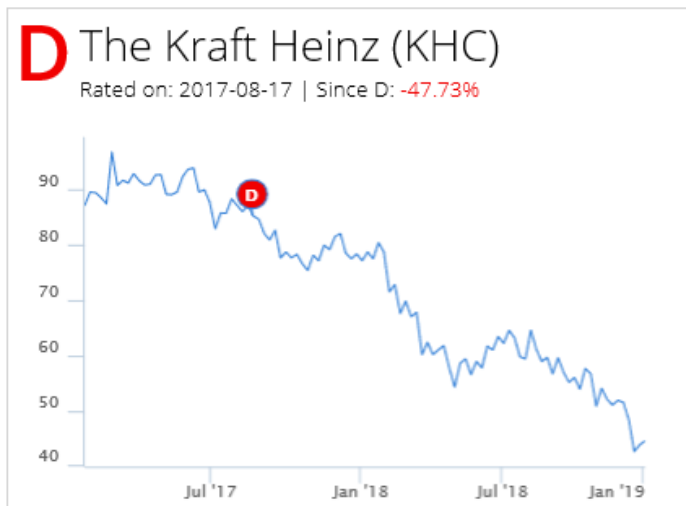
D Invesco (IVZ)
 Rated on: 2018-04-20 | Since D: -44.43%

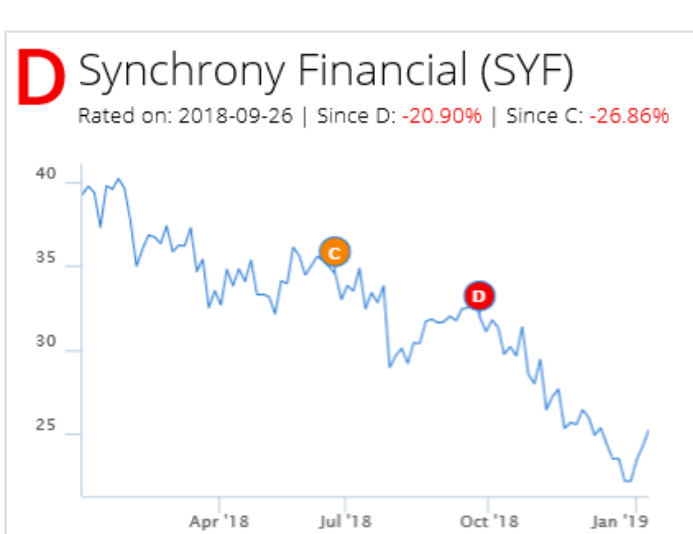
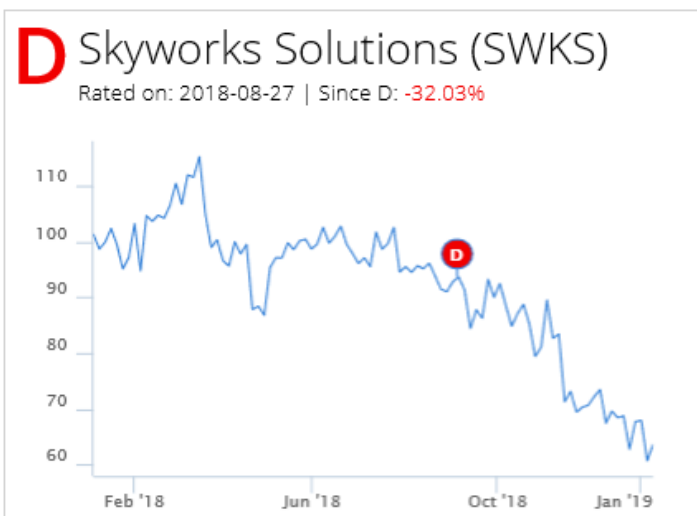
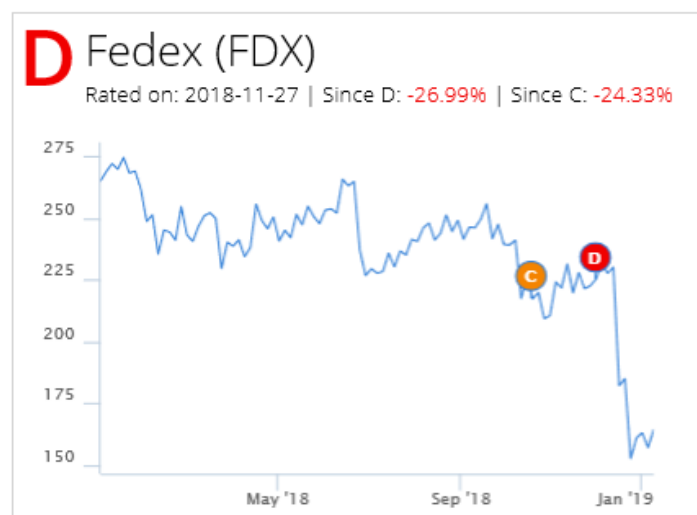
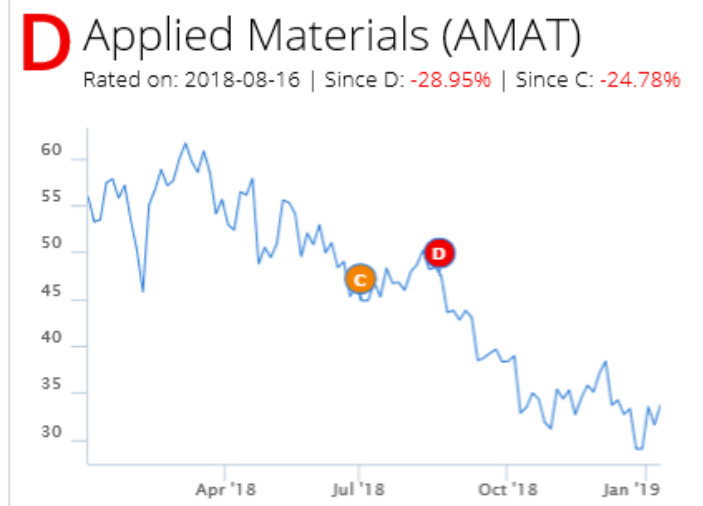


D Perrigo (PRGO)
 Rated on: 2018-10-10 | Since D: -41.93%









D Baker Hughes, A Ge (BHGE)

Rated on: 2018-10-31 | Since D: -17.72% | Since C: -26.65%



D Mattel (MAT)

Rated on: 2018-11-29 | Since D: -24.35% | Since C: -22.54%



D Technipfmc (FTI)

Rated on: 2018-11-06 | Since D: -21.89% | Since C: -28.83%



D Goodyear Tire & Rubber (GT)

Rated on: 2018-04-10 | Since D: -23.81% | Since C: -33.85%



D Mylan (MYL)

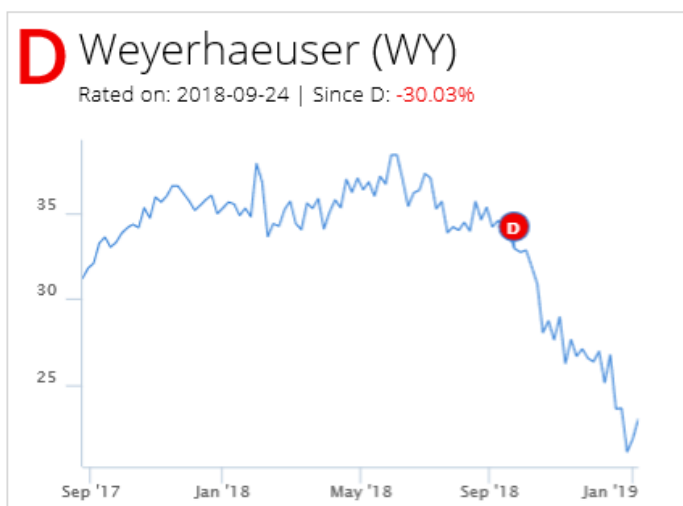
Rated on: 2018-10-09 | Since D: -16.67% | Since C: -21.35%



D State Street (STT)

Rated on: 2018-08-08 | Since D: -25.99% | Since C: -32.86%





D Aptiv (APTV)

Rated on: 2018-10-31 | Since D: -18.46% | Since C: -28.85%



D International Paper (IP)

Rated on: 2018-06-20 | Since D: -21.99%



D Goldman Sachs (GS)

Rated on: 2018-08-13 | Since D: -22.84% | Since C: -25.86%



D Masco (MAS)

Rated on: 2018-10-10 | Since D: -7.91% | Since C: -17.37%



D Campbell Soup (CPB)

Rated on: 2017-06-20 | Since D: -39.93%



D A.o.smith (AOS)

Rated on: 2018-09-11 | Since D: -24.54% | Since C: -26.31%



D Lam Research (LRCX)
 Rated on: 2018-08-23 | Since D: -20.09% | Since C: -20.36%



D Micron Technology (MU)
 Rated on: 2018-11-09 | Since D: -16.39% | Since C: -31.14%



D Sealed Air (SEE)
 Rated on: 2018-08-07 | Since D: -13.54%



D Molson Coors Brewing (TAP)
 Rated on: 2017-05-02 | Since D: -37.38%



D Ebay (EBAY)
 Rated on: 2018-08-10 | Since D: -15.02% | Since C: -19.84%



D Citigroup (C)
 Rated on: 2018-11-30 | Since D: -14.91%



D Te Connectivity (TEL)

Rated on: 2018-10-09 | Since D: -9.77% | Since C: -17.13%



D Constellation Brands (STZ)

Rated on: 2018-10-01 | Since D: -21.89% | Since C: -23.56%



D Lyondellbasell Industries (LYB)

Rated on: 2018-11-06 | Since D: -8.81% | Since C: -15.08%



D Best Buy (BBY)

Rated on: 2018-12-13 | Since D: -5.69% | Since C: -26.62%



D Laboratory Corp Of America (LH)

Rated on: 2018-12-07 | Since D: -9.86% | Since C: -24.35%



D Morgan Stanley (MS)

Rated on: 2018-09-18 | Since D: -13.69% | Since C: -17.27%



D Discover Financial Services (DFS)

Rated on: 2018-12-03 | Since D: -14.51%



D Capital One Financial (COF)

Rated on: 2018-11-06 | Since D: -10.81%



D Pioneer Natural Resources (PXD)

Rated on: 2018-11-15 | Since D: -10.05% | Since C: -15.39%



D Nucor (NUE)

Rated on: 2018-11-14 | Since D: -13.32% | Since C: -13.90%



D SI Green Realty (SLG)

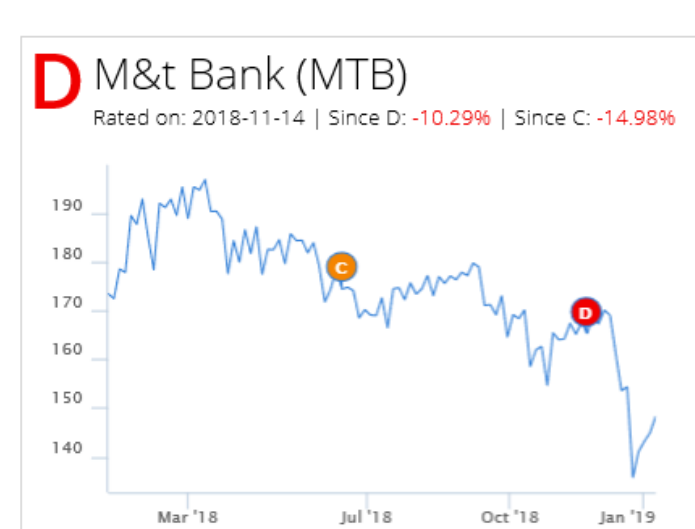
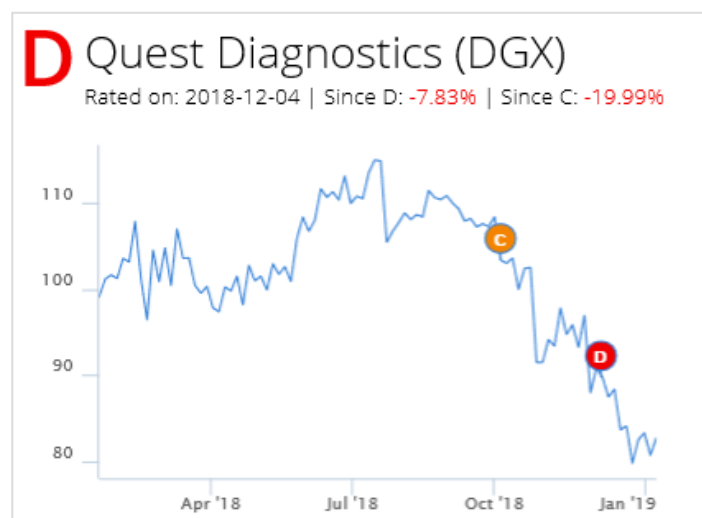
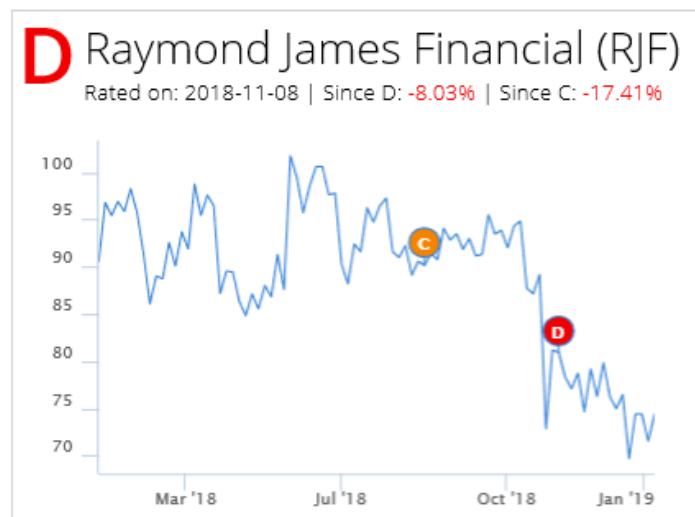
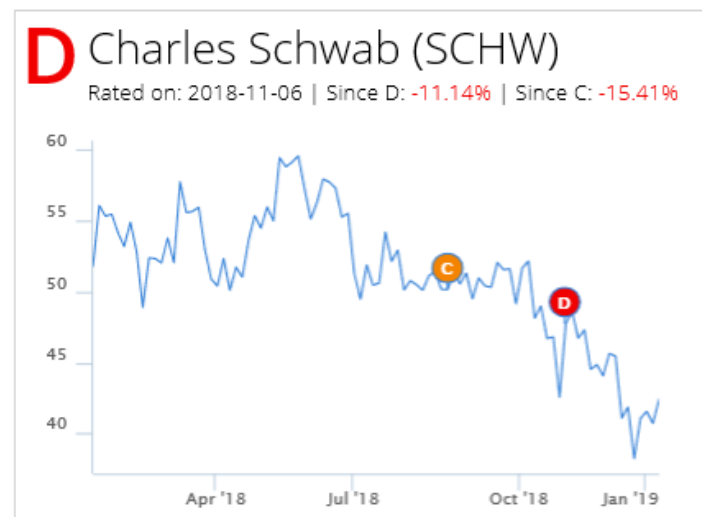
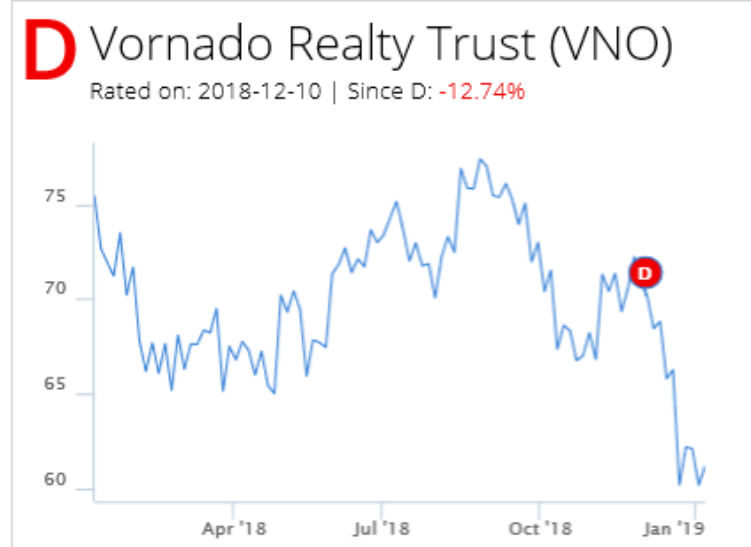
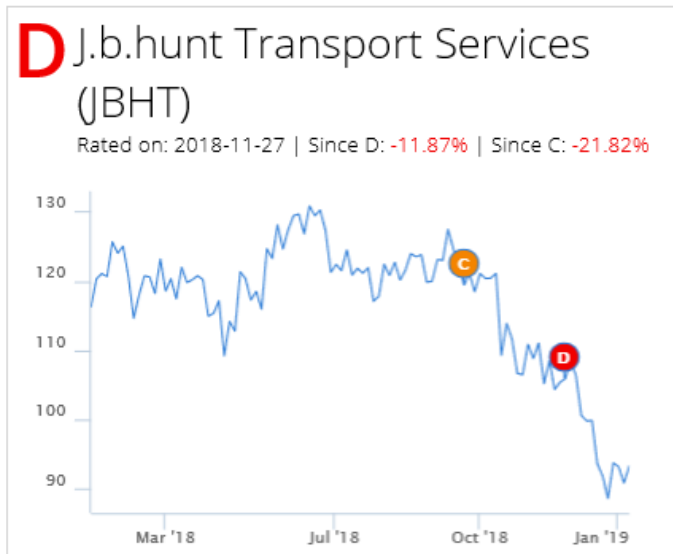
Rated on: 2018-10-29 | Since D: -14.43%



D The Hartford Financial Services (HIG)

Rated on: 2018-06-01 | Since D: -15.91%





The evaluations, rankings and information provided by Trendrating (the "Services") are provided solely for the use of finance professionals (the "Users") who have been issued a license to use the Services by Trendrating and who, by nature of their status as investment professionals understand, or are expected to understand, the complexity of finance products, the functioning of the markets and the risks inherent in them. The Services are not offered for use by persons not employed or actively working as professionals in the finance and investment industry. The Services are to be used entirely at the risk of the Users. Included in the Services are forward-looking statements that are based on observations, assumptions and calculations that reflect Trendrating's expectations. Forward-looking statements are subject to numerous risks and uncertainties that could cause actual results to materially differ from those expectations. The Services are not intended to constitute a recommendation of any specific security or financial product and are to be implemented solely in conjunction with or as part of a complete investment evaluation conducted by the Users. Under no circumstances shall Trendrating, its officers, directors, employees or agents be liable for any damages, lost profits or investment losses that result in any way from use of the Services or any interruptions, errors or delays in the Services.

www.trendrating.com