

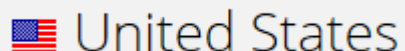


Trendrating

Alerts

23 November 2018


Here you find tables aggregating the number of upgrades and downgrades over the last 20 days in individual stocks for different markets and sectors. While the majority of alerts are downgrades in tune with the prevailing bearish phase, there are still a selected number of securities that point to a positive price trend – the upgrades. In case you are interested in the upgrades as potential investments ideas, you can see the list of the stocks using the screening functionality in Trendrating.




Name	TCR	Stocks	Upgrades	Downgrades
Basic Materials	C	213	8	32
Consumer Goods	C+	314	16	32
Consumer Services	B-	470	29	70
Financials	C+	926	26	194
Health Care	B-	589	34	65
Industrials	B-	590	14	92
Oil & Gas	C+	283	9	62
Technology	B-	415	17	55
Telecommunications	C+	57	5	7
Utilities	B	102	6	3


 United Kingdom


Name	TCR	Stocks	Upgrades	Downgrades
Basic Materials	B-	47	5	3
Consumer Goods	C+	55	3	6
Consumer Services	C+	110	7	13
Financials	C+	299	3	53
Health Care	C+	29	2	3
Industrials	C+	135	4	21
Oil & Gas	B-	48	1	8
Technology	B-	32	1	3
Telecommunications	B-	12	2	1
Utilities	B-	9	2	1


 Germany


Name	TCR	Stocks	Upgrades	Downgrades
Basic Materials	C+	21	0	1
Consumer Goods	D+	38	1	8
Consumer Services	C-	34	1	5
Financials	C+	56	2	11
Health Care	C	28	0	5
Industrials	C-	73	0	7
Oil & Gas	C	8	0	2
Technology	C	44	3	5
Telecommunications	C	6	0	0
Utilities	A-	11	2	1

 France


Name	TCR	Stocks	Upgrades	Downgrades
Basic Materials	C	10	0	0
Consumer Goods	C	50	3	9
Consumer Services	C	37	2	4
Financials	B-	55	3	5
Health Care	C	35	2	8
Industrials	C-	70	0	12
Oil & Gas	B-	9	1	2
Technology	C	36	0	4
Telecommunications	B	1	1	0
Utilities	C	9	0	0

 Italy

Name	TCR	Stocks	Upgrades	Downgrades
Basic Materials	C+	3	1	0
Consumer Goods	C	35	0	2
Consumer Services	C+	19	1	1
Financials	C	42	1	1
Health Care	C	7	0	0
Industrials	C-	52	1	5
Oil & Gas	C	6	0	1
Technology	C	9	1	1
Telecommunications	D	4	0	0
Utilities	C	13	0	1


 Hong Kong

Name	TCR	Stocks	Upgrades	Downgrades
Basic Materials	C	42	0	7
Consumer Goods	C	106	5	12
Consumer Services	C-	95	4	8
Financials	C-	199	16	19
Health Care	C	39	0	5
Industrials	C	107	6	5
Oil & Gas	C+	27	2	1
Technology	C-	41	2	8
Telecommunications	B	9	0	0
Utilities	C	29	2	1


 Canada

Name	TCR	Stocks	Upgrades	Downgrades
Basic Materials	C	151	9	16
Consumer Goods	C+	32	1	7
Consumer Services	C+	61	2	13
Financials	C+	96	0	21
Health Care	B	23	0	4
Industrials	C+	57	3	13
Oil & Gas	C	88	2	16
Technology	B-	22	0	1
Telecommunications	A-	4	1	0
Utilities	C+	20	5	1

The evaluations, rankings and information provided by Trendrating (the "Services") are provided solely for the use of finance professionals (the "Users") who have been issued a license to use the Services by Trendrating and who, by nature of their status as investment professionals understand, or are expected to understand, the complexity of finance products, the functioning of the markets and the risks inherent in them. The Services are not offered for use by persons not employed or actively working as professionals in the finance and investment industry. The Services are to be used entirely at the risk of the Users. Included in the Services are forward-looking statements that are based on observations, assumptions and calculations that reflect Trendrating's expectations. Forward-looking statements are subject to numerous risks and uncertainties that could cause actual results to materially differ from those expectations. The Services are not intended to constitute a recommendation of any specific security or financial product and are to be implemented solely in conjunction with or as part of a complete investment evaluation conducted by the Users. Under no circumstances shall Trendrating, its officers, directors, employees or agents be liable for any damages, lost profits or investment losses that result in any way from use of the Services or any interruptions, errors or delays in the Services.