



# 2018 - Worst US Performing Stocks

## Trendrating Analysis

<p><b>Overall TCR®</b></p> <p><b>D</b></p>	<p><b>Rating weights</b></p> <p><b>D</b> 100.00%</p>	<p><b>Alerts</b></p> <p>▲ Upgrades 0</p> <p>▼ Downgrades 0</p> <p>Last 20 days</p>	<p><b>Market allocation</b></p> <p>United States <b>D</b> 100.00%</p> 	<p><b>Sector allocation</b></p> <table border="0"> <tr> <td>Financial Services - Financial...</td> <td><b>D</b></td> <td>20.00%</td> </tr> <tr> <td>Oil &amp; Gas - Oil &amp; Gas Produce...</td> <td><b>D</b></td> <td>10.00%</td> </tr> <tr> <td>Industrial Goods &amp; Services - ...</td> <td><b>D</b></td> <td>10.00%</td> </tr> <tr> <td>Food &amp; Beverage - Food Pro...</td> <td><b>D</b></td> <td>10.00%</td> </tr> <tr> <td>Others</td> <td></td> <td>50.00%</td> </tr> </table> 	Financial Services - Financial...	<b>D</b>	20.00%	Oil & Gas - Oil & Gas Produce...	<b>D</b>	10.00%	Industrial Goods & Services - ...	<b>D</b>	10.00%	Food & Beverage - Food Pro...	<b>D</b>	10.00%	Others		50.00%
Financial Services - Financial...	<b>D</b>	20.00%																	
Oil & Gas - Oil & Gas Produce...	<b>D</b>	10.00%																	
Industrial Goods & Services - ...	<b>D</b>	10.00%																	
Food & Beverage - Food Pro...	<b>D</b>	10.00%																	
Others		50.00%																	

**Holdings**

Weight	Ticker	Name	Price	Rating	Rated on	Duration	Magnitude	UPI	Mtk. Cap.	Since rated	New High-Low	Retracement	Smart Momentum	Domicile
10.00%	GE	General Electric	\$ 8.23	<b>D</b>	03-16-2017				71.59B	-72.34%	▲ 1 month	+22.65%	-2.9575	United States
10.00%	KHC	The Kraft Heinz	\$ 44.49	<b>D</b>	08-17-2017				54.25B	-47.73%		+4.58%	-2.9233	United States
10.00%	WDC	Western Digital	\$ 37.16	<b>D</b>	06-06-2018				10.76B	-56.14%		+5.99%	-2.9418	United States
10.00%	MHK	Mohawk Industries	\$ 122.13	<b>D</b>	05-04-2018				9.06B	-43.55%	▲ 1 month	+9.72%	-2.9285	United States
10.00%	IVZ	Invesco	\$ 17.26	<b>D</b>	04-20-2018				7.20B	-44.43%		+9.87%	-2.9251	Bermuda
10.00%	DISH	Dish Network	\$ 28.28	<b>D</b>	10-13-2017				6.48B	-41.55%		+17.93%	-2.9288	United States
10.00%	XEC	Cimarex Energy	\$ 64.93	<b>D</b>	10-12-2018				6.23B	-30.21%		+13.28%	-2.8923	United States
10.00%	PRGO	Perrigo	\$ 42.32	<b>D</b>	10-10-2018				6.19B	-41.93%		+15.95%	-2.9066	Ireland
10.00%	AMG	Affiliated Managers	\$ 100.65	<b>D</b>	06-12-2018				5.30B	-37.94%		+11.54%	-2.9223	United States
10.00%	BHF	Brighthouse Financial	\$ 32.81	<b>D</b>	07-31-2018				3.89B	-24.45%		+12.87%	-2.9219	United States

**D** **GE**  
General Electric  
Rated on: 03-16-2017 | Since **D**: -72.34%



**D** **KHC**  
The Kraft Heinz  
Rated on: 08-17-2017 | Since **D**: -47.73%



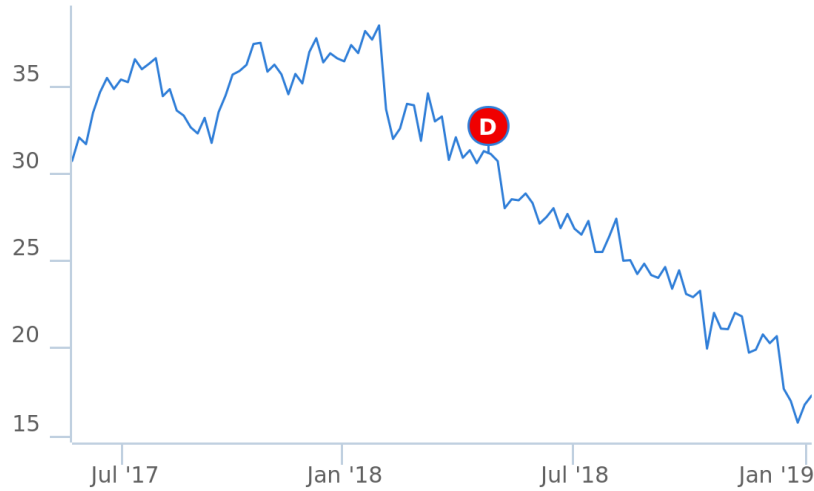
**D** **WDC**  
Western Digital  
Rated on: 06-06-2018 | Since **D**: -56.14%



**D** **MHK**  
Mohawk Industries  
Rated on: 05-04-2018 | Since **D**: -43.55% | Since **C**: -50.57%



**D** **IVZ**  
Invesco  
Rated on: 04-20-2018 | Since **D**: -44.43%



**D** **DISH**  
Dish Network  
Rated on: 10-13-2017 | Since **D**: -41.55% | Since **C**: -42.32%



**D** **XEC**  
Cimarex Energy  
Rated on: 10-12-2018 | Since **D**: -30.21%



**D** **PRGO**  
Perrigo  
Rated on: 10-10-2018 | Since **D**: -41.93%



**D** **AMG**  
Affiliated Managers

Rated on: 06-12-2018 | Since **D**: -37.94% | Since **C**: -41.08%



**D** **BHF**  
Brighthouse Financial

Rated on: 07-31-2018 | Since **D**: -24.45%



The evaluations, rankings and information provided by Trendrating (the "Services") are provided solely for the use of finance professionals (the "Users") who have been issued a license to use the Services by Trendrating and who, by nature of their status as investment professions understand, or are expected to understand, the complexity of finance products, the functioning of the markets and the risks inherent in them. The Services are not offered for use by persons not employed or actively working as professionals in the finance and investment industry.

The Services are to be used entirely at the risk of the Users. Included in the Services are forward-looking statements that are based on observations, assumptions and calculations that reflect Trendrating's expectations. Forward-looking statements are subject to numerous risks and uncertainties that could cause actual results to materially differ from those expectations. The Services are not intended to constitute a recommendation of any specific security or financial product and are to be implemented solely in conjunction with or as part of a complete investment evaluation conducted by the Users.

Under no circumstances shall Trendrating, its officers, directors, employees or agents be liable for any damages, lost profits or investment losses that result in any way from use of the Services or any interruptions, errors or delays in the Services.