

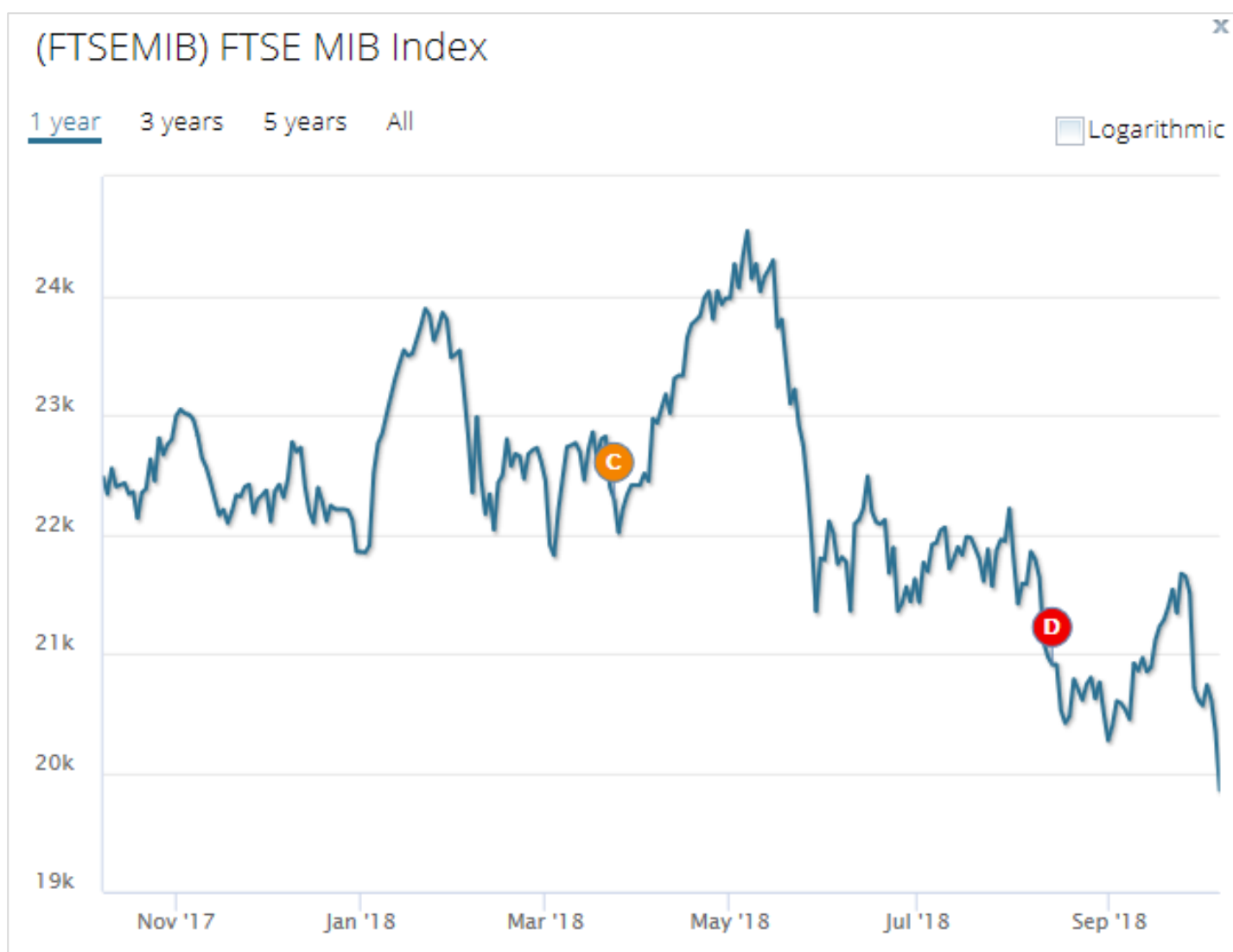


Trendrating

Borsa Italiana: I Nuovi Minimi dell'Anno

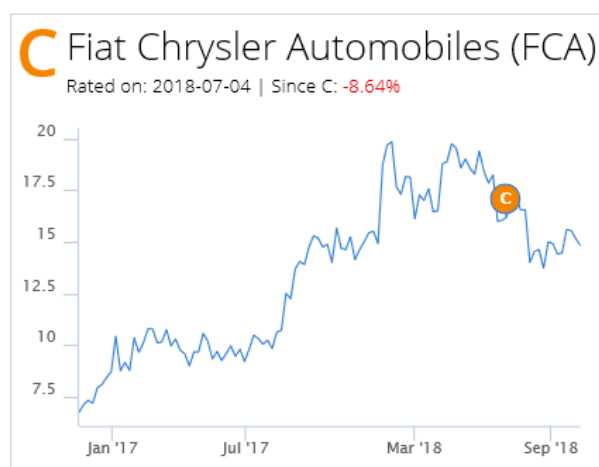
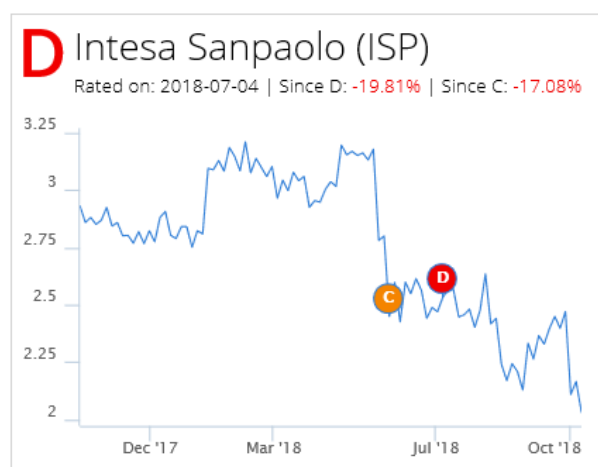
Ottobre 9, 2018

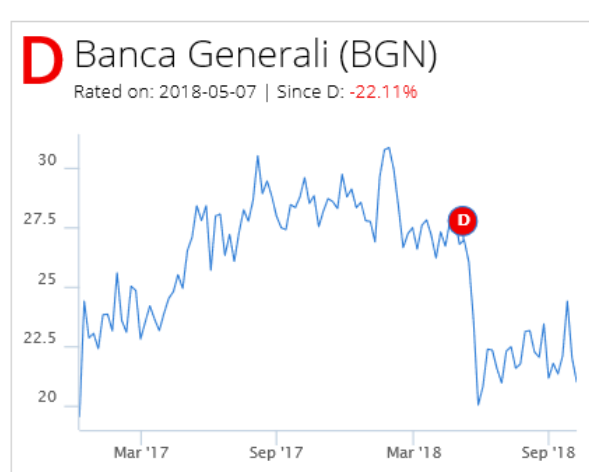
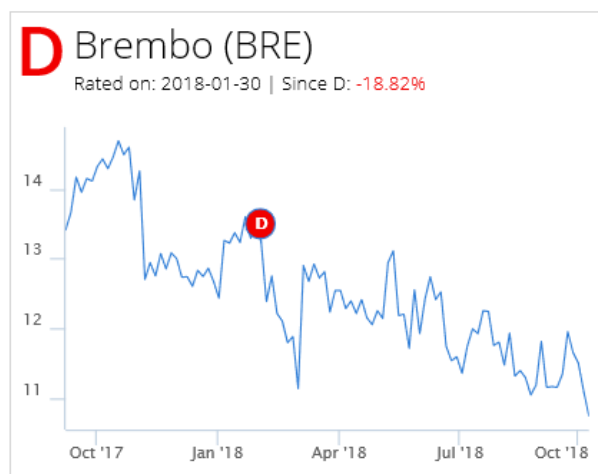
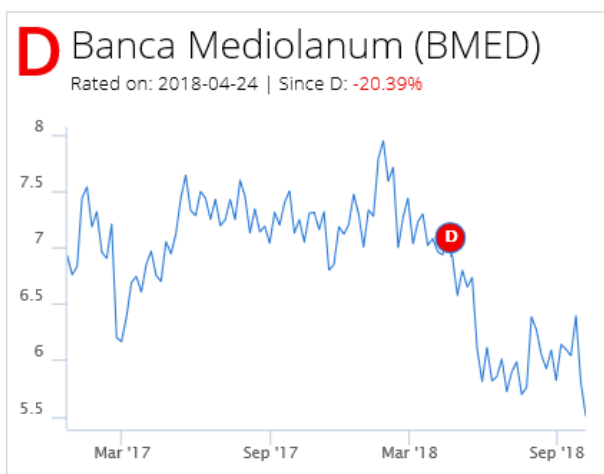
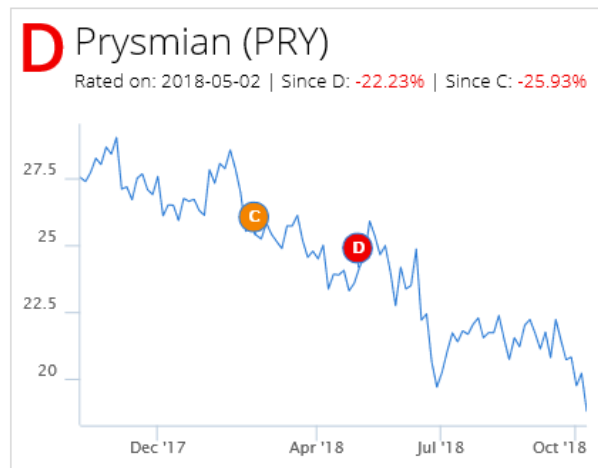
Trendrating ha dimostrato ancora una volta di essere un efficace strumento di controllo dei rischi. Il modello ha segnalato l'inizio di una fase di ribasso sull'indice FTSE MIB con un downgrade (rating C) dato il 23 marzo a un livello di 22.400. Nel mese di maggio l'indice ha registrato un'impennata che poi si è rivelata una trappola (Bull-Trap), e il modello Trendrating ha comunque mantenuto il rating negativo. In seguito l'indice di borsa ha ripreso la sua discesa, confermata poi da un rating D e attualmente si trova al livello di 19.950, registrando quindi una caduta di quasi l'11% dal momento del downgrade a C.

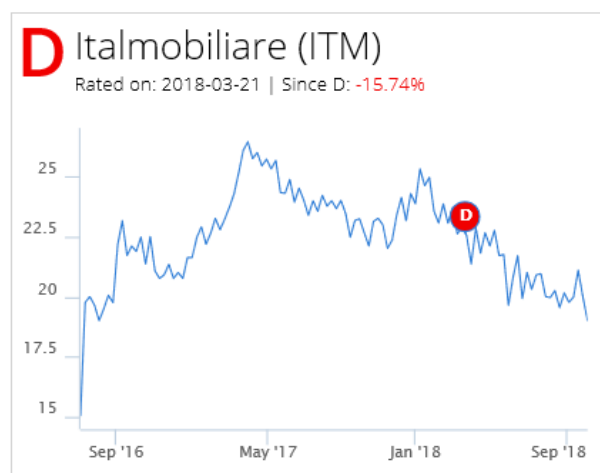
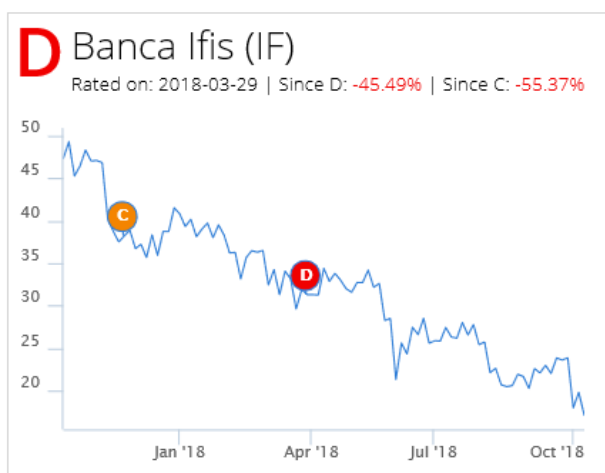
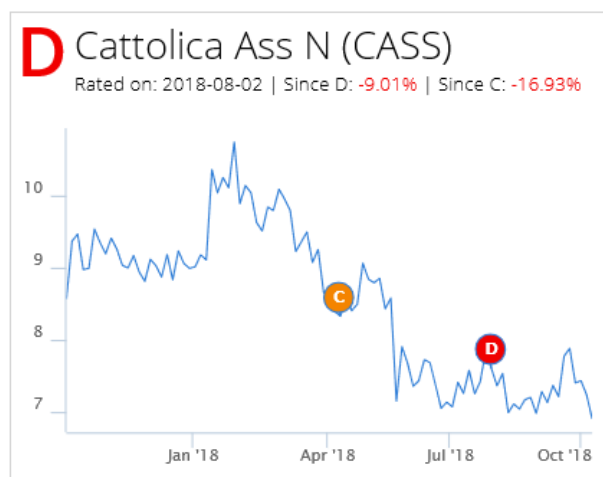
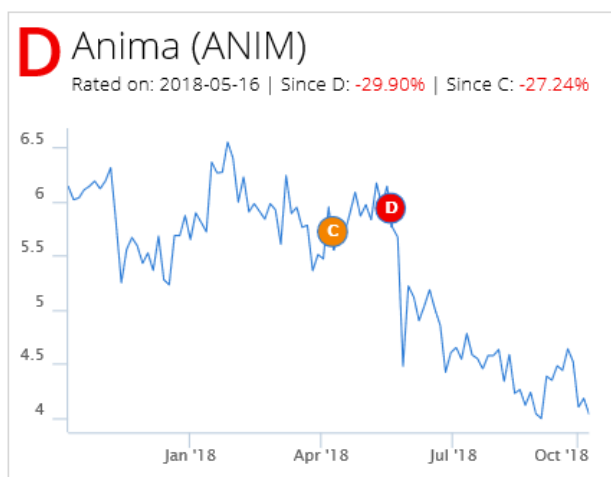
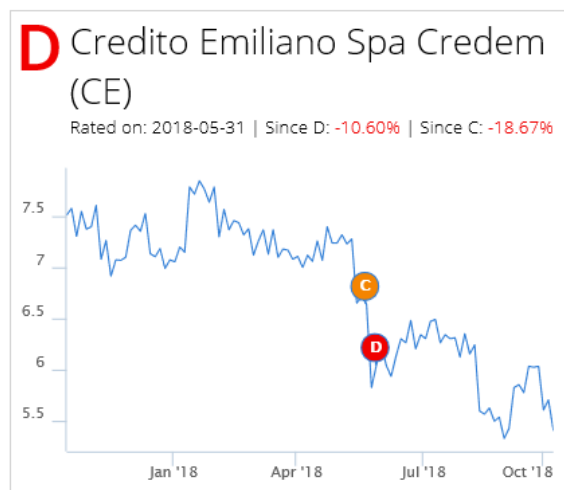
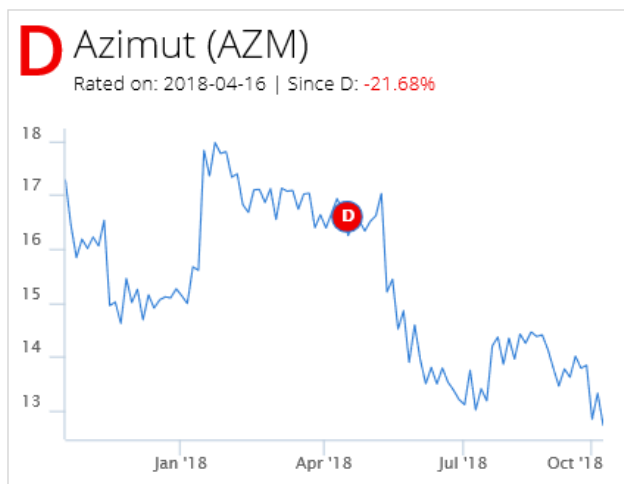


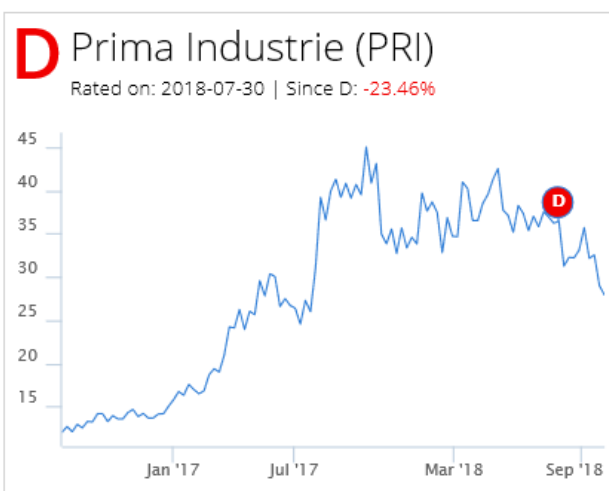
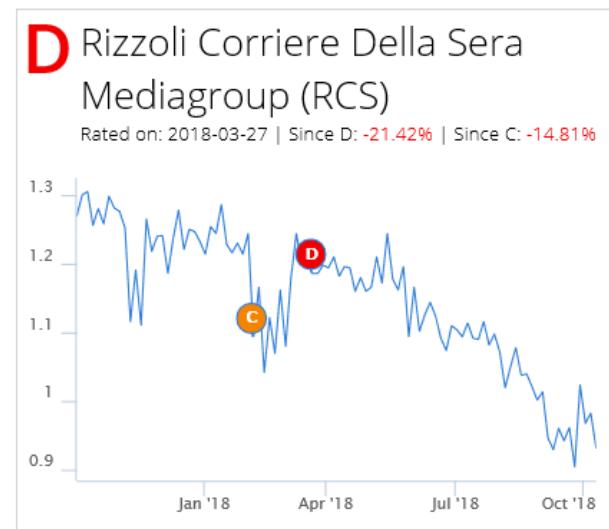
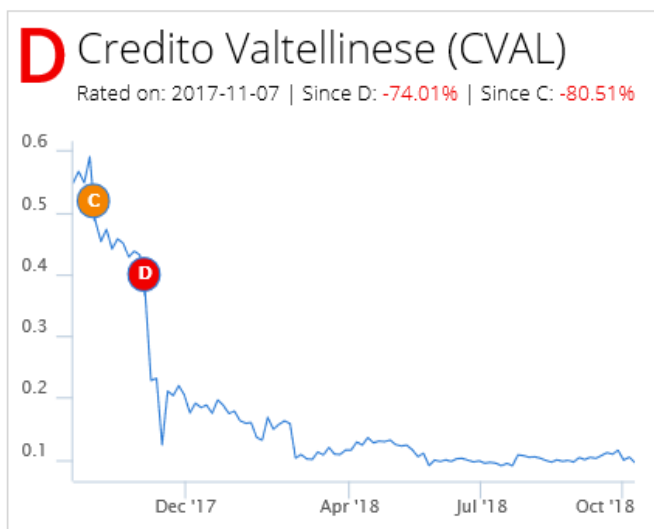
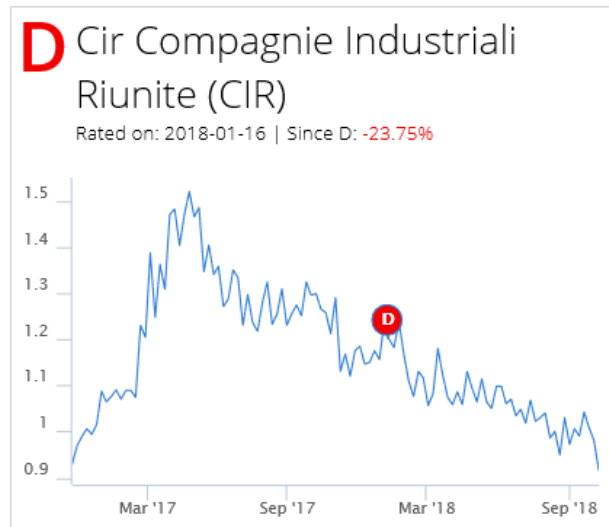
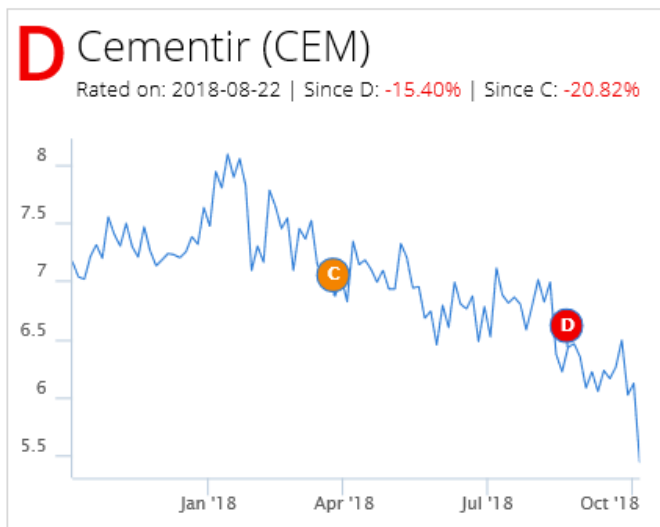
A livello di singoli titoli, Trendrating ha generato una serie di segnali negativi nel periodo da ottobre 2017 a luglio 2018. Qui sotto una tabella riassuntiva dei movimenti di Prezzo su una selezione di titoli a partire dalla data del rating negativo emesso da Trendrating. (Ordinato per Market Cap)

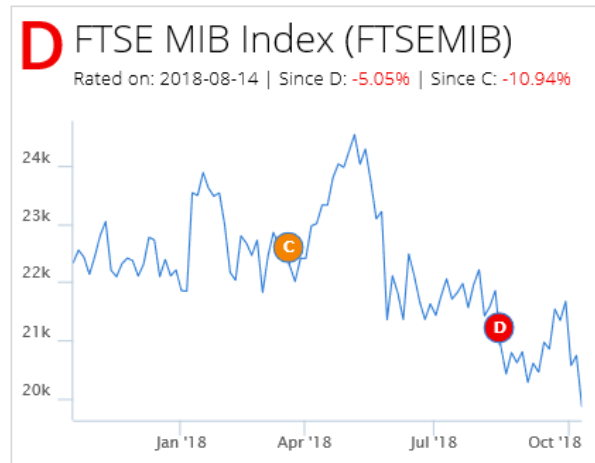
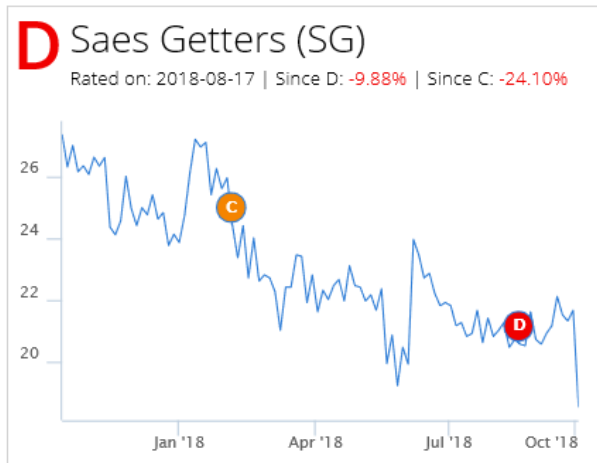
	Rating	Data	Movimento Percentuale
Intesa SanPaolo	C	29/05/18	-17.08%
Fiat Chrysler Automobiles	C	04/07/18	-8.64%
Atlantia	D	18/07/18	-31.01%
Prysmian	C	13/02/18	-25.93%
Banca Mediolanum	D	24/04/18	-20.39%
Brembo	D	30/01/18	-18.82%
Societa Iniziative Autostradali E Servizi	C	23/05/18	-16.85%
Banca Generali	D	07/05/18	-22.11%
Azimut	D	16/04/18	-21.68%
Credito Emiliano Spa Credem	C	24/05/18	-18.67%
Anima	C	11/04/18	-27.24%
Cattolica Ass N	C	09/04/18	-16.93%
Banca Ifis	C	22/11/17	-55.37%
Italmobiliare	D	21/03/18	-15.74%
Cementir	C	26/03/18	-20.82%
Cir Compagnie Industriali Riunite	D	16/01/18	-23.75%
Credito Valtellinese	C	05/10/17	-80.51%
Rizzoli Corriere Della Sera Mediagroup	C	06/02/18	-14.81%
Cairo Communication	C	20/12/17	-23.42%
Prima Industrie	D	30/07/18	-23.46%
Saes Getters	C	02/02/18	-24.10%











The evaluations, rankings and information provided by Trendrating (the "Services") are provided solely for the use of finance professionals (the "Users") who have been issued a license to use the Services by Trendrating and who, by nature of their status as investment professionals understand, or are expected to understand, the complexity of finance products, the functioning of the markets and the risks inherent in them. The Services are not offered for use by persons not employed or actively working as professionals in the finance and investment industry. The Services are to be used entirely at the risk of the Users. Included in the Services are forward-looking statements that are based on observations, assumptions and calculations that reflect Trendrating's expectations. Forward-looking statements are subject to numerous risks and uncertainties that could cause actual results to materially differ from those expectations. The Services are not intended to constitute a recommendation of any specific security or financial product and are to be implemented solely in conjunction with or as part of a complete investment evaluation conducted by the Users. Under no circumstances shall Trendrating, its officers, directors, employees or agents be liable for any damages, lost profits or investment losses that result in any way from use of the Services or any interruptions, errors or delays in the Services.