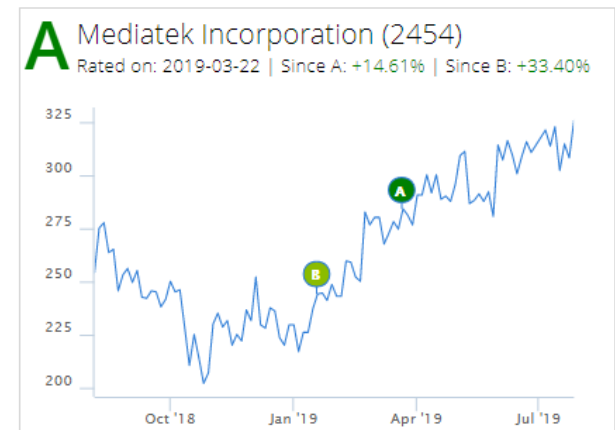
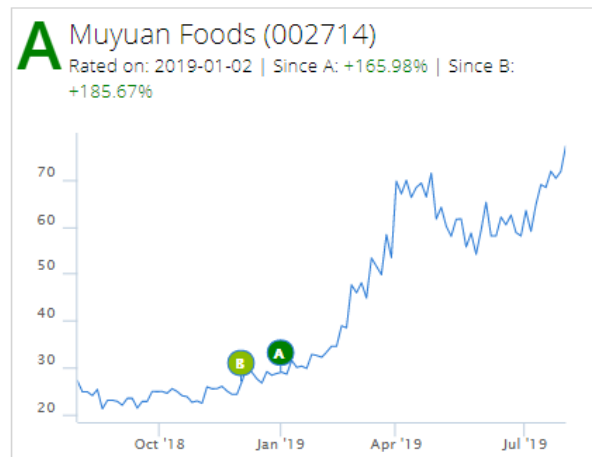
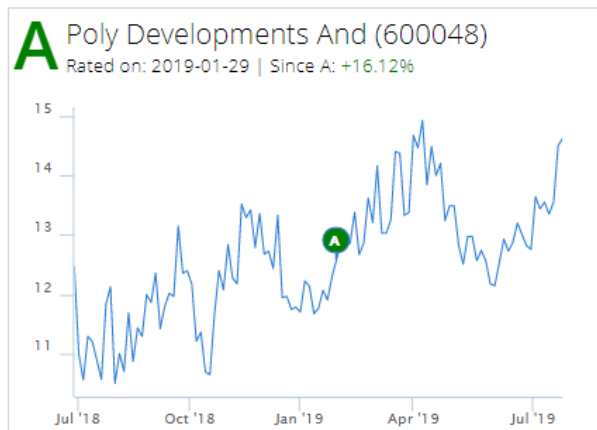
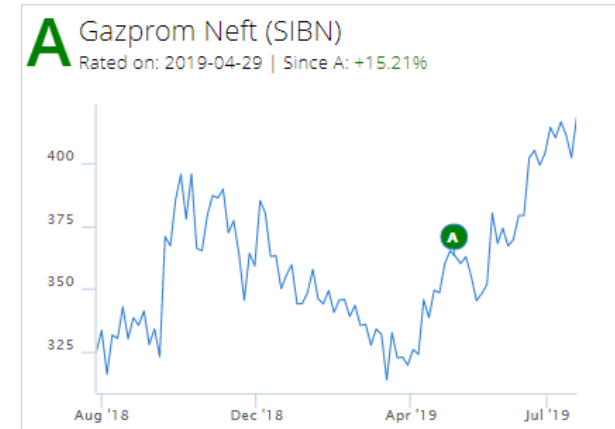
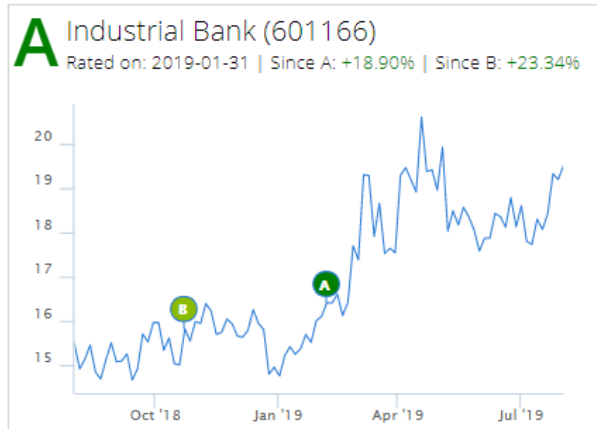
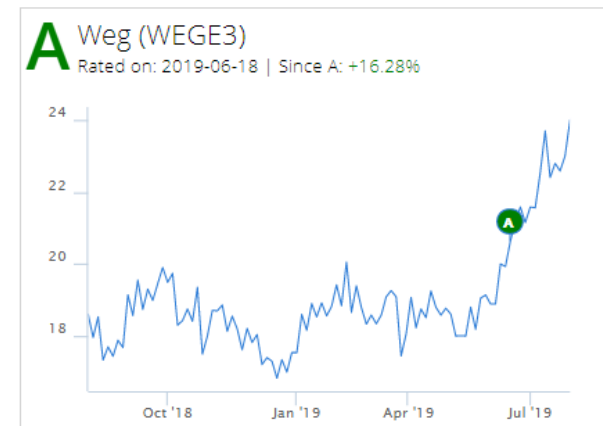
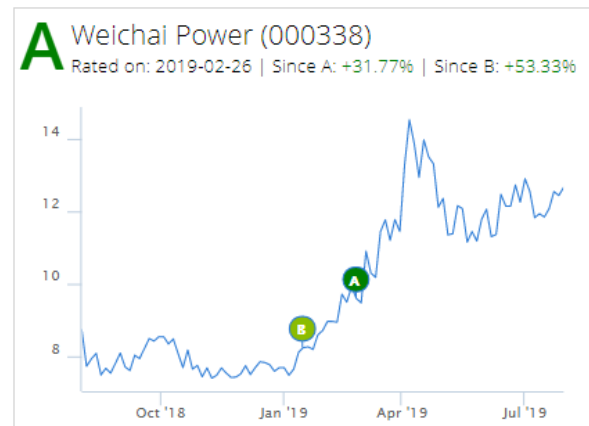
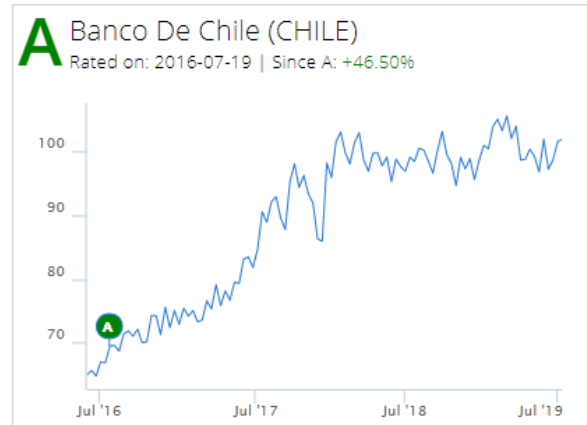
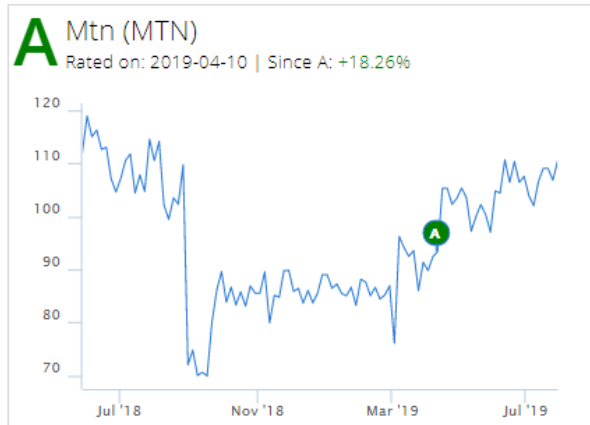




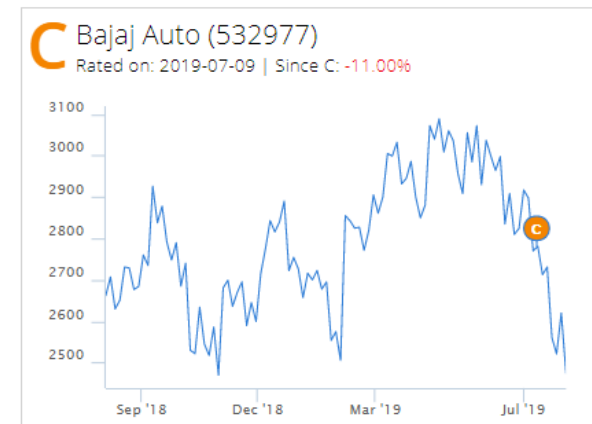
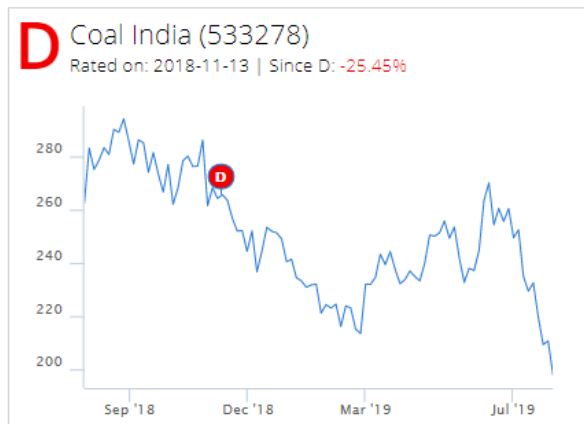
Trendrating EM New Highs and New Lows - July 2019

New Highs:





New Lows:



New Highs:

Ticker	Name	Market cap	Since rated	Rating	Last 3 months	Last 12 months
601166	Industrial Bank	58.84B	+18.90%	A	+1.93%	+26.21%
000001	Ping An Bank	35.84B	+26.27%	A	+10.97%	+52.55%
SIBN	Gazprom Neft	31.21B	+15.21%	A	+17.15%	+27.39%
600048	Poly Developments And	25.26B	+16.12%	A	+12.98%	+20.53%
002714	Muyuan Foods	23.37B	+165.98%	A	+26.49%	+188.77%
2454	Mediatek Incorporation	16.64B	+14.61%	A	+4.66%	+28.15%
MTN	Mtn	14.93B	+18.26%	A	+6.72%	-3.58%
CHILE	Banco De Chile	13.79B	+46.50%	A	+3.07%	+2.63%
MGLU3	Magazine Luiza	13.30B	+122.52%	A	+37.68%	+100.02%
600025	Huaneng Lancang River Hydropower	12.60B	+49.23%	A	+23.27%	+55.99%
000338	Weichai Power	11.01B	+31.77%	A	+6.39%	+48.30%
WEGE3	Weg	10.22B	+16.28%	A	+32.30%	+29.66%

New Lows:

Ticker	Name	Market cap	Since rated	Rating	Last 3 months	Last 12 months
533278	Coal India	17.72B	-25.45%	D	-20.74%	-24.53%
500188	Hindustan Zinc	13.20B	-20.10%	D	-20.17%	-23.18%
532977	Bajaj Auto	10.40B	-11.00%	C	-18.48%	-8.57%

The full lists of New Highs and New Lows are available in Trendrating – info@trendrating.com

Trendrating is the leader in “**trend capture** “ models, analytics and technology, serving 100+ institutions worldwide and premier partners including Euronext .

Trendrating provides an innovative , well proven set on analytics to assess and rate the quality of price trends. **The ability to capture trends , profiting from bull markets and avoiding bear phases is the key to superior performance on a consistent basis.** Trendrating makes possible to quickly analyze trends using a rating system where A and B identify bull trends and C and D point to bear trends. This rating approach captures in a systematic and unbiased way medium term price trends that can impact yearly portfolio returns. The rating of trends is additional market intelligence designed to enrich the investment decision process and maximize returns while improving risk control.

Trendrating offers a well validated rating methodology to measure trends (A, B, C, D) easy to integrate into most strategies and models.

A = strong bull trend

B = beginning of a bull trend

C = inception of a bear trend

D = strong bear trend

With Trendrating you can evaluate the direction and the quality of medium to long-term price trends for stocks, ETFs, indices, sectors and countries. Trendrating is equally effective at identifying meaningful trends at the macro level, as well as screening from the bottom up to validate or generate new ideas.

CONTACT US

info@trendrating.net

+44 (20) 3823 2215

www.trendrating.com

The evaluations, rankings and information provided by Trendrating (the "Services") are provided solely for the use of finance professionals (the "Users") who have been issued a license to use the Services by Trendrating and who, by nature of their status as investment professionals understand, or are expected to understand, the complexity of finance products, the functioning of the markets and the risks inherent in them. The Services are **not** offered for use by persons not employed or actively working as professionals in the finance and investment industry. The Services are to be used entirely at the risk of the Users. Included in the Services are forward-looking statements that are based on observations, assumptions and calculations that reflect Trendrating's expectations. Forward-looking statements are subject to numerous risks and uncertainties that could cause actual results to materially differ from those expectations. The Services are **not intended to constitute a recommendation** of any specific security or financial product and are to be implemented **solely in conjunction with or as part of a complete investment evaluation** conducted by the Users. Under no circumstances shall Trendrating, its officers, directors, employees or agents be liable for any damages, lost profits or investment losses that result in any way from use of the Services or any interruptions, errors or delays in the Services.