

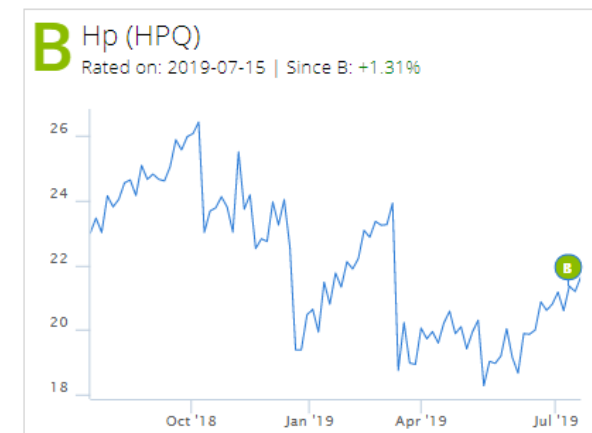
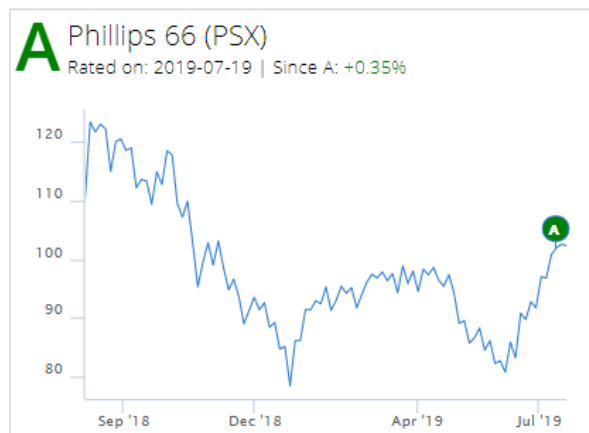
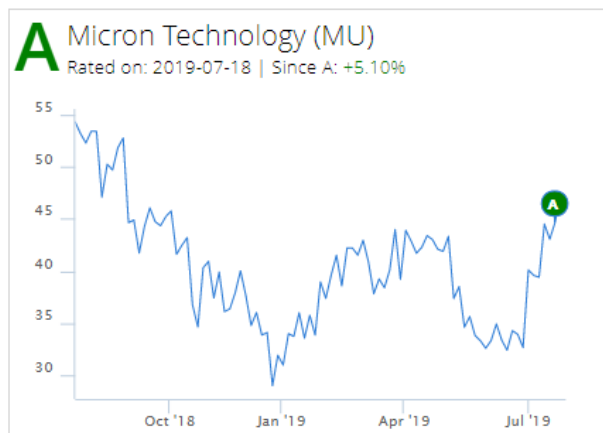
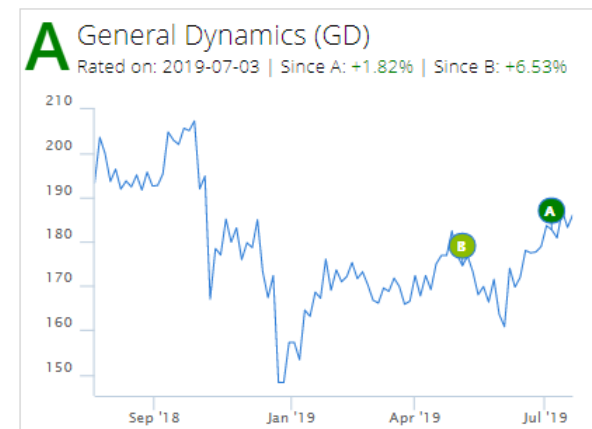
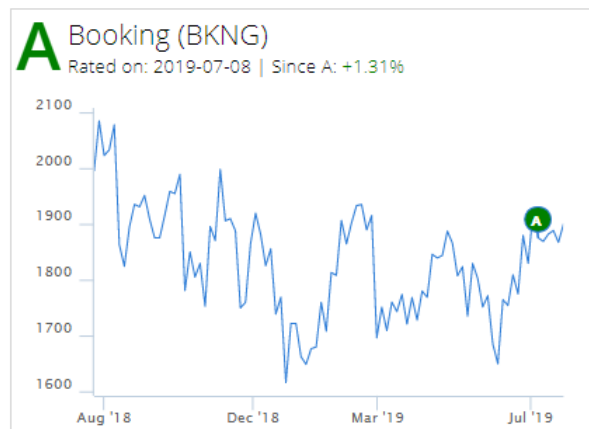
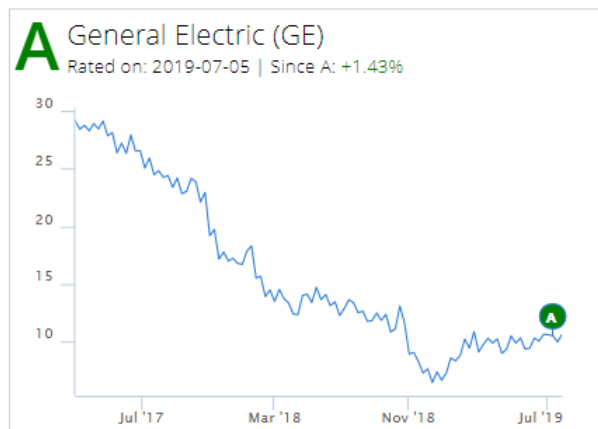


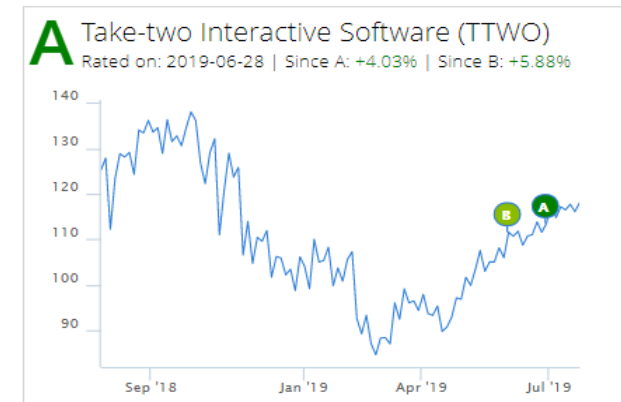
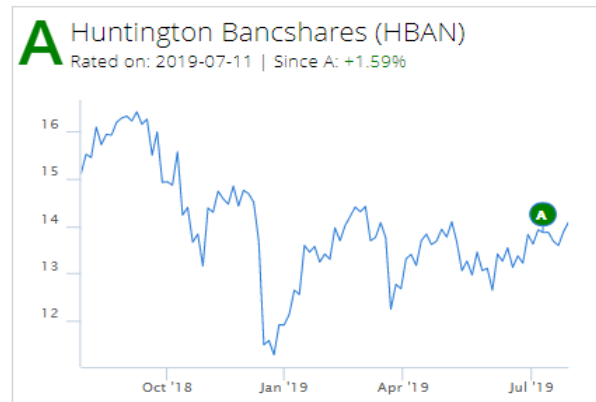
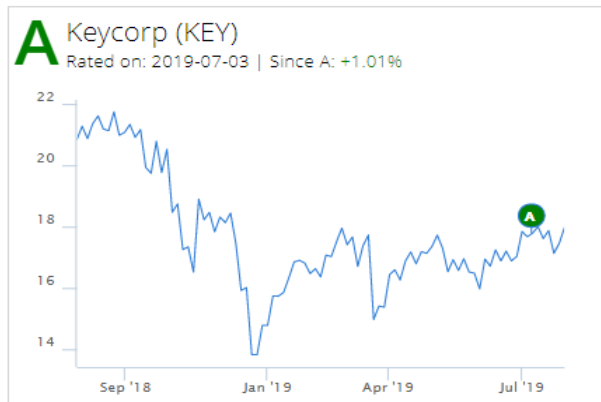
## Trendrating US Bottom Fishing - July 2019

## Investment Ideas:

This is a selection of stocks that have been recently upgraded (**A** and **B** ratings) after recording substantial losses during the last 12 months. Therefore these stocks may represent interesting bottom picking opportunities.

## Bottom Fishing:





## Bottom Fishing:

Ticker	Name	Market cap	Rating	Since rated	Last 3 months	Last 12 months
GE	General Electric	92.88B	A	+1.43%	+4.72%	-15.61%
BKNG	Booking	82.26B	A	+1.31%	+2.44%	-6.22%
GD	General Dynamics	53.72B	A	+1.82%	+4.06%	-5.48%
MU	Micron Technology	51.82B	A	+5.10%	+11.63%	-11.70%
PSX	Phillips 66	46.41B	A	+0.35%	+8.54%	-8.00%
HPQ	Hp	32.58B	B	+1.31%	+8.42%	-5.92%
KEY	Keycorp	18.12B	A	+1.01%	+2.39%	-14.22%
HBAN	Huntington Bancshares	14.73B	A	+1.59%	+1.15%	-7.91%
TTWO	Take-two Interactive Software	13.29B	A	+4.03%	+21.98%	-5.63%

The full lists of bottom fishing ideas is available in Trendrating – [info@trendrating.com](mailto:info@trendrating.com)

Trendrating is the leader in “**trend capture** “ models, analytics and technology, serving 100+ institutions worldwide and premier partners including Euronext .

Trendrating provides an innovative , well proven set on analytics to assess and rate the quality of price trends. **The ability to capture trends , profiting from bull markets and avoiding bear phases is the key to superior performance on a consistent basis.** Trendrating makes possible to quickly analyze trends using a rating system where A and B identify bull trends and C and D point to bear trends. This rating approach captures in a systematic and unbiased way medium term price trends that can impact yearly portfolio returns. The rating of trends is additional market intelligence designed to enrich the investment decision process and maximize returns while improving risk control.

Trendrating offers a well validated rating methodology to measure trends (A, B, C, D) easy to integrate into most strategies and models.

A = strong bull trend

B = beginning of a bull trend

C = inception of a bear trend

D = strong bear trend

With Trendrating you can evaluate the direction and the quality of medium to long-term price trends for stocks, ETFs, indices, sectors and countries. Trendrating is equally effective at identifying meaningful trends at the macro level, as well as screening from the bottom up to validate or generate new ideas.

## CONTACT US

[info@trendrating.net](mailto:info@trendrating.net)

+44 (20) 3823 2215

[www.trendrating.com](http://www.trendrating.com)

The evaluations, rankings and information provided by Trendrating (the "Services") are provided solely for the use of finance professionals (the "Users") who have been issued a license to use the Services by Trendrating and who, by nature of their status as investment professions understand, or are expected to understand, the complexity of finance products, the functioning of the markets and the risks inherent in them. The Services are **not** offered for use by persons not employed or actively working as professionals in the finance and investment industry. The Services are to be used entirely at the risk of the Users. Included in the Services are forward-looking statements that are based on observations, assumptions and calculations that reflect Trendrating's expectations. Forward-looking statements are subject to numerous risks and uncertainties that could cause actual results to materially differ from those expectations. The Services are **not intended to constitute a recommendation** of any specific security or financial product and are to be implemented **solely in conjunction with or as part of a complete investment evaluation** conducted by the Users. Under no circumstances shall Trendrating, its officers, directors, employees or agents be liable for any damages, lost profits or investment losses that result in any way from use of the Services or any interruptions, errors or delays in the Services.