



## Trendrating US Market Analysis - Monthly

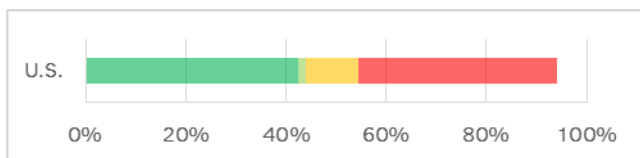
### KEY HIGHLIGHTS

- 1 – Momentum Deterioration across most Sectors
- 2 – More Downgrades in Financials

### MOMENTUM ENVIRONMENT

Stable.  
Overall weighted US  
market momentum is  
**C+**

### PERCENTAGE OF A, B, C & D RATED STOCKS



### SECTORS

- Utilities shows the largest percentage of A and B Rating
- Oil & Gas has the weakest percentage of positively rated stocks

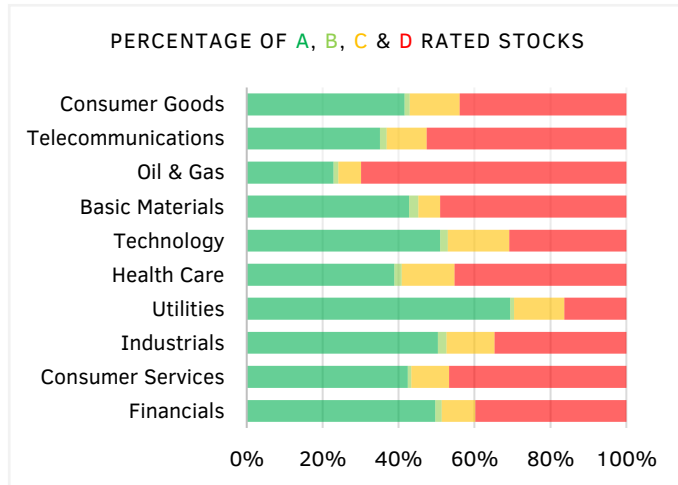
Consumer Goods	Telecommunications	Oil & Gas	Basic Materials	Technology	Health Care	Utilities	Industrials	Consumer Services	Financials
<b>C+</b>	<b>C</b>	<b>C</b>	<b>C+</b>	<b>B-</b>	<b>C+</b>	<b>B</b>	<b>B-</b>	<b>C+</b>	<b>B-</b>
Up 10 Dn 40	Up 2 Dn 9	Up 8 Dn 24	Up 16 Dn 13	Up 14 Dn 57	Up 48 Dn 64	Up 4 Dn 10	Up 33 Dn 78	Up 19 Dn 43	Up 54 Dn 99

Today's sector weighted momentum rating. The up and dn refer to the number of upgraded and downgraded stocks over the last 5 working days.

## MOMENTUM EVOLUTION AB %

	Current	1 month ago
Consumer Goods	43%	50%
Telecommunications	37%	47%
Oil & Gas	24%	26%
Basic Materials	45%	45%
Technology	53%	61%
Health Care	41%	41%
Utilities	70%	76%
Industrials	53%	58%
Consumer Services	43%	46%
Financials	51%	54%

Today's % of stocks rated A and B



## NEW RATED STOCKS

Find new trending stocks and fresh ideas in this section. We also provide some stocks to avoid.

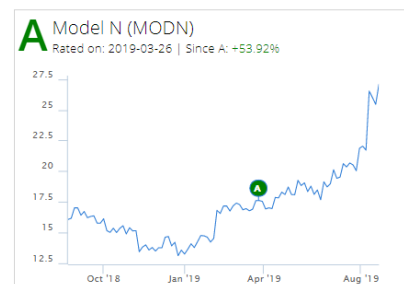
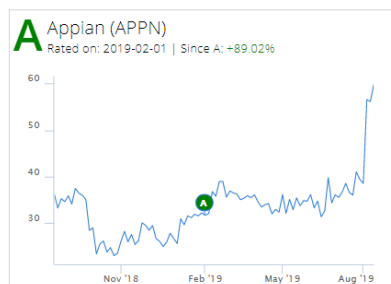
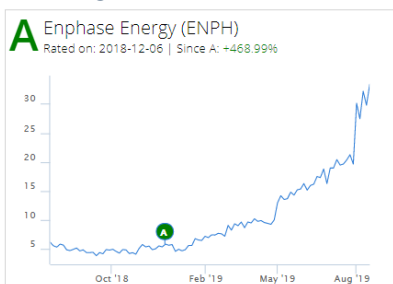
Ticker	Name	Rating
PM	Philip Morris International	<b>A</b>
NVDA	Nvidia	<b>B</b>
UPS	United Parcel Service	<b>A</b>
RTN	Raytheon	<b>A</b>
BBT	Bb&t	<b>A</b>

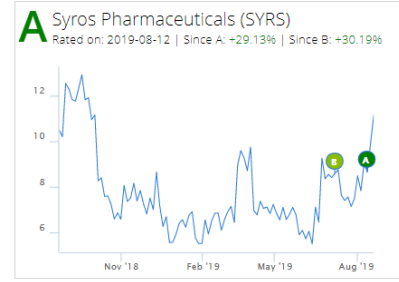
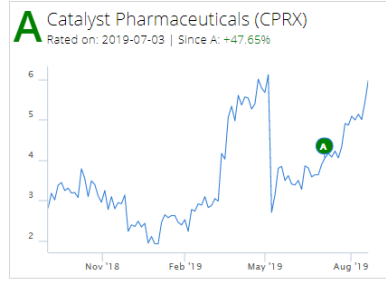
Ticker	Name	Rating
BA	Boeing	<b>D</b>
NFLX	Netflix	<b>D</b>
AVGO	Broadcom	<b>C</b>
UTX	United Technologies	<b>C</b>
CAT	Caterpillar	<b>D</b>

Do you like this section? Take advantage of daily new investment opportunities using Trendrating platform.

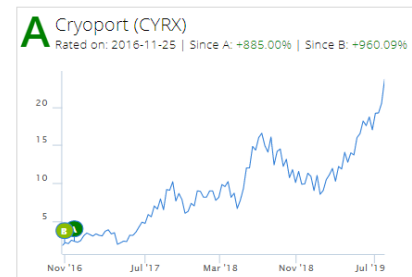
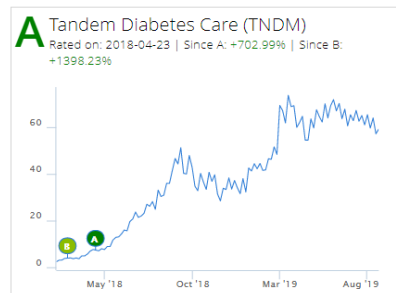
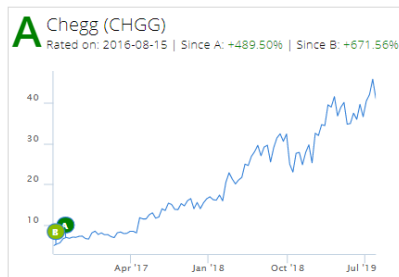
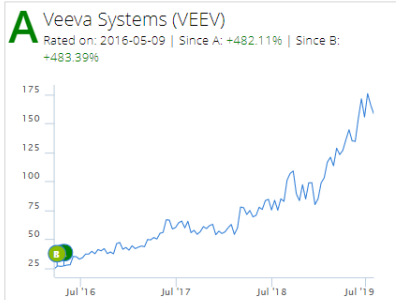
## EXPLORATION SECTION - Explore some interesting stocks within our categories

### New Highs

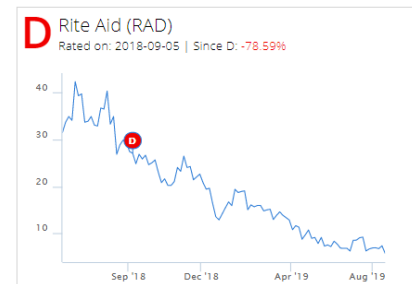
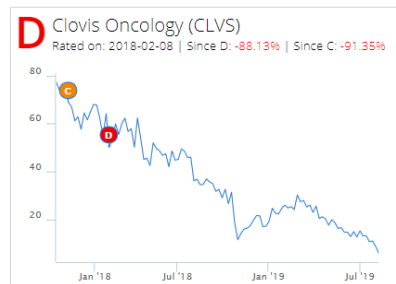
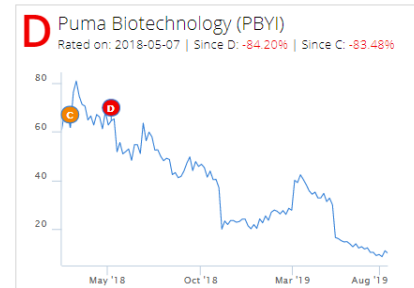
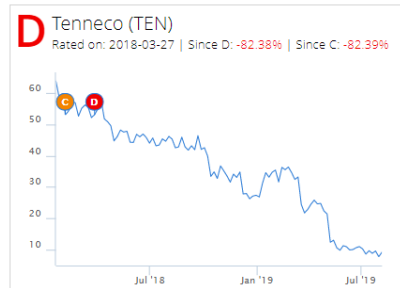
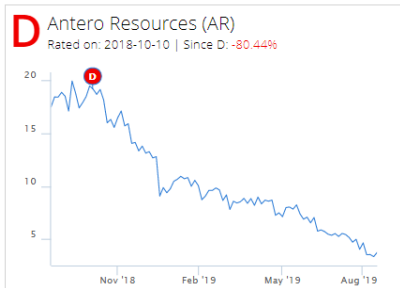




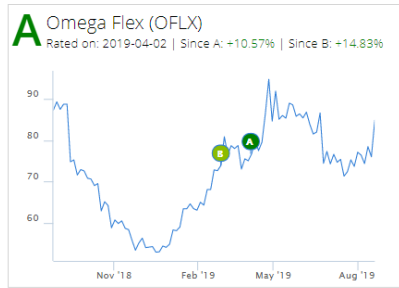
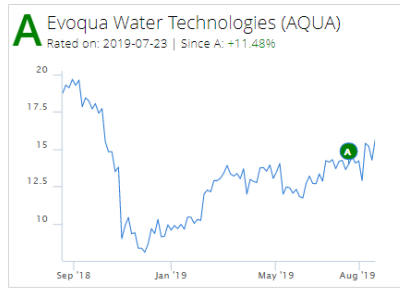
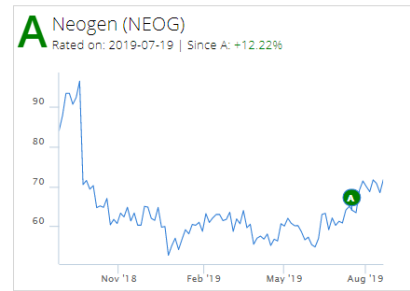
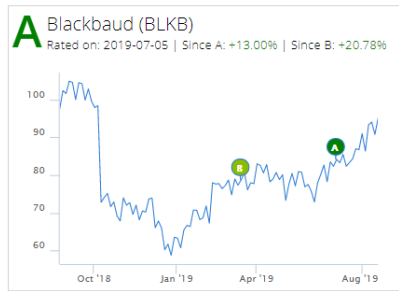
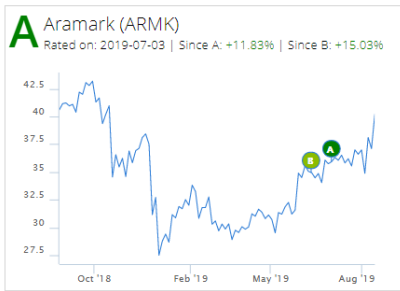
## Best Performers



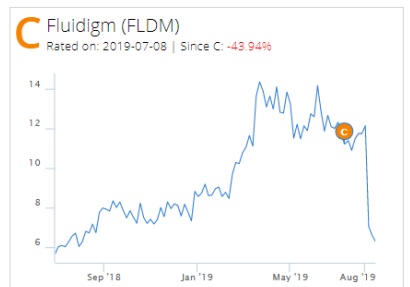
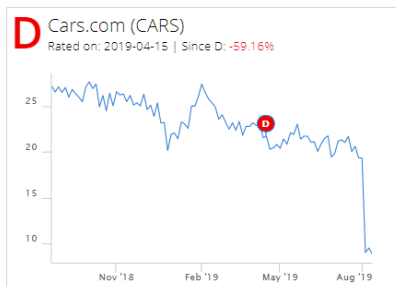
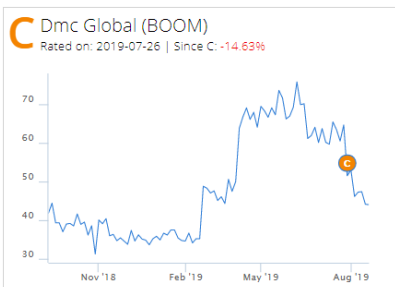
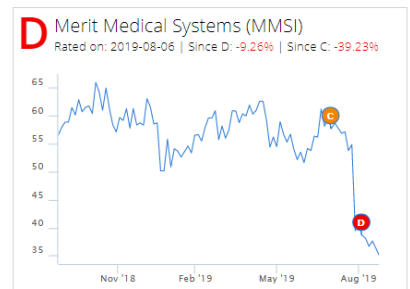
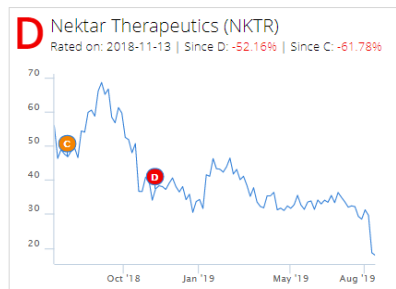
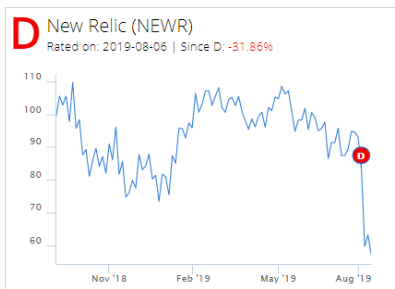
## Worst Performers



## Bottom Fishing Ideas



## New Lows



## SMART MOMENTUM RATING

Ticker	Name	Mkt Cap	Rating	Smart			Quintile	Retr	Perf.
				Momentum	Retracement	Ranking		outliers	since trend
CYRX	Cryoport	841.41M	A	3	-3.63%	1	2	1191.80%	
ENPH	Enphase Energy	4.07B	A	3	0.00%	2	2	758.61%	
RNG	Ringcentral	9.94B	A	3	-2.40%	3	2	675.00%	
MASI	Masimo	8.12B	A	3	-4.79%	4	2	613.60%	
VEEV	Veeva Systems	20.57B	A	3	-9.99%	5	2	553.58%	
APPN	Appian	1.89B	A	2.4342	0.00%	6	2	160.55%	
TNDM	Tandem Diabetes Care	3.47B	A	3	-19.55%	7	2	outlier 2541.96%	
CHGG	Chegg	4.90B	A	3	-10.49%	8	2	outlier 1080.69%	
USAT	Usa Technologies	474.61M	A	2.4056	-1.86%	9	3	143.38%	
MODN	Model N	886.16M	A	2.3447	0.00%	10	3	106.79%	
ANIK	Anika Therapeutics	792.11M	A	2.3261	0.00%	11	3	95.68%	
AQUA	Evoqua Water Technologies	1.79B	A	2.321	0.00%	12	4	92.61%	
SYRS	Syros Pharmaceuticals	474.04M	A	2.2904	0.00%	13	4	74.26%	
CPRX	Catalyst Pharmaceuticals	615.52M	A	2.2784	0.00%	14	4	67.04%	
BLKB	Blackbaud	4.68B	A	2.2698	0.00%	15	4	61.90%	
ARMK	Aramark	9.92B	A	2.2435	0.00%	16	5	46.11%	
NEOG	Neogen	3.75B	A	2.227	0.00%	17	5	36.17%	
OFLX	Omega Flex	856.60M	A	2.2674	-10.44%	18	5	outlier 60.42%	

Ranking generated by using the default 3 levels template.

Trendrating is the leader in “**trend capture** “ models, analytics and technology, serving 100+ institutions worldwide and premier partners including Euronext .

Trendrating provides an innovative , well proven set on analytics to assess and rate the quality of price trends. **The ability to capture trends , profiting from bull markets and avoiding bear phases is the key to superior performance on a consistent basis.** Trendrating makes possible to quickly analyze trends using a rating system where A and B identify bull trends and C and D point to bear trends. This rating approach captures in a systematic and unbiased way medium term price trends that can impact yearly portfolio returns. The rating of trends is additional market intelligence designed to enrich the investment decision process and maximize returns while improving risk control.

Trendrating offers a well validated rating methodology to measure trends (A, B, C, D) easy to integrate into most strategies and models.

**A** = strong bull trend

**B** = beginning of a bull trend

**C** = inception of a bear trend

**D** = strong bear trend

With Trendrating you can evaluate the direction and the quality of medium to long-term price trends for stocks, ETFs, indices, sectors and countries.

Trendrating is equally effective at identifying meaningful trends at the macro level, as well as screening from the bottom up to validate or generate new ideas.

## CONTACT US

[info@trendrating.net](mailto:info@trendrating.net)

+44 (20) 3823 2215

[www.trendrating.com](http://www.trendrating.com)

The evaluations, rankings and information provided by Trendrating (the "Services") are provided solely for the use of finance professionals (the "Users") who have been issued a license to use the Services by Trendrating and who, by nature of their status as investment professionals understand, or are expected to understand, the complexity of finance products, the functioning of the markets and the risks inherent in them. The Services are **not** offered for use by persons not employed or actively working as professionals in the finance and investment industry. The Services are to be used entirely at the risk of the Users. Included in the Services are forward-looking statements that are based on observations, assumptions and calculations that reflect Trendrating's expectations. Forward-looking statements are subject to numerous risks and uncertainties that could cause actual results to materially differ from those expectations. The Services are **not intended to constitute a recommendation** of any specific security or financial product and are to be implemented **solely in conjunction with or as part of a complete investment evaluation** conducted by the Users. Under no circumstances shall Trendrating, its officers, directors, employees or agents be liable for any damages, lost profits or investment losses that result in any way from use of the Services or any interruptions, errors or delays in the Services.