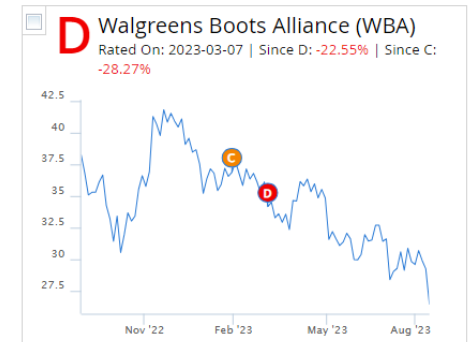
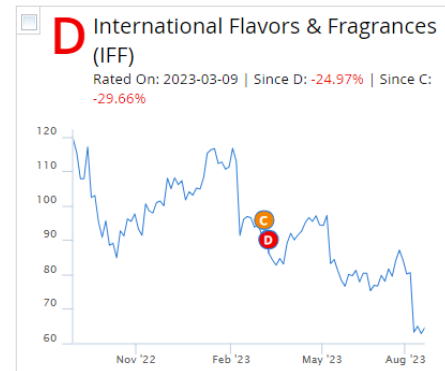
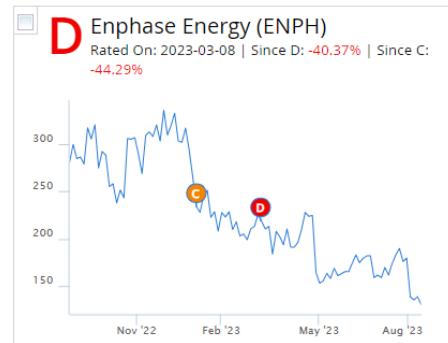
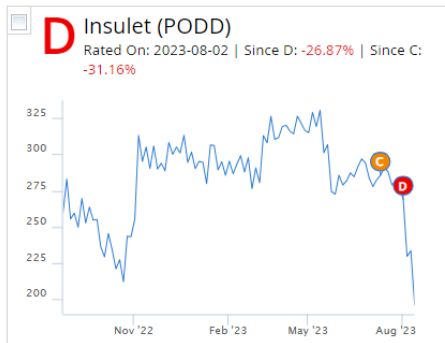




Trendrating Intelligence – US Weekly Risk Monitor Report

August 22, 2023

US Big Movers of Last Month:



US New Candidates to Fall

Ticker	Name	Rating	Rated On	Market Cap	Sector
TFX	Teleflex	D	2023-08-15	10.26B	Health Care
FTNT	Fortinet	C	2023-08-15	45.87B	Information Technology
HSY	The Hershey	D	2023-08-18	44.22B	Consumer Staples
CL	Colgate-palmolive	D	2023-08-18	61.01B	Consumer Staples
SO	Southern	D	2023-08-16	73.73B	Utilities
UHAL	U-haul	D	2023-08-18	11.15B	Industrials
DFS	Discover Financial Services	C	2023-08-17	23.00B	Financials
HON	Honeywell International	D ↘	2023-08-21	124.13B	Industrials
TFC	Truist Financial	D ↘	2023-08-21	38.11B	Financials
GLW	Corning	C ↘	2023-08-21	27.30B	Information Technology

US Weak Sectors

Sectors	TCR	Stocks	AB%	CD%	Upgrades %	Downgrades %
Health Care	C+	680	41.60%	58.40%	2.06%	8.97%
Communication Services	B-	163	54.14%	45.86%	1.23%	8.59%
Materials	C+	205	49.75%	50.25%	0.98%	6.83%
Industrials	B	506	72.51%	27.49%	1.58%	6.32%



Trendrating is the leader in **trend capture** models, analytics and technology, serving 200+ institutions worldwide and premier partners including Bloomberg and Euronext. Trendrating provides an innovative, well proven set on analytics to assess and rate the quality of price trends. **The ability to capture trends, profiting from bull markets and avoiding bear phases is the key to outperform on a consistent basis.** Trendrating makes possible to quickly analyze trends using a rating system where **A** and **B** identify bull trends and **C** and **D** point to bear trends. This rating approach captures in a systematic and unbiased way medium term price trends that can impact yearly portfolio returns. The rating of trends is additional market intelligence designed to enrich the investment decision process and maximize returns while improving risk control. Trendrating offers a well validated rating methodology to measure trends (**A, B, C, D**) easy to integrate into most strategies and models. With Trendrating you can evaluate the direction and the quality of medium to long-term price trends for stocks, ETFs, indices, sectors and countries.

Disclaimer: The evaluations, rankings and information provided by Trendrating (the "Services") are provided solely for the use of finance professionals (the "Users") who have been issued a license to use the Services by Trendrating and who, by nature of their status as investment professions understand, or are expected to understand, the complexity of finance products, the functioning of the markets and the risks inherent in them. The Services are not offered for use by persons not employed or actively working as professionals in the finance and investment industry. The Services are to be used entirely at the risk of the Users. Included in the Services are forward-looking statements that are based on observations, assumptions and calculations that reflect Trendrating's expectations. Forward-looking statements are subject to numerous risks and uncertainties that could cause actual results to materially differ from those expectations. The Services are not intended to constitute a recommendation of any specific security or financial product and are to be implemented solely in conjunction with or as part of a complete investment evaluation conducted by the Users. Under no circumstances shall Trendrating, its officers, directors, employees or agents be liable for any damages, lost profits or investment losses that result in any way from use of the Services or any interruptions, errors or delays in the Services.