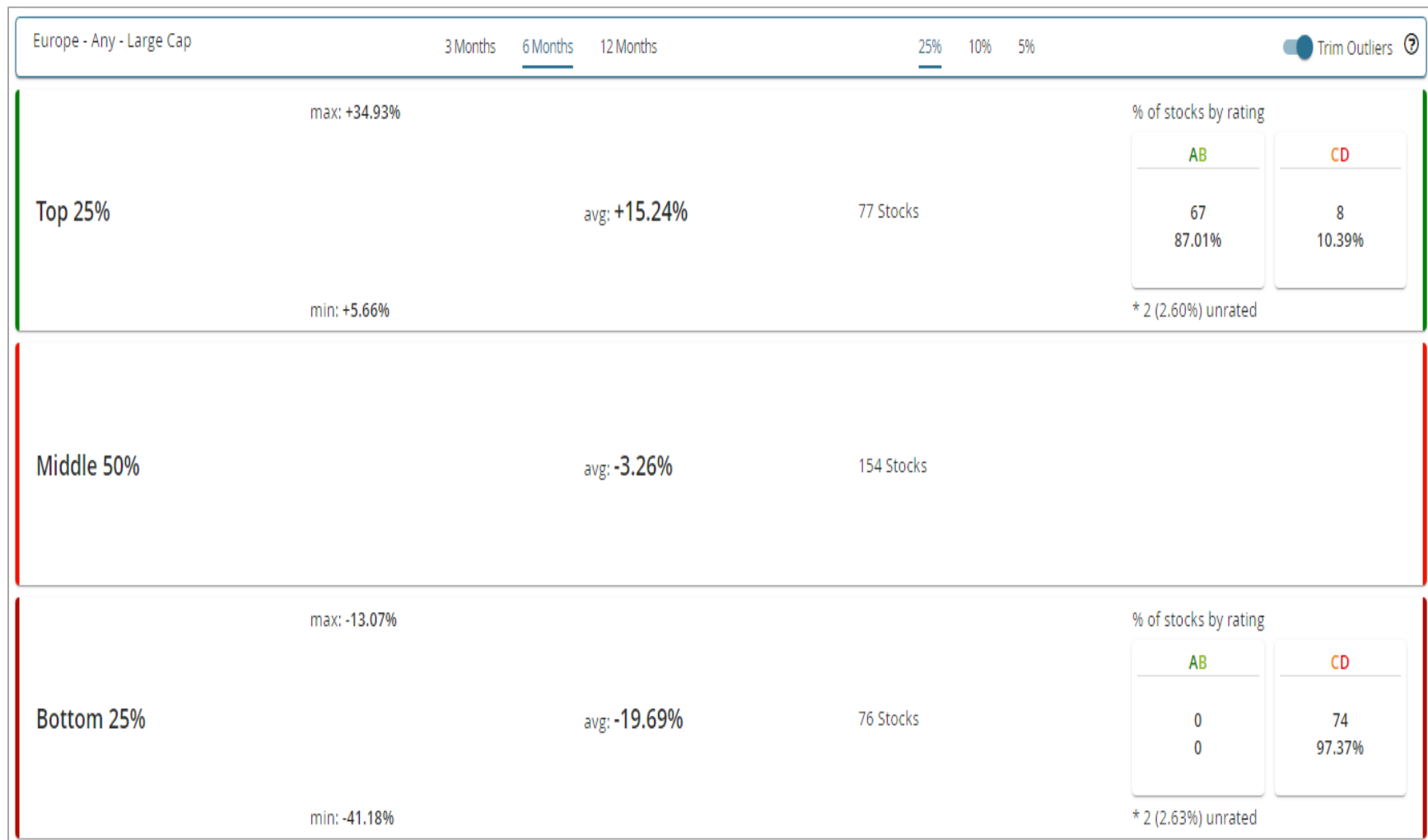




Trendrating EU Best and Worst Performers – November 2023

Performance Dispersion is a great opportunity for active managers.

Trendrating Advanced analytics and technology can help to capture a number of the top performers and to avoid most of the bottom performers.

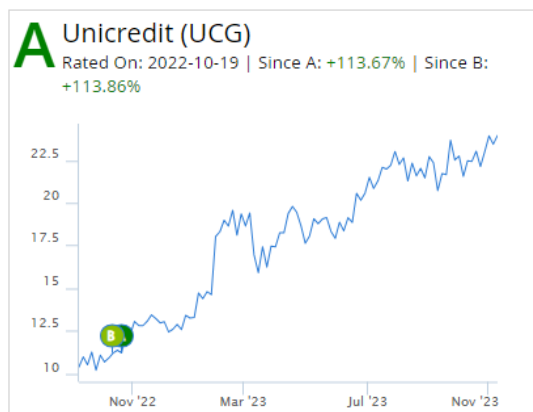
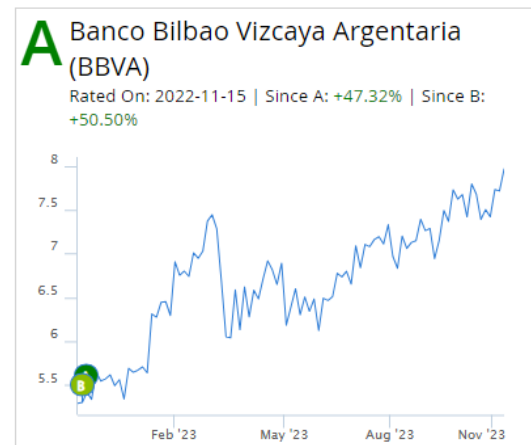
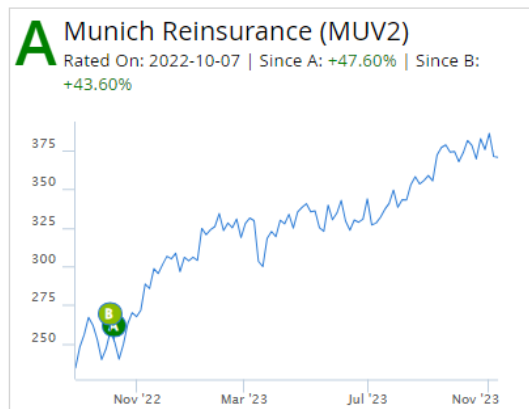


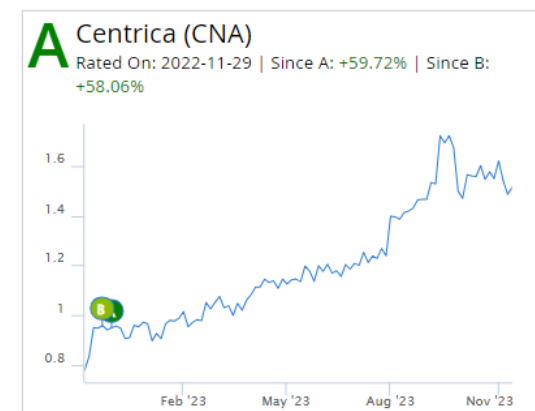
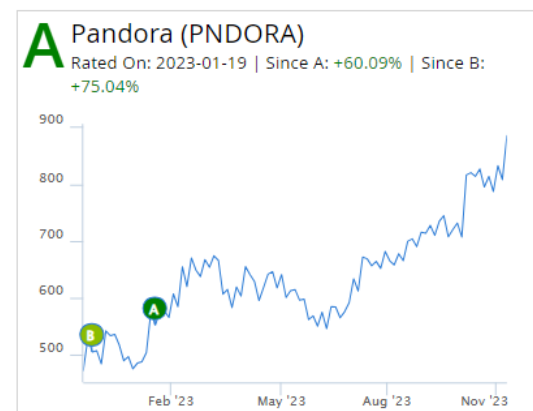
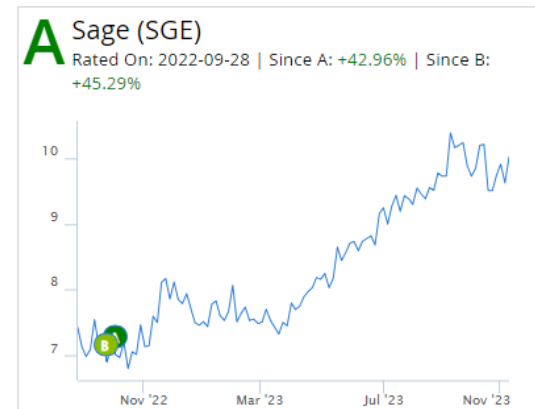
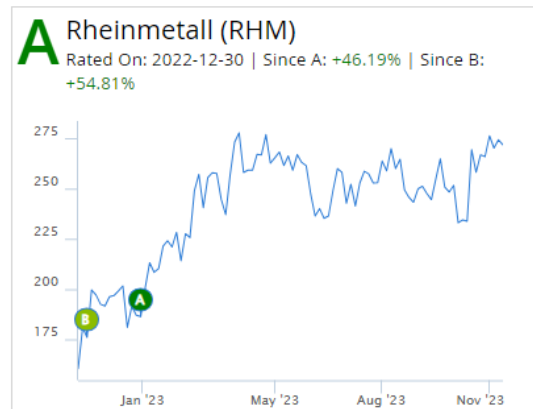
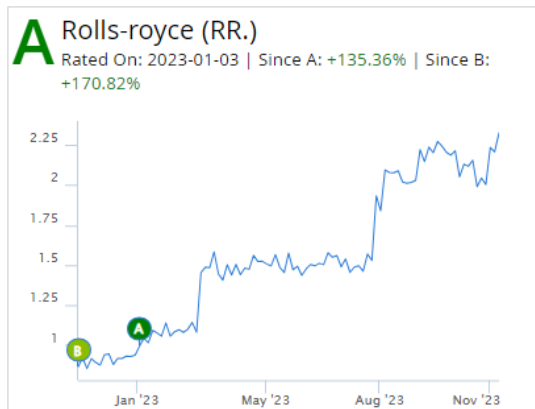
The performance dispersion across sectors highlights the rotation of investors money.

A dynamic monitoring is required to identify in time changes in investors sentiment.

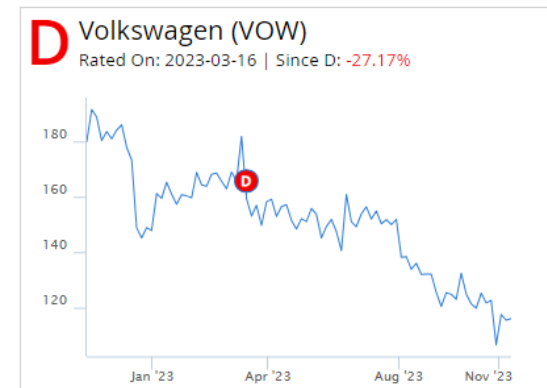
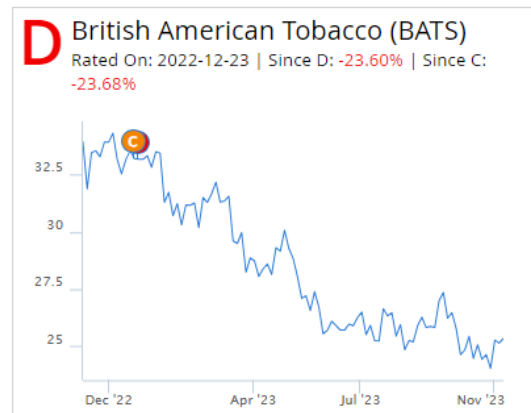
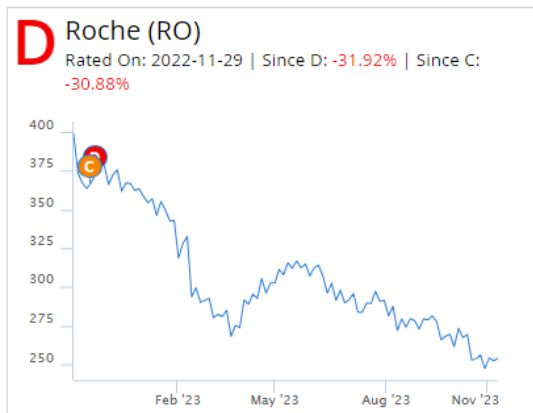


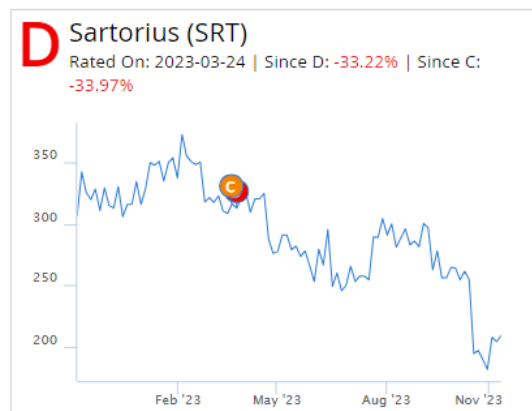
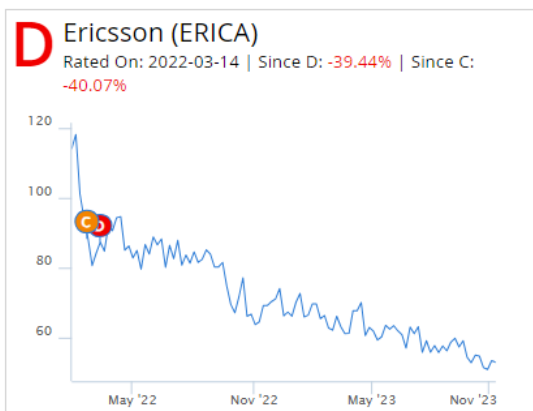
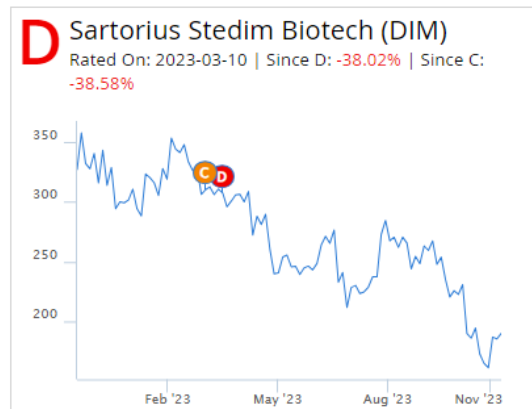
Trendrating enables capturing some of the best performers:





Trendrating helps to avoid the worst performers:





Best Performers:

Ticker	Name	Market Cap	Rating	Since Rated	Last 3 Months	Last 12 Months
NOVO B	Novo Nordisk	444.68B	A	+352.35%	+10.10%	+63.88%
MUV2	Munich Reinsurance	53.83B	A	+47.60%	+7.36%	+31.24%
BBVA	Banco Bilbao Vizcaya Argentaria	50.49B	A	+47.32%	+15.37%	+50.78%
UCG	Unicredit	44.99B	A	+113.67%	+7.79%	+86.19%
BA.	Bae Systems	40.51B	A	+116.42%	+6.03%	+36.15%
III	3i	24.06B	A	+50.33%	+5.01%	+61.37%
RR.	Rolls-royce	23.96B	A	+135.36%	+11.33%	+162.69%
RHM	Rheinmetall	12.59B	A	+46.19%	+1.95%	+69.95%
SGE	Sage	12.59B	A	+42.96%	+6.08%	+36.39%
A5G	Aib	11.64B	A	+52.26%	-3.30%	+36.23%
PNDORA	Pandora	10.47B	A	+60.09%	+33.52%	+87.10%
CNA	Centrica	10.13B	A	+59.72%	+9.00%	+95.22%

Worst Performers:

Ticker	Name	Market Cap	Rating	Since Rated	Last 3 Months	Last 12 Months
RO	Roche	224.50B	D	-31.92%	-10.70%	-36.30%
BATS	British American Tobacco	69.27B	D	-23.60%	-1.54%	-25.32%
VOW	Volkswagen	62.00B	D	-27.17%	-16.04%	-35.52%
LONN	Lonza	27.91B	D	-31.39%	-30.63%	-31.22%
NESTE	Neste	26.82B	D	-27.14%	-1.56%	-28.95%
VOD	Vodafone	25.68B	D	-29.58%	+6.89%	-25.48%
NOKIA	Nokia	19.26B	D	-33.08%	-8.43%	-26.71%
DIM	Sartorius Stedim Biotech	18.73B	D	-38.02%	-28.83%	-41.70%
ORSTED	Orsted	16.85B	D	-49.34%	-51.27%	-56.40%
ERICA	Ericsson	16.10B	D	-39.44%	-6.38%	-18.01%
SRT	Sartorius	15.26B	D	-33.22%	-26.41%	-31.92%
STEAV	Stora Enso	10.44B	D	-20.76%	+6.90%	-16.50%

About Trendrating:

Trendrating is the leader in **trend capture** models, analytics and technology, serving 200+ institutions worldwide and premier partners including Bloomberg and Euronext.

Trendrating provides an innovative , well proven set on analytics to assess and rate the quality of price trends.

The ability to capture trends , profiting from bull markets and avoiding bear phases is the key to superior performance on a consistent basis. Trendrating makes possible to quickly analyze trends using a rating system where **A** and **B** identify bull trends and **C** and **D** point to bear trends.

This rating approach captures in a systematic and unbiased way medium term price trends that can impact yearly portfolio returns. The rating of trends is additional market intelligence designed to enrich the investment decision process and maximize returns while improving risk control.

Trendrating offers a well validated rating methodology to measure trends (**A, B, C, D**) easy to integrate into most strategies and models.

A = strong bull trend

B = beginning of a bull trend

C = inception of a bear trend

D = strong bear trend

With Trendrating you can evaluate the direction and the quality of medium to long-term price trends for stocks, ETFs, indices, sectors and countries.

Trendrating is equally effective at identifying meaningful trends at the macro level, as well as screening from the bottom up to validate or generate new ideas.

Contact us at discover@trendrating.net to access The full lists of Best and Worst Performers.

Trendrating delivering Alpha in a Measurable, Actionable and Repeatable way.

Important Information: The evaluations, rankings and information provided by Trendrating (the "Services") are provided solely for the use of finance professionals (the "Users") who have been issued a license to use the Services by Trendrating and who, by nature of their status as investment professions understand, or are expected to understand, the complexity of finance products, the functioning of the markets and the risks inherent in them. The Services are not offered for use by persons not employed or actively working as professionals in the finance and investment industry. The Services are to be used entirely at the risk of the Users. Included in the Services are forward-looking statements that are based on observations, assumptions and calculations that reflect Trendrating's expectations. Forward-looking statements are subject to numerous risks and uncertainties that could cause actual results to materially differ from those expectations. The Services are not intended to constitute a recommendation of any specific security or financial product and are to be implemented solely in conjunction with or as part of a complete investment evaluation conducted by the Users. Under no circumstances shall Trendrating, its officers, directors, employees or agents be liable for any damages, lost profits or investment losses that result in any way from use of the Services or any interruptions, errors or delays in the Services. **Trendrating S.A. © 2013-2023. All rights reserved.**