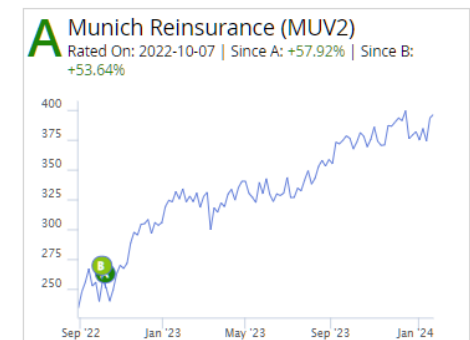
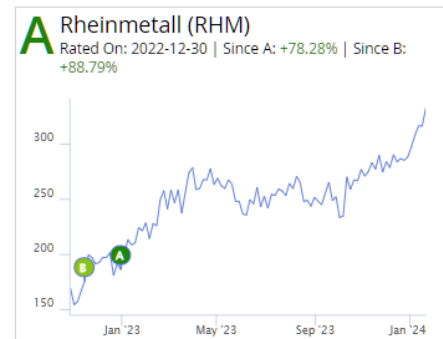
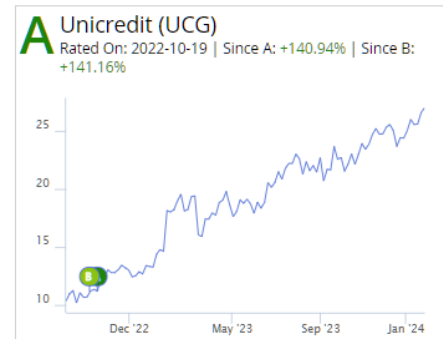
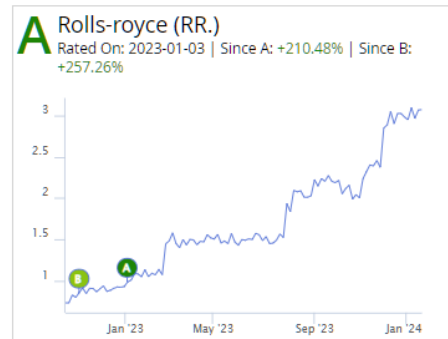




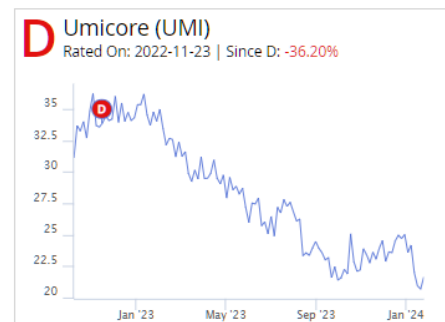
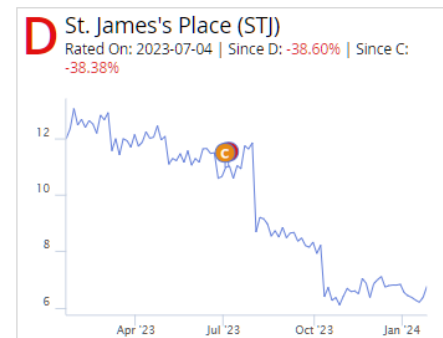
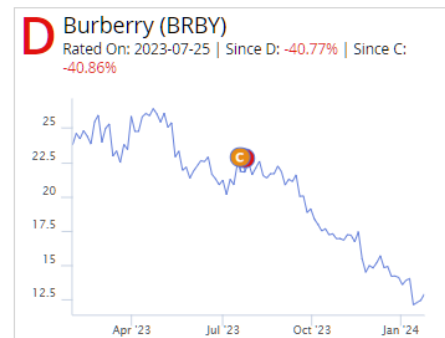
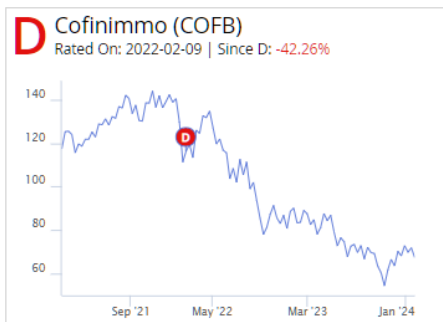
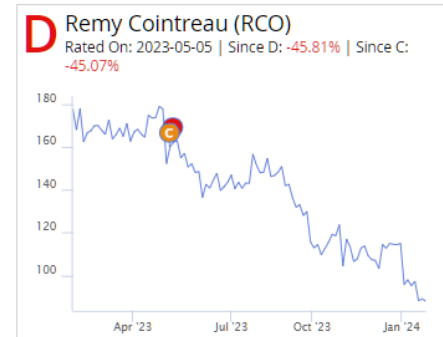
Trendrating Intelligence

EU Market – Winners & Losers

Trendrating enables capturing some of the best performers:



Trendrating helps to avoid some of the worst performers:



Best Performers:

Ticker	Name	Market Cap	Rating	Market	Price	Sector	Since Rated
NOVO B	Novo Nordisk	471.92B	A	DK	DKK 725.00	Health Care	371.54%
RR.	Rolls-royce	32.89B	A	GB	GBP 3.07	Industrials	210.48%
UCG	Unicredit	49.63B	A	IT	EUR 27.00	Financials	140.94%
BESI	Semiconductor Industries Nv B	12.31B	A	NL	EUR 147.15	Information Technology	136.27%
BA.	Bae Systems	45.43B	A	GB	GBP 11.77	Industrials	133.59%
PNDORA	Pandora	11.87B	A	DK	DKK 989.00	Consumer Discretionary	78.90%
RHM	Rheinmetall	15.67B	A	DE	EUR 331.70	Industrials	78.28%
III	3i	29.20B	A	GB	GBP 23.58	Financials	75.31%
ASM	Asm International	27.87B	A	NL	EUR 525.80	Information Technology	71.07%
SGE	Sage	14.97B	A	GB	GBP 11.52	Information Technology	64.28%
LDO	Leonardo	10.25B	A	IT	EUR 16.36	Industrials	58.14%
MUV2	Munich Reinsurance	58.75B	A	DE	EUR 396.40	Financials	57.92%

Worst Performers:

Ticker	Name	Market Cap	Rating	Market	Price	Sector	Since Rated
WLN	Worldline	4.36B	D	FR	EUR 14.15	Financials	-63.10%
ALO	Alstom	4.71B	D	FR	EUR 11.26	Industrials	-53.43%
RCO	Remy Cointreau	4.88B	D	FR	EUR 88.00	Consumer Staples	-45.81%
ETL	Eutelsat Communications	2.11B	D	FR	EUR 4.08	Communication Services	-45.71%
COFB	Cofinimmo	2.69B	D	BE	EUR 67.20	Real Estate	-42.26%
BRBY	Burberry	5.89B	D	GB	GBP 12.90	Consumer Discretionary	-40.77%
STJ	St. James's Place	4.72B	D	GB	GBP 6.76	Financials	-38.60%
KESKOB	Kesko	7.42B	D	FI	EUR 17.13	Consumer Staples	-38.27%
VOD	Vodafone	23.74B	D	GB	GBP 0.69	Communication Services	-37.45%
UMI	Umicore	5.66B	D	BE	EUR 21.64	Materials	-36.20%
NOKIA	Nokia	18.98B	D	FI	EUR 3.15	Information Technology	-35.41%
BAYN	Bayer	34.90B	D	DE	EUR 32.63	Health Care	-35.39%

The full list of stocks is available in Trendrating.

Contact us at discover@trendrating.net



About Trendrating:

Trendrating is the leader in **trend capture** models, analytics and technology, serving 200+ institutions worldwide and premier partners including Bloomberg and Euronext. Trendrating provides an innovative, well proven set on analytics to assess and rate the quality of price trends. **The ability to capture trends, profiting from bull markets and avoiding bear phases is the key to outperform on a consistent basis.** Trendrating makes possible to quickly analyze trends using a rating system where **A** and **B** identify bull trends and **C** and **D** point to bear trends. This rating approach captures in a systematic and unbiased way medium term price trends that can impact yearly portfolio returns. The rating of trends is additional market intelligence designed to enrich the investment decision process and maximize returns while improving risk control. Trendrating offers a well validated rating methodology to measure trends (**A, B, C, D**) easy to integrate into most strategies and models. With Trendrating you can evaluate the direction and the quality of medium to long-term price trends for stocks, ETFs, indices, sectors and countries.

Disclaimer: The evaluations, rankings and information provided by Trendrating (the "Services") are provided solely for the use of finance professionals (the "Users") who have been issued a license to use the Services by Trendrating and who, by nature of their status as investment professions understand, or are expected to understand, the complexity of finance products, the functioning of the markets and the risks inherent in them. The Services are not offered for use by persons not employed or actively working as professionals in the finance and investment industry. The Services are to be used entirely at the risk of the Users. Included in the Services are forward-looking statements that are based on observations, assumptions and calculations that reflect Trendrating's expectations. Forward-looking statements are subject to numerous risks and uncertainties that could cause actual results to materially differ from those expectations. The Services are not intended to constitute a recommendation of any specific security or financial product and are to be implemented solely in conjunction with or as part of a complete investment evaluation conducted by the Users. Under no circumstances shall Trendrating, its officers, directors, employees or agents be liable for any damages, lost profits or investment losses that result in any way from use of the Services or any interruptions, errors or delays in the Services.