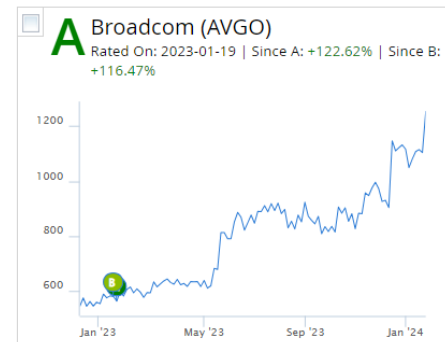
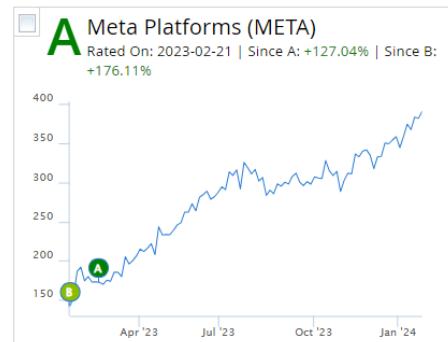
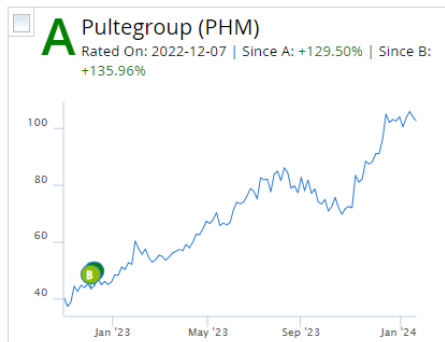
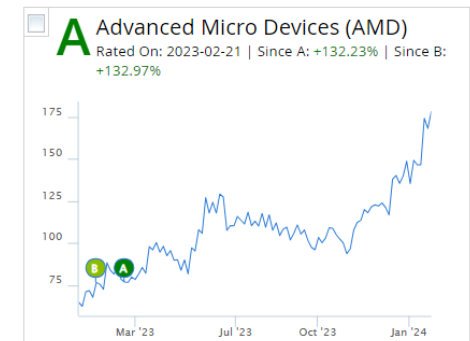
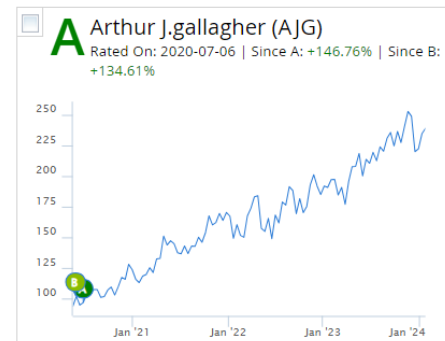
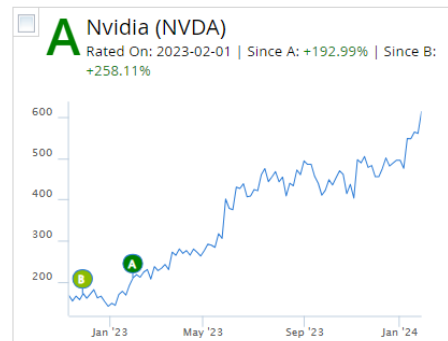
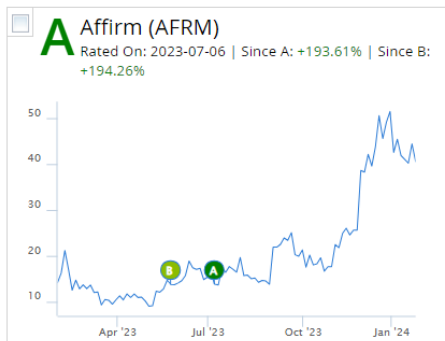
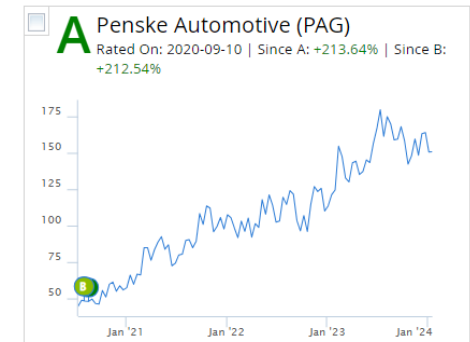
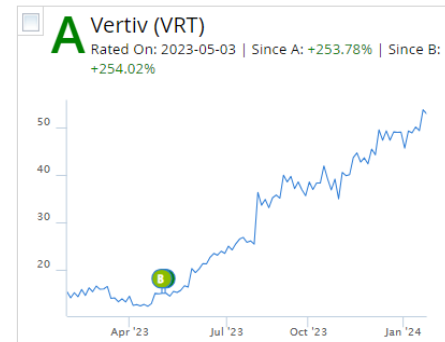
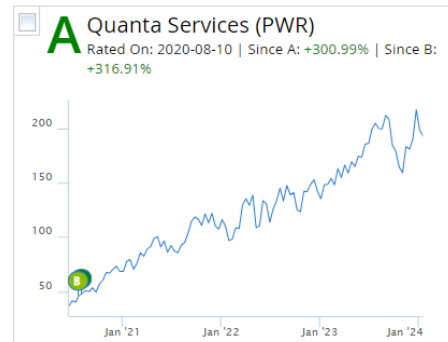
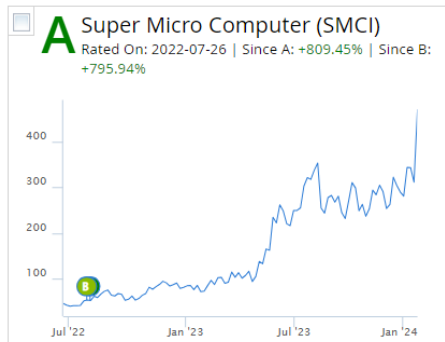




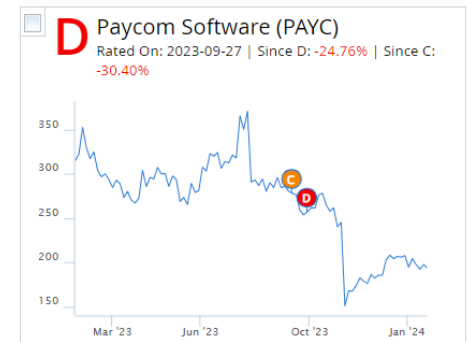
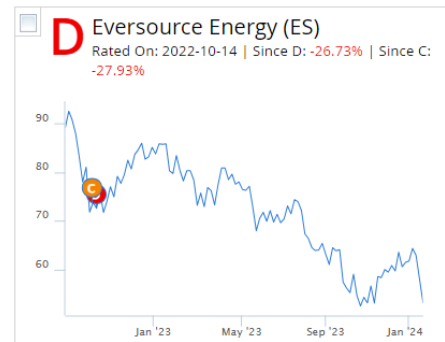
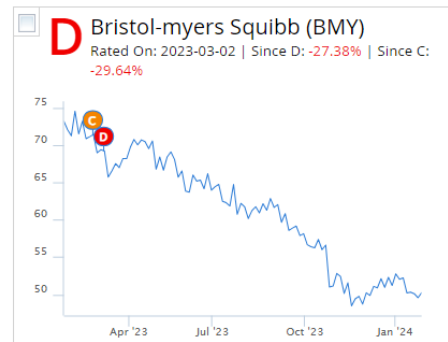
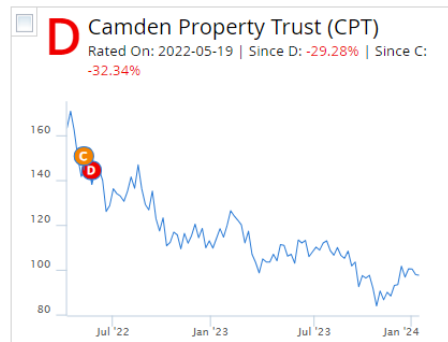
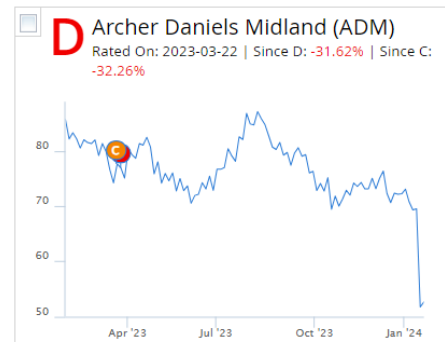
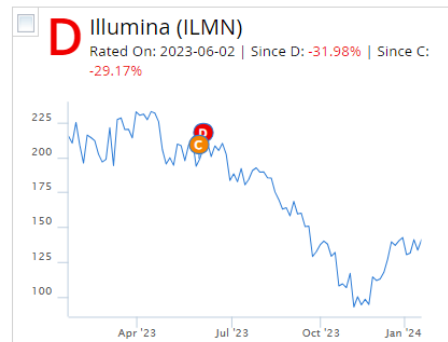
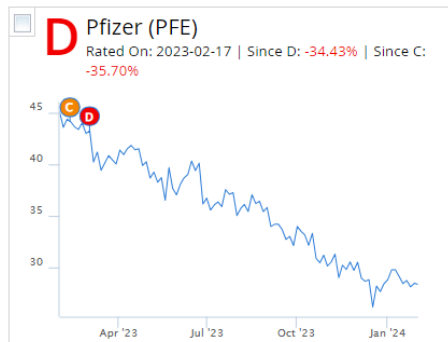
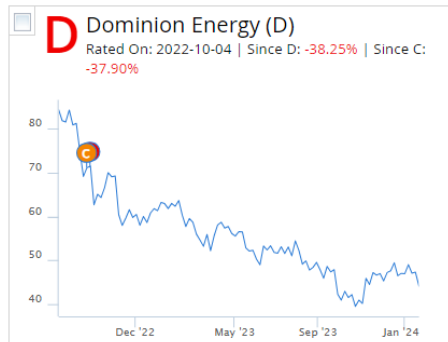
Trendrating Intelligence

US – Winners and Losers

Trendrating enables capturing some of the best performers:



Trendrating helps to avoid some of the worst performers:



Best performers:

| Ticker | Name | Market Cap | Market | Sector | Price | Rating | Since Rated |
|--------|------------------------|------------|--------|------------------------|------------|--------|-------------|
| SMCI | Super Micro Computer | 26.26B | US | Information Technology | USD 470.19 | A | 809.45% |
| PWR | Quanta Services | 28.08B | US | Industrials | USD 193.28 | A | 300.99% |
| VRT | Vertiv | 20.15B | US | Industrials | USD 52.82 | A | 253.78% |
| PAG | Penske Automotive | 10.13B | US | Consumer Discretionary | USD 150.83 | A | 213.64% |
| AFRM | Affirm | 12.22B | US | Financials | USD 40.49 | A | 193.61% |
| NVDA | Nvidia | 1.52T | US | Information Technology | USD 613.62 | A | 192.99% |
| AJG | Arthur J.gallagher | 51.62B | US | Financials | USD 239.07 | A | 146.76% |
| AMD | Advanced Micro Devices | 288.03B | US | Information Technology | USD 178.29 | A | 132.23% |
| PHM | Pultegroup | 22.07B | US | Consumer Discretionary | USD 102.36 | A | 129.50% |
| META | Meta Platforms | 1.00T | US | Communication Services | USD 390.70 | A | 127.04% |
| AVGO | Broadcom | 586.99B | US | Information Technology | USD 1.25K | A | 122.62% |
| DKNG | Draftkings | 17.93B | US | Consumer Discretionary | USD 38.46 | A | 117.65% |

Worst performers:

| Ticker | Name | Market Cap | Market | Sector | Price | Rating | Since Rated |
|--------|------------------------|------------|--------|------------------------|------------|--------|-------------|
| D | Dominion Energy | 36.94B | US | Utilities | USD 44.15 | D | -38.25% |
| EL | Estee Lauder Companies | 45.15B | US | Consumer Staples | USD 126.16 | D | -36.65% |
| HRL | Hormel Foods | 16.62B | US | Consumer Staples | USD 30.40 | D | -35.22% |
| ALB | Albemarle | 14.28B | US | Materials | USD 121.69 | D | -34.68% |
| PFE | Pfizer | 159.96B | US | Health Care | USD 28.33 | D | -34.43% |
| ILMN | Illumina | 22.39B | US | Health Care | USD 141.01 | D | -31.98% |
| ADM | Archer Daniels Midland | 28.07B | US | Consumer Staples | USD 52.63 | D | -31.62% |
| YUMC | Yum China | 15.10B | US | Consumer Discretionary | USD 37.09 | D | -30.07% |
| CPT | Camden Property Trust | 10.42B | US | Real Estate | USD 97.58 | D | -29.28% |
| BMJ | Bristol-myers Squibb | 102.23B | US | Health Care | USD 50.24 | D | -27.38% |
| ES | Eversource Energy | 18.57B | US | Utilities | USD 53.16 | D | -26.73% |
| PAYC | Paycom Software | 11.16B | US | Industrials | USD 193.42 | D | -24.76% |

The full list of stocks is available in Trendrating.

Contact us at discover@trendrating.net



About Trendrating:

Trendrating is the leader in **trend capture** models, analytics and technology, serving 200+ institutions worldwide and premier partners including Bloomberg and Euronext. Trendrating provides an innovative, well proven set on analytics to assess and rate the quality of price trends. **The ability to capture trends, profiting from bull markets and avoiding bear phases is the key to outperform on a consistent basis.** Trendrating makes possible to quickly analyze trends using a rating system where **A** and **B** identify bull trends and **C** and **D** point to bear trends. This rating approach captures in a systematic and unbiased way medium term price trends that can impact yearly portfolio returns. The rating of trends is additional market intelligence designed to enrich the investment decision process and maximize returns while improving risk control. Trendrating offers a well validated rating methodology to measure trends (**A, B, C, D**) easy to integrate into most strategies and models. With Trendrating you can evaluate the direction and the quality of medium to long-term price trends for stocks, ETFs, indices, sectors and countries.

Disclaimer: The evaluations, rankings and information provided by Trendrating (the "Services") are provided solely for the use of finance professionals (the "Users") who have been issued a license to use the Services by Trendrating and who, by nature of their status as investment professions understand, or are expected to understand, the complexity of finance products, the functioning of the markets and the risks inherent in them. The Services are not offered for use by persons not employed or actively working as professionals in the finance and investment industry. The Services are to be used entirely at the risk of the Users. Included in the Services are forward-looking statements that are based on observations, assumptions and calculations that reflect Trendrating's expectations. Forward-looking statements are subject to numerous risks and uncertainties that could cause actual results to materially differ from those expectations. The Services are not intended to constitute a recommendation of any specific security or financial product and are to be implemented solely in conjunction with or as part of a complete investment evaluation conducted by the Users. Under no circumstances shall Trendrating, its officers, directors, employees or agents be liable for any damages, lost profits or investment losses that result in any way from use of the Services or any interruptions, errors or delays in the Services.