



Trendrating

US Potential Winners and Losers

June 17, 2019

Potential Winners and Losers in the US Market

Chances are 2019 will be a year where intelligent stock picking can make a difference. As stock indices have lost the momentum that was recorded in 2017, we expect to see a strong distribution of performance. This brings a significant opportunity to outperform benchmarks using a selection process that can capture specific trends of individual stocks.

This report is published weekly by Trendrating and offers a selection of future potential winners and losers.

The winners are stocks that have been upgraded to **A** or **B**.

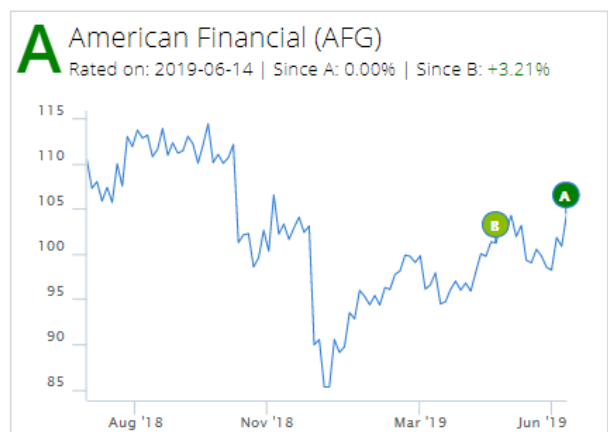
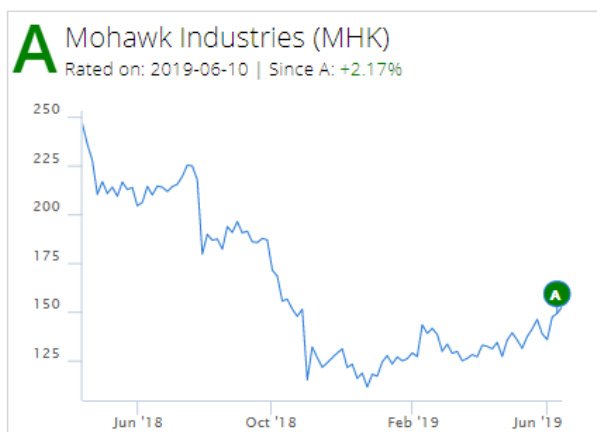
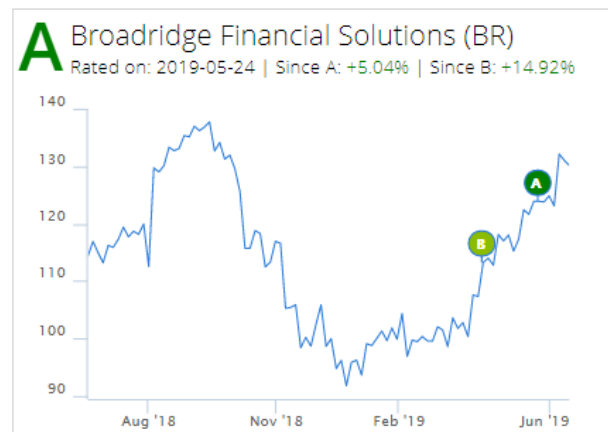
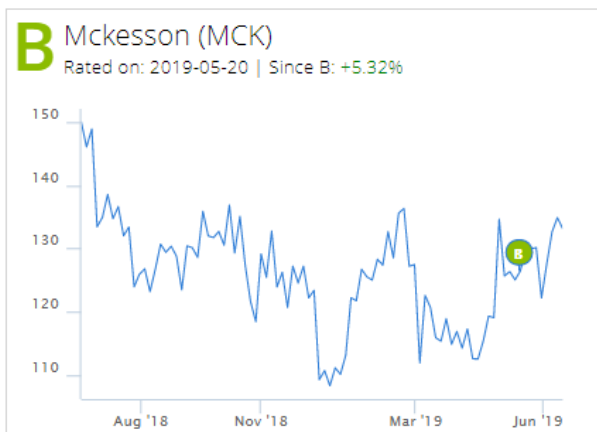
The losers are securities that have been downgraded to **C** or **D**.

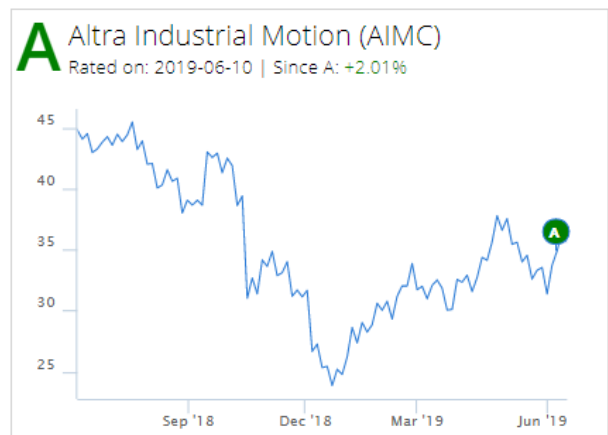
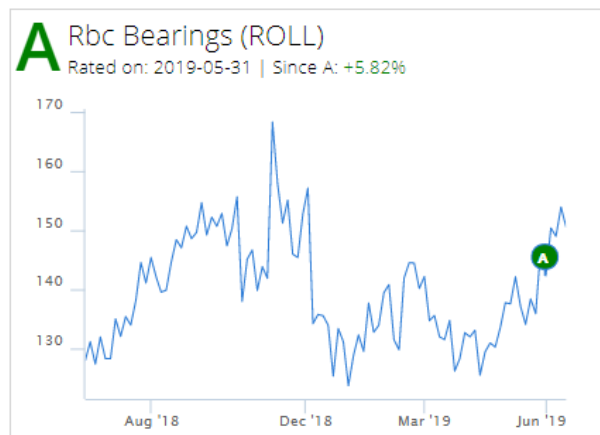
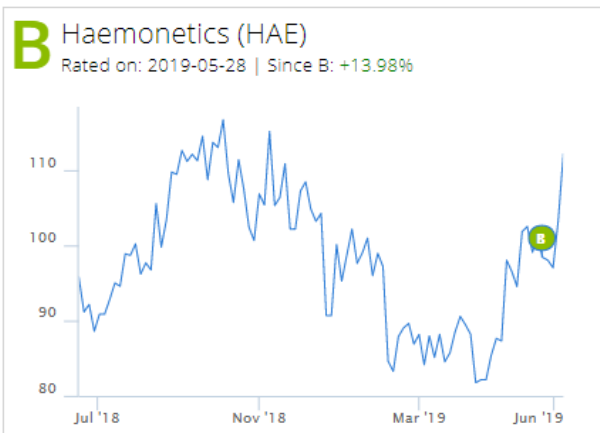
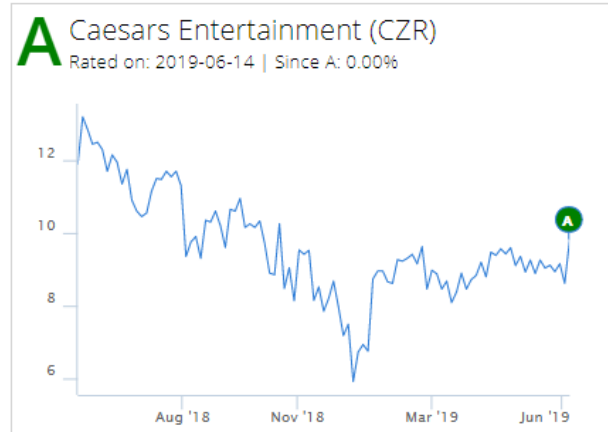
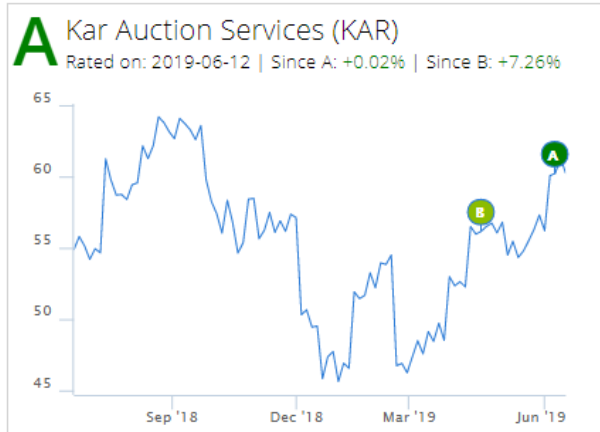
The upgrades and downgrades have been generated by Trendrating over the last 20 days.

The full list of upgrades and downgrades is available in the Trendrating Platform.

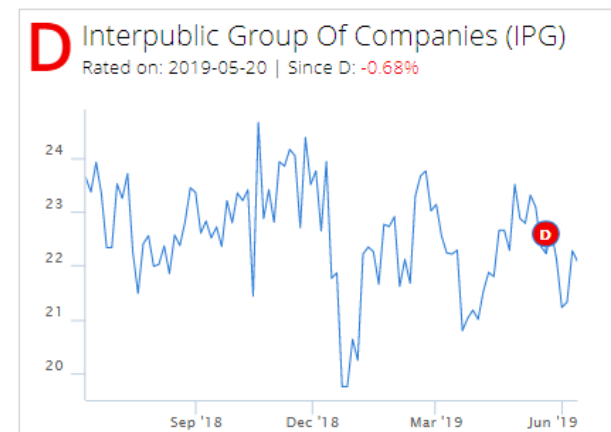
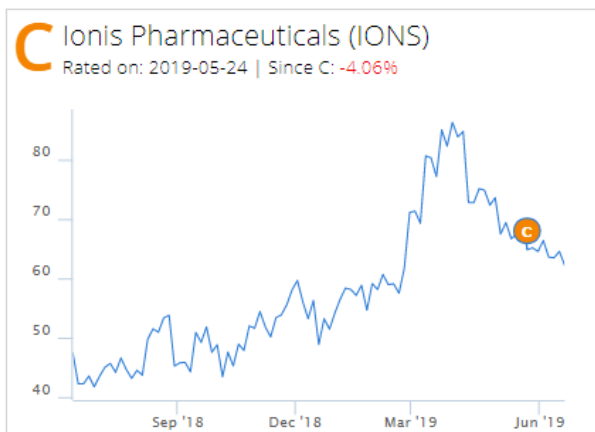
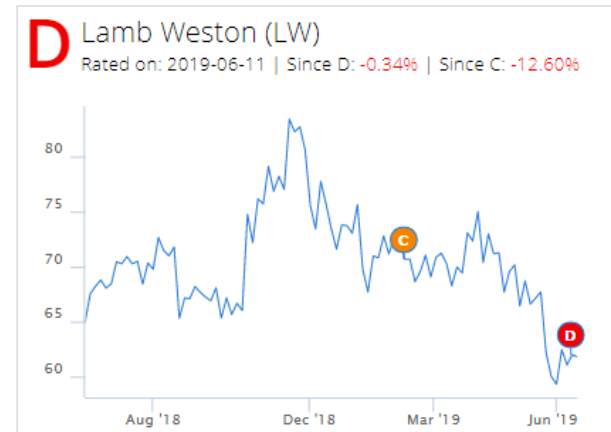
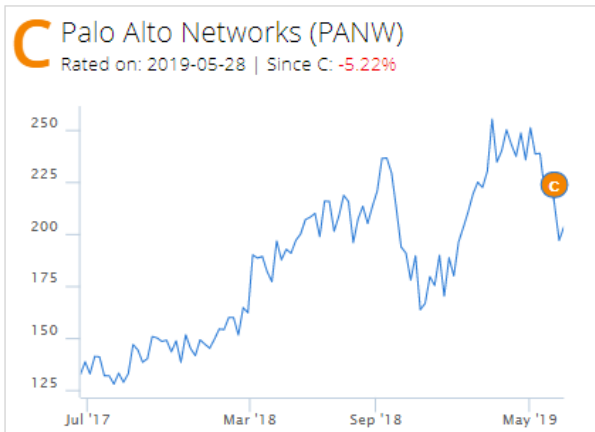
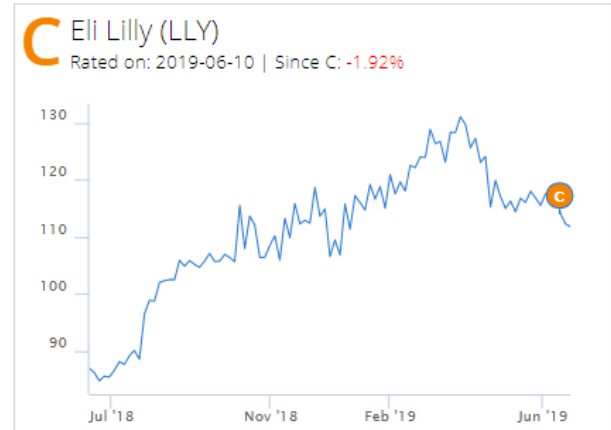
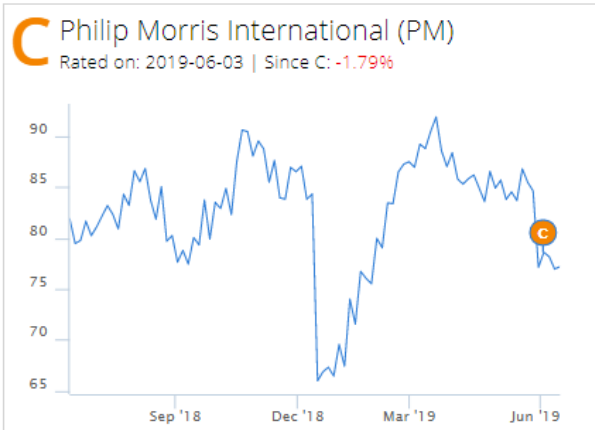
We trust this report can help both in terms of returns enhancement and risk control.

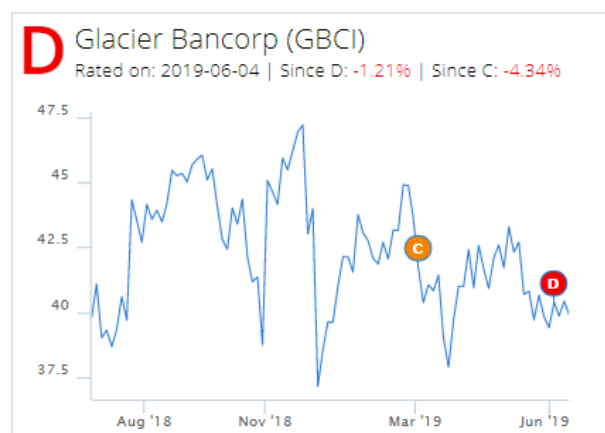
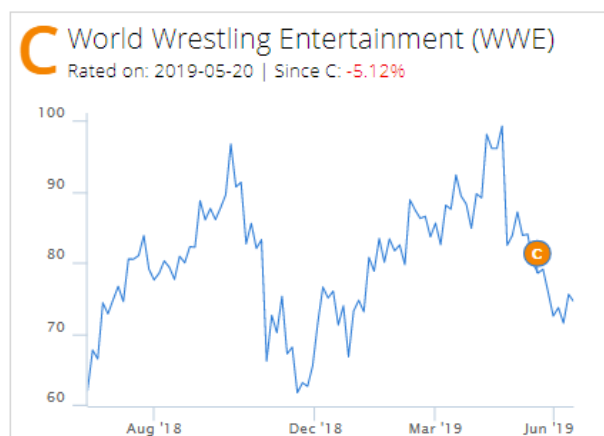
US Potential Winners:





US Potential Losers:





SMART MOMENTUM RATING

Ticker	Name	Mkt Cap	Rating	Smart			Quintile	Retr.	Perf.
				Momentum	Retracement	Ranking		outliers	since trend
CZR	Caesars Entertainment	6.61B	A	2.2774	0.00%	1	1	66.44%	
AIMC	Altra Industrial Motion	2.30B	A	2.2486	-5.77%	2	1	49.14%	
BR	Broadridge Financial Solutions	15.12B	A	2.2363	-1.51%	3	2	41.79%	
MHK	Mohawk Industries	11.03B	A	2.228	0.00%	4	2	36.82%	
KAR	Kar Auction Services	8.03B	A	2.2202	-1.73%	5	3	32.09%	
WSO	Watsco	5.27B	A	2.2054	-2.55%	6	3	23.27%	
AFG	American Financial	9.37B	A	2.2041	0.00%	7	4	22.46%	
ROLL	Rbc Bearings	3.73B	A	2.2029	-2.18%	8	4	21.74%	
HAE	Haemonetics	5.75B	B	1.2286	0.00%	9	5	37.15%	
MCK	Mckesson	25.29B	B	1.205	-2.33%	10	5	23.01%	

Ranking generated by using the default 3 levels template.

The evaluations, rankings and information provided by Trendrating (the "Services") are provided solely for the use of finance professionals (the "Users") who have been issued a license to use the Services by Trendrating and who, by nature of their status as investment professions understand, or are expected to understand, the complexity of finance products, the functioning of the markets and the risks inherent in them. The Services are not offered for use by persons not employed or actively working as professionals in the finance and investment industry. The Services are to be used entirely at the risk of the Users. Included in the Services are forward-looking statements that are based on observations, assumptions and calculations that reflect Trendrating's expectations. Forward-looking statements are subject to numerous risks and uncertainties that could cause actual results to materially differ from those expectations. The Services are not intended to constitute a recommendation of any specific security or financial product and are to be implemented solely in conjunction with or as part of a complete investment evaluation conducted by the Users. Under no circumstances shall Trendrating, its officers, directors, employees or agents be liable for any damages, lost profits or investment losses that result in any way from use of the Services or any interruptions, errors or delays in the Services.